

S.S.195 "SULCITANA"

COMPLETAMENTO ITINERARIO CAGLIARI - PULA - LOTTO 2

COLLEGAMENTO CON LA S.S 130 E AEROPORTO CAGLIARI ELMAS

DAL Km 21+488,70 AL Km 23+900,00

RELAZIONE ARCHEOLOGICA E PROGETTAZIONE DEFINITIVA

PROGETTO DEFINITIVO

COD. CA12

PROGETTAZIONE: ANAS - DIREZIONE PROGETTAZIONE E REALIZZAZIONE LAVORI

PROGETTISTA E RESPONSABILE INTEGRATORE PRESTAZIONI SPECIALISTICHE

Ing. M. RASIMELLI
Ordine Ingegneri Provincia di Perugia n° A632

GRUPPO DI PROGETTAZIONE

Ing. D. BONADIES Ing. M. TANZINI
Ing. P. LOSPENNATO Ing. A. LUCIA
Ing. S. PELLEGRINI
Ing. A. POLLI
Ing. C. CASTELLANO
Ing. G.N. GUERRINI

IL GEOLOGO
S. PIAZZOLI

COORDINATORE PER LA SICUREZZA IN FASE DI PROGETTAZIONE

Ing. L. IOVINE

VISTO: IL RESP. DEL PROCEDIMENTO

Ing. M. COGHE

PROTOCOLLO

DATA:

IL GRUPPO DI PROGETTAZIONE:



MANDATARIA

 **PINI** PINI SWISS ENGINEERS SA
SWISS
Via Besso 7 - 6900 Lugano - Svizzera
MANDANTE

 **PINI** PINI SWISS ENGINEERS Srl
ITALIA
Via Cavour 2 - 22074 Lomazzo (CO) - Italia
MANDANTE

PROGETTO STRADALE ASSE PRINCIPALE SEZIONI TRASVERSALI FASCICOLO

CODICE PROGETTO

PROGETTO LIV. PROG. N. PROG.

D P C A 1 2 D 2 0 0 1

NOME FILE

P00PS00TRASZ01A.dwg

CODICE ELAB.

P 0 0 P S 0 0 T R A S Z 0 1

REVISIONE

SCALA

A

1:200

| | | | | | |
|------|-----------------|-------------|---------------|------------|--------------|
| D | | | | | |
| C | | | | | |
| B | | | | | |
| A | PRIMA EMISSIONE | Giugno 2020 | G.N. GUERRINI | A. POLLI | M. RASIMELLI |
| REV. | DESCRIZIONE | DATA | REDATTO | VERIFICATO | APPROVATO |

PROFILO SS195
 SEZIONE 5
 PROGRESSIVA 21580.00

CAREGGIATA SUD

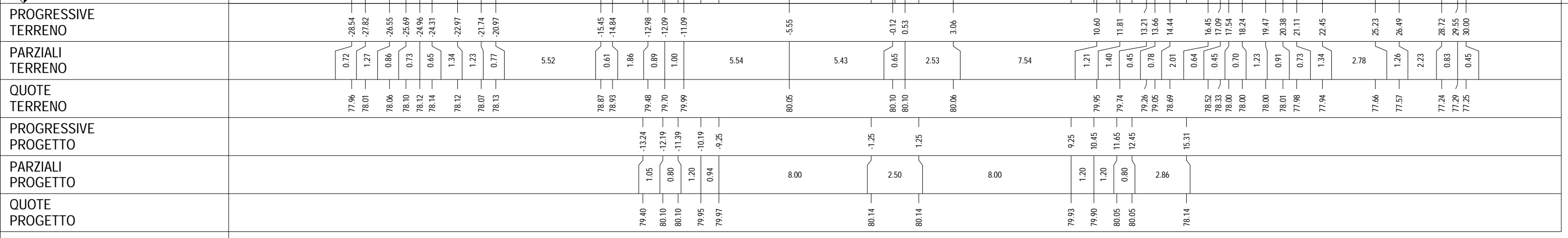
| | | |
|------------------------|----------------|-------|
| DN DEMOLIZIONE NERI | m ² | 2.20 |
| DP DEM. PACCHETTO | m ² | 4.40 |
| SC SCOTICO | m ² | 0.44 |
| SG SCAVO GRADONATURA | m ² | 0.30 |
| SR SCAVO RISANAMENTO | m ² | 13.09 |
| TE RIPORTO | m ² | 1.26 |
| TR RIPORTO RISANAMENTO | m ² | 13.65 |
| VE VEGETALE | m ² | 0.20 |
| BO BONIFICA | m ² | 0.68 |

| | | | | | | | | | |
|-----------|-----------------------------|-------------------------------|--------|----------------|--------|---------------------------|-------------------------|--------|-----------|
| Arginello | Corsia marcia dir. Cagliari | Corsia sorpasso dir. Cagliari | Banch. | Spartitraffico | Banch. | Corsia sorpasso dir. Pula | Corsia marcia dir. Pula | Banch. | Arginello |
|-----------|-----------------------------|-------------------------------|--------|----------------|--------|---------------------------|-------------------------|--------|-----------|

CAREGGIATA NORD

| | | |
|------------------------|----------------|-------|
| DN DEMOLIZIONE NERI | m ² | 2.19 |
| DP DEM. PACCHETTO | m ² | 4.41 |
| SC SCOTICO | m ² | 0.73 |
| SG SCAVO GRADONATURA | m ² | 2.30 |
| SR SCAVO RISANAMENTO | m ² | 12.74 |
| TE RIPORTO | m ² | 3.77 |
| TR RIPORTO RISANAMENTO | m ² | 13.22 |
| VE VEGETALE | m ² | 0.57 |
| BO BONIFICA | m ² | 1.20 |

66
 200 200



PROFILO SS195
 SEZIONE 12
 PROGRESSIVA 21720.00

CAREGGIATA SUD

DN DEMOLIZIONE NERI m² 1.84
 DP DEM. PACCHETTO m² 3.69
 SC SCOTICO m² 1.15
 SV SCAVO m² 3.53
 TE RIPORTO m² 0.62

| | | | | | | | | | | |
|-----------|----------|-----------------------------|-------------------------------|--------|----------------|--------|---------------------------|-------------------------|----------|-----------|
| Arginello | Banchina | Corsia marcia dir. Cagliari | Corsia sorpasso dir. Cagliari | Banch. | Spartitraffico | Banch. | Corsia sorpasso dir. Pula | Corsia marcia dir. Pula | Banchina | Arginello |
|-----------|----------|-----------------------------|-------------------------------|--------|----------------|--------|---------------------------|-------------------------|----------|-----------|

CAREGGIATA NORD

DN DEMOLIZIONE NERI m² 1.83
 DP DEM. PACCHETTO m² 3.69
 SC SCOTICO m² 1.75
 SV SCAVO m² 5.86
 TE RIPORTO m² 0.71

73
 200 200

| | | | | | | | | | | | | | | | | | | | | | | | | | | | | | | | | | |
|----------------------|--------|--------|--------|--------|--------|--------|--------|--------|--------|--------|--------|--------|--------|--------|-------|-------|-------|-------|-------|-------|-------|-------|-------|-------|-------|-------|-------|-------|-------|-------|-------|-------|-------|
| PROGRESSIVE TERRENO | -28.65 | -27.74 | -25.07 | -24.37 | -22.90 | -20.92 | -19.93 | -19.14 | -18.38 | -15.94 | -13.86 | -12.86 | -11.06 | -9.12 | -6.24 | -0.08 | 0.58 | 8.20 | 9.53 | 10.75 | 11.55 | 12.84 | 13.74 | 14.41 | 15.73 | 16.97 | 18.87 | 19.76 | 23.79 | 24.59 | 25.91 | 26.91 | 28.29 |
| PARZIALI TERRENO | 0.91 | 2.67 | 0.70 | 1.47 | 1.98 | 0.99 | 0.79 | 0.76 | 2.44 | 2.08 | 1.00 | 1.80 | 1.94 | 2.88 | 6.16 | 0.66 | 7.62 | 1.33 | 1.22 | 0.80 | 1.29 | 0.90 | 0.67 | 1.32 | 1.24 | 1.90 | 0.89 | 4.03 | 0.80 | 1.32 | 1.00 | 1.38 | |
| QUOTE TERRENO | 83.85 | 84.18 | 84.25 | 84.30 | 84.46 | 84.55 | 84.74 | 85.00 | 85.18 | 85.34 | 85.31 | 85.08 | 84.06 | 83.77 | 83.81 | 83.89 | 83.89 | 83.76 | 83.74 | 83.93 | 84.22 | 85.00 | 85.57 | 86.00 | 86.86 | 87.12 | 87.37 | 87.44 | 87.87 | 87.89 | 87.94 | 87.99 | 88.08 |
| PROGRESSIVE PROGETTO | | | | | | | | | | -15.19 | | -13.00 | -12.20 | -11.00 | -9.25 | | -1.25 | 1.25 | 9.25 | 11.00 | 12.20 | 13.00 | | | | 18.10 | | | | | | | |
| PARZIALI PROGETTO | | | | | | | | | | 2.19 | 0.80 | 1.20 | 1.75 | | 8.00 | 2.50 | 8.00 | 1.75 | 1.20 | 0.80 | 5.10 | | | | | | | | | | | | |
| QUOTE PROGETTO | | | | | | | | | | 85.33 | 83.87 | 83.87 | 83.72 | 83.76 | | 83.96 | 83.96 | 83.76 | 83.72 | 83.87 | 83.87 | | | | 87.27 | | | | | | | | |

PROFILO SS195
 SEZIONE 14
 PROGRESSIVA 21760.00

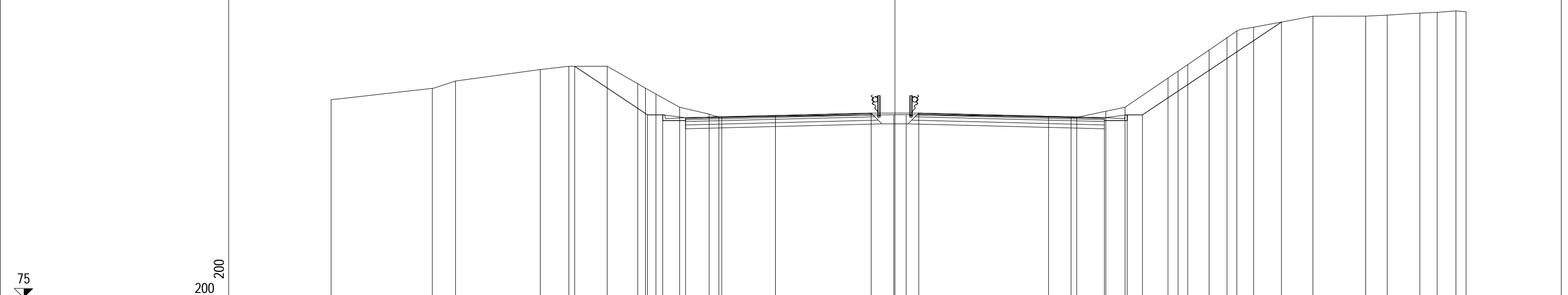
CAREGGIATA SUD

DN DEMOLIZIONE NERI m² 1.84
 DP DEM. PACCHETTO m² 3.68
 SC SCOTICO m² 1.49
 SV SCAVO m² 5.51
 TE RIPORTO m² 0.81

| | | | | | | | | | | |
|-----------|----------|-----------------------------|-------------------------------|--------|----------------|--------|---------------------------|-------------------------|----------|-----------|
| Arginello | Banchina | Corsia marcia dir. Cagliari | Corsia sorpasso dir. Cagliari | Banch. | Spartitraffico | Banch. | Corsia sorpasso dir. Pula | Corsia marcia dir. Pula | Banchina | Arginello |
|-----------|----------|-----------------------------|-------------------------------|--------|----------------|--------|---------------------------|-------------------------|----------|-----------|

CAREGGIATA NORD

DN DEMOLIZIONE NERI m² 1.82
 DP DEM. PACCHETTO m² 3.70
 SC SCOTICO m² 2.19
 SV SCAVO m² 6.94
 TE RIPORTO m² 0.81



| | | | | | | | | | | | | | | | | | | | | | | | | | | | | | | | | | |
|----------------------|--------|--------|--------|--------|--------|--------|--------|--------|--------|--------|-------|-------|-------|-------|-------|-------|-------|-------|-------|-------|-------|-------|-------|-------|-------|-------|-------|-------|-------|-------|-------|-------|-------|
| PROGRESSIVE TERRENO | -29.62 | -24.30 | -23.08 | -18.63 | -17.13 | -15.12 | -13.51 | -13.11 | -12.56 | -11.31 | -9.76 | -9.10 | -6.28 | -0.06 | 0.59 | 8.07 | 9.55 | 11.08 | 12.09 | 14.34 | 14.87 | 15.38 | 16.50 | 17.44 | 17.96 | 18.84 | 21.96 | 24.73 | 25.86 | 27.57 | 28.48 | 29.47 | 30.00 |
| PARZIALI TERRENO | 5.32 | 1.22 | 4.45 | 1.50 | 2.01 | 1.61 | 0.40 | 0.55 | 1.25 | 1.55 | 0.66 | 2.82 | 6.22 | 0.65 | 7.48 | 1.48 | 1.53 | 1.01 | 2.25 | 0.53 | 0.51 | 1.12 | 0.94 | 0.52 | 0.88 | 3.12 | 2.77 | 1.13 | 1.71 | 0.91 | 0.99 | 0.53 | |
| QUOTE TERRENO | 85.41 | 85.99 | 86.38 | 86.98 | 87.15 | 87.15 | 86.24 | 86.00 | 85.89 | 85.00 | 84.64 | 84.48 | 84.52 | 84.61 | 84.61 | 84.49 | 84.47 | 84.79 | 85.00 | 86.53 | 86.89 | 87.24 | 88.00 | 88.64 | 89.00 | 89.20 | 89.78 | 89.78 | 89.83 | 89.94 | 89.98 | 90.05 | 90.01 |
| PROGRESSIVE PROGETTO | | | | | -16.82 | | -13.00 | -12.20 | -11.00 | -9.25 | | | | -1.25 | 1.25 | | 9.25 | 11.00 | 12.20 | 13.00 | | | | | | 20.30 | | | | | | | |
| PARZIALI PROGETTO | | | | | | 3.82 | 0.80 | 1.20 | 1.75 | | | 8.00 | | 2.50 | | 8.00 | 1.75 | 1.20 | 0.80 | | 7.30 | | | | | | | | | | | | |
| QUOTE PROGETTO | | | | | 87.15 | | 84.60 | 84.60 | 84.45 | 84.49 | | | | 84.69 | 84.69 | | 84.49 | 84.45 | 84.60 | 84.60 | | | | | | 89.47 | | | | | | | |

PROFILO SS195
 SEZIONE 16
 PROGRESSIVA 21800.00

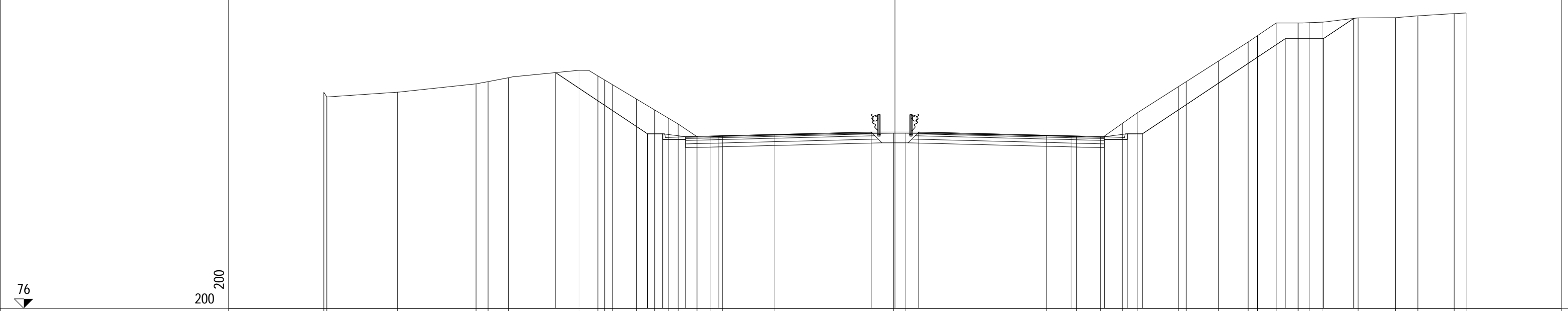
CAREGGIATA SUD

DN DEMOLIZIONE NERI m² 1.85
 DP DEM. PACCHETTO m² 3.68
 SC SCOTICO m² 1.67
 SV SCAVO m² 6.96
 TE RIPORTO m² 0.56

| | | | | | | | | | | |
|-----------|----------|-----------------------------|-------------------------------|--------|----------------|--------|---------------------------|-------------------------|----------|-----------|
| Arginello | Banchina | Corsia marcia dir. Cagliari | Corsia sorpasso dir. Cagliari | Banch. | Spartitraffico | Banch. | Corsia sorpasso dir. Pula | Corsia marcia dir. Pula | Banchina | Arginello |
|-----------|----------|-----------------------------|-------------------------------|--------|----------------|--------|---------------------------|-------------------------|----------|-----------|

CAREGGIATA NORD

DN DEMOLIZIONE NERI m² 1.85
 DP DEM. PACCHETTO m² 3.68
 SC SCOTICO m² 2.92
 SV SCAVO m² 10.16
 TE RIPORTO m² 0.64



| | | | | | | | | | | | | | | | | | | | | | | | | | | | | | | | | | | | | | | | |
|----------------------|--------|--------|--------|--------|--------|--------|--------|--------|--------|--------|--------|--------|--------|--------|--------|-------|-------|-------|-------|-------|-------|-------|-------|-------|-------|-------|-------|-------|-------|-------|-------|-------|-------|-------|-------|-------|-------|-------|-------|
| PROGRESSIVE TERRENO | -30.00 | -29.84 | -26.13 | -22.01 | -21.37 | -20.31 | -16.60 | -15.60 | -15.24 | -14.85 | -13.58 | -12.62 | -11.91 | -11.39 | -10.40 | -9.67 | -9.07 | -6.31 | -0.08 | 0.57 | 7.97 | 9.55 | 10.79 | 11.94 | 12.72 | 14.90 | 15.30 | 17.00 | 18.55 | 19.04 | 20.02 | 21.18 | 21.79 | 22.48 | 24.33 | 26.29 | 27.47 | 29.37 | 30.00 |
| PARZIALI TERRENO | 0.16 | 3.71 | 4.12 | 0.64 | 1.06 | 3.71 | 1.00 | 0.36 | 0.39 | 1.27 | 0.96 | 0.71 | 0.52 | 0.99 | 0.73 | 0.60 | 2.76 | 6.23 | 0.65 | 7.40 | 1.58 | 1.24 | 1.15 | 0.78 | 2.18 | 0.40 | 1.70 | 1.55 | 0.49 | 0.98 | 1.16 | 0.61 | 0.69 | 1.85 | 1.96 | 1.18 | 1.90 | 0.63 | |
| QUOTE TERRENO | 87.36 | 87.11 | 87.36 | 87.80 | 87.92 | 88.12 | 88.51 | 88.22 | 88.00 | 87.76 | 87.00 | 86.43 | 86.00 | 85.69 | 85.02 | 85.00 | 85.09 | 85.12 | 85.20 | 85.20 | 85.08 | 85.05 | 85.00 | 85.72 | 86.27 | 87.66 | 87.92 | 89.00 | 90.00 | 90.33 | 91.00 | 91.00 | 91.02 | 91.04 | 91.27 | 91.28 | 91.38 | 91.49 | 91.53 |
| PROGRESSIVE PROGETTO | | | | | | | -17.83 | | | | | -13.00 | -12.20 | -11.00 | -9.25 | | | | -1.25 | 1.25 | | 9.25 | 11.00 | 12.20 | 13.00 | | | | | 20.50 | | 22.50 | 24.10 | | | | | | |
| PARZIALI PROGETTO | | | | | | | 4.83 | | | | 0.80 | 1.20 | 1.75 | | 8.00 | | | | 2.50 | | 8.00 | 1.75 | 1.20 | 0.80 | | 7.50 | | | | 2.00 | 1.60 | | | | | | | | |
| QUOTE PROGETTO | | | | | | | 88.39 | | | | 85.17 | 85.17 | 85.02 | 85.07 | | | | | 85.27 | 85.27 | | 85.07 | 85.02 | 85.17 | 85.17 | | | | 90.17 | | 90.17 | 91.24 | | | | | | | |

PROFILO SS195
 SEZIONE 17
 PROGRESSIVA 21820.00

CAREGGIATA SUD

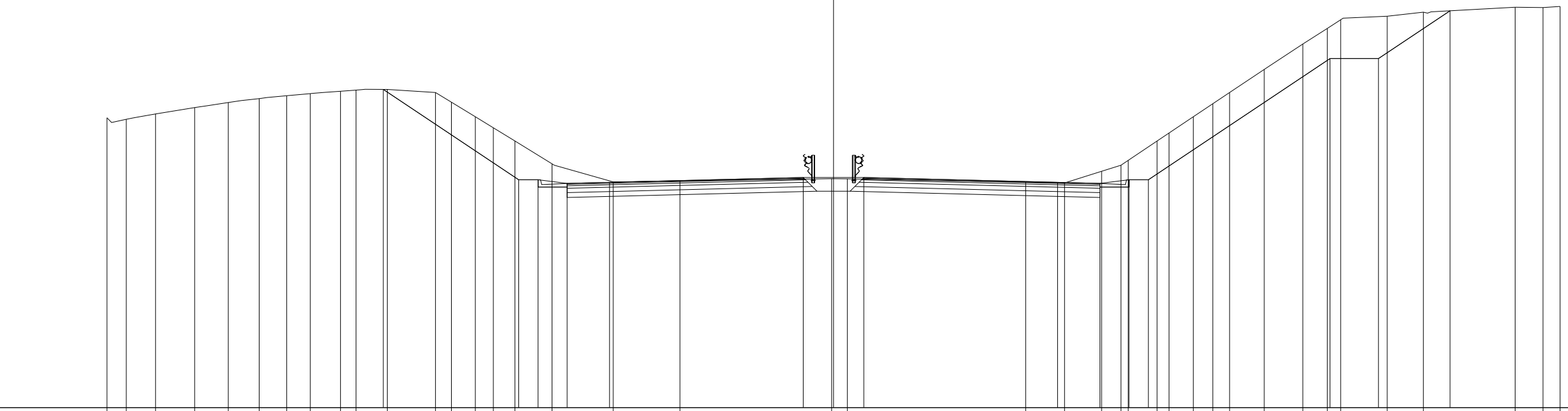
DN DEMOLIZIONE NERI m² 1.84
 DP DEM. PACCHETTO m² 3.68
 SC SCOTICO m² 1.85
 SV SCAVO m² 8.23
 TE RIPORTO m² 0.52

| | | | | | | | | | | |
|-----------|----------|-----------------------------|-------------------------------|--------|----------------|--------|---------------------------|-------------------------|----------|-----------|
| Arginello | Banchina | Corsia marcia dir. Cagliari | Corsia sorpasso dir. Cagliari | Banch. | Spartitraffico | Banch. | Corsia sorpasso dir. Pula | Corsia marcia dir. Pula | Banchina | Arginello |
|-----------|----------|-----------------------------|-------------------------------|--------|----------------|--------|---------------------------|-------------------------|----------|-----------|

CAREGGIATA NORD

DN DEMOLIZIONE NERI m² 1.84
 DP DEM. PACCHETTO m² 3.67
 SC SCOTICO m² 3.22
 SV SCAVO m² 16.06
 TE RIPORTO m² 0.60

76
 200 200



PROGRESSIVE TERRENO

| | | | | | | | | | | | | | | | | | | | | | | | | | | | | | | | | | | | | | | | |
|--------|--------|--------|--------|--------|--------|--------|--------|--------|--------|--------|--------|--------|--------|--------|--------|--------|-------|-------|-------|------|------|------|-------|-------|-------|-------|-------|-------|-------|-------|-------|-------|-------|-------|-------|-------|-------|-------|-------|
| -30.00 | -29.20 | -27.99 | -26.38 | -24.99 | -23.71 | -22.58 | -21.61 | -20.36 | -19.72 | -18.43 | -16.44 | -15.78 | -14.79 | -14.05 | -13.15 | -11.62 | -9.10 | -6.34 | -0.08 | 0.57 | 7.93 | 9.54 | 11.07 | 11.87 | 12.17 | 13.36 | 13.85 | 14.86 | 15.66 | 16.35 | 17.78 | 19.38 | 20.39 | 20.94 | 22.86 | 24.35 | 28.14 | 29.29 | 30.00 |
|--------|--------|--------|--------|--------|--------|--------|--------|--------|--------|--------|--------|--------|--------|--------|--------|--------|-------|-------|-------|------|------|------|-------|-------|-------|-------|-------|-------|-------|-------|-------|-------|-------|-------|-------|-------|-------|-------|-------|

PARZIALI TERRENO

| | | | | | | | | | | | | | | | | | | | | | | | | | | | | | | | | | | | | | | |
|------|------|------|------|------|------|------|------|------|------|------|------|------|------|------|------|------|------|------|------|------|------|------|------|------|------|------|------|------|------|------|------|------|------|------|------|------|------|------|
| 0.80 | 1.21 | 1.61 | 1.39 | 1.28 | 1.13 | 0.97 | 1.25 | 0.64 | 1.29 | 1.99 | 0.66 | 0.99 | 0.74 | 0.90 | 1.53 | 2.52 | 2.76 | 6.26 | 0.65 | 7.36 | 1.61 | 1.53 | 0.80 | 0.30 | 1.19 | 0.49 | 1.01 | 0.80 | 0.69 | 1.43 | 1.60 | 1.01 | 0.55 | 1.92 | 1.49 | 3.79 | 1.15 | 0.71 |
|------|------|------|------|------|------|------|------|------|------|------|------|------|------|------|------|------|------|------|------|------|------|------|------|------|------|------|------|------|------|------|------|------|------|------|------|------|------|------|

QUOTE TERRENO

| | | | | | | | | | | | | | | | | | | | | | | | | | | | | | | | | | | | | | | | |
|-------|-------|-------|-------|-------|-------|-------|-------|-------|-------|-------|-------|-------|-------|-------|-------|-------|-------|-------|-------|-------|-------|-------|-------|-------|-------|-------|-------|-------|-------|-------|-------|-------|-------|-------|-------|-------|-------|-------|-------|
| 87.96 | 87.90 | 88.12 | 88.38 | 88.59 | 88.75 | 88.87 | 88.95 | 89.05 | 89.10 | 89.13 | 89.00 | 88.60 | 88.00 | 87.54 | 87.00 | 86.06 | 85.31 | 85.35 | 85.44 | 85.44 | 85.30 | 85.27 | 85.75 | 86.00 | 86.20 | 87.00 | 87.33 | 88.00 | 88.54 | 89.00 | 89.95 | 91.00 | 91.64 | 92.00 | 92.15 | 92.31 | 92.52 | 92.50 | 92.55 |
|-------|-------|-------|-------|-------|-------|-------|-------|-------|-------|-------|-------|-------|-------|-------|-------|-------|-------|-------|-------|-------|-------|-------|-------|-------|-------|-------|-------|-------|-------|-------|-------|-------|-------|-------|-------|-------|-------|-------|-------|

PROGRESSIVE PROGETTO

| | | | | | | | | | | | | | | | | | | | | | | | | | | | | | | | | | | | | | | |
|--|--|--|--|--|--|--|--|--|--|--------|--|--|--|--|--------|--------|--------|-------|--|-------|------|--|------|-------|-------|-------|--|--|--|--|--|--|-------|-------|--|-------|--|--|
| | | | | | | | | | | -18.59 | | | | | -13.00 | -12.20 | -11.00 | -9.25 | | -1.25 | 1.25 | | 9.25 | 11.00 | 12.20 | 13.00 | | | | | | | 20.50 | 22.50 | | 25.46 | | |
|--|--|--|--|--|--|--|--|--|--|--------|--|--|--|--|--------|--------|--------|-------|--|-------|------|--|------|-------|-------|-------|--|--|--|--|--|--|-------|-------|--|-------|--|--|

PARZIALI PROGETTO

| | | | | | | | | | | | | | | | | | | | | | | | | | | | | | | | | | | | | | | |
|--|--|--|--|--|--|--|--|--|--|--|------|------|------|------|--|------|------|------|--|--|------|------|------|--|------|--|--|--|--|--|------|------|--|--|--|--|--|--|
| | | | | | | | | | | | 5.59 | 0.80 | 1.20 | 1.75 | | 8.00 | 2.50 | 8.00 | | | 1.75 | 1.20 | 0.80 | | 7.50 | | | | | | 2.00 | 2.96 | | | | | | |
|--|--|--|--|--|--|--|--|--|--|--|------|------|------|------|--|------|------|------|--|--|------|------|------|--|------|--|--|--|--|--|------|------|--|--|--|--|--|--|

QUOTE PROGETTO

| | | | | | | | | | | | | | | | | | | | | | | | | | | | | | | | | | | | | | |
|--|--|--|--|--|--|--|--|--|--|-------|--|-------|-------|-------|-------|--|-------|-------|--|--|--|-------|-------|-------|-------|--|--|--|--|--|--|-------|-------|--|-------|--|--|
| | | | | | | | | | | 89.13 | | 85.40 | 85.40 | 85.25 | 85.29 | | 85.49 | 85.49 | | | | 85.29 | 85.25 | 85.40 | 85.40 | | | | | | | 90.40 | 90.40 | | 92.37 | | |
|--|--|--|--|--|--|--|--|--|--|-------|--|-------|-------|-------|-------|--|-------|-------|--|--|--|-------|-------|-------|-------|--|--|--|--|--|--|-------|-------|--|-------|--|--|

PROFILO SS195
 SEZIONE 20
 PROGRESSIVA 21880.00

CAREGGIATA SUD

DN DEMOLIZIONE NERI m² 1.84
 DP DEM. PACCHETTO m² 3.68
 SC SCOTICO m² 2.96
 SV SCAVO m² 14.05

| | | | | | | | | | | |
|-----------|----------|-----------------------------|-------------------------------|--------|----------------|--------|---------------------------|-------------------------|----------|-----------|
| Arginello | Banchina | Corsia marcia dir. Cagliari | Corsia sorpasso dir. Cagliari | Banch. | Spartitraffico | Banch. | Corsia sorpasso dir. Pula | Corsia marcia dir. Pula | Banchina | Arginello |
|-----------|----------|-----------------------------|-------------------------------|--------|----------------|--------|---------------------------|-------------------------|----------|-----------|

CAREGGIATA NORD

DN DEMOLIZIONE NERI m² 1.83
 DP DEM. PACCHETTO m² 3.68
 SC SCOTICO m² 3.68
 SV SCAVO m² 17.36

78
 200 200

| | | | | | | | | | | | | | | | | | | | | | | | | | | | | | | | | | | | | |
|----------------------|--------|--------|--------|--------|--------|--------|--------|--------|--------|--------|--------|--------|--------|--------|--------|-------|-------|-------|-------|-------|-------|-------|-------|-------|-------|-------|-------|-------|-------|-------|-------|-------|-------|-------|-------|-------|
| PROGRESSIVE TERRENO | -30.00 | -27.60 | -25.16 | -23.55 | -19.48 | -18.72 | -18.21 | -16.92 | -15.31 | -14.53 | -13.74 | -13.34 | -12.20 | -11.34 | -10.70 | -9.43 | -6.37 | -0.05 | 0.59 | 7.89 | 9.53 | 10.35 | 11.72 | 13.77 | 14.21 | 15.73 | 17.19 | 18.91 | 20.15 | 20.54 | 22.67 | 23.83 | 25.72 | 28.73 | 29.68 | 30.00 |
| PARZIALI TERRENO | 2.40 | 2.44 | 1.61 | 4.07 | 0.76 | 0.51 | 1.29 | 1.61 | 0.78 | 0.79 | 0.40 | 1.14 | 0.86 | 0.64 | 1.27 | 3.06 | 6.32 | 0.64 | 7.30 | 1.64 | 0.82 | 1.37 | 2.05 | 0.44 | 1.52 | 1.46 | 1.72 | 1.24 | 0.39 | 2.13 | 1.16 | 1.89 | 3.01 | 0.95 | 0.32 | |
| QUOTE TERRENO | 91.56 | 91.82 | 91.94 | 92.00 | 91.19 | 91.10 | 90.79 | 90.00 | 89.00 | 88.51 | 88.00 | 87.74 | 87.00 | 86.42 | 86.00 | 85.79 | 85.79 | 85.91 | 85.90 | 85.76 | 85.73 | 85.87 | 86.39 | 87.72 | 88.00 | 89.00 | 89.94 | 91.00 | 91.76 | 92.00 | 92.65 | 93.00 | 94.00 | 94.54 | 94.79 | 94.78 |
| PROGRESSIVE PROGETTO | | | -24.21 | -22.50 | -20.50 | | | | | | -13.00 | -12.20 | -11.00 | -9.25 | | | -1.25 | 1.25 | | 9.25 | 11.00 | 12.20 | 13.00 | | | | | 20.50 | 22.50 | | | | 27.82 | | | |
| PARZIALI PROGETTO | | | 1.71 | 2.00 | | | 7.50 | | | | 0.80 | 1.20 | 1.75 | | | 8.00 | | 2.50 | | 8.00 | 1.75 | 1.20 | 0.80 | | | 7.50 | | 2.00 | | 5.32 | | | | | | |
| QUOTE PROGETTO | | | 91.98 | 90.84 | 90.84 | | | | | | 85.84 | 85.84 | 85.69 | 85.73 | | | 85.93 | 85.93 | | 85.73 | 85.69 | 85.84 | 85.84 | | | | | 90.84 | 90.84 | | | | 94.38 | | | |

PROFILO SS195
 SEZIONE 21
 PROGRESSIVA 21900.00

CAREGGIATA SUD

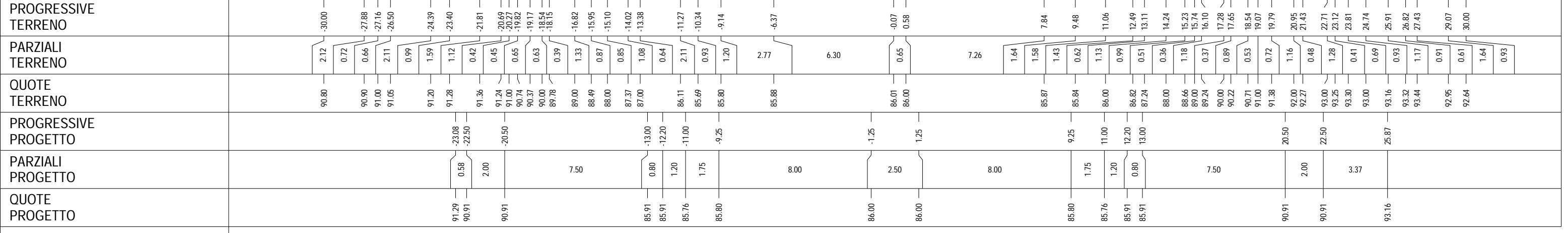
DN DEMOLIZIONE NERI m² 1.83
 DP DEM. PACCHETTO m² 3.68
 SC SCOTICO m² 2.76
 SR SCAVO RISANAMENTO m² 9.06
 SV SCAVO m² 4.72
 TR RIPORTO RISANAMENTO m² 9.20

| | | | | | | | | | | |
|-----------|----------|-----------------------------|-------------------------------|--------|----------------|--------|---------------------------|-------------------------|----------|-----------|
| Arginello | Banchina | Corsia marcia dir. Cagliari | Corsia sorpasso dir. Cagliari | Banch. | Spartitraffico | Banch. | Corsia sorpasso dir. Pula | Corsia marcia dir. Pula | Banchina | Arginello |
|-----------|----------|-----------------------------|-------------------------------|--------|----------------|--------|---------------------------|-------------------------|----------|-----------|

CAREGGIATA NORD

DN DEMOLIZIONE NERI m² 1.83
 DP DEM. PACCHETTO m² 3.70
 SC SCOTICO m² 3.25
 SR SCAVO RISANAMENTO m² 9.15
 SV SCAVO m² 14.88
 TR RIPORTO RISANAMENTO m² 9.20

77
 200 200



PROFILO SS195

SEZIONE 22

PROGRESSIVA 21920.00

CAREGGIATA SUD

| | | |
|------------------------|----------------|------|
| DN DEMOLIZIONE NERI | m ² | 1.84 |
| DP DEM. PACCHETTO | m ² | 3.68 |
| SC SCOTICO | m ² | 0.87 |
| SR SCAVO RISANAMENTO | m ² | 9.57 |
| SV SCAVO | m ² | 0.78 |
| TR RIPORTO RISANAMENTO | m ² | 9.19 |

| | | | | | | | | | | |
|-----------|----------|--------------------------------|----------------------------------|--------|----------------|--------|------------------------------|----------------------------|----------|-----------|
| Arginello | Banchina | Corsia marcia dir. Cagliari | Corsia sorpasso dir. Cagliari | Banch. | Spartitraffico | Banch. | Corsia sorpasso dir. Pula | Corsia marcia dir. Pula | Banchina | Arginello |
|-----------|----------|--------------------------------|----------------------------------|--------|----------------|--------|------------------------------|----------------------------|----------|-----------|

CAREGGIATA NORD

| | | |
|------------------------|----------------|------|
| DN DEMOLIZIONE NERI | m ² | 1.83 |
| DP DEM. PACCHETTO | m ² | 3.68 |
| SC SCOTICO | m ² | 1.34 |
| SR SCAVO RISANAMENTO | m ² | 9.61 |
| SV SCAVO | m ² | 3.58 |
| TR RIPORTO RISANAMENTO | m ² | 9.19 |

75

200
200

PROGRESSIVE
TERRENO

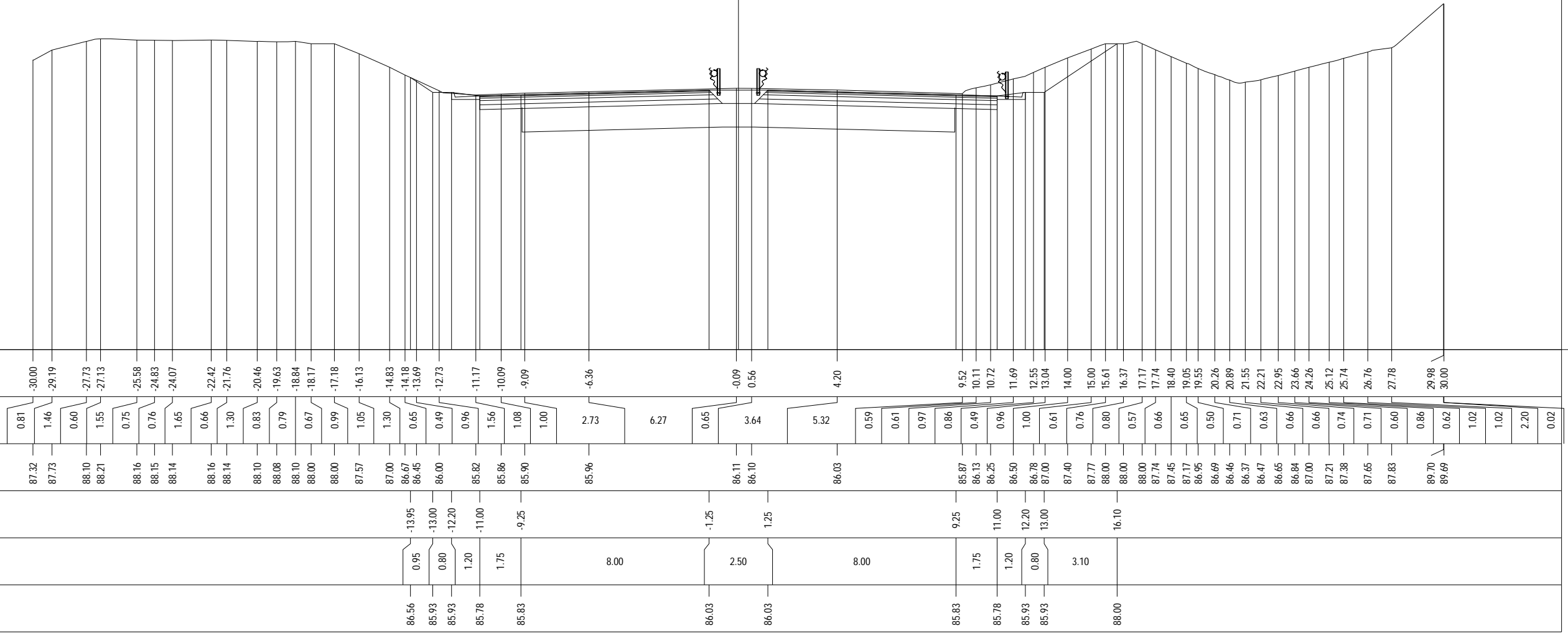
PARZIALI
TERRENO

QUOTE
TERRENO

PROGRESSIVE
PROGETTO

PARZIALI
PROGETTO

QUOTE
PROGETTO



PROFILO SS195
 SEZIONE 24
 PROGRESSIVA 21960.00

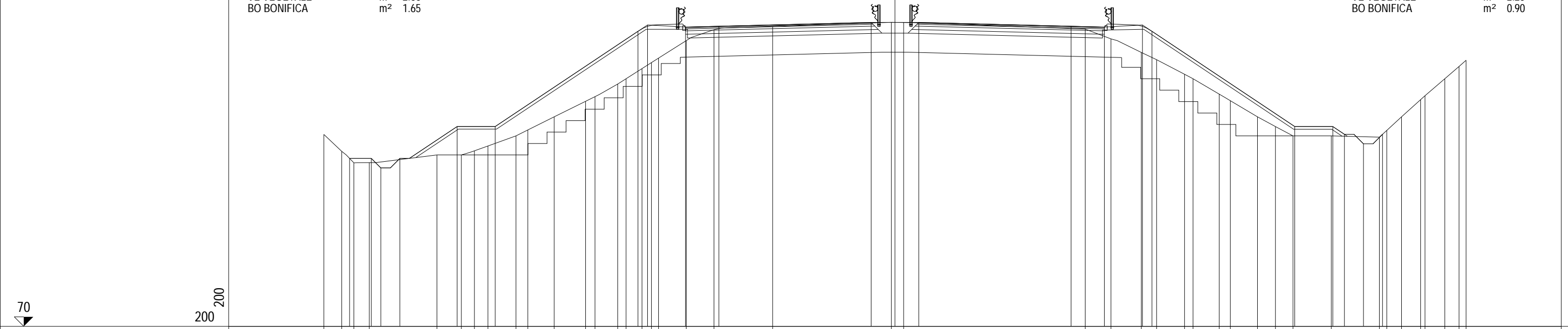
CAREGGIATA SUD

| | | |
|------------------------|----------------|-------|
| DN DEMOLIZIONE NERI | m ² | 1.84 |
| DP DEM. PACCHETTO | m ² | 3.69 |
| SC SCOTICO | m ² | 3.91 |
| SG SCAVO GRADONATURA | m ² | 6.44 |
| SR SCAVO RISANAMENTO | m ² | 9.64 |
| SV SCAVO | m ² | 0.10 |
| TE RIPORTO | m ² | 28.54 |
| TR RIPORTO RISANAMENTO | m ² | 10.39 |
| VE VEGETALE | m ² | 2.66 |
| BO BONIFICA | m ² | 1.65 |

| | | | | | | | | | | |
|-----------|----------|-----------------------------|-------------------------------|--------|----------------|--------|---------------------------|-------------------------|----------|-----------|
| Arginello | Banchina | Corsia marcia dir. Cagliari | Corsia sorpasso dir. Cagliari | Banch. | Spartitraffico | Banch. | Corsia sorpasso dir. Pula | Corsia marcia dir. Pula | Banchina | Arginello |
|-----------|----------|-----------------------------|-------------------------------|--------|----------------|--------|---------------------------|-------------------------|----------|-----------|

CAREGGIATA NORD

| | | |
|------------------------|----------------|-------|
| DN DEMOLIZIONE NERI | m ² | 1.85 |
| DP DEM. PACCHETTO | m ² | 3.68 |
| SC SCOTICO | m ² | 3.21 |
| SG SCAVO GRADONATURA | m ² | 9.32 |
| SR SCAVO RISANAMENTO | m ² | 10.04 |
| SV SCAVO | m ² | 0.11 |
| TE RIPORTO | m ² | 21.46 |
| TR RIPORTO RISANAMENTO | m ² | 10.65 |
| VE VEGETALE | m ² | 2.25 |
| BO BONIFICA | m ² | 0.90 |



| | | | | | | | | | | | | | | | | | | | | | | | | | | | | | | | | | | | | | | | | | | | |
|----------------------|--------|--------|--------|--------|--------|--------|--------|--------|--------|--------|--------|--------|--------|--------|--------|--------|--------|--------|--------|-------|-------|-------|-------|-------|-------|-------|-------|-------|-------|-------|-------|-------|-------|-------|-------|-------|-------|-------|-------|-------|-------|-------|-------|
| PROGRESSIVE TERRENO | -30.00 | -29.06 | -28.42 | -27.61 | -24.06 | -22.78 | -22.09 | -21.38 | -19.91 | -19.29 | -17.90 | -16.25 | -15.76 | -14.56 | -14.13 | -13.29 | -12.79 | -12.42 | -10.97 | -9.51 | -6.43 | -0.19 | 0.45 | 9.99 | 11.35 | 12.94 | 13.74 | 15.21 | 15.66 | 17.03 | 17.62 | 19.04 | 19.99 | 20.91 | 22.92 | 25.45 | 25.83 | 26.61 | 27.61 | 27.84 | 28.88 | 29.63 | 30.00 |
| PARZIALI TERRENO | 0.94 | 0.64 | 0.81 | 3.55 | 1.28 | 0.69 | 0.71 | 1.47 | 0.62 | 1.39 | 1.65 | 0.49 | 1.20 | 0.43 | 0.84 | 0.50 | 0.37 | 1.45 | 1.46 | 3.08 | 6.24 | 0.64 | 9.54 | 1.36 | 1.59 | 0.80 | 1.47 | 0.45 | 1.37 | 0.59 | 1.42 | 0.95 | 0.92 | 2.01 | 2.53 | 0.38 | 0.78 | 1.00 | 0.23 | 1.04 | 0.75 | 0.37 | |
| QUOTE TERRENO | 80.08 | 79.19 | 78.58 | 78.60 | 79.00 | 79.00 | 79.22 | 79.47 | 80.00 | 80.31 | 81.00 | 81.81 | 82.06 | 82.72 | 83.00 | 83.53 | 83.85 | 84.08 | 85.00 | 85.58 | 85.75 | 85.96 | 85.95 | 85.61 | 85.09 | 84.38 | 84.00 | 83.24 | 83.00 | 82.19 | 81.85 | 81.00 | 80.49 | 80.00 | 80.00 | 79.93 | 80.29 | 81.00 | 81.90 | 82.11 | 83.00 | 83.64 | 83.97 |
| PROGRESSIVE PROGETTO | -28.65 | -27.51 | -27.01 | -26.01 | -23.00 | -21.00 | -13.50 | -13.00 | -11.00 | -9.25 | -1.25 | 1.25 | 9.25 | 11.00 | 13.00 | 13.50 | 21.00 | 23.00 | 23.61 | 24.61 | 25.61 | | | | | | | | | | | | | | | | | | | | | | |
| PARZIALI PROGETTO | 1.14 | 0.50 | 1.00 | 3.01 | 2.00 | 7.50 | 0.50 | 2.00 | 1.75 | 8.00 | 2.50 | 8.00 | 1.75 | 2.00 | 0.50 | 7.50 | 2.00 | 0.61 | 1.00 | 1.00 | 2.00 | 2.00 | 1.75 | 2.00 | 0.50 | 7.50 | 2.00 | 0.61 | 1.00 | 1.00 | 2.00 | 2.00 | 23.61 | 24.61 | 25.61 | | | | | | | | |
| QUOTE PROGETTO | 78.82 | 78.82 | 78.32 | 78.82 | 80.49 | 80.49 | 85.49 | 85.82 | 85.71 | 85.76 | 85.96 | 85.96 | 85.76 | 85.71 | 85.82 | 85.49 | 80.49 | 80.49 | 80.08 | 79.58 | 80.08 | | | | | | | | | | | | | | | | | | | | | | |

PROFILO SS195

SEZIONE 28

PROGRESSIVA 22040.00

CAREGGIATA SUD

| | | |
|-------------------------|----------------|-------|
| DN DEMOLIZIONE NERI | m ² | 1.84 |
| DP DEM. PACCHETTO | m ² | 3.68 |
| SC SCOTICO | m ² | 2.21 |
| SG SCAVO GRADONATURA | m ² | 1.21 |
| SR SCAVO RISANAMENTO | m ² | 12.84 |
| TE RIPOORTO | m ² | 3.81 |
| TR RIPOORTO RISANAMENTO | m ² | 12.23 |
| VE VEGETALE | m ² | 0.79 |
| BO BONIFICA | m ² | 0.90 |

| | | | | | | | | | | |
|-----------|----------|-----------------------------|-------------------------------|--------|----------------|--------|---------------------------|-------------------------|----------|-----------|
| Arginello | Banchina | Corsia marcia dir. Cagliari | Corsia sorpasso dir. Cagliari | Banch. | Spartitraffico | Banch. | Corsia sorpasso dir. Pula | Corsia marcia dir. Pula | Banchina | Arginello |
|-----------|----------|-----------------------------|-------------------------------|--------|----------------|--------|---------------------------|-------------------------|----------|-----------|

CAREGGIATA NORD

| | | |
|-------------------------|----------------|-------|
| DN DEMOLIZIONE NERI | m ² | 1.84 |
| DP DEM. PACCHETTO | m ² | 3.68 |
| SC SCOTICO | m ² | 0.56 |
| SR SCAVO RISANAMENTO | m ² | 15.20 |
| TR RIPOORTO RISANAMENTO | m ² | 14.52 |

72

200
200

PROGRESSIVE TERRENO

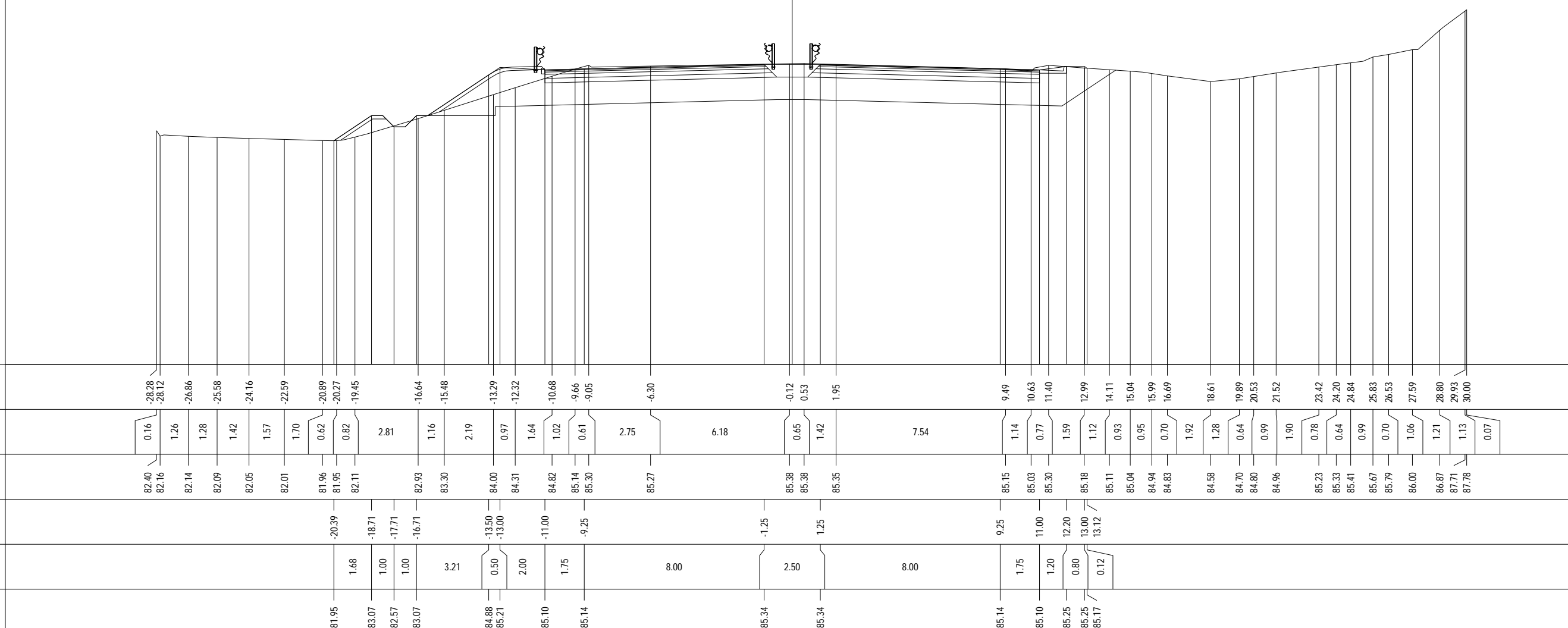
PARZIALI TERRENO

QUOTE TERRENO

PROGRESSIVE PROGETTO

PARZIALI PROGETTO

QUOTE PROGETTO



PROFILO SS195

SEZIONE 29

PROGRESSIVA 22060.00

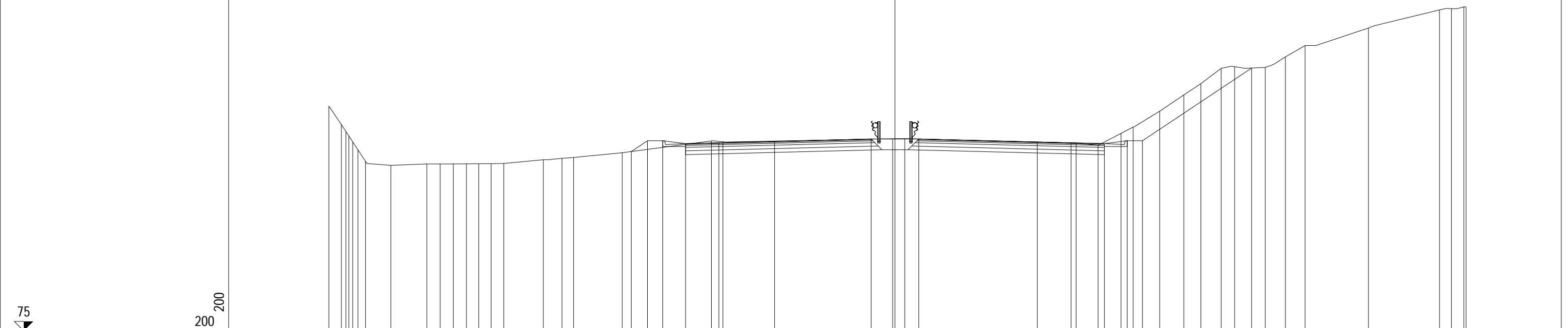
CAREGGIATA SUD

| | | |
|---------------------|----------------|------|
| DN DEMOLIZIONE NERI | m ² | 1.83 |
| DP DEM. PACCHETTO | m ² | 3.68 |
| SC SCOTICO | m ² | 0.93 |
| SV SCAVO | m ² | 0.80 |
| TE RIPORTO | m ² | 0.16 |

| | | | | | | | | | | |
|-----------|----------|-----------------------------|-------------------------------|--------|----------------|--------|---------------------------|-------------------------|----------|-----------|
| Arginello | Banchina | Corsia marcia dir. Cagliari | Corsia sorpasso dir. Cagliari | Banch. | Spartitraffico | Banch. | Corsia sorpasso dir. Pula | Corsia marcia dir. Pula | Banchina | Arginello |
|-----------|----------|-----------------------------|-------------------------------|--------|----------------|--------|---------------------------|-------------------------|----------|-----------|

CAREGGIATA NORD

| | | |
|---------------------|----------------|------|
| DN DEMOLIZIONE NERI | m ² | 1.84 |
| DP DEM. PACCHETTO | m ² | 3.69 |
| SC SCOTICO | m ² | 1.83 |
| SV SCAVO | m ² | 5.02 |
| TE RIPORTO | m ² | 0.24 |



PROGRESSIVE TERRENO

| | | | | | | | | | | | | | | | | | | | | | | | | | | | | | | | | | | | | | | | | | |
|--------|--------|--------|--------|--------|--------|--------|--------|--------|--------|--------|--------|--------|--------|--------|--------|--------|--------|--------|-------|-------|-------|-------|------|------|------|-------|-------|-------|-------|-------|-------|-------|-------|-------|-------|-------|-------|-------|-------|-------|-------|
| -29.73 | -29.08 | -28.84 | -28.69 | -28.48 | -28.21 | -27.81 | -26.48 | -24.59 | -23.89 | -23.20 | -22.51 | -21.86 | -21.21 | -20.55 | -18.47 | -17.49 | -16.88 | -14.33 | -9.64 | -9.04 | -6.33 | -0.12 | 0.51 | 7.48 | 9.52 | 10.67 | 11.88 | 12.51 | 13.91 | 15.17 | 16.07 | 17.13 | 17.84 | 19.45 | 20.51 | 21.54 | 24.87 | 28.60 | 29.23 | 29.88 | 30.00 |
|--------|--------|--------|--------|--------|--------|--------|--------|--------|--------|--------|--------|--------|--------|--------|--------|--------|--------|--------|-------|-------|-------|-------|------|------|------|-------|-------|-------|-------|-------|-------|-------|-------|-------|-------|-------|-------|-------|-------|-------|-------|

PARZIALI TERRENO

| | | | | | | | | | | | | | | | | | | | | | | | | | | | | | | | | | | | | | | | | |
|------|------|------|------|------|------|------|------|------|------|------|------|------|------|------|------|------|------|------|------|------|------|------|------|------|------|------|------|------|------|------|------|------|------|------|------|------|------|------|------|------|
| 0.65 | 0.24 | 0.15 | 0.21 | 0.27 | 0.40 | 1.33 | 1.89 | 0.70 | 0.69 | 0.69 | 0.65 | 0.65 | 0.66 | 2.08 | 0.98 | 0.61 | 2.55 | 4.69 | 0.60 | 2.71 | 6.21 | 0.63 | 6.97 | 2.04 | 1.15 | 1.21 | 0.63 | 1.40 | 1.26 | 0.90 | 1.06 | 0.71 | 1.61 | 1.06 | 1.03 | 3.33 | 3.73 | 0.63 | 0.65 | 0.12 |
|------|------|------|------|------|------|------|------|------|------|------|------|------|------|------|------|------|------|------|------|------|------|------|------|------|------|------|------|------|------|------|------|------|------|------|------|------|------|------|------|------|

QUOTE TERRENO

| | | | | | | | | | | | | | | | | | | | | | | | | | | | | | | | | | | | | | | | | |
|-------|-------|-------|-------|-------|-------|-------|-------|-------|-------|-------|-------|-------|-------|-------|-------|-------|-------|-------|-------|-------|-------|-------|-------|-------|-------|-------|-------|-------|-------|-------|-------|-------|-------|-------|-------|-------|-------|-------|-------|-------|
| 86.82 | 85.85 | 85.48 | 85.25 | 84.94 | 84.52 | 83.91 | 83.70 | 83.78 | 83.78 | 83.78 | 83.78 | 83.79 | 83.80 | 84.00 | 84.07 | 84.12 | 84.37 | 84.99 | 84.95 | 84.98 | 85.10 | 85.11 | 84.93 | 84.87 | 84.76 | 85.38 | 85.72 | 86.55 | 87.41 | 88.00 | 88.80 | 88.89 | 88.85 | 89.41 | 90.00 | 90.92 | 91.88 | 91.95 | 92.04 | 92.03 |
|-------|-------|-------|-------|-------|-------|-------|-------|-------|-------|-------|-------|-------|-------|-------|-------|-------|-------|-------|-------|-------|-------|-------|-------|-------|-------|-------|-------|-------|-------|-------|-------|-------|-------|-------|-------|-------|-------|-------|-------|-------|

PROGRESSIVE PROGETTO

| | | | | | | | | | | | |
|--------|--------|--------|--------|-------|-------|------|------|-------|-------|-------|-------|
| -13.85 | -13.00 | -12.20 | -11.00 | -9.25 | -1.25 | 1.25 | 9.25 | 11.00 | 12.20 | 13.00 | 18.73 |
|--------|--------|--------|--------|-------|-------|------|------|-------|-------|-------|-------|

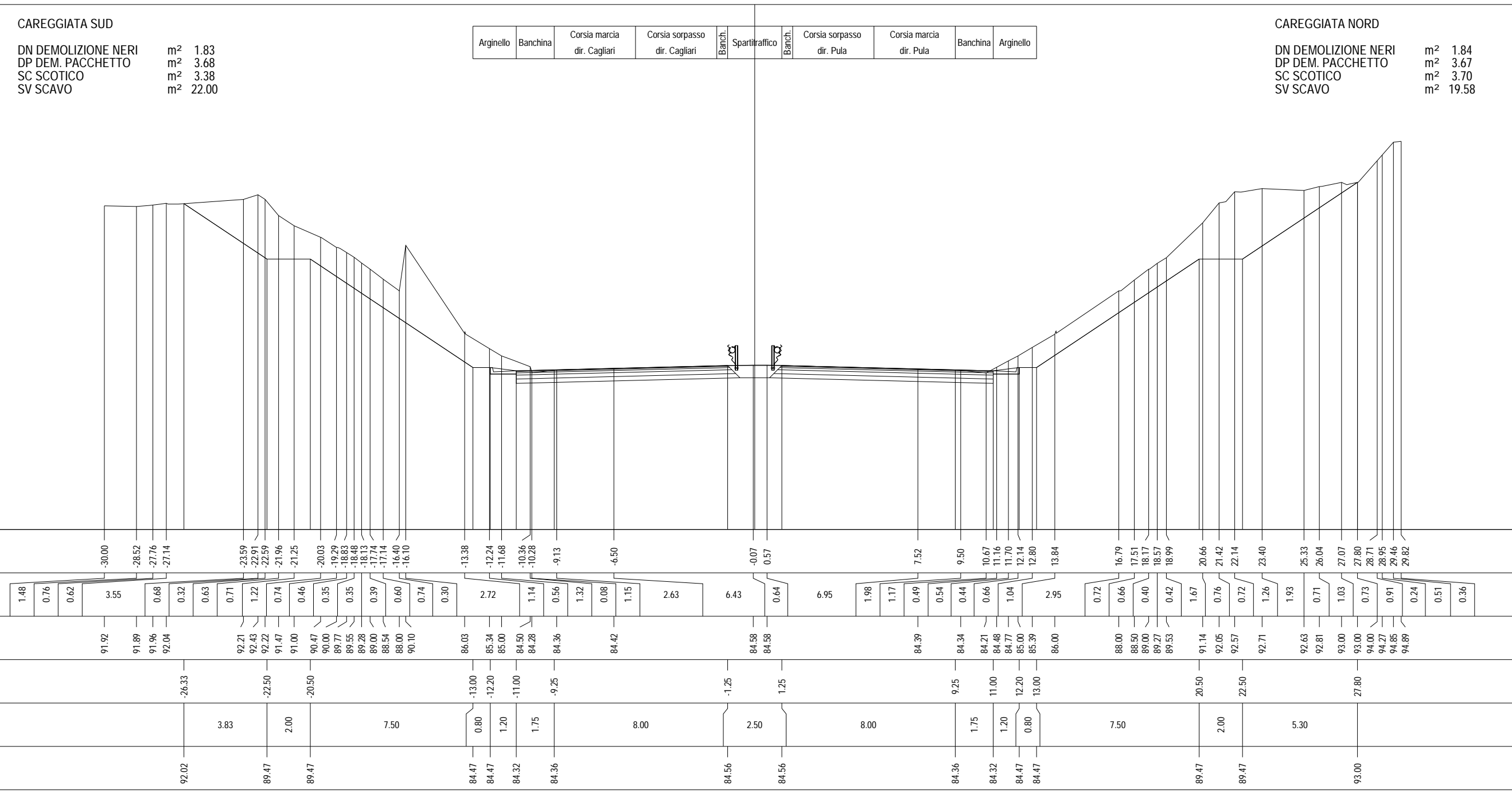
PARZIALI PROGETTO

| | | | | | | | | | | |
|------|------|------|------|------|------|------|------|------|------|------|
| 0.85 | 0.80 | 1.20 | 1.75 | 8.00 | 2.50 | 8.00 | 1.75 | 1.20 | 0.80 | 5.73 |
|------|------|------|------|------|------|------|------|------|------|------|

QUOTE PROGETTO

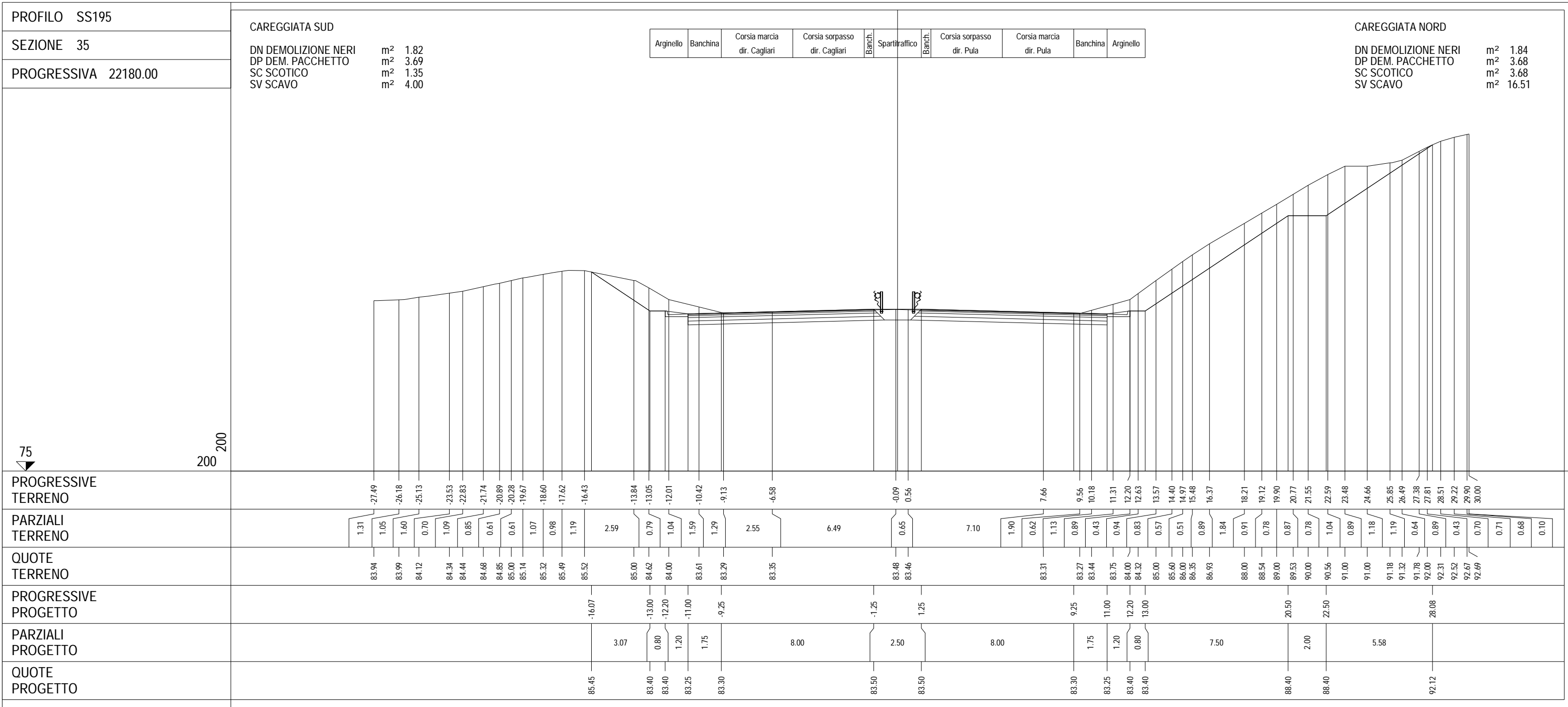
| | | | | | | | | | | | |
|-------|-------|-------|-------|-------|-------|-------|-------|-------|-------|-------|-------|
| 84.43 | 85.00 | 85.00 | 84.85 | 84.89 | 85.09 | 85.09 | 84.89 | 84.85 | 85.00 | 85.00 | 88.82 |
|-------|-------|-------|-------|-------|-------|-------|-------|-------|-------|-------|-------|

PROFILO SS195
 SEZIONE 31
 PROGRESSIVA 22100.00



77

200 200



PROFILO SS195
 SEZIONE 36
 PROGRESSIVA 22200.00

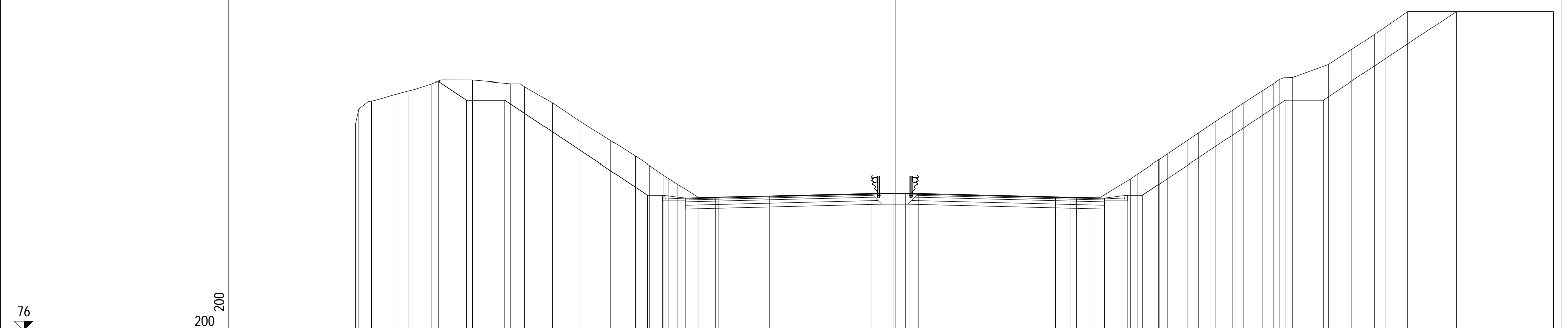
CAREGGIATA SUD

DN DEMOLIZIONE NERI m² 1.84
 DP DEM. PACCHETTO m² 3.69
 SC SCOTICO m² 2.92
 SV SCAVO m² 14.49

| | | | | | | | | | | |
|-----------|----------|-----------------------------|-------------------------------|--------|----------------|--------|---------------------------|-------------------------|----------|-----------|
| Arginello | Banchina | Corsia marcia dir. Cagliari | Corsia sorpasso dir. Cagliari | Banch. | Spartitraffico | Banch. | Corsia sorpasso dir. Pula | Corsia marcia dir. Pula | Banchina | Arginello |
|-----------|----------|-----------------------------|-------------------------------|--------|----------------|--------|---------------------------|-------------------------|----------|-----------|

CAREGGIATA NORD

DN DEMOLIZIONE NERI m² 1.85
 DP DEM. PACCHETTO m² 3.68
 SC SCOTICO m² 4.03
 SV SCAVO m² 20.80



76
 200
 200

| | | | | | | | | | | | | | | | | | | | | | | | | | | | | | | | | | | | | | | | | | | | | | |
|----------------------|-------|-------|-------|-------|-------|-------|--------|--------|--------|-------|-------|-------|-------|-------|--------|--------|--------|-------|-------|-------|-------|-------|-------|-------|-------|-------|-------|-------|-------|-------|-------|-------|-------|-------|-------|-------|-------|-------|-------|-------|-------|-------|-------|-------|-------|
| PROGRESSIVE TERRENO | 28.35 | 28.17 | 27.89 | 27.50 | 26.36 | 25.56 | 24.33 | 22.18 | 20.18 | 19.46 | 18.00 | 16.60 | 14.92 | 13.63 | 12.90 | 12.18 | 11.87 | 11.39 | 10.30 | 9.42 | 6.61 | -0.11 | 0.54 | 8.43 | 9.54 | 10.50 | 12.38 | 12.76 | 13.86 | 14.32 | 15.34 | 15.94 | 16.83 | 17.74 | 18.32 | 19.32 | 19.87 | 20.22 | 20.88 | 22.77 | 24.01 | 25.17 | 25.78 | 26.93 | 34.60 |
| PARZIALI TERRENO | 0.18 | 0.28 | 0.39 | 1.14 | 0.80 | 1.23 | 2.15 | 2.00 | 0.72 | 1.46 | 1.40 | 1.68 | 1.29 | 0.73 | 0.72 | 0.31 | 0.48 | 1.09 | 0.88 | 2.81 | 6.50 | 0.65 | 7.89 | 1.11 | 0.96 | 1.88 | 0.38 | 1.10 | 0.46 | 1.02 | 0.60 | 0.89 | 0.91 | 0.58 | 1.00 | 0.55 | 0.35 | 0.66 | 1.89 | 1.24 | 1.16 | 0.61 | 1.15 | 7.67 | |
| QUOTE TERRENO | 86.86 | 87.67 | 87.89 | 88.09 | 88.40 | 88.62 | 89.00 | 89.18 | 89.00 | 88.85 | 88.00 | 87.05 | 86.00 | 85.19 | 84.70 | 84.20 | 84.00 | 83.70 | 83.00 | 83.02 | 83.09 | 83.21 | 83.20 | 83.03 | 83.00 | 83.00 | 84.00 | 84.26 | 85.00 | 85.31 | 86.00 | 86.40 | 87.00 | 87.61 | 88.00 | 88.65 | 89.00 | 89.22 | 89.31 | 90.00 | 90.81 | 91.58 | 92.00 | 92.80 | 92.80 |
| PROGRESSIVE PROGETTO | | | | | | | -23.99 | -22.50 | -20.50 | | | | | | -13.00 | -12.20 | -11.00 | -9.25 | | | -1.25 | 1.25 | | 9.25 | 11.00 | 12.20 | 13.00 | | | | | | | | | | | 20.50 | 22.50 | | | | 29.50 | | |
| PARZIALI PROGETTO | | | | | | | 1.49 | 2.00 | | | 7.50 | | | | 0.80 | 1.20 | 1.75 | | | 8.00 | | 2.50 | | 8.00 | 1.75 | 1.20 | 0.80 | | | 7.50 | | | | | | | | 2.00 | | | 7.00 | | | | |
| QUOTE PROGETTO | | | | | | | 89.13 | 88.14 | 88.14 | | | | | | 83.14 | 83.14 | 82.99 | 83.03 | | | 83.23 | 83.23 | | 83.03 | 82.99 | 83.14 | 83.14 | | | | | | | | | | | 88.14 | 88.14 | | | | 92.80 | | |

PROFILO SS195
 SEZIONE 37
 PROGRESSIVA 22220.00

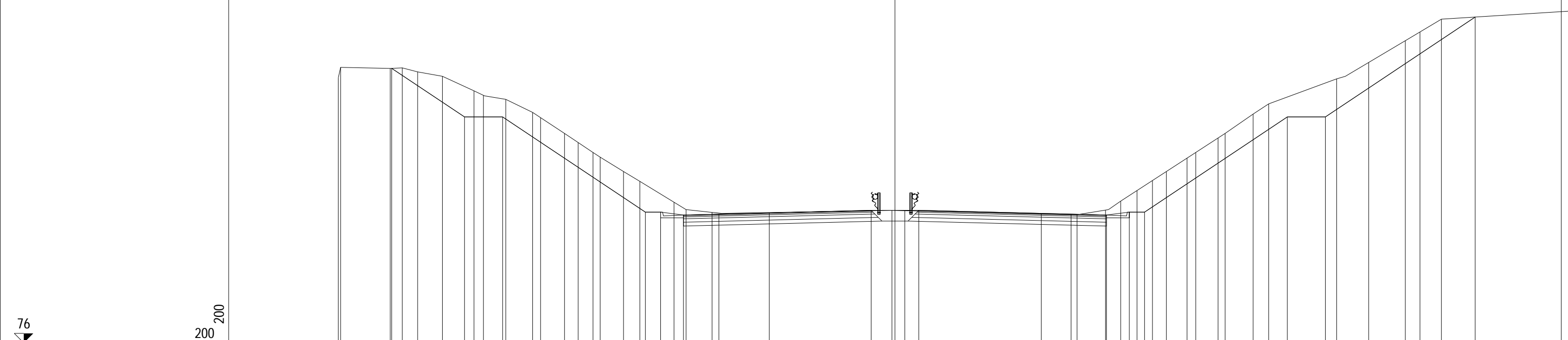
CAREGGIATA SUD

DN DEMOLIZIONE NERI m² 1.84
 DP DEM. PACCHETTO m² 3.68
 SC SCOTICO m² 3.40
 SV SCAVO m² 15.70

| | | | | | | | | | | |
|-----------|----------|-----------------------------|-------------------------------|--------|----------------|--------|---------------------------|-------------------------|----------|-----------|
| Arginello | Banchina | Corsia marcia dir. Cagliari | Corsia sorpasso dir. Cagliari | Banch. | Spartitraffico | Banch. | Corsia sorpasso dir. Pula | Corsia marcia dir. Pula | Banchina | Arginello |
|-----------|----------|-----------------------------|-------------------------------|--------|----------------|--------|---------------------------|-------------------------|----------|-----------|

CAREGGIATA NORD

DN DEMOLIZIONE NERI m² 1.83
 DP DEM. PACCHETTO m² 3.69
 SC SCOTICO m² 4.22
 SV SCAVO m² 20.60



| | | | | | | | | | | | | | | | | | | | | | | | | | | | | | | | | | | | | | | | | | |
|----------------------|--------|--------|--------|--------|--------|--------|--------|--------|--------|--------|--------|--------|--------|--------|--------|--------|--------|--------|--------|-------|-------|-------|-------|-------|-------|-------|-------|-------|-------|-------|-------|-------|-------|-------|-------|-------|-------|-------|-------|-------|-------|
| PROGRESSIVE TERRENO | -29.24 | -29.12 | -26.51 | -25.88 | -25.07 | -23.77 | -22.11 | -21.62 | -20.44 | -19.03 | -18.62 | -17.36 | -16.64 | -15.86 | -15.49 | -14.26 | -13.40 | -11.61 | -10.97 | -9.61 | -6.60 | -0.16 | 0.52 | 7.69 | 9.56 | 11.06 | 11.86 | 12.71 | 13.53 | 14.26 | 15.34 | 15.80 | 16.97 | 17.34 | 18.81 | 19.63 | 23.20 | 24.88 | 26.81 | 27.58 | 28.70 |
| PARZIALI TERRENO | 0.12 | 2.61 | 0.63 | 0.81 | 1.30 | 1.66 | 0.49 | 1.18 | 1.41 | 0.41 | 1.26 | 0.72 | 0.78 | 0.37 | 1.23 | 0.86 | 1.79 | 0.64 | 1.36 | 3.01 | 6.44 | 0.68 | 7.17 | 1.87 | 1.50 | 0.80 | 0.85 | 0.82 | 0.73 | 1.08 | 0.46 | 1.17 | 0.37 | 1.47 | 0.82 | 3.57 | 1.68 | 1.93 | 0.77 | 1.12 | 8.28 |
| QUOTE TERRENO | 89.92 | 90.47 | 90.41 | 90.44 | 90.23 | 90.00 | 89.24 | 89.00 | 88.79 | 88.10 | 87.83 | 87.00 | 86.52 | 86.00 | 85.75 | 85.00 | 84.48 | 83.39 | 83.00 | 82.85 | 82.85 | 82.96 | 82.94 | 82.77 | 82.73 | 82.97 | 83.45 | 84.00 | 84.53 | 85.00 | 85.70 | 86.00 | 86.76 | 87.00 | 88.02 | 88.55 | 89.87 | 90.73 | 91.87 | 92.33 | 93.00 |
| PROGRESSIVE PROGETTO | | | -26.44 | | | -22.61 | | -20.61 | | | | -13.11 | -12.31 | -11.11 | -9.25 | | | | | | -1.25 | 1.25 | | 9.25 | 11.11 | 12.31 | 13.11 | | | | | | 20.61 | 22.61 | | | | | 30.48 | | |
| PARZIALI PROGETTO | | | | 3.83 | | 2.00 | | | | | | 7.50 | | | | 0.80 | 1.20 | 1.86 | | | 8.00 | 2.50 | | 8.00 | 1.86 | 1.20 | 0.80 | | | | 7.50 | | | 2.00 | | | | 7.87 | | | |
| QUOTE PROGETTO | | | 90.42 | | | 87.87 | | 87.87 | | | | 82.87 | 82.87 | 82.72 | 82.76 | | | | | | 82.96 | 82.96 | | 82.76 | 82.72 | 82.87 | 82.87 | | | | | | 87.87 | 87.87 | | | | | 93.11 | | |

PROFILO SS195
 SEZIONE 38
 PROGRESSIVA 22240.00

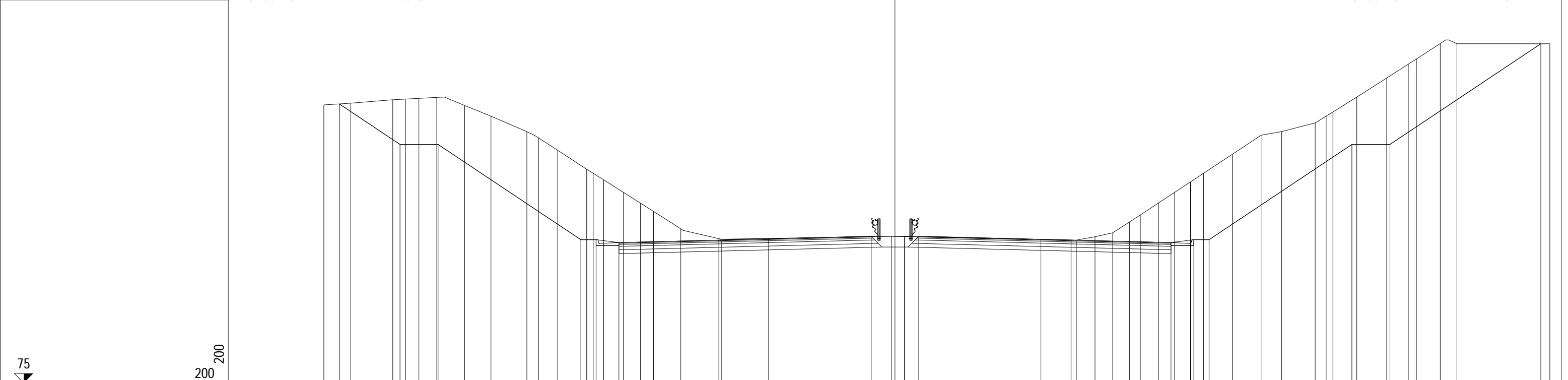
CAREGGIATA SUD

DN DEMOLIZIONE NERI m² 1.84
 DP DEM. PACCHETTO m² 3.67
 SC SCOTICO m² 3.98
 SV SCAVO m² 46.73

| | | | | | | | | | | |
|-----------|----------|-----------------------------|-------------------------------|--------|----------------|--------|---------------------------|-------------------------|----------|-----------|
| Arginello | Banchina | Corsia marcia dir. Cagliari | Corsia sorpasso dir. Cagliari | Banch. | Spartitraffico | Banch. | Corsia sorpasso dir. Pula | Corsia marcia dir. Pula | Banchina | Arginello |
|-----------|----------|-----------------------------|-------------------------------|--------|----------------|--------|---------------------------|-------------------------|----------|-----------|

CAREGGIATA NORD

DN DEMOLIZIONE NERI m² 1.85
 DP DEM. PACCHETTO m² 3.67
 SC SCOTICO m² 4.90
 SV SCAVO m² 57.27



| | | | | | | | | | | | | | | | | | | | | | | | | | | | | | | | | | | | | | | | | | | | | | |
|----------------------|--------|--------|--------|--------|--------|--------|--------|--------|--------|--------|--------|--------|--------|--------|--------|--------|--------|--------|-------|-------|-------|-------|-------|-------|-------|-------|-------|-------|-------|-------|-------|-------|-------|-------|-------|-------|-------|-------|-------|-------|-------|-------|-------|-------|-------|
| PROGRESSIVE TERRENO | -30.00 | -28.58 | -26.38 | -25.71 | -25.01 | -24.07 | -22.60 | -21.22 | -19.34 | -18.72 | -17.72 | -16.19 | -15.85 | -15.30 | -14.26 | -13.36 | -12.68 | -11.25 | -9.12 | -6.64 | -0.17 | 0.49 | 7.67 | 9.53 | 10.51 | 11.44 | 12.32 | 12.89 | 13.84 | 14.69 | 15.52 | 16.21 | 17.72 | 19.23 | 20.31 | 22.07 | 22.65 | 23.00 | 24.26 | 25.83 | 26.96 | 27.39 | 28.64 | 29.52 | 34.40 |
| PARZIALI TERRENO | 1.42 | 2.20 | 0.67 | 0.70 | 0.94 | 1.47 | 1.38 | 1.88 | 0.62 | 1.00 | 1.53 | 0.34 | 0.55 | 1.04 | 0.90 | 0.68 | 1.43 | 2.13 | 2.48 | 6.47 | 0.66 | 7.18 | 1.86 | 0.98 | 0.93 | 0.88 | 0.57 | 0.95 | 0.85 | 0.83 | 0.69 | 1.51 | 1.51 | 1.08 | 1.76 | 0.58 | 0.35 | 1.26 | 1.57 | 1.13 | 0.43 | 1.25 | 0.88 | 4.88 | |
| QUOTE TERRENO | 89.59 | 89.68 | 89.86 | 89.90 | 89.93 | 89.98 | 89.56 | 89.00 | 88.19 | 87.86 | 87.21 | 86.21 | 86.00 | 85.66 | 85.00 | 84.43 | 84.00 | 83.09 | 82.54 | 82.58 | 82.70 | 82.68 | 82.53 | 82.49 | 82.67 | 82.88 | 83.44 | 83.82 | 84.44 | 85.00 | 85.55 | 86.00 | 87.00 | 88.00 | 88.19 | 88.65 | 89.00 | 89.22 | 90.00 | 91.00 | 91.73 | 92.00 | 92.81 | 92.80 | 92.80 |
| PROGRESSIVE PROGETTO | -29.19 | -26.00 | -24.00 | -16.50 | -15.70 | -14.50 | -9.25 | -1.25 | 1.25 | 9.25 | 14.50 | 15.70 | 16.50 | 24.00 | 26.00 | 33.93 | | | | | | | | | | | | | | | | | | | | | | | | | | | | | |
| PARZIALI PROGETTO | 3.19 | 2.00 | 7.50 | 0.80 | 1.20 | 5.25 | 8.00 | 2.50 | 8.00 | 5.25 | 1.20 | 0.80 | 7.50 | 2.00 | 7.93 | | | | | | | | | | | | | | | | | | | | | | | | | | | | | | |
| QUOTE PROGETTO | 89.64 | 87.52 | 87.52 | 82.52 | 82.52 | 82.37 | 82.50 | 82.70 | 82.70 | 82.50 | 82.37 | 82.52 | 82.52 | 87.52 | 87.52 | 92.80 | | | | | | | | | | | | | | | | | | | | | | | | | | | | | |

PROFILO SS195
 SEZIONE 39
 PROGRESSIVA 22260.00

CAREGGIATA SUD

DN DEMOLIZIONE NERI m² 1.83
 DP DEM. PACCHETTO m² 3.69
 SC SCOTICO m² 2.76
 SV SCAVO m² 28.88

| | | | | | | | | | | |
|-----------|----------|-----------------------------|-------------------------------|--------|----------------|--------|---------------------------|-------------------------|----------|-----------|
| Arginello | Banchina | Corsia marcia dir. Cagliari | Corsia sorpasso dir. Cagliari | Banch. | Spartitraffico | Banch. | Corsia sorpasso dir. Pula | Corsia marcia dir. Pula | Banchina | Arginello |
|-----------|----------|-----------------------------|-------------------------------|--------|----------------|--------|---------------------------|-------------------------|----------|-----------|

CAREGGIATA NORD

DN DEMOLIZIONE NERI m² 1.84
 DP DEM. PACCHETTO m² 3.68
 SC SCOTICO m² 3.93
 SV SCAVO m² 42.79

74
 200 200

| | | | | | | | | | | | | | | | | | | | | | | | | | | | | | | | | | | | | | | | | | | | | | | | | | | | | |
|----------------------|--------|--------|--------|--------|--------|--------|--------|--------|--------|--------|--------|--------|--------|--------|--------|--------|--------|--------|--------|--------|--------|-------|-------|-------|-------|-------|-------|-------|-------|-------|-------|-------|-------|-------|-------|-------|-------|-------|-------|-------|-------|-------|-------|-------|-------|-------|-------|-------|-------|-------|-------|-------|
| PROGRESSIVE TERRENO | -30.00 | -25.91 | -24.98 | -24.06 | -23.06 | -22.40 | -21.69 | -20.46 | -19.27 | -18.65 | -17.96 | -16.93 | -16.19 | -14.57 | -14.16 | -13.33 | -13.01 | -12.53 | -12.20 | -11.63 | -10.60 | -9.15 | -6.68 | -0.18 | 0.47 | 7.69 | 9.54 | 10.47 | 11.50 | 12.03 | 12.75 | 13.44 | 14.11 | 15.01 | 15.38 | 16.65 | 17.22 | 18.27 | 19.06 | 19.97 | 20.90 | 22.15 | 22.71 | 23.37 | 24.48 | 25.09 | 26.21 | 27.17 | 28.24 | 28.81 | 29.39 | 29.65 |
| PARZIALI TERRENO | 4.09 | 0.93 | 0.92 | 1.00 | 0.66 | 0.71 | 1.23 | 1.19 | 0.62 | 0.69 | 1.03 | 0.74 | 1.62 | 0.41 | 0.83 | 0.32 | 0.48 | 0.33 | 0.57 | 1.03 | 1.45 | 2.47 | 6.50 | 0.65 | 7.22 | 1.85 | 0.93 | 1.03 | 0.53 | 0.72 | 0.69 | 0.67 | 0.90 | 0.37 | 1.27 | 0.57 | 1.05 | 0.79 | 0.91 | 0.93 | 1.25 | 0.56 | 0.66 | 1.11 | 0.61 | 1.12 | 0.96 | 1.07 | 0.57 | 0.58 | 0.26 | |
| QUOTE TERRENO | 85.89 | 86.26 | 86.35 | 86.45 | 86.52 | 86.57 | 86.63 | 86.73 | 86.88 | 86.97 | 87.00 | 86.49 | 86.00 | 85.00 | 84.74 | 84.22 | 84.00 | 83.65 | 83.40 | 83.00 | 82.70 | 82.26 | 82.31 | 82.43 | 82.42 | 82.26 | 82.23 | 82.48 | 82.94 | 83.21 | 83.60 | 83.96 | 84.32 | 84.80 | 85.00 | 85.69 | 86.00 | 86.57 | 87.00 | 87.50 | 88.00 | 88.70 | 89.00 | 89.36 | 90.00 | 90.00 | 90.00 | 90.00 | 90.09 | 89.43 | 88.84 | 88.55 |
| PROGRESSIVE PROGETTO | | | | | -22.93 | | | | | | | -16.50 | -15.70 | -14.50 | | | | | | | -9.25 | | | -1.25 | 1.25 | | 9.25 | | | | | 14.50 | 15.70 | 16.50 | | | | | | | | 24.00 | 26.00 | | | 29.01 | | | | | | |
| PARZIALI PROGETTO | | | | | | | 6.43 | | | | 0.80 | 1.20 | | | | | | | | | 8.00 | | | 2.50 | | 8.00 | | | | | | | 1.20 | 0.80 | | | | | | | | 7.50 | | | 2.00 | 3.01 | | | | | | |
| QUOTE PROGETTO | | | | | 86.53 | | | | | | | 82.25 | 82.25 | 82.10 | | | | | | | 82.23 | | | 82.43 | 82.43 | | 82.23 | | | | | 82.10 | 82.25 | 82.25 | | | | | | | | | | 87.25 | 87.25 | | | 89.25 | | | | |

PROFILO SS195
 SEZIONE 42
 PROGRESSIVA 22320.00

CAREGGIATA SUD

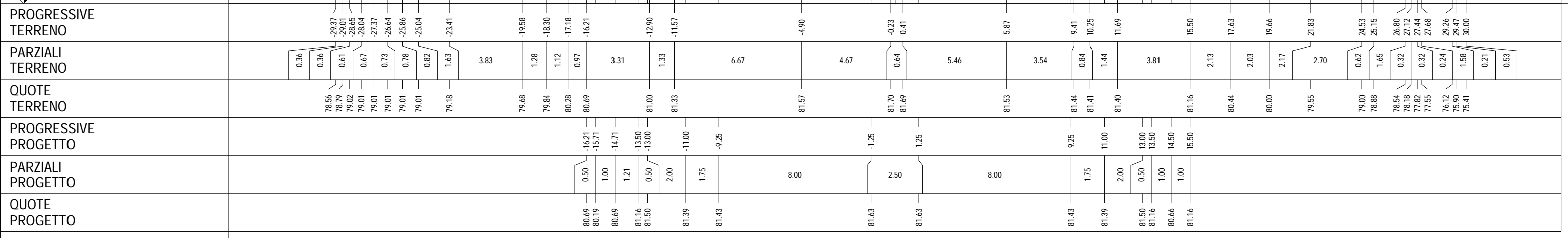
| | | |
|------------------------|----------------|-------|
| DN DEMOLIZIONE NERI | m ² | 1.85 |
| DP DEM. PACCHETTO | m ² | 3.68 |
| SC SCOTICO | m ² | 1.40 |
| SR SCAVO RISANAMENTO | m ² | 14.44 |
| SV SCAVO | m ² | 0.34 |
| TR RIPORTO RISANAMENTO | m ² | 13.94 |
| VE VEGETALE | m ² | 0.52 |

| | | | | | | | | | | |
|-----------|----------|-----------------------------|-------------------------------|--------|----------------|--------|---------------------------|-------------------------|----------|-----------|
| Arginello | Banchina | Corsia marcia dir. Cagliari | Corsia sorpasso dir. Cagliari | Banch. | Spartitraffico | Banch. | Corsia sorpasso dir. Pula | Corsia marcia dir. Pula | Banchina | Arginello |
|-----------|----------|-----------------------------|-------------------------------|--------|----------------|--------|---------------------------|-------------------------|----------|-----------|

CAREGGIATA NORD

| | | |
|------------------------|----------------|-------|
| DN DEMOLIZIONE NERI | m ² | 1.84 |
| DP DEM. PACCHETTO | m ² | 3.68 |
| SC SCOTICO | m ² | 1.20 |
| SR SCAVO RISANAMENTO | m ² | 14.14 |
| SV SCAVO | m ² | 0.31 |
| TR RIPORTO RISANAMENTO | m ² | 13.70 |
| VE VEGETALE | m ² | 0.52 |

66
 200 200



PROFILO SS195
 SEZIONE 43
 PROGRESSIVA 22340.00

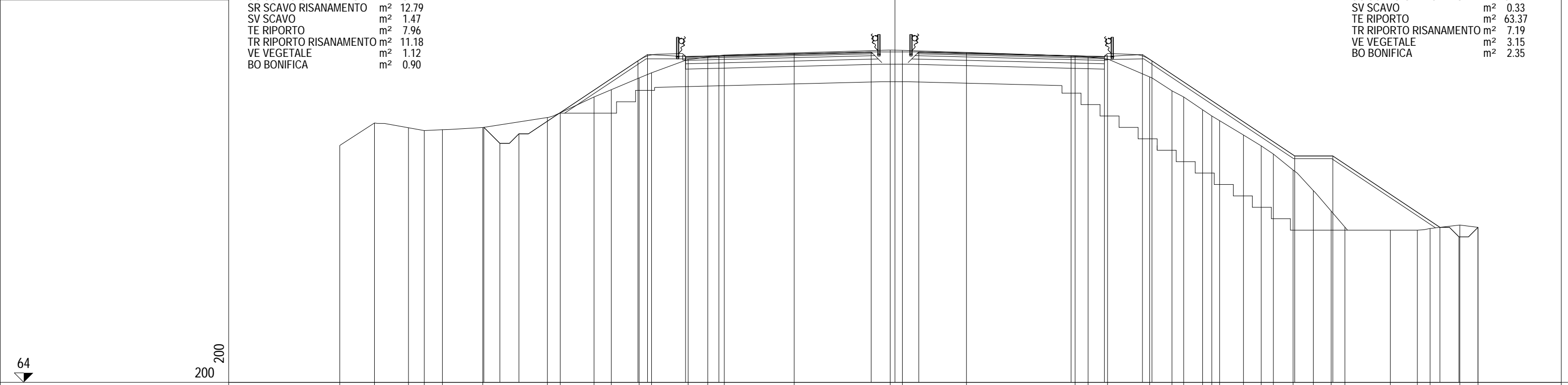
CAREGGIATA SUD

| | | |
|------------------------|----------------|-------|
| DN DEMOLIZIONE NERI | m ² | 1.84 |
| DP DEM. PACCHETTO | m ² | 3.70 |
| SC SCOTICO | m ² | 2.46 |
| SG SCAVO GRADONATURA | m ² | 3.22 |
| SR SCAVO RISANAMENTO | m ² | 12.79 |
| SV SCAVO | m ² | 1.47 |
| TE RIPORTO | m ² | 7.96 |
| TR RIPORTO RISANAMENTO | m ² | 11.18 |
| VE VEGETALE | m ² | 1.12 |
| BO BONIFICA | m ² | 0.90 |

| | | | | | | | | | | |
|-----------|----------|-----------------------------|-------------------------------|--------|----------------|--------|---------------------------|-------------------------|----------|-----------|
| Arginello | Banchina | Corsia marcia dir. Cagliari | Corsia sorpasso dir. Cagliari | Banch. | Spartitraffico | Banch. | Corsia sorpasso dir. Pula | Corsia marcia dir. Pula | Banchina | Arginello |
|-----------|----------|-----------------------------|-------------------------------|--------|----------------|--------|---------------------------|-------------------------|----------|-----------|

CAREGGIATA NORD

| | | |
|------------------------|----------------|-------|
| DN DEMOLIZIONE NERI | m ² | 1.84 |
| DP DEM. PACCHETTO | m ² | 3.68 |
| SC SCOTICO | m ² | 4.24 |
| SG SCAVO GRADONATURA | m ² | 39.42 |
| SV SCAVO | m ² | 0.33 |
| TE RIPORTO | m ² | 63.37 |
| TR RIPORTO RISANAMENTO | m ² | 7.19 |
| VE VEGETALE | m ² | 3.15 |
| BO BONIFICA | m ² | 2.35 |



| | | | | | | | | | | | | | | | | | | | | | | | | | | | | | | | | | | | | | | | | | |
|----------------------|--------|--------|--------|--------|--------|--------|--------|--------|--------|--------|--------|--------|--------|-------|-------|-------|-------|-------|-------|-------|-------|-------|-------|-------|-------|-------|-------|-------|-------|-------|-------|-------|-------|-------|-------|-------|-------|-------|-------|-------|-------|
| PROGRESSIVE TERRENO | -29.16 | -27.34 | -25.55 | -24.73 | -23.77 | -21.65 | -18.26 | -17.58 | -15.81 | -14.90 | -13.44 | -12.79 | -10.86 | -9.83 | -8.97 | -5.29 | -0.25 | 0.39 | 3.76 | 9.46 | 10.14 | 11.17 | 13.38 | 14.55 | 15.16 | 16.16 | 16.64 | 17.05 | 18.31 | 19.24 | 19.88 | 20.91 | 21.98 | 22.91 | 23.63 | 26.02 | 27.44 | 28.11 | 29.67 | 30.63 | |
| PARZIALI TERRENO | 1.82 | 1.79 | 0.82 | 0.96 | 2.12 | 3.39 | 0.68 | 1.77 | 0.91 | 1.46 | 0.65 | 1.93 | 1.03 | 0.86 | 3.68 | 5.04 | 0.64 | 3.37 | 5.70 | 0.68 | 1.03 | 2.21 | 1.17 | 0.61 | 1.00 | 0.48 | 0.41 | 1.26 | 0.93 | 0.64 | 1.03 | 1.07 | 0.93 | 0.72 | 2.39 | 1.42 | 0.67 | 1.56 | 0.96 | | |
| QUOTE TERRENO | 76.45 | 77.63 | 77.38 | 77.23 | 77.28 | 77.39 | 77.92 | 78.17 | 79.00 | 79.38 | 80.00 | 80.27 | 80.97 | 81.09 | 81.20 | 81.31 | 81.47 | 81.45 | 81.34 | 81.16 | 81.09 | 81.00 | 80.05 | 79.32 | 79.00 | 78.33 | 78.00 | 77.75 | 77.00 | 76.43 | 76.00 | 75.16 | 74.08 | 73.00 | 72.16 | 72.00 | 72.00 | 72.09 | 72.27 | 72.15 | |
| PROGRESSIVE PROGETTO | | | | | | -21.59 | -20.75 | -19.75 | | | -13.50 | -13.00 | -11.00 | -9.25 | | -1.25 | 1.25 | | 9.25 | 11.00 | 13.00 | 13.50 | | | | | | | 21.00 | 23.00 | | | | | | | | | 28.63 | 29.63 | 30.63 |
| PARZIALI PROGETTO | | | | | | 0.84 | 1.00 | | 6.25 | | 0.50 | 2.00 | 1.75 | | 8.00 | | 2.50 | | 8.00 | 1.75 | 2.00 | 0.50 | | | | | 7.50 | | 2.00 | | | | | | 5.63 | | 1.00 | 1.00 | | | |
| QUOTE PROGETTO | | | | | | 77.40 | 76.56 | 77.06 | | | 80.90 | 81.23 | 81.12 | 81.17 | | 81.37 | 81.37 | | 81.17 | 81.12 | 81.23 | 80.90 | | | | | | | 75.90 | 75.90 | | | | | | | | | 72.15 | 71.65 | 72.15 |

PROFILO SS195
 SEZIONE 44
 PROGRESSIVA 22360.00

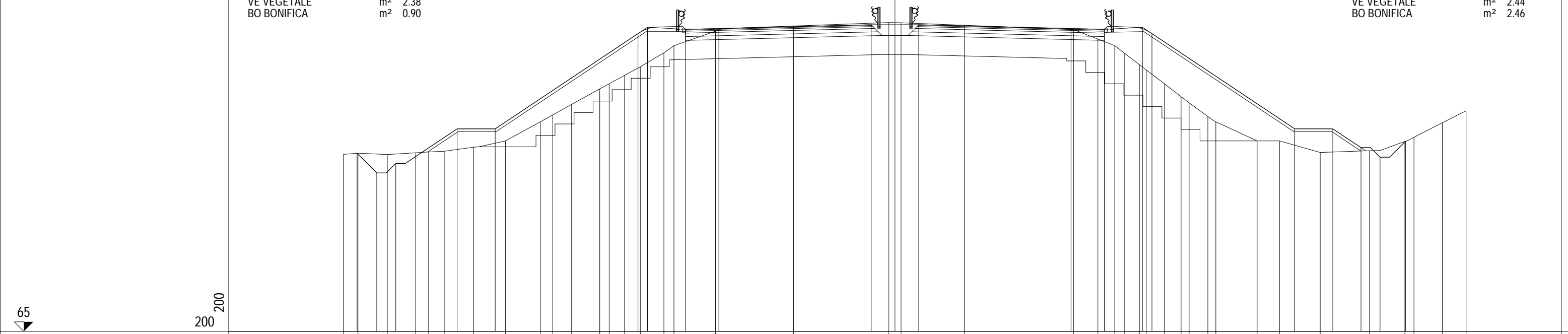
CAREGGIATA SUD

| | | |
|------------------------|----------------|-------|
| DN DEMOLIZIONE NERI | m ² | 1.84 |
| DP DEM. PACCHETTO | m ² | 3.66 |
| SC SCOTICO | m ² | 3.76 |
| SG SCAVO GRADONATURA | m ² | 4.96 |
| SR SCAVO RISANAMENTO | m ² | 11.21 |
| SV SCAVO | m ² | 1.22 |
| TE RIPORTO | m ² | 22.18 |
| TR RIPORTO RISANAMENTO | m ² | 10.89 |
| VE VEGETALE | m ² | 2.38 |
| BO BONIFICA | m ² | 0.90 |

| | | | | | | | | | | |
|-----------|----------|-----------------------------|-------------------------------|--------|----------------|--------|---------------------------|-------------------------|----------|-----------|
| Arginello | Banchina | Corsia marcia dir. Cagliari | Corsia sorpasso dir. Cagliari | Banch. | Spartitraffico | Banch. | Corsia sorpasso dir. Pula | Corsia marcia dir. Pula | Banchina | Arginello |
|-----------|----------|-----------------------------|-------------------------------|--------|----------------|--------|---------------------------|-------------------------|----------|-----------|

CAREGGIATA NORD

| | | |
|------------------------|----------------|-------|
| DN DEMOLIZIONE NERI | m ² | 1.85 |
| DP DEM. PACCHETTO | m ² | 3.68 |
| SC SCOTICO | m ² | 3.46 |
| SG SCAVO GRADONATURA | m ² | 12.36 |
| SR SCAVO RISANAMENTO | m ² | 8.48 |
| SV SCAVO | m ² | 0.21 |
| TE RIPORTO | m ² | 37.12 |
| TR RIPORTO RISANAMENTO | m ² | 8.54 |
| VE VEGETALE | m ² | 2.44 |
| BO BONIFICA | m ² | 2.46 |



| | | | | | | | | | | | | | | | | | | | | | | | | | | | | | | | | | | | | | | | | | |
|----------------------|--------|--------|--------|--------|--------|--------|--------|--------|--------|--------|--------|--------|--------|--------|--------|--------|--------|-------|-------|-------|-------|-------|-------|-------|-------|-------|-------|-------|-------|-------|-------|-------|-------|-------|-------|-------|-------|-------|-------|-------|-------|
| PROGRESSIVE TERRENO | -28.97 | -28.21 | -26.67 | -25.18 | -24.50 | -23.68 | -22.14 | -20.46 | -18.63 | -17.97 | -16.99 | -15.51 | -15.01 | -14.20 | -13.38 | -12.14 | -11.61 | -9.43 | -5.33 | -0.32 | 0.32 | 3.65 | 9.38 | 10.66 | 11.54 | 12.07 | 12.84 | 13.20 | 14.16 | 15.03 | 15.45 | 16.44 | 16.86 | 19.02 | 20.20 | 22.34 | 24.92 | 26.78 | 27.26 | 28.75 | 30.00 |
| PARZIALI TERRENO | 0.76 | 1.54 | 1.49 | 0.68 | 0.82 | 1.54 | 1.68 | 1.83 | 0.66 | 0.98 | 1.48 | 0.50 | 0.81 | 0.82 | 1.24 | 0.53 | 2.18 | 4.10 | 5.01 | 0.64 | 3.33 | 5.73 | 1.28 | 0.88 | 0.53 | 0.77 | 0.36 | 0.96 | 0.87 | 0.42 | 0.99 | 0.42 | 2.16 | 1.18 | 2.14 | 2.58 | 1.86 | 0.48 | 1.49 | 1.25 | |
| QUOTE TERRENO | 74.30 | 74.36 | 74.28 | 74.38 | 74.42 | 74.46 | 74.67 | 75.00 | 76.00 | 76.36 | 76.92 | 77.73 | 78.00 | 78.44 | 78.89 | 79.62 | 80.00 | 80.76 | 81.03 | 81.21 | 81.20 | 81.07 | 80.84 | 80.35 | 80.00 | 79.59 | 79.00 | 78.73 | 78.00 | 77.32 | 77.00 | 76.28 | 76.00 | 75.00 | 75.00 | 74.39 | 74.49 | 74.97 | 75.19 | 75.95 | 76.58 |
| PROGRESSIVE PROGETTO | -28.25 | -27.22 | -26.22 | -23.00 | -21.00 | -13.50 | -13.00 | -11.00 | -9.25 | -1.25 | 1.25 | 9.25 | 11.00 | 13.00 | 13.50 | 21.00 | 23.00 | 24.48 | 25.48 | 26.81 | | | | | | | | | | | | | | | | | | | | | |
| PARZIALI PROGETTO | 1.03 | 1.00 | 3.22 | 2.00 | 7.50 | 0.50 | 2.00 | 1.75 | 8.00 | 2.50 | 8.00 | 1.75 | 2.00 | 0.50 | 7.50 | 2.00 | 1.48 | 1.00 | 1.33 | | | | | | | | | | | | | | | | | | | | | | |
| QUOTE PROGETTO | 74.35 | 73.32 | 73.82 | 75.63 | 75.63 | 80.63 | 80.97 | 80.86 | 80.90 | 81.10 | 81.10 | 80.90 | 80.86 | 80.96 | 80.63 | 75.63 | 75.63 | 74.65 | 74.15 | 74.98 | | | | | | | | | | | | | | | | | | | | | |

PROFILO SS195
 SEZIONE 45
 PROGRESSIVA 22380.00

CAREGGIATA SUD

| | | |
|------------------------|----------------|-------|
| DN DEMOLIZIONE NERI | m ² | 1.84 |
| DP DEM. PACCHETTO | m ² | 3.67 |
| SC SCOTICO | m ² | 3.92 |
| SG SCAVO GRADONATURA | m ² | 14.10 |
| SR SCAVO RISANAMENTO | m ² | 10.18 |
| TE RIPORTO | m ² | 36.82 |
| TR RIPORTO RISANAMENTO | m ² | 9.94 |
| VE VEGETALE | m ² | 2.60 |
| BO BONIFICA | m ² | 0.90 |

| | | | | | | | | | | |
|-----------|----------|-----------------------------|-------------------------------|--------|----------------|--------|---------------------------|-------------------------|----------|-----------|
| Arginello | Banchina | Corsia marcia dir. Cagliari | Corsia sorpasso dir. Cagliari | Banch. | Spartitraffico | Banch. | Corsia sorpasso dir. Pula | Corsia marcia dir. Pula | Banchina | Arginello |
|-----------|----------|-----------------------------|-------------------------------|--------|----------------|--------|---------------------------|-------------------------|----------|-----------|

CAREGGIATA NORD

| | | |
|------------------------|----------------|-------|
| DN DEMOLIZIONE NERI | m ² | 1.84 |
| DP DEM. PACCHETTO | m ² | 3.67 |
| SC SCOTICO | m ² | 3.24 |
| SG SCAVO GRADONATURA | m ² | 6.86 |
| SR SCAVO RISANAMENTO | m ² | 12.62 |
| SV SCAVO | m ² | 4.35 |
| TE RIPORTO | m ² | 12.99 |
| TR RIPORTO RISANAMENTO | m ² | 11.75 |
| VE VEGETALE | m ² | 1.72 |
| BO BONIFICA | m ² | 0.90 |

64
 200
 200

| | | | | | | | | | | | | | | | | | | | | | | | | | | | | | | | | | | |
|----------------------|--------|--------|--------|--------|--------|--------|--------|--------|--------|--------|--------|--------|--------|--------|-------|-------|-------|-------|-------|-------|-------|-------|-------|-------|-------|-------|-------|-------|-------|-------|-------|-------|-------|-------|
| PROGRESSIVE TERRENO | -28.16 | -26.49 | -24.85 | -21.59 | -20.13 | -19.04 | -18.58 | -17.39 | -17.03 | -16.02 | -15.25 | -13.37 | -12.70 | -11.53 | -9.53 | -5.35 | -0.40 | 0.24 | 8.14 | 9.24 | 11.96 | 13.56 | 15.44 | 15.88 | 17.78 | 18.93 | 19.61 | 21.83 | 23.19 | 24.51 | 27.08 | 28.95 | 29.76 | 30.00 |
| PARZIALI TERRENO | | 1.67 | 1.64 | 3.26 | 1.46 | 1.09 | 0.46 | 1.19 | 0.36 | 1.01 | 0.77 | 1.88 | 0.67 | 1.17 | 2.00 | 4.18 | 4.95 | 0.64 | 7.90 | 1.10 | 2.72 | 1.60 | 1.88 | 0.44 | 1.90 | 1.15 | 0.68 | 2.22 | 1.36 | 1.32 | 2.57 | 1.87 | 0.81 | 0.24 |
| QUOTE TERRENO | 73.26 | 73.24 | 73.34 | 74.01 | 75.00 | 75.71 | 76.00 | 76.76 | 77.00 | 77.55 | 77.97 | 79.00 | 79.36 | 80.00 | 80.52 | 80.77 | 80.96 | 80.95 | 80.72 | 80.68 | 80.00 | 79.19 | 78.23 | 78.00 | 77.39 | 77.00 | 77.00 | 77.00 | 77.42 | 78.00 | 78.87 | 79.48 | 79.66 | 79.69 |
| PROGRESSIVE PROGETTO | -28.16 | -27.66 | -26.66 | -23.00 | -21.00 | | | | | | | -13.50 | -13.00 | -11.00 | -9.25 | | -1.25 | 1.25 | 9.25 | 11.00 | | 13.00 | 13.50 | | | | 20.38 | 21.38 | | 24.65 | | | | |
| PARZIALI PROGETTO | 0.50 | 1.00 | 3.66 | 2.00 | | | | 7.50 | | | | 0.50 | 2.00 | 1.75 | 8.00 | | 2.50 | 8.00 | 1.75 | 2.00 | 0.50 | | 6.88 | | 1.00 | 3.27 | | | | | | | | |
| QUOTE PROGETTO | 73.26 | 72.76 | 73.26 | 75.37 | 75.37 | | | | | | | 80.37 | 80.70 | 80.59 | 80.64 | | 80.84 | 80.84 | 80.64 | 80.59 | 80.70 | 80.37 | | | | 75.78 | 75.28 | | 76.05 | | | | | |

PROFILO SS195
 SEZIONE 47
 PROGRESSIVA 22420.00

CAREGGIATA SUD

| | | |
|------------------------|----------------|-------|
| DN DEMOLIZIONE NERI | m ² | 1.85 |
| DP DEM. PACCHETTO | m ² | 3.67 |
| SC SCOTICO | m ² | 1.48 |
| SR SCAVO RISANAMENTO | m ² | 16.71 |
| SV SCAVO | m ² | 4.06 |
| TR RIPORTO RISANAMENTO | m ² | 15.13 |
| VE VEGETALE | m ² | 0.45 |

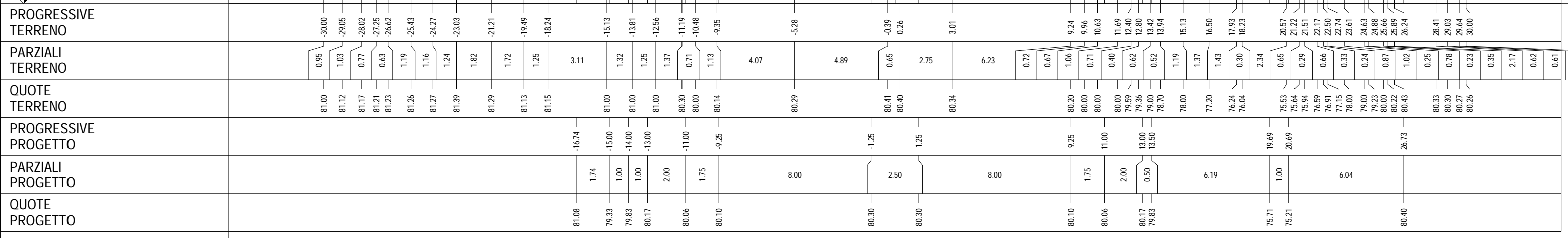
| | | | | | | | | | | |
|-----------|----------|-----------------------------|-------------------------------|--------|----------------|--------|---------------------------|-------------------------|----------|-----------|
| Arginello | Banchina | Corsia marcia dir. Cagliari | Corsia sorpasso dir. Cagliari | Banch. | Spartitraffico | Banch. | Corsia sorpasso dir. Pula | Corsia marcia dir. Pula | Banchina | Arginello |
|-----------|----------|-----------------------------|-------------------------------|--------|----------------|--------|---------------------------|-------------------------|----------|-----------|

CAREGGIATA NORD

| | | |
|------------------------|----------------|-------|
| DN DEMOLIZIONE NERI | m ² | 1.85 |
| DP DEM. PACCHETTO | m ² | 3.67 |
| SC SCOTICO | m ² | 3.49 |
| SG SCAVO GRADONATURA | m ² | 5.73 |
| SR SCAVO RISANAMENTO | m ² | 12.91 |
| SV SCAVO | m ² | 1.71 |
| TE RIPORTO | m ² | 10.79 |
| TR RIPORTO RISANAMENTO | m ² | 11.78 |
| VE VEGETALE | m ² | 1.60 |
| BO BONIFICA | m ² | 0.90 |

66

200 200



0.36

PROFILO SS195
 SEZIONE 51
 PROGRESSIVA 22500.00

CAREGGIATA SUD

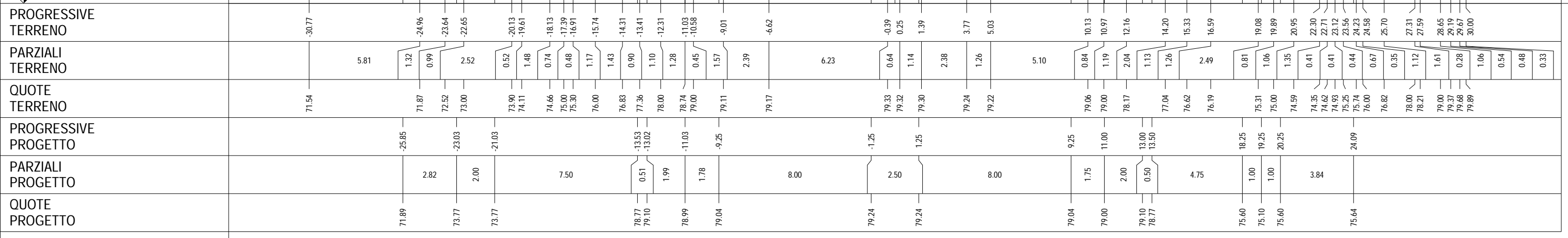
| | | |
|------------------------|----------------|-------|
| DN DEMOLIZIONE NERI | m ² | 1.83 |
| DP DEM. PACCHETTO | m ² | 3.69 |
| SC SCOTICO | m ² | 3.33 |
| SG SCAVO GRADONATURA | m ² | 9.98 |
| SR SCAVO RISANAMENTO | m ² | 12.12 |
| TE RIPORTO | m ² | 24.59 |
| TR RIPORTO RISANAMENTO | m ² | 11.37 |
| VE VEGETALE | m ² | 2.63 |
| BO BONIFICA | m ² | 1.50 |

| | | | | | | | | | | |
|-----------|----------|-----------------------------|-------------------------------|--------|----------------|--------|---------------------------|-------------------------|----------|-----------|
| Arginello | Banchina | Corsia marcia dir. Cagliari | Corsia sorpasso dir. Cagliari | Banch. | Spartitraffico | Banch. | Corsia sorpasso dir. Pula | Corsia marcia dir. Pula | Banchina | Arginello |
|-----------|----------|-----------------------------|-------------------------------|--------|----------------|--------|---------------------------|-------------------------|----------|-----------|

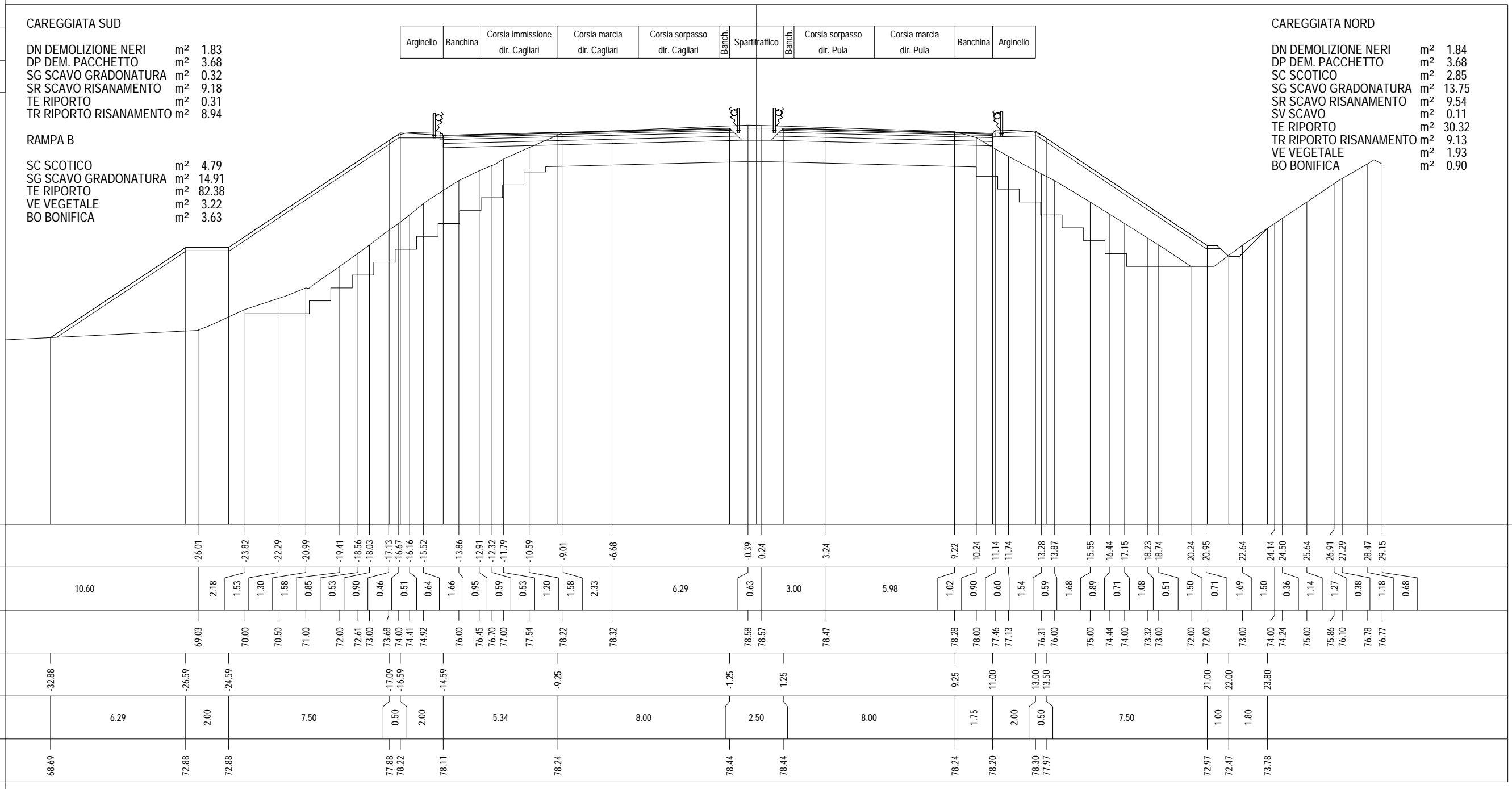
CAREGGIATA NORD

| | | |
|------------------------|----------------|-------|
| DN DEMOLIZIONE NERI | m ² | 1.83 |
| DP DEM. PACCHETTO | m ² | 3.70 |
| SC SCOTICO | m ² | 2.97 |
| SG SCAVO GRADONATURA | m ² | 4.81 |
| SR SCAVO RISANAMENTO | m ² | 13.03 |
| TE RIPORTO | m ² | 16.10 |
| TR RIPORTO RISANAMENTO | m ² | 11.95 |
| VE VEGETALE | m ² | 1.72 |
| BO BONIFICA | m ² | 1.20 |

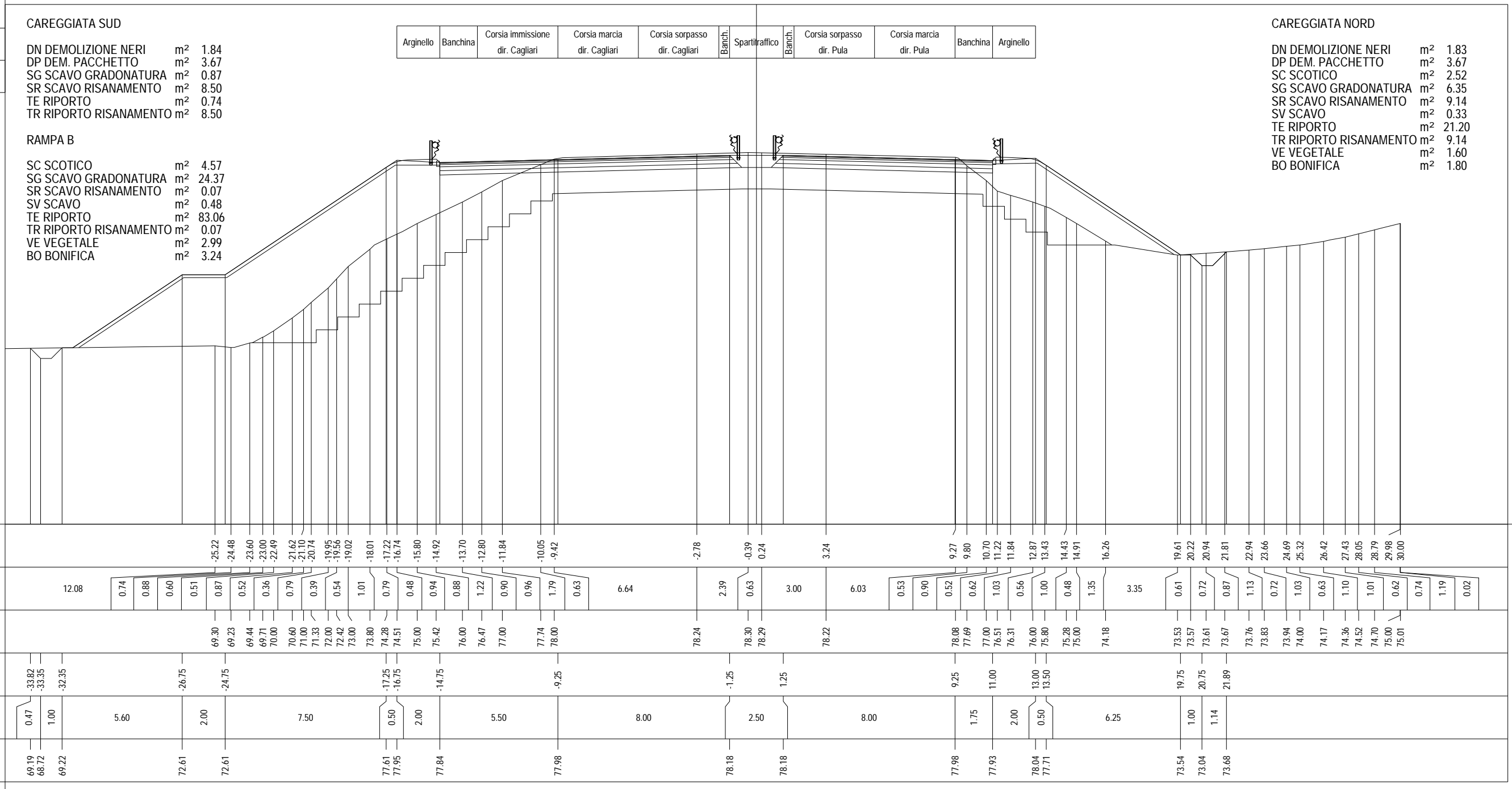
63
 200 200



PROFILO SS195
 SEZIONE 54
 PROGRESSIVA 22560.00



PROFILO SS195
 SEZIONE 55
 PROGRESSIVA 22580.00



61

200
200

PROFILO SS195
 SEZIONE 56
 PROGRESSIVA 22600.00

CAREGGIATA SUD

| | | |
|------------------------|----------------|------|
| DN DEMOLIZIONE NERI | m ² | 1.83 |
| DP DEM. PACCHETTO | m ² | 3.69 |
| SR SCAVO RISANAMENTO | m ² | 9.24 |
| TR RIPORTO RISANAMENTO | m ² | 9.24 |

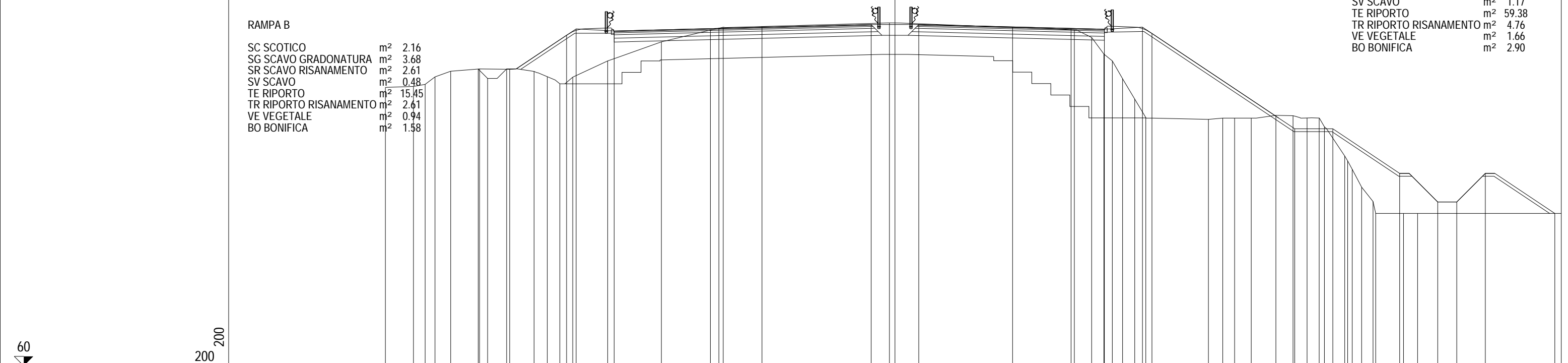
RAMPA B

| | | |
|------------------------|----------------|-------|
| SC SCOTICO | m ² | 2.16 |
| SG SCAVO GRADONATURA | m ² | 3.68 |
| SR SCAVO RISANAMENTO | m ² | 2.61 |
| SV SCAVO | m ² | 0.48 |
| TE RIPORTO | m ² | 15.45 |
| TR RIPORTO RISANAMENTO | m ² | 2.61 |
| VE VEGETALE | m ² | 0.94 |
| BO BONIFICA | m ² | 1.58 |

| | | | | | | | | | | | |
|-----------|----------|---------------------------------|-----------------------------|-------------------------------|--------|----------------|--------|---------------------------|-------------------------|----------|-----------|
| Arginello | Banchina | Corsia immissione dir. Cagliari | Corsia marcia dir. Cagliari | Corsia sorpasso dir. Cagliari | Banch. | Spartitraffico | Banch. | Corsia sorpasso dir. Pula | Corsia marcia dir. Pula | Banchina | Arginello |
|-----------|----------|---------------------------------|-----------------------------|-------------------------------|--------|----------------|--------|---------------------------|-------------------------|----------|-----------|

CAREGGIATA NORD

| | | |
|------------------------|----------------|-------|
| DN DEMOLIZIONE NERI | m ² | 1.84 |
| DP DEM. PACCHETTO | m ² | 3.67 |
| SC SCOTICO | m ² | 2.52 |
| SG SCAVO GRADONATURA | m ² | 18.91 |
| SR SCAVO RISANAMENTO | m ² | 4.50 |
| SV SCAVO | m ² | 1.17 |
| TE RIPORTO | m ² | 59.38 |
| TR RIPORTO RISANAMENTO | m ² | 4.76 |
| VE VEGETALE | m ² | 1.66 |
| BO BONIFICA | m ² | 2.90 |



| | | | | | | | | | | | | | | | | | | | | | | | | | | | | | | | | | | | | | | | | | | | | | | | |
|----------------------|--------|--------|--------|--------|--------|--------|--------|--------|--------|--------|--------|--------|--------|-------|-------|-------|-------|-------|-------|-------|-------|-------|-------|-------|-------|-------|-------|-------|-------|-------|-------|-------|-------|-------|-------|-------|-------|-------|-------|-------|-------|-------|-------|-------|-------|-------|-------|
| PROGRESSIVE TERRENO | -26.77 | -25.29 | -24.68 | -24.16 | -23.34 | -21.82 | -20.24 | -18.96 | -18.26 | -17.60 | -16.93 | -15.09 | -12.27 | -9.69 | -9.02 | -6.99 | -0.29 | 6.18 | 9.42 | 10.33 | 10.98 | 11.42 | 11.96 | 12.59 | 13.18 | 16.46 | 17.22 | 17.84 | 18.71 | 20.01 | 20.91 | 21.65 | 22.28 | 22.56 | 23.62 | 24.02 | 24.51 | 25.11 | 25.25 | 26.71 | 27.45 | | | | | | |
| PARZIALI TERRENO | 1.48 | 0.61 | 0.52 | 0.82 | 1.52 | 1.58 | 1.28 | 0.70 | 0.66 | 0.67 | 1.84 | 2.82 | 2.58 | 0.67 | 2.03 | 6.70 | 6.47 | 3.24 | 0.91 | 0.65 | 0.44 | 0.54 | 0.63 | 0.59 | 3.28 | 0.76 | 0.62 | 0.87 | 1.30 | 0.90 | 0.74 | 0.63 | 0.63 | 0.28 | 1.06 | 0.16 | 0.24 | 0.49 | 0.60 | 0.14 | 1.46 | 0.74 | 8.95 | | | | |
| QUOTE TERRENO | 74.61 | 74.66 | 74.77 | 75.16 | 75.46 | 75.58 | 75.56 | 75.45 | 75.17 | 74.80 | 75.15 | 76.00 | 77.00 | 77.62 | 77.77 | 77.81 | 78.00 | 77.76 | 77.63 | 77.23 | 76.36 | 76.00 | 75.07 | 74.00 | 73.03 | 72.93 | 73.00 | 73.00 | 73.00 | 73.14 | 73.13 | 73.01 | 73.00 | 72.54 | 71.01 | 70.76 | 70.31 | 69.38 | 68.62 | 68.00 | 68.00 | 68.00 | 68.00 | 68.00 | 68.00 | 68.00 | 68.00 |
| PROGRESSIVE PROGETTO | | | | | | -21.89 | -21.40 | -20.40 | | -17.25 | -16.75 | -14.75 | | -9.25 | | | -1.25 | 1.25 | | 9.25 | 11.00 | | | 13.00 | 13.50 | | | | | 21.00 | | 23.00 | | | | | | | | 26.51 | 28.51 | 29.51 | 31.01 | 34.66 | | | |
| PARZIALI PROGETTO | | | | | | 0.49 | 1.00 | 3.15 | | 0.50 | 2.00 | | 5.50 | | | 8.00 | 2.50 | | 8.00 | 1.75 | 2.00 | | | 0.50 | | 7.50 | | | | 2.00 | | 3.51 | | | | | | 2.00 | 1.00 | 1.50 | | 3.65 | | | | | |
| QUOTE PROGETTO | | | | | | 75.57 | 75.08 | 75.58 | | 77.35 | 77.68 | 77.57 | | 77.71 | | | 77.91 | 77.91 | | 77.71 | 77.67 | | | 77.77 | 77.44 | | 72.44 | | | | 72.44 | | | | | | | | 70.10 | 68.60 | 68.60 | 70.10 | 68.00 | | | | |

60
 200
 200

PROFILO SS195
 SEZIONE 57
 PROGRESSIVA 22620.00

CAREGGIATA SUD

DN DEMOLIZIONE NERI m² 1.85
 DP DEM. PACCHETTO m² 3.67
 SR SCAVO RISANAMENTO m² 9.26
 TR RIPORTO RISANAMENTO m² 9.26

RAMPA B

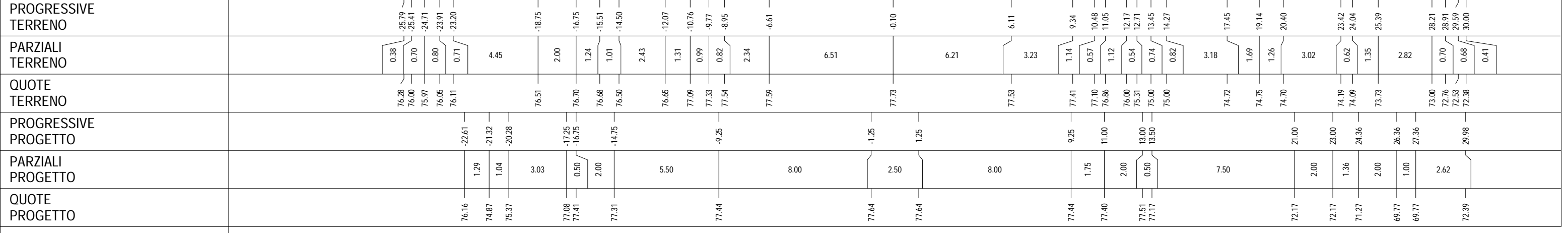
SC SCOTICO m² 2.66
 SR SCAVO RISANAMENTO m² 5.76
 SV SCAVO m² 2.84
 TE RIPORTO m² 1.29
 TR RIPORTO RISANAMENTO m² 7.63
 VE VEGETALE m² 0.58

| | | | | | | | | | | | |
|-----------|----------|---------------------------------|-----------------------------|-------------------------------|--------|----------------|--------|---------------------------|-------------------------|----------|-----------|
| Arginello | Banchina | Corsia immissione dir. Cagliari | Corsia marcia dir. Cagliari | Corsia sorpasso dir. Cagliari | Banch. | Spartitraffico | Banch. | Corsia sorpasso dir. Pula | Corsia marcia dir. Pula | Banchina | Arginello |
|-----------|----------|---------------------------------|-----------------------------|-------------------------------|--------|----------------|--------|---------------------------|-------------------------|----------|-----------|

CAREGGIATA NORD

DN DEMOLIZIONE NERI m² 1.84
 DP DEM. PACCHETTO m² 3.69
 SC SCOTICO m² 1.95
 SG SCAVO GRADONATURA m² 4.95
 SR SCAVO RISANAMENTO m² 8.66
 SV SCAVO m² 26.85
 TE RIPORTO m² 14.57
 TR RIPORTO RISANAMENTO m² 8.74
 VE VEGETALE m² 1.13
 BO BONIFICA m² 1.80

62
 200 200



PROFILO SS195
 SEZIONE 58
 PROGRESSIVA 22640.00

CAREGGIATA SUD

DN DEMOLIZIONE NERI m² 1.84
 DP DEM. PACCHETTO m² 3.68
 SR SCAVO RISANAMENTO m² 9.27
 TR RIPORTO RISANAMENTO m² 9.26

RAMPA B

SC SCOTICO m² 2.27
 SR SCAVO RISANAMENTO m² 8.62
 SV SCAVO m² 1.23
 TR RIPORTO RISANAMENTO m² 9.31
 VE VEGETALE m² 0.42

| | | | | | | | | | | | |
|-----------|----------|---------------------------------|-----------------------------|-------------------------------|--------|----------------|--------|---------------------------|-------------------------|----------|-----------|
| Arginello | Banchina | Corsia immissione dir. Cagliari | Corsia marcia dir. Cagliari | Corsia sorpasso dir. Cagliari | Banch. | Spartitraffico | Banch. | Corsia sorpasso dir. Pula | Corsia marcia dir. Pula | Banchina | Arginello |
|-----------|----------|---------------------------------|-----------------------------|-------------------------------|--------|----------------|--------|---------------------------|-------------------------|----------|-----------|

CAREGGIATA NORD

DN DEMOLIZIONE NERI m² 1.83
 DP DEM. PACCHETTO m² 3.68
 SC SCOTICO m² 0.88
 SR SCAVO RISANAMENTO m² 13.06
 SV SCAVO m² 35.79
 TR RIPORTO RISANAMENTO m² 13.20

64
 200 200

| | | | | | | | | | | | | | | | | | | | | | | | |
|----------------------|--------|--------|--------|--------|--------|--------|--------|--------|--------|-------|-------|-------|-------|-------|-------|-------|-------|-------|-------|-------|-------|-------|-------|
| PROGRESSIVE TERRENO | -26.09 | -25.39 | -23.57 | -21.25 | -19.47 | -16.70 | -10.33 | -9.30 | -2.52 | -0.16 | 0.47 | 4.14 | 6.01 | 6.89 | 9.80 | 11.82 | 16.09 | 17.53 | 19.53 | 22.87 | 25.12 | 30.00 | |
| PARZIALI TERRENO | 0.70 | 1.82 | 2.32 | 1.78 | 2.77 | 6.37 | 1.03 | 6.78 | 2.36 | 0.63 | 3.67 | 1.87 | 0.88 | 2.91 | 2.02 | 4.27 | 1.44 | 2.00 | 3.34 | 2.25 | 4.88 | | |
| QUOTE TERRENO | 76.75 | 76.65 | 76.59 | 76.66 | 76.63 | 76.83 | 77.00 | 77.20 | 77.37 | 77.41 | 77.41 | 77.31 | 77.26 | 77.24 | 77.13 | 77.03 | 76.89 | 76.83 | 76.79 | 76.87 | 76.72 | 76.61 | |
| PROGRESSIVE PROGETTO | | | | -20.72 | -19.73 | -18.69 | -17.25 | -16.75 | -14.75 | -9.25 | -1.25 | 1.25 | | | 9.25 | 11.00 | 12.20 | 13.00 | 13.50 | | 18.98 | 20.98 | 21.98 |
| PARZIALI PROGETTO | | | | 0.99 | 1.04 | 1.44 | 0.50 | 2.00 | 5.50 | | 2.50 | 8.00 | | | 1.75 | 1.20 | 0.80 | 0.50 | 5.48 | 2.00 | 1.00 | 4.88 | |
| QUOTE PROGETTO | | | | 76.65 | 75.66 | 76.16 | 76.81 | 77.15 | 77.04 | 77.18 | 77.38 | 77.38 | | | 77.18 | 77.13 | 77.28 | 76.95 | 73.30 | 71.80 | 71.80 | 76.68 | |

PROFILO SS195
 SEZIONE 61
 PROGRESSIVA 22700.00

CAREGGIATA SUD

DN DEMOLIZIONE NERI m² 1.84
 DP DEM. PACCHETTO m² 3.70

RAMPA B

DN DEMOLIZIONE NERI m² 0.56
 DP DEM. PACCHETTO m² 1.22
 SC SCOTICO m² 2.35
 SV SCAVO m² 11.74

| | | | | | | | | | | | |
|-----------|----------|---------------------------------|-----------------------------|-------------------------------|--------|----------------|--------|---------------------------|-------------------------|----------|-----------|
| Arginello | Banchina | Corsia immissione dir. Cagliari | Corsia marcia dir. Cagliari | Corsia sorpasso dir. Cagliari | Banch. | Spartitraffico | Banch. | Corsia sorpasso dir. Pula | Corsia marcia dir. Pula | Banchina | Arginello |
|-----------|----------|---------------------------------|-----------------------------|-------------------------------|--------|----------------|--------|---------------------------|-------------------------|----------|-----------|

CAREGGIATA NORD

DN DEMOLIZIONE NERI m² 1.84
 DP DEM. PACCHETTO m² 3.68
 SC SCOTICO m² 2.36
 SV SCAVO m² 9.02
 TE RIPORTO m² 0.53
 VE VEGETALE m² 0.39

66
 200 200

| | | | | | | | | | | | | | | | | | | | | | | | | | | | | | | | |
|----------------------|--------|--------|--------|--------|--------|--------|--------|--------|--------|--------|--------|-------|-------|-------|-------|-------|-------|-------|-------|-------|-------|-------|-------|-------|-------|-------|-------|-------|-------|-------|-------|
| PROGRESSIVE TERRENO | -26.40 | -25.77 | -22.58 | -16.32 | -15.35 | -14.03 | -13.66 | -13.05 | -11.81 | -10.85 | -10.14 | -7.19 | -5.25 | -0.20 | 0.44 | 5.82 | 9.49 | 12.00 | 14.20 | 16.10 | 17.36 | 19.15 | 20.47 | 21.12 | 21.98 | 22.94 | 25.12 | 26.41 | 27.09 | 28.99 | 30.00 |
| PARZIALI TERRENO | 0.63 | 3.19 | 6.26 | 0.97 | 1.32 | 0.37 | 0.61 | 1.24 | 0.96 | 0.71 | 2.95 | 1.94 | 5.05 | 0.64 | 5.38 | 3.67 | 2.51 | 2.20 | 1.90 | 1.26 | 1.79 | 1.32 | 0.65 | 0.86 | 0.96 | 2.18 | 1.29 | 0.68 | 1.90 | 1.01 | |
| QUOTE TERRENO | 78.56 | 78.33 | 78.78 | 78.19 | 78.00 | 77.22 | 77.00 | 76.85 | 76.55 | 76.31 | 76.35 | 76.41 | 76.44 | 76.53 | 76.53 | 76.41 | 76.32 | 76.85 | 77.39 | 77.75 | 78.00 | 79.00 | 79.83 | 80.06 | 80.18 | 80.27 | 80.29 | 80.35 | 80.39 | 80.70 | 80.74 |
| PROGRESSIVE PROGETTO | | | -22.70 | -21.97 | -20.97 | -19.97 | -16.75 | -15.95 | -14.75 | | -9.25 | | | -1.25 | 1.25 | | 9.25 | 11.00 | 12.20 | 13.00 | 15.35 | 16.35 | 17.85 | 18.85 | | 22.53 | | | | | |
| PARZIALI PROGETTO | | | 0.73 | 1.00 | 1.00 | 3.22 | 0.80 | 1.20 | 5.50 | | | 8.00 | | 2.50 | | 8.00 | 1.75 | 1.20 | 0.80 | 2.35 | 1.00 | 1.50 | 1.00 | 3.68 | | | | | | | |
| QUOTE PROGETTO | | | 78.76 | 78.04 | 78.54 | 78.54 | 76.39 | 76.39 | 76.24 | | 76.38 | | | 76.58 | 76.58 | | 76.38 | 76.34 | 76.49 | 76.49 | 78.05 | 78.05 | 76.55 | 76.55 | | 80.23 | | | | | |

PROFILO SS195
 SEZIONE 62
 PROGRESSIVA 22720.00

CAREGGIATA SUD

DN DEMOLIZIONE NERI m² 1.85
 DP DEM. PACCHETTO m² 3.70

RAMPA B

DN DEMOLIZIONE NERI m² 0.57
 DP DEM. PACCHETTO m² 1.15
 SC SCOTICO m² 2.55
 SV SCAVO m² 9.04

| | | | | | | | | | | | |
|-----------|----------|---------------------------------|-----------------------------|-------------------------------|--------|----------------|--------|---------------------------|-------------------------|----------|-----------|
| Arginello | Banchina | Corsia immissione dir. Cagliari | Corsia marcia dir. Cagliari | Corsia sorpasso dir. Cagliari | Banch. | Spartitraffico | Banch. | Corsia sorpasso dir. Pula | Corsia marcia dir. Pula | Banchina | Arginello |
|-----------|----------|---------------------------------|-----------------------------|-------------------------------|--------|----------------|--------|---------------------------|-------------------------|----------|-----------|

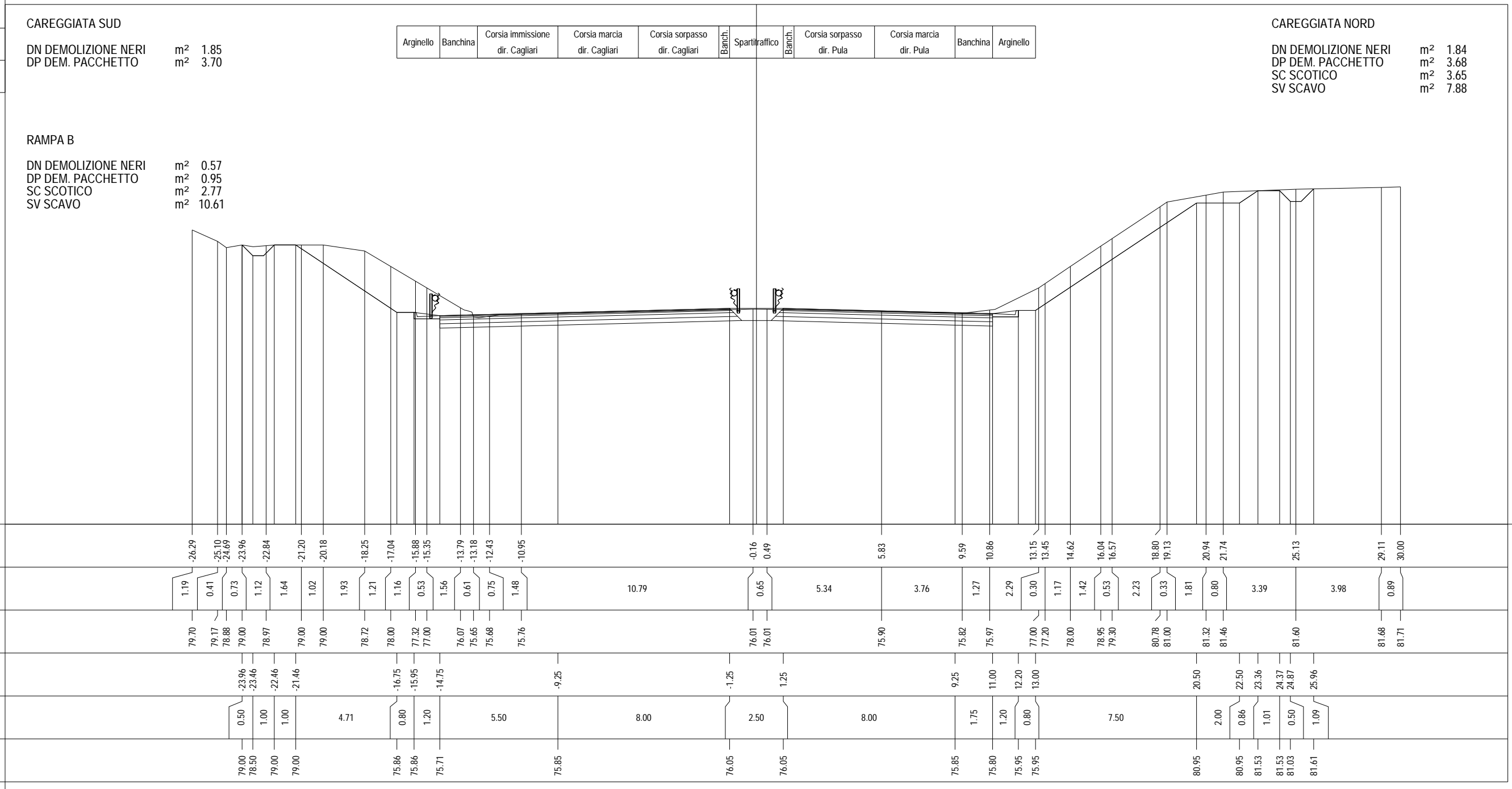
CAREGGIATA NORD

DN DEMOLIZIONE NERI m² 1.83
 DP DEM. PACCHETTO m² 3.68
 SC SCOTICO m² 2.71
 SV SCAVO m² 11.30

66
 200
 200

| | | | | | | | | | | | | | | | | | | | | | | | | | | | | | | | | | | | | |
|----------------------|--------|--------|--------|--------|--------|--------|--------|--------|--------|--------|--------|--------|--------|--------|--------|-------|-------|-------|-------|-------|-------|-------|-------|-------|-------|-------|-------|-------|-------|-------|-------|-------|-------|-------|-------|-------|
| PROGRESSIVE TERRENO | -26.16 | -24.63 | -23.37 | -22.57 | -21.68 | -19.10 | -18.39 | -17.38 | -16.67 | -16.11 | -14.31 | -13.71 | -13.14 | -12.52 | -10.31 | -0.16 | 0.48 | 5.81 | 9.50 | 10.37 | 11.15 | 13.05 | 13.89 | 14.40 | 15.27 | 15.83 | 16.27 | 17.52 | 19.51 | 20.78 | 21.61 | 23.09 | 23.78 | 25.63 | 29.98 | 30.00 |
| PARZIALI TERRENO | 1.53 | 1.26 | 0.80 | 0.89 | 2.58 | 0.71 | 1.01 | 0.71 | 0.56 | 1.80 | 0.60 | 0.57 | 0.62 | 2.21 | 10.15 | 0.64 | 5.33 | 3.69 | 0.87 | 0.78 | 1.90 | 0.84 | 0.51 | 0.87 | 0.56 | 0.44 | 1.25 | 1.99 | 1.27 | 0.83 | 1.48 | 0.69 | 1.85 | 4.35 | 0.02 | |
| QUOTE TERRENO | 79.47 | 78.91 | 78.87 | 78.76 | 78.82 | 79.00 | 79.00 | 78.46 | 78.00 | 77.67 | 76.63 | 76.31 | 76.00 | 76.00 | 76.05 | 76.28 | 76.26 | 76.16 | 76.08 | 76.00 | 76.16 | 77.00 | 77.63 | 78.00 | 78.61 | 79.00 | 79.29 | 79.58 | 79.88 | 80.00 | 80.18 | 80.48 | 80.62 | 80.97 | 80.82 | 80.82 |
| PROGRESSIVE PROGETTO | | | -23.37 | -22.87 | -21.87 | -20.87 | | -16.75 | -15.95 | -14.75 | | | | -9.25 | | -1.25 | 1.25 | | 9.25 | 11.00 | 12.20 | 13.00 | | | | | 18.19 | 19.20 | 21.12 | 22.12 | | 25.27 | | | | |
| PARZIALI PROGETTO | | | 0.50 | 1.00 | 1.00 | 4.12 | 0.80 | 1.20 | 5.50 | 8.00 | 2.50 | 8.00 | | | | | | | 1.75 | 1.20 | 0.80 | 5.19 | 1.01 | 1.92 | 1.00 | 3.15 | | | | | | | | | | |
| QUOTE PROGETTO | | | 78.87 | 78.37 | 78.87 | 78.87 | 76.13 | 76.13 | 75.98 | 76.11 | 76.31 | 76.31 | | | | | | | 76.11 | 76.07 | 76.22 | 76.22 | | | | | 79.68 | 79.68 | 77.75 | 77.75 | | 80.90 | | | | |

PROFILO SS195
 SEZIONE 63
 PROGRESSIVA 22740.00



66

200 200

PROFILO SS195
 SEZIONE 65
 PROGRESSIVA 22780.00

CAREGGIATA SUD

DN DEMOLIZIONE NERI m² 1.84
 DP DEM. PACCHETTO m² 3.70

RAMPA B

DN DEMOLIZIONE NERI m² 0.56
 DP DEM. PACCHETTO m² 1.09
 SC SCOTICO m² 3.06
 SV SCAVO m² 15.26

| | | | | | | | | | | | |
|-----------|----------|---------------------------------|-----------------------------|-------------------------------|--------|----------------|--------|---------------------------|-------------------------|----------|-----------|
| Arginello | Banchina | Corsia immissione dir. Cagliari | Corsia marcia dir. Cagliari | Corsia sorpasso dir. Cagliari | Banch. | Spartitraffico | Banch. | Corsia sorpasso dir. Pula | Corsia marcia dir. Pula | Banchina | Arginello |
|-----------|----------|---------------------------------|-----------------------------|-------------------------------|--------|----------------|--------|---------------------------|-------------------------|----------|-----------|

CAREGGIATA NORD

DN DEMOLIZIONE NERI m² 1.84
 DP DEM. PACCHETTO m² 3.68
 SC SCOTICO m² 3.82
 SV SCAVO m² 8.52

66
 200 200

| | | | | | | | | | | | | | | | | | | | | | | | | | | | | |
|----------------------|--------|--------|--------|--------|--------|--------|--------|--------|--------|--------|--------|-------|-------|-------|-------|-------|-------|-------|-------|-------|-------|-------|-------|-------|-------|-------|-------|-------|
| PROGRESSIVE TERRENO | -27.44 | -25.93 | -24.52 | -20.39 | -19.34 | -17.93 | -16.25 | -15.83 | -13.94 | -12.01 | -10.43 | -0.13 | 5.67 | 9.47 | 10.13 | 11.89 | 14.03 | 14.73 | 15.94 | 16.28 | 17.51 | 19.05 | 20.54 | 20.83 | 22.09 | 25.30 | 28.51 | 30.00 |
| PARZIALI TERRENO | 1.51 | 1.41 | 4.13 | 1.05 | 1.41 | 1.68 | 0.42 | 1.89 | 1.93 | 1.58 | 10.30 | 5.80 | 3.80 | 0.66 | 1.76 | 2.14 | 0.70 | 1.21 | 0.34 | 1.23 | 1.54 | 1.49 | 0.29 | 1.26 | 3.21 | 3.21 | 1.49 | |
| QUOTE TERRENO | 79.79 | 79.78 | 79.91 | 79.50 | 79.00 | 78.09 | 77.00 | 76.73 | 76.04 | 75.25 | 75.28 | 75.49 | 75.39 | 75.32 | 75.55 | 76.15 | 76.78 | 77.23 | 78.00 | 78.21 | 79.00 | 80.00 | 81.00 | 81.20 | 81.58 | 81.81 | 81.76 | 81.54 |
| PROGRESSIVE PROGETTO | | -25.93 | -25.43 | -24.43 | -23.43 | | -16.75 | -15.95 | -14.75 | | -9.25 | | -1.25 | 1.25 | 9.25 | 11.00 | 12.20 | 13.00 | | | | 20.50 | 22.50 | | 24.50 | 25.51 | 26.01 | 27.01 |
| PARZIALI PROGETTO | 0.50 | 1.00 | 1.00 | 6.68 | | 0.80 | 1.20 | 5.50 | | 8.00 | 2.50 | 8.00 | 1.75 | 1.20 | 0.80 | 7.50 | | | | | 2.00 | 2.00 | 1.01 | 0.50 | 1.00 | | | |
| QUOTE PROGETTO | 79.78 | 79.28 | 79.78 | 79.78 | | 75.33 | 75.33 | 75.18 | | 75.32 | | 75.52 | 75.52 | 75.32 | 75.27 | 75.42 | 75.42 | | | | | 80.42 | 80.42 | | 81.75 | 81.75 | 81.25 | 81.75 |

PROFILO SS195
 SEZIONE 66
 PROGRESSIVA 22800.00

CAREGGIATA SUD

DN DEMOLIZIONE NERI m² 1.84
 DP DEM. PACCHETTO m² 3.71

RAMPA B

DN DEMOLIZIONE NERI m² 0.56
 DP DEM. PACCHETTO m² 1.10
 SC SCOTICO m² 3.16
 SV SCAVO m² 16.46

| | | | | | | | | | | | |
|-----------|----------|---------------------------------|-----------------------------|-------------------------------|--------|----------------|--------|---------------------------|-------------------------|----------|-----------|
| Arginello | Banchina | Corsia immissione dir. Cagliari | Corsia marcia dir. Cagliari | Corsia sorpasso dir. Cagliari | Banch. | Spartitraffico | Banch. | Corsia sorpasso dir. Pula | Corsia marcia dir. Pula | Banchina | Arginello |
|-----------|----------|---------------------------------|-----------------------------|-------------------------------|--------|----------------|--------|---------------------------|-------------------------|----------|-----------|

CAREGGIATA NORD

DN DEMOLIZIONE NERI m² 1.84
 DP DEM. PACCHETTO m² 3.68
 SC SCOTICO m² 4.05
 SV SCAVO m² 14.10

66
 200 200

| | | | | | | | | | | | | | | | | | | | | | | | | | | | | | | | | | | | | | | | | | | |
|----------------------|--------|--------|--------|--------|--------|--------|--------|--------|--------|--------|--------|--------|--------|--|-------|-------|-------|------|-------|------|-------|-------|-------|-------|-------|-------|-------|-------|-------|-------|-------|-------|-------|-------|-------|-------|-------|-------|-------|-------|-------|------|
| PROGRESSIVE TERRENO | -28.01 | -26.51 | | -22.75 | -21.32 | -20.44 | -18.65 | -17.22 | -16.69 | -16.09 | -15.28 | -12.63 | -11.93 | | -4.15 | -0.13 | 0.50 | | 5.65 | | 9.46 | 10.84 | 12.34 | 13.26 | 13.59 | 14.34 | 15.37 | 15.65 | 15.95 | 16.95 | 18.25 | 18.60 | 19.54 | 21.49 | 23.03 | 23.75 | 24.61 | | 28.13 | 29.64 | 30.00 | |
| PARZIALI TERRENO | 1.50 | 3.76 | | 1.43 | 0.88 | 1.79 | 1.43 | 0.53 | 0.60 | 0.81 | | 2.65 | 0.70 | | 7.78 | | 4.02 | 0.63 | | 5.15 | | 3.81 | 1.38 | 1.50 | 0.92 | 0.33 | 0.75 | 1.03 | 0.28 | 0.30 | 1.00 | 1.30 | 0.35 | 0.94 | 1.95 | 1.54 | 0.72 | 0.86 | | 3.52 | 1.51 | 0.36 |
| QUOTE TERRENO | 79.90 | 79.90 | | 79.94 | 80.00 | 79.53 | 78.38 | 77.37 | 77.00 | 76.57 | 76.00 | 75.20 | 74.99 | | 75.15 | 75.24 | 75.23 | | 75.13 | | 75.05 | 75.23 | 75.81 | 76.18 | 76.43 | 77.00 | 77.79 | 78.00 | 78.24 | 79.00 | 80.00 | 80.27 | 81.00 | 81.64 | 81.96 | 82.08 | 82.22 | | 82.24 | 82.24 | 82.00 | |
| PROGRESSIVE PROGETTO | | -26.51 | -26.01 | | | | | | -16.75 | -15.95 | -14.75 | | | | -9.25 | | -1.25 | 1.25 | | | 9.25 | 11.00 | 12.20 | 13.00 | | | | | | | 20.50 | | 22.50 | | | | 25.62 | 26.63 | 27.13 | 28.13 | | |
| PARZIALI PROGETTO | | 0.50 | 1.00 | | | 7.26 | | 0.80 | 1.20 | | 5.50 | | | | 8.00 | | 2.50 | | 8.00 | | 1.75 | 1.20 | 0.80 | | | 7.50 | | | | | 2.00 | | 3.12 | | 1.01 | 0.50 | 1.00 | | | | | |
| QUOTE PROGETTO | | 79.90 | 79.40 | | | | | 75.06 | 75.06 | 74.91 | | 75.05 | | | 75.25 | 75.25 | | | 75.05 | | 75.01 | 75.16 | 75.16 | | | 80.16 | | | | 80.16 | | 82.24 | 82.24 | 81.74 | 82.24 | | | | | | | |

PROFILO SS195
 SEZIONE 67
 PROGRESSIVA 22820.00

CAREGGIATA SUD

DN DEMOLIZIONE NERI m² 1.85
 DP DEM. PACCHETTO m² 3.70

RAMPA B

DN DEMOLIZIONE NERI m² 0.56
 DP DEM. PACCHETTO m² 1.12
 SC SCOTICO m² 3.70
 SV SCAVO m² 16.43

| | | | | | | | | | | | |
|-----------|----------|---------------------------------|-----------------------------|-------------------------------|--------|----------------|--------|---------------------------|-------------------------|----------|-----------|
| Arginello | Banchina | Corsia immissione dir. Cagliari | Corsia marcia dir. Cagliari | Corsia sorpasso dir. Cagliari | Banch. | Spartitraffico | Banch. | Corsia sorpasso dir. Pula | Corsia marcia dir. Pula | Banchina | Arginello |
|-----------|----------|---------------------------------|-----------------------------|-------------------------------|--------|----------------|--------|---------------------------|-------------------------|----------|-----------|

CAREGGIATA NORD

DN DEMOLIZIONE NERI m² 1.84
 DP DEM. PACCHETTO m² 3.68
 SC SCOTICO m² 4.22
 SV SCAVO m² 18.17

66
 200 200

| | | | | | | | | | | | | | | | | | | | | | | | | | | | | | | | | | | | | | | | | |
|----------------------|--------|--------|--------|--------|--------|--------|--------|--------|--------|--------|--------|--------|--------|--------|--------|--------|--|-------|-------|-------|-------|-------|-------|-------|-------|-------|-------|-------|-------|-------|-------|-------|-------|-------|-------|-------|-------|--|-------|-------|
| PROGRESSIVE TERRENO | -30.83 | -29.31 | -27.73 | -26.48 | | -22.89 | -22.15 | -20.50 | -18.62 | -16.90 | -15.80 | -15.41 | -14.51 | -14.03 | -11.91 | -10.39 | | -0.15 | 0.48 | | 5.61 | | 9.45 | | 11.04 | | 12.77 | 13.45 | 15.26 | 15.71 | 16.74 | 17.51 | 19.28 | 20.79 | 21.18 | 22.02 | 22.67 | | 27.48 | 30.40 |
| PARZIALI TERRENO | | 1.52 | 1.58 | 1.25 | 3.59 | 0.74 | 1.65 | 1.88 | 1.72 | 1.10 | 0.39 | 0.90 | 0.48 | 2.12 | 1.52 | 10.24 | | 0.63 | 5.13 | | 3.84 | 1.59 | 1.73 | 0.68 | 1.81 | 0.45 | 1.03 | 0.77 | 1.77 | 1.51 | 0.39 | 0.84 | 0.65 | 4.81 | 2.92 | | | | | |
| QUOTE TERRENO | 80.14 | 80.19 | 80.16 | 80.19 | | 80.02 | 80.00 | 79.15 | 78.00 | 76.87 | 76.14 | 75.88 | 75.30 | 75.00 | 74.75 | 74.78 | | 75.01 | 75.03 | | 74.93 | 74.86 | 75.37 | 75.73 | 76.32 | 77.67 | 78.00 | 78.75 | 79.27 | 80.47 | 81.48 | 81.75 | 82.06 | 82.13 | | 82.61 | 82.50 | | | |
| PROGRESSIVE PROGETTO | | -29.31 | -26.80 | -27.80 | -26.80 | -26.25 | | -24.25 | | -16.75 | -15.95 | -14.75 | | | -9.25 | | | -1.25 | 1.25 | | 9.25 | 11.00 | 12.20 | 13.00 | | 20.50 | | 22.50 | | 26.39 | 27.40 | 27.90 | 28.95 | | | | | | | |
| PARZIALI PROGETTO | | 0.51 | 1.00 | 1.00 | 0.55 | 2.00 | | 7.50 | | 0.80 | 1.20 | | | 5.50 | | 8.00 | | 2.50 | | 8.00 | 1.75 | 1.20 | 0.80 | | 7.50 | | 2.00 | | 3.89 | 1.01 | 0.50 | 1.05 | | | | | | | | |
| QUOTE PROGETTO | 80.19 | 79.68 | 80.18 | 80.18 | 79.81 | 79.81 | | 74.81 | 74.81 | 74.66 | | | 74.80 | | 75.00 | 75.00 | | 74.80 | 74.76 | 74.91 | 74.91 | | 79.91 | 79.91 | | 82.50 | 82.50 | 82.00 | 82.55 | | | | | | | | | | | |

PROFILO SS195
 SEZIONE 68
 PROGRESSIVA 22840.00

CAREGGIATA SUD

DN DEMOLIZIONE NERI m² 1.84
 DP DEM. PACCHETTO m² 3.71

RAMPA B

DN DEMOLIZIONE NERI m² 0.56
 DP DEM. PACCHETTO m² 1.21
 SC SCOTICO m² 3.72
 SV SCAVO m² 18.42

| | | | | | | | | | | | |
|-----------|----------|---------------------------------|-----------------------------|-------------------------------|--------|----------------|--------|---------------------------|-------------------------|----------|-----------|
| Arginello | Banchina | Corsia immissione dir. Cagliari | Corsia marcia dir. Cagliari | Corsia sorpasso dir. Cagliari | Banch. | Spartitraffico | Banch. | Corsia sorpasso dir. Pula | Corsia marcia dir. Pula | Banchina | Arginello |
|-----------|----------|---------------------------------|-----------------------------|-------------------------------|--------|----------------|--------|---------------------------|-------------------------|----------|-----------|

CAREGGIATA NORD

DN DEMOLIZIONE NERI m² 1.85
 DP DEM. PACCHETTO m² 3.68
 SC SCOTICO m² 4.53
 SV SCAVO m² 16.74

66

200
 200

| | | | | | | | | | | | | | | | | | | | | | | | | | | | | | | | | | | |
|----------------------|--------|--------|--------|--------|--------|--------|--------|--------|--------|--------|--------|--------|--------|--------|--------|--------|--------|-------|-------|-------|-------|-------|-------|-------|-------|-------|-------|-------|-------|-------|-------|-------|-------|-------|
| PROGRESSIVE TERRENO | -32.18 | -29.33 | -27.15 | -26.77 | -24.32 | -23.49 | -22.81 | -22.13 | -20.65 | -19.29 | -18.99 | -17.59 | -16.73 | -15.61 | -13.08 | -12.12 | -10.41 | -0.14 | 0.49 | 5.62 | 9.51 | 10.79 | 12.83 | 14.64 | 14.94 | 17.26 | 18.86 | 19.90 | 22.14 | 26.46 | 27.59 | 29.19 | 31.61 | |
| PARZIALI TERRENO | 2.85 | 2.18 | 0.38 | 2.45 | 0.83 | 0.68 | 0.68 | 0.68 | 1.48 | 1.36 | 0.30 | 1.40 | 0.86 | 1.12 | 2.53 | 0.96 | 1.71 | 0.63 | 5.13 | 3.89 | 1.28 | 2.04 | 1.81 | 0.30 | 2.32 | 1.60 | 1.04 | 2.24 | 4.32 | 1.13 | 1.60 | 2.42 | | |
| QUOTE TERRENO | 79.97 | 79.97 | 79.78 | 80.00 | 80.00 | 80.00 | 80.00 | 79.96 | 79.00 | 78.11 | 77.91 | 77.00 | 76.44 | 75.72 | 74.75 | 74.58 | 74.58 | 74.81 | 74.81 | 74.69 | 74.60 | 75.06 | 75.52 | 76.87 | 77.07 | 78.65 | 79.72 | 80.42 | 81.45 | 83.00 | 83.07 | 83.18 | 83.08 | |
| PROGRESSIVE PROGETTO | | -29.33 | -28.83 | -27.83 | -26.83 | -26.25 | -24.25 | | | | | | -16.75 | -15.95 | -14.75 | | | -1.25 | 1.25 | | 9.25 | 11.00 | 12.20 | 13.00 | | | 20.50 | 22.50 | | | 27.59 | 28.60 | 29.10 | 30.17 |
| PARZIALI PROGETTO | | 0.50 | 1.00 | 1.00 | 0.58 | 2.00 | | | 7.50 | | | | 0.80 | 1.20 | 5.50 | | | 2.50 | | 8.00 | 1.75 | 1.20 | 0.80 | | 7.50 | | 2.00 | 5.09 | 1.01 | 0.50 | 1.07 | | | |
| QUOTE PROGETTO | | 79.97 | 79.47 | 79.97 | 79.97 | 79.58 | 79.58 | | | | | | 74.58 | 74.58 | 74.43 | | | 74.77 | 74.77 | | 74.57 | 74.53 | 74.68 | 74.68 | | | 79.68 | 79.68 | | | 83.07 | 83.07 | 82.57 | 83.14 |

PROFILO SS195
 SEZIONE 69
 PROGRESSIVA 22860.00

CAREGGIATA SUD

DN DEMOLIZIONE NERI m² 1.84
 DP DEM. PACCHETTO m² 3.70

RAMPA B

DN DEMOLIZIONE NERI m² 0.57
 DP DEM. PACCHETTO m² 1.18
 SC SCOTICO m² 3.76
 SV SCAVO m² 18.99

| | | | | | | | | | | | |
|-----------|----------|---------------------------------|-----------------------------|-------------------------------|--------|----------------|--------|---------------------------|-------------------------|----------|-----------|
| Arginello | Banchina | Corsia immissione dir. Cagliari | Corsia marcia dir. Cagliari | Corsia sorpasso dir. Cagliari | Banch. | Spartitraffico | Banch. | Corsia sorpasso dir. Pula | Corsia marcia dir. Pula | Banchina | Arginello |
|-----------|----------|---------------------------------|-----------------------------|-------------------------------|--------|----------------|--------|---------------------------|-------------------------|----------|-----------|

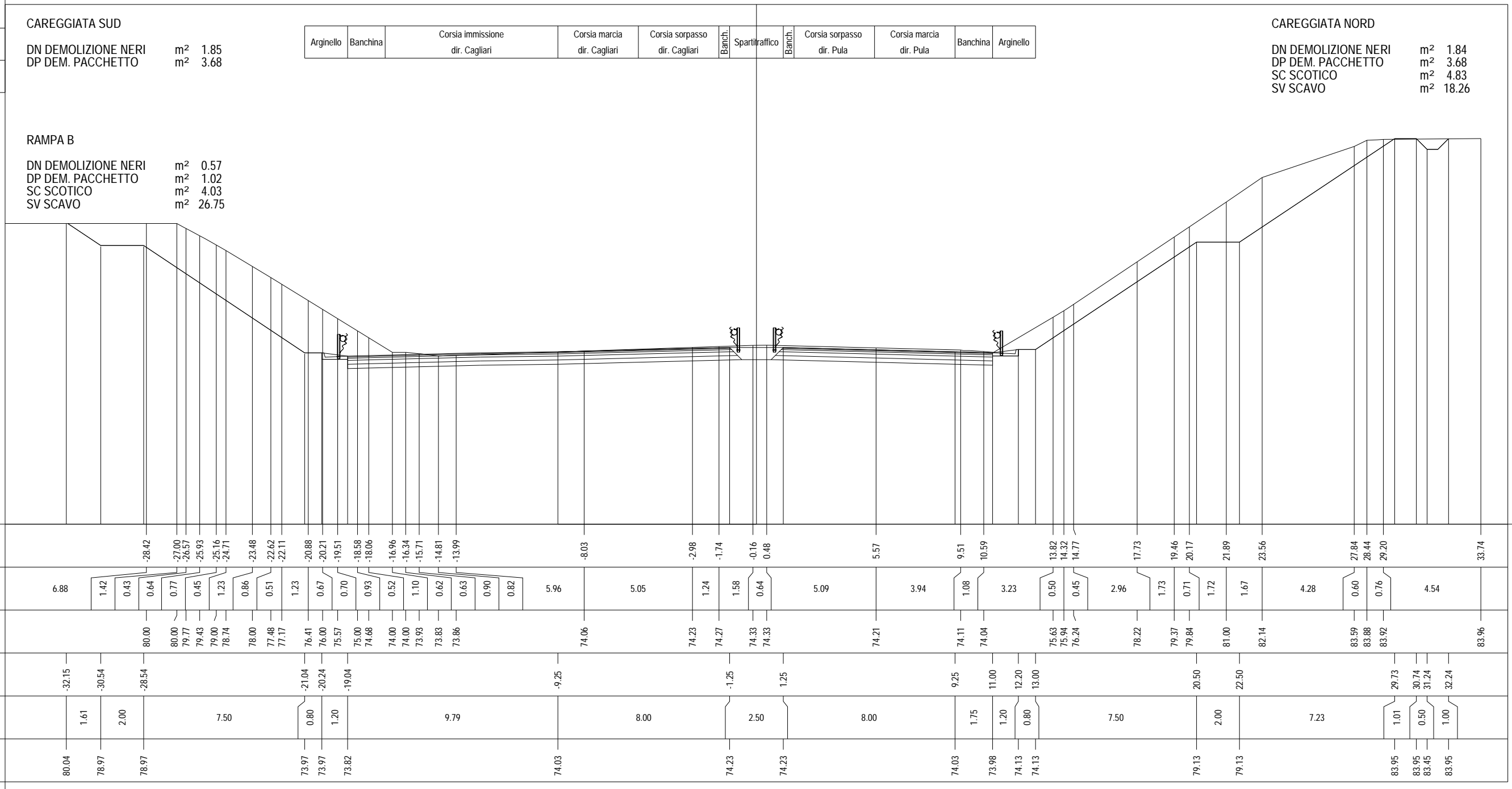
CAREGGIATA NORD

DN DEMOLIZIONE NERI m² 1.84
 DP DEM. PACCHETTO m² 3.68
 SC SCOTICO m² 4.59
 SV SCAVO m² 18.50

66
 200 200

| | | | | | | | | | | | | | | | | | | | | | | | | | | | | | | | | | | | |
|----------------------|--------|--------|--------|--------|--------|--------|--------|--------|--------|--------|--------|--------|--------|--------|--------|--------|--------|--------|--------|-------|-------|-------|-------|-------|-------|-------|-------|-------|-------|-------|-------|-------|-------|-------|-------|
| PROGRESSIVE TERRENO | -30.88 | -29.37 | -28.08 | -27.15 | -26.12 | -24.07 | -23.28 | -22.58 | -21.06 | -20.72 | -19.55 | -19.00 | -18.03 | -16.99 | -16.51 | -15.29 | -13.56 | -12.24 | -10.55 | -0.14 | 0.50 | 5.62 | 9.53 | 15.04 | 16.48 | 17.50 | 19.10 | 19.98 | 20.88 | 22.39 | 24.96 | 25.73 | 28.85 | 29.83 | 32.01 |
| PARZIALI TERRENO | 1.51 | 1.29 | 0.93 | 1.03 | 2.05 | 0.79 | 0.70 | 1.52 | 0.34 | 1.17 | 0.55 | 0.97 | 1.04 | 0.48 | 1.22 | 1.73 | 1.32 | 1.69 | 10.41 | 0.64 | 5.12 | 3.91 | 5.51 | 1.44 | 1.02 | 1.60 | 0.88 | 0.90 | 1.51 | 2.57 | 0.77 | 3.12 | 0.98 | 2.18 | |
| QUOTE TERRENO | 79.78 | 79.78 | 79.92 | 80.02 | 80.00 | 80.00 | 80.00 | 80.00 | 79.00 | 78.78 | 78.00 | 77.64 | 77.00 | 76.32 | 76.00 | 75.19 | 74.68 | 74.35 | 74.37 | 74.60 | 74.60 | 74.49 | 74.41 | 76.72 | 77.67 | 78.35 | 79.41 | 80.00 | 80.61 | 81.51 | 83.00 | 83.06 | 83.16 | 83.21 | 83.14 |
| PROGRESSIVE PROGETTO | -29.37 | -28.87 | -27.87 | -26.87 | -26.28 | -24.28 | -16.78 | -15.98 | -14.78 | -9.25 | -1.25 | 1.25 | 9.25 | 11.00 | 12.20 | 13.00 | 20.50 | 22.50 | 28.00 | 29.01 | 29.51 | 30.51 | | | | | | | | | | | | | |
| PARZIALI PROGETTO | 0.50 | 1.00 | 1.00 | 0.59 | 2.00 | 7.50 | 0.80 | 1.20 | 5.53 | 8.00 | 2.50 | 8.00 | 1.75 | 1.20 | 0.80 | 7.50 | 2.00 | 5.50 | 1.01 | 0.50 | 1.00 | | | | | | | | | | | | | | |
| QUOTE PROGETTO | 79.78 | 79.28 | 79.78 | 79.78 | 79.38 | 79.38 | 74.38 | 74.38 | 74.23 | 74.37 | 74.57 | 74.57 | 74.37 | 74.32 | 74.47 | 74.47 | 79.47 | 79.47 | 83.14 | 83.14 | 82.64 | 83.14 | | | | | | | | | | | | | |

PROFILO SS195
 SEZIONE 71
 PROGRESSIVA 22900.00



66

200 200

PROFILO SS195

SEZIONE 72

PROGRESSIVA 22920.00

CAREGGIATA SUD

DN DEMOLIZIONE NERI m² 1.84
 DP DEM. PACCHETTO m² 3.68
 SC SCOTICO m² 0.60
 SV SCAVO m² 1.70

| | | | | | | | | | | |
|-----------|----------|-----------------------------|-------------------------------|--------|----------------|--------|---------------------------|-------------------------|----------|-----------|
| Arginello | Banchina | Corsia marcia dir. Cagliari | Corsia sorpasso dir. Cagliari | Banch. | Spartitraffico | Banch. | Corsia sorpasso dir. Pula | Corsia marcia dir. Pula | Banchina | Arginello |
|-----------|----------|-----------------------------|-------------------------------|--------|----------------|--------|---------------------------|-------------------------|----------|-----------|

CAREGGIATA NORD

DN DEMOLIZIONE NERI m² 1.85
 DP DEM. PACCHETTO m² 3.68
 SC SCOTICO m² 4.88
 SV SCAVO m² 26.38

66
 200
 200

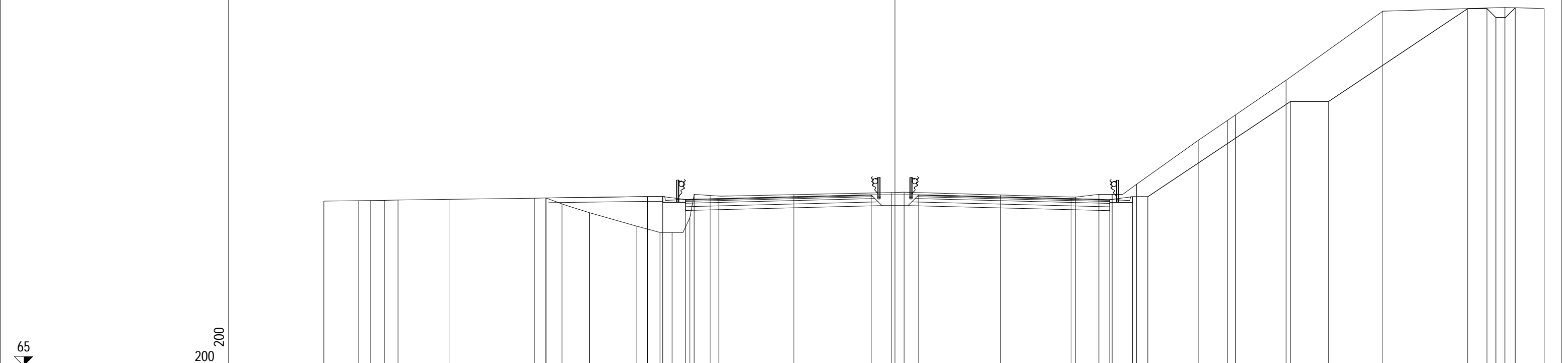
| | | | | | | | | | | | | | | | | | | | | | | | | | | | | | | | | | | | | | | | | | | | | | | | |
|----------------------|--------|------|--------|--------|--------|--------|--------|--------|--------|--------|--------|--------|--------|--------|--------|--------|--------|-------|-------|-------|-------|-------|-------|------|-------|------|-------|-------|-------|-------|-------|-------|-------|-------|-------|-------|-------|-------|-------|-------|-------|-------|-------|-------|-------|--|--|
| PROGRESSIVE TERRENO | -30.00 | | -28.19 | -27.29 | -26.07 | -24.14 | -22.98 | -21.38 | -19.47 | -18.43 | -17.56 | -15.89 | -14.88 | -14.24 | -13.53 | -12.30 | -10.88 | -9.70 | -5.31 | | -0.16 | 0.48 | | 5.57 | | 9.52 | 10.70 | 13.07 | | 16.64 | 17.98 | 20.14 | 20.60 | 21.30 | | 24.16 | 24.89 | 25.50 | 26.05 | 26.81 | | 30.00 | | 33.79 | | | |
| PARZIALI TERRENO | | 1.81 | 0.90 | 1.22 | 1.93 | 1.16 | 1.60 | 1.91 | 1.04 | 0.87 | 1.67 | 1.01 | 0.64 | 0.71 | 1.23 | 1.42 | 1.18 | | 4.39 | | 5.15 | 0.64 | 0.48 | | 5.09 | | 3.95 | 1.18 | 2.37 | | 3.57 | 1.34 | 2.16 | 0.46 | 0.70 | 2.86 | 0.73 | 0.61 | 0.55 | 0.76 | | 3.19 | | 3.79 | | | |
| QUOTE TERRENO | 76.09 | | 75.15 | 74.66 | 74.00 | 73.70 | 73.52 | 73.53 | 73.65 | 73.71 | 73.76 | 73.86 | 73.92 | 73.96 | 74.00 | 74.00 | 74.00 | 74.00 | 74.00 | 74.08 | | 74.18 | 74.21 | | 74.08 | | 73.98 | 74.00 | 75.32 | | 77.39 | 78.29 | 79.75 | 80.07 | 80.58 | | 82.56 | 83.20 | 83.65 | 84.00 | 83.99 | | 83.84 | | 83.85 | | |
| PROGRESSIVE PROGETTO | | | | | | | | | | | | | | | -13.01 | -12.20 | -11.00 | -9.25 | | | | -1.25 | 1.25 | | | | 9.25 | 11.00 | 12.20 | 13.00 | | | 20.50 | | 22.50 | | | | | | 29.78 | 30.79 | 31.26 | 32.26 | | | |
| PARZIALI PROGETTO | | | | | | | | | | | | | | | 0.81 | 1.20 | 1.75 | | | 8.00 | | 2.50 | | | | 8.00 | | 1.75 | 1.20 | 0.80 | | 7.50 | | 2.00 | | | 7.28 | | | | 1.01 | 0.47 | 1.00 | | | | |
| QUOTE PROGETTO | | | | | | | | | | | | | | | 74.00 | 74.00 | 73.85 | 73.89 | | | | 74.09 | 74.09 | | | | 73.89 | 73.85 | 74.00 | 74.00 | | 79.00 | 79.00 | | | | | | | 83.85 | 83.85 | 83.38 | 83.88 | | | | |

PROFILO SS195
 SEZIONE 73
 PROGRESSIVA 22940.00

CAREGGIATA SUD
 DN DEMOLIZIONE NERI m² 1.85
 DP DEM. PACCHETTO m² 3.69
 SC SCOTICO m² 1.79
 SV SCAVO m² 1.61
 TE RIPORTO m² 8.24

| | | | | | | | | | | |
|-----------|----------|-----------------------------|-------------------------------|--------|----------------|--------|---------------------------|-------------------------|----------|-----------|
| Arginello | Banchina | Corsia marcia dir. Cagliari | Corsia sorpasso dir. Cagliari | Banch. | Spartitraffico | Banch. | Corsia sorpasso dir. Pula | Corsia marcia dir. Pula | Banchina | Arginello |
|-----------|----------|-----------------------------|-------------------------------|--------|----------------|--------|---------------------------|-------------------------|----------|-----------|

CAREGGIATA NORD
 DN DEMOLIZIONE NERI m² 1.84
 DP DEM. PACCHETTO m² 3.68
 SC SCOTICO m² 4.99
 SV SCAVO m² 26.88



| | | | | | | | | | | | | | | | | | | | | | | | | | | | | | | | | |
|----------------------|--------|--------|--------|--------|--------|--------|--------|--------|--------|--------|--------|--------|--------|--------|--------|-------|-------|-------|-------|-------|-------|-------|-------|-------|-------|-------|-------|-------|-------|-------|-------|-------|
| PROGRESSIVE TERRENO | -30.00 | -28.17 | -27.54 | -26.82 | -26.10 | -23.42 | -18.94 | -18.33 | -17.49 | -16.04 | -13.56 | -12.34 | -11.71 | -10.77 | -10.55 | -9.71 | -5.31 | -0.17 | 0.48 | 5.54 | 9.48 | 10.71 | 11.41 | 12.70 | 15.93 | 17.47 | 17.88 | 20.54 | 25.62 | 32.04 | 34.10 | |
| PARZIALI TERRENO | 1.83 | 0.63 | 0.72 | 0.72 | 2.68 | 4.48 | 0.61 | 0.84 | 1.45 | 2.48 | 1.22 | 0.63 | 0.94 | 0.22 | 0.84 | 4.40 | 5.14 | 0.65 | 5.06 | 3.94 | 1.23 | 0.70 | 1.29 | 3.23 | 1.54 | 0.41 | 2.66 | 5.08 | 6.42 | 2.06 | | |
| QUOTE TERRENO | 73.65 | 73.67 | 73.68 | 73.68 | 73.70 | 73.74 | 73.80 | 73.81 | 73.50 | 73.04 | 72.33 | 72.00 | 72.00 | 72.78 | 74.00 | 73.94 | 73.99 | 74.09 | 74.11 | 73.97 | 73.85 | 74.00 | 74.00 | 74.53 | 76.83 | 77.88 | 78.16 | 79.99 | 83.61 | 83.80 | 83.75 | |
| PROGRESSIVE PROGETTO | | | | | | | -18.33 | | | | -13.00 | -12.20 | -11.00 | -9.25 | | | -1.25 | 1.25 | | 9.25 | | 11.28 | 12.48 | 13.28 | | 20.78 | 22.78 | | 30.09 | 31.10 | 31.57 | |
| PARZIALI PROGETTO | | | | | | 5.33 | | | | | 0.80 | 1.20 | 1.75 | | | 8.00 | | 2.50 | | 8.00 | 2.03 | 1.20 | 0.80 | | 7.50 | | 2.00 | 7.31 | 1.01 | 0.47 | 1.01 | |
| QUOTE PROGETTO | | | | | | | 73.81 | | | | 73.88 | 73.88 | 73.73 | 73.78 | | | 73.98 | 73.98 | | 73.78 | | 73.73 | 73.88 | 73.88 | | 78.88 | 78.88 | | 83.75 | 83.75 | 83.28 | 83.79 |

PROFILO SS195

SEZIONE 74

PROGRESSIVA 22960.00

CAREGGIATA SUD

DN DEMOLIZIONE NERI m² 1.83
 DP DEM. PACCHETTO m² 3.68
 SC SCOTICO m² 0.78
 SV SCAVO m² 1.88

| | | | | | | | | | | |
|-----------|----------|-----------------------------|-------------------------------|--------|----------------|--------|---------------------------|-------------------------|----------|-----------|
| Arginello | Banchina | Corsia marcia dir. Cagliari | Corsia sorpasso dir. Cagliari | Banch. | Spartitraffico | Banch. | Corsia sorpasso dir. Pula | Corsia marcia dir. Pula | Banchina | Arginello |
|-----------|----------|-----------------------------|-------------------------------|--------|----------------|--------|---------------------------|-------------------------|----------|-----------|

CAREGGIATA NORD

DN DEMOLIZIONE NERI m² 1.84
 DP DEM. PACCHETTO m² 3.68
 SV SCAVO m² 0.83

RAMPA C

SC SCOTICO m² 5.13
 SV SCAVO m² 48.35

66

200
200

| | | | | | | | | | | | | | | | | | | | | | | | | | | | | | | | | |
|----------------------|--------|--------|--------|--------|--------|------|-------|-------|-------|-------|-------|-------|-------|-------|-------|-------|-------|-------|-------|-------|-------|-------|-------|-------|-------|-------|-------|-------|-------|-------|-------|-------|
| PROGRESSIVE TERRENO | -30.00 | -26.67 | -20.10 | -19.30 | -18.67 | | -9.44 | -5.30 | -0.16 | 0.48 | 5.55 | 9.50 | 10.14 | 11.56 | 14.29 | 14.66 | 15.83 | 16.14 | 17.61 | 19.09 | 20.11 | 20.55 | 21.66 | 22.23 | 23.88 | 24.46 | 25.19 | 25.85 | 27.63 | 28.37 | | |
| PARZIALI TERRENO | 3.33 | 6.57 | 0.80 | 0.63 | | 9.23 | 4.14 | 5.14 | 0.64 | 5.07 | 3.95 | 0.64 | 1.42 | 2.73 | 0.37 | 1.17 | 0.31 | 1.47 | 1.48 | 1.02 | 0.44 | 1.11 | 0.57 | 1.65 | 0.58 | 0.73 | 0.66 | 1.78 | 0.74 | 7.66 | | |
| QUOTE TERRENO | 73.44 | 73.65 | 73.54 | 73.54 | 73.56 | | 73.82 | 73.90 | 74.03 | 74.05 | 73.88 | 73.75 | 73.85 | 74.00 | 75.79 | 76.00 | 76.79 | 77.00 | 77.99 | 79.00 | 79.70 | 80.00 | 80.76 | 81.15 | 82.29 | 82.50 | 82.95 | 83.10 | 83.23 | 83.30 | | |
| PROGRESSIVE PROGETTO | | | | | | | | | | | | 9.25 | | 12.35 | 13.55 | 14.35 | | | | | | | 21.85 | | 23.85 | | | | 28.45 | 29.45 | 30.95 | 31.95 |
| PARZIALI PROGETTO | | | | | | | | 8.00 | 2.50 | | 8.00 | 3.10 | | 1.20 | 0.80 | | | | 7.50 | | | | 2.00 | | | 4.60 | 1.00 | 1.50 | 1.00 | 3.01 | | |
| QUOTE PROGETTO | | | | | | | 73.72 | 73.79 | 73.64 | 73.69 | | 73.89 | 73.89 | | 73.69 | 73.61 | 73.76 | 73.76 | | | | | 78.76 | | 78.76 | | | 81.83 | 81.83 | 80.33 | 80.33 | |

PROFILO SS195
 SEZIONE 76
 PROGRESSIVA 23000.00

| | | | | | | | | | | | | |
|-----------|----------|---------------------------------|-----------------------------|-------------------------------|--------|----------------|--------|---------------------------|-------------------------|-----------------------------|----------|-----------|
| Arginello | Banchina | Corsia Diversione dir. Cagliari | Corsia marcia dir. Cagliari | Corsia sorpasso dir. Cagliari | Banch. | Spartitraffico | Banch. | Corsia sorpasso dir. Pula | Corsia marcia dir. Pula | Corsia Diversione dir. Pula | Banchina | Arginello |
|-----------|----------|---------------------------------|-----------------------------|-------------------------------|--------|----------------|--------|---------------------------|-------------------------|-----------------------------|----------|-----------|

CAREGGIATA NORD
 DN DEMOLIZIONE NERI m² 1.85
 DP DEM. PACCHETTO m² 3.71
 SV SCAVO m² 0.92

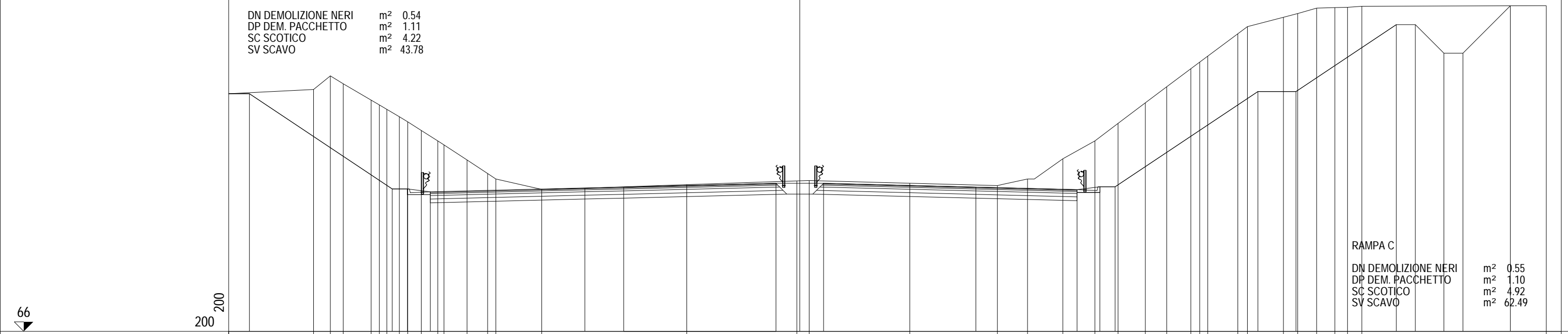
CAREGGIATA SUD

DN DEMOLIZIONE NERI m² 1.86
 DP DEM. PACCHETTO m² 3.69

RAMPA A

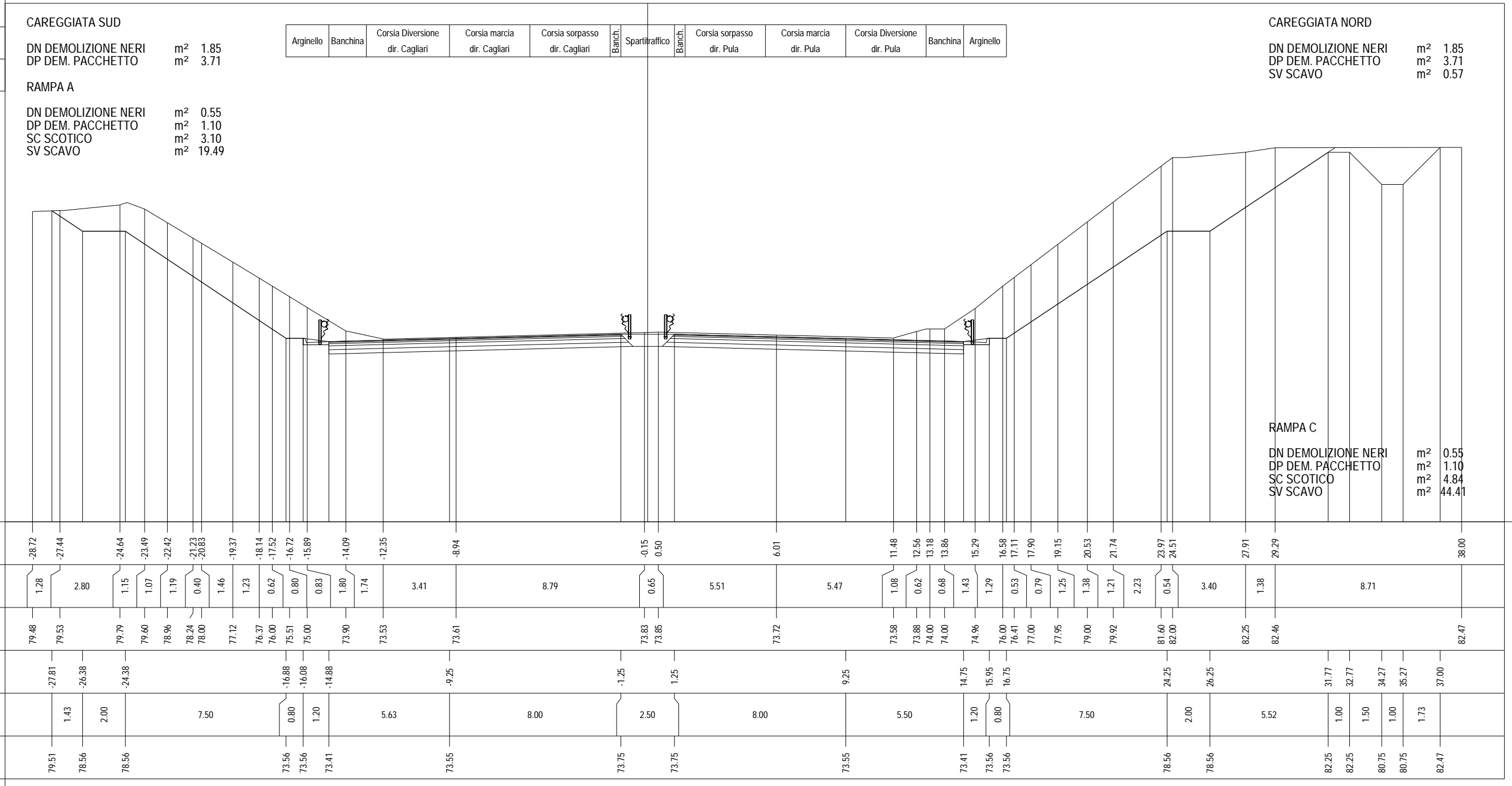
DN DEMOLIZIONE NERI m² 0.54
 DP DEM. PACCHETTO m² 1.11
 SC SCOTICO m² 4.22
 SV SCAVO m² 43.78

RAMPA C
 DN DEMOLIZIONE NERI m² 0.55
 DP DEM. PACCHETTO m² 1.10
 SC SCOTICO m² 4.92
 SV SCAVO m² 62.49



| | | | | | | | | | | | | | | | | | | | | | | | | | | | | | | | | | | | | | | | | |
|----------------------|--------|--------|--------|--------|--------|--------|--------|--------|--------|--------|--------|--------|--------|--------|--------|--------|-------|-------|-------|-------|-------|-------|-------|-------|-------|-------|-------|-------|-------|-------|-------|-------|-------|-------|-------|-------|-------|-------|-------|-------|
| PROGRESSIVE TERRENO | -30.00 | -25.54 | -24.66 | -23.98 | -22.52 | -22.08 | -21.69 | -21.03 | -20.59 | -19.88 | -19.02 | -18.69 | -17.48 | -16.40 | -15.97 | -13.55 | -5.94 | -0.15 | 0.49 | 5.78 | 10.38 | 11.96 | 13.82 | 15.50 | 16.72 | 18.15 | 19.27 | 20.54 | 21.01 | 21.43 | 23.01 | 23.51 | 25.41 | 26.15 | 27.15 | 28.11 | 28.77 | 29.53 | 39.21 | |
| PARZIALI TERRENO | 4.46 | 0.88 | 0.68 | 1.46 | 0.44 | 0.39 | 0.66 | 0.44 | 0.71 | 0.86 | 0.33 | 1.21 | 1.08 | 0.43 | 2.42 | 7.61 | 5.79 | 0.64 | 5.29 | 4.60 | 1.58 | 1.86 | 1.68 | 1.22 | 1.43 | 1.12 | 1.27 | 0.47 | 0.42 | 1.58 | 0.50 | 1.90 | 0.74 | 1.00 | 0.96 | 0.66 | 0.76 | 9.68 | | |
| QUOTE TERRENO | 78.48 | 80.00 | 79.41 | 79.00 | 78.14 | 77.89 | 77.66 | 77.21 | 77.00 | 76.55 | 76.00 | 75.79 | 75.00 | 74.29 | 74.00 | 73.45 | 73.70 | 73.90 | 73.92 | 73.78 | 73.65 | 74.00 | 75.06 | 76.00 | 76.92 | 78.00 | 78.84 | 79.79 | 80.14 | 80.45 | 81.62 | 82.00 | 82.49 | 82.69 | 82.97 | 83.00 | 83.01 | 83.07 | 83.10 | |
| PROGRESSIVE PROGETTO | -30.00 | -28.91 | | | -21.41 | -20.61 | -19.41 | | | -11.29 | -9.25 | | | | | -1.25 | 1.25 | | | 9.25 | | 14.56 | 15.76 | 16.56 | | 24.06 | 26.06 | | | | | | | | | 31.33 | 32.33 | 33.83 | 34.83 | 37.32 |
| PARZIALI PROGETTO | 1.09 | 7.50 | | | 0.80 | 1.20 | | | 8.12 | 2.04 | | | 8.00 | | | 2.50 | 8.00 | | | 5.31 | | 1.20 | 0.80 | | 7.50 | 2.00 | | | | | | | | 5.27 | | | 1.00 | 1.50 | 1.00 | 2.49 |
| QUOTE PROGETTO | 78.48 | 78.48 | | | 73.48 | 73.48 | 73.33 | | | 73.53 | 73.57 | | | 73.77 | 73.77 | | 73.57 | | | 73.57 | | 73.44 | 73.59 | 73.59 | | 78.59 | 78.59 | | | | | | | | 82.11 | 82.11 | 80.61 | 80.61 | 83.09 | |

PROFILO SS195
 SEZIONE 77
 PROGRESSIVA 23020.00

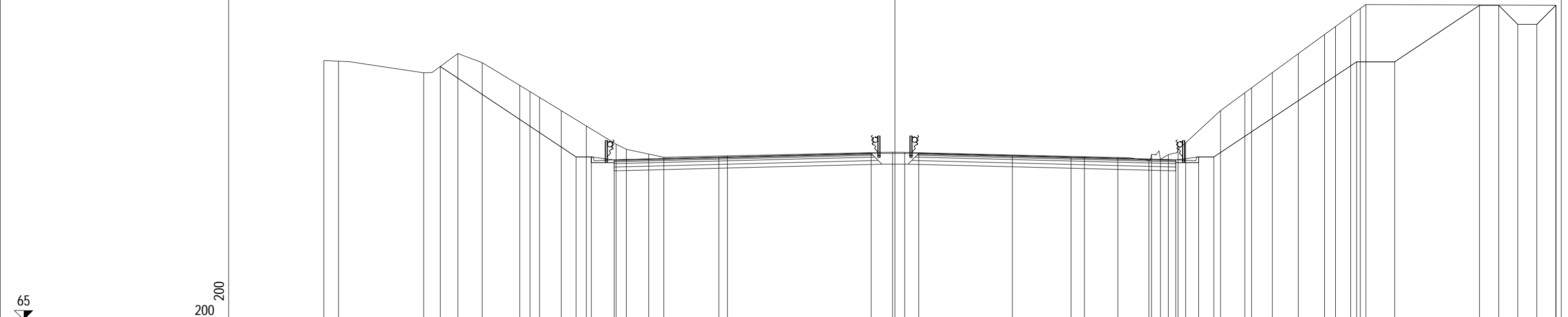


PROFILO SS195
 SEZIONE 78
 PROGRESSIVA 23040.00

CAREGGIATA SUD
 DN DEMOLIZIONE NERI m² 1.85
 DP DEM. PACCHETTO m² 3.70
 RAMPA A
 DN DEMOLIZIONE NERI m² 0.55
 DP DEM. PACCHETTO m² 1.09
 SC SCOTICO m² 2.36
 SV SCAVO m² 14.86

| | | | | | | | | | | | | |
|-----------|----------|---------------------------------|-----------------------------|-------------------------------|--------|----------------|--------|---------------------------|-------------------------|-----------------------------|----------|-----------|
| Arginello | Banchina | Corsia Diversione dir. Cagliari | Corsia marcia dir. Cagliari | Corsia sorpasso dir. Cagliari | Banch. | Spartitraffico | Banch. | Corsia sorpasso dir. Pula | Corsia marcia dir. Pula | Corsia Diversione dir. Pula | Banchina | Arginello |
|-----------|----------|---------------------------------|-----------------------------|-------------------------------|--------|----------------|--------|---------------------------|-------------------------|-----------------------------|----------|-----------|

CAREGGIATA NORD
 DN DEMOLIZIONE NERI m² 1.85
 DP DEM. PACCHETTO m² 3.70
 RAMPA C
 DN DEMOLIZIONE NERI m² 0.55
 DP DEM. PACCHETTO m² 1.10
 SC SCOTICO m² 4.72
 SV SCAVO m² 33.10



| | | | | | | | | | | | | | | | | | | | | | | | | | | | | | | | | | | | | | | | | |
|----------------------|--------|--------|--------|--------|--------|--------|--------|--------|--------|--------|--------|--------|--------|--------|-------|-------|-------|-------|-------|-------|-------|-------|-------|-------|-------|-------|-------|-------|-------|-------|-------|-------|-------|-------|-------|-------|-------|-------|-------|-------|
| PROGRESSIVE TERRENO | -30.00 | -29.23 | -24.76 | -22.96 | -21.68 | -19.71 | -19.17 | -18.67 | -17.53 | -16.21 | -14.65 | -14.11 | -12.93 | -12.14 | -8.80 | -0.13 | 0.51 | 6.17 | 9.95 | 11.71 | 13.34 | 13.48 | 13.95 | 14.36 | 14.87 | 15.27 | 17.10 | 18.38 | 18.73 | 19.82 | 21.19 | 22.56 | 23.14 | 23.94 | 24.44 | 24.74 | 34.72 | | | |
| PARZIALI TERRENO | 0.77 | 4.47 | 1.80 | 1.28 | 1.97 | 0.54 | 0.50 | 1.14 | 1.32 | 1.56 | 0.54 | 1.18 | 0.79 | 3.34 | 8.67 | 0.64 | 5.66 | 3.78 | 1.76 | 1.63 | 0.14 | 0.47 | 0.41 | 0.51 | 0.40 | 1.83 | 1.28 | 0.35 | 1.09 | 1.37 | 1.37 | 0.58 | 0.80 | 0.50 | 0.30 | 9.98 | | | | |
| QUOTE TERRENO | 78.63 | 78.60 | 77.99 | 79.00 | 78.52 | 77.33 | 77.00 | 76.69 | 76.00 | 75.19 | 74.24 | 73.97 | 73.72 | 73.55 | 73.62 | 73.82 | 73.80 | 73.67 | 73.58 | 73.54 | 73.39 | 73.68 | 73.44 | 73.69 | 73.98 | 74.31 | 76.00 | 76.94 | 77.20 | 78.00 | 78.99 | 80.00 | 80.42 | 81.00 | 81.37 | 81.98 | 81.54 | | | |
| PROGRESSIVE PROGETTO | | | -23.88 | | | | | | -16.75 | -15.95 | -14.75 | | | | -9.25 | -1.25 | 1.25 | | 9.25 | | | | | | 14.75 | 15.95 | 16.75 | | | | | | 24.25 | 26.25 | | 30.70 | 31.71 | 32.71 | 33.71 | 34.72 |
| PARZIALI PROGETTO | | | | | 7.13 | | | | 0.80 | 1.20 | | | 5.50 | | 8.00 | 2.50 | | 8.00 | | 5.50 | | | | | 1.20 | 0.80 | | 7.50 | | | | 2.00 | | 4.45 | 1.01 | 1.00 | 1.00 | 1.01 | | |
| QUOTE PROGETTO | | | 78.32 | | | | | | 73.57 | 73.57 | 73.42 | | | 73.55 | | 73.75 | 73.75 | | 73.55 | | | | | | 73.42 | 73.57 | 73.57 | | | | | | 78.57 | 78.57 | | 81.54 | 81.54 | 80.54 | 80.54 | 81.54 |

PROFILO SS195
 SEZIONE 79
 PROGRESSIVA 23060.00

RAMPAGIATA SUD

DN DEMOLIZIONE NERI m² 1.84
 DP DEM. PACCHETTO m² 3.71
 SC SCOTICO
 SV SCAVO

DN DEMOLIZIONE NERI m² 0.55
 DP DEM. PACCHETTO m² 1.10
 m² 2.10
 m² 12.08

| | | | | | | | | | | | | |
|-----------|----------|---------------------------------|-----------------------------|-------------------------------|--------|----------------|--------|---------------------------|-------------------------|-----------------------------|----------|-----------|
| Arginello | Banchina | Corsia Diversione dir. Cagliari | Corsia marcia dir. Cagliari | Corsia sorpasso dir. Cagliari | Banch. | Spartitraffico | Banch. | Corsia sorpasso dir. Pula | Corsia marcia dir. Pula | Corsia Diversione dir. Pula | Banchina | Arginello |
|-----------|----------|---------------------------------|-----------------------------|-------------------------------|--------|----------------|--------|---------------------------|-------------------------|-----------------------------|----------|-----------|

CAREGGIATA NORD

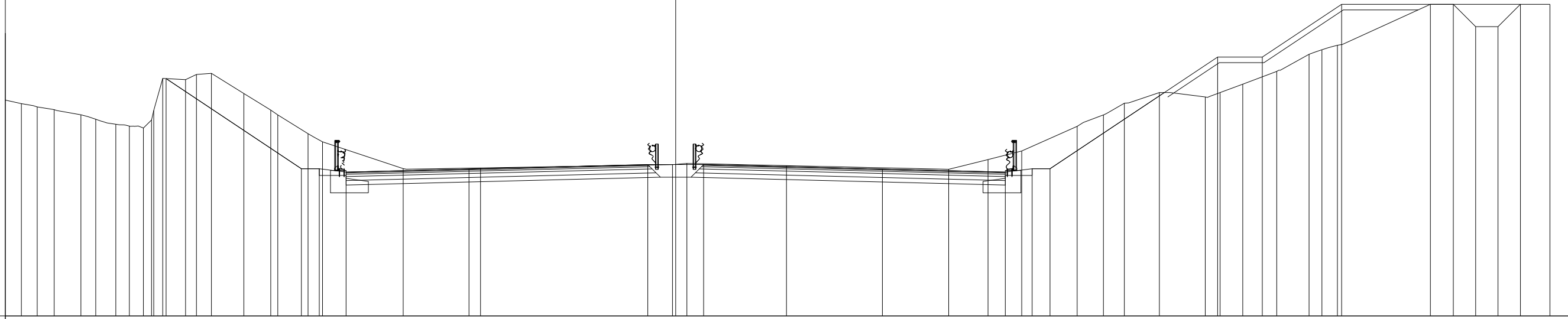
DN DEMOLIZIONE NERI m² 1.86
 DP DEM. PACCHETTO m² 3.71
 TE RIPORTO m² 12.19

RAMPA C

DN DEMOLIZIONE NERI m² 0.55
 DP DEM. PACCHETTO m² 1.10
 SC SCOTICO m² 5.12
 SV SCAVO m² 8.47
 TE RIPORTO m² 9.66
 VE VEGETALE m² 3.14

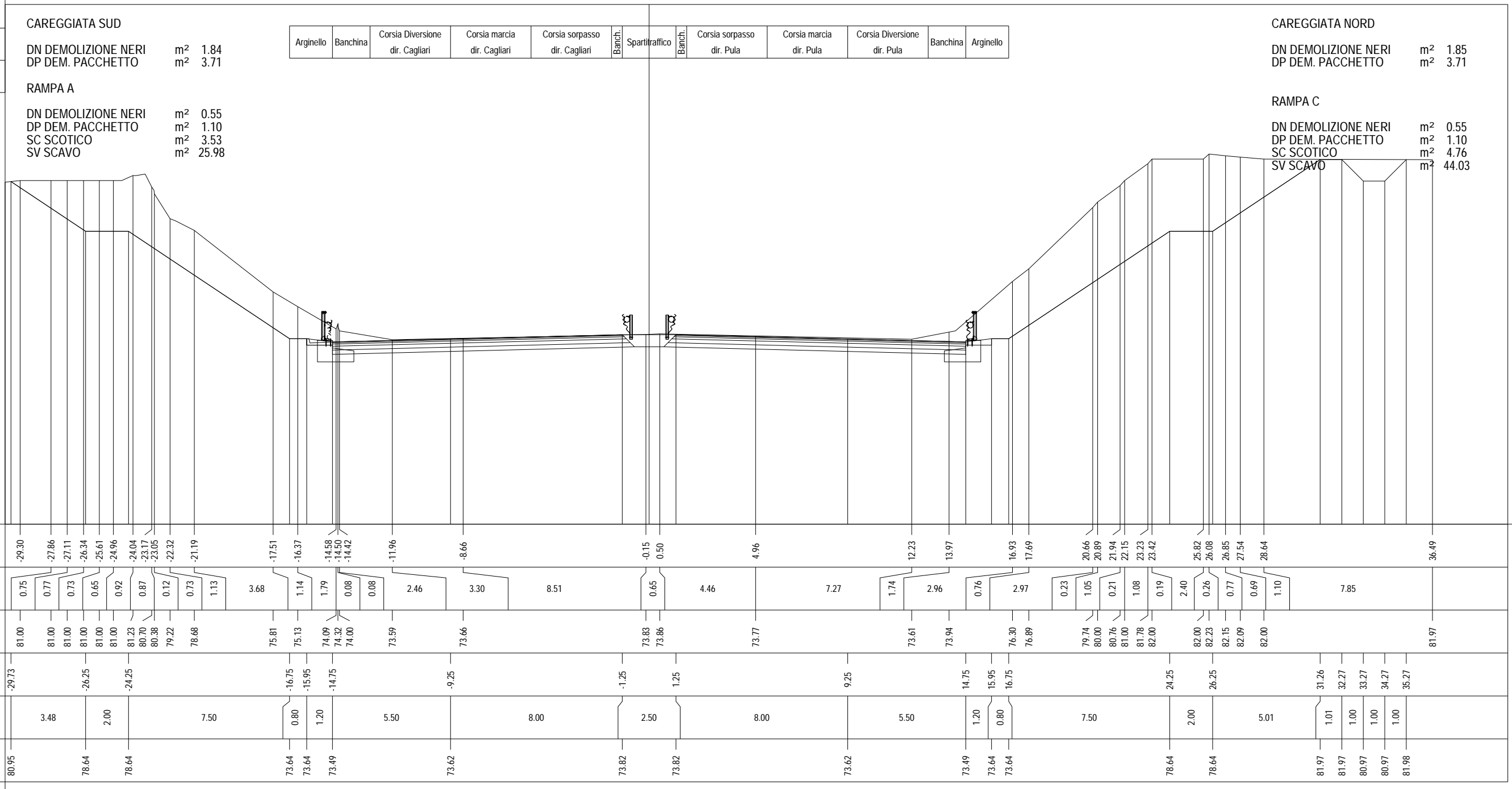
65

200
 200



| | | | | | | | | | | | | | | | | | | | | | | | | | | | | | | | | | | | | | | | | | | | | | | | | | |
|----------------------|--------|--------|--------|--------|--------|--------|--------|--------|--------|--------|--------|--------|--------|--------|--------|--------|--------|--------|--------|--------|-------|------|-------|-------|-------|------|-------|-------|-------|-------|-------|-------|-------|-------|-------|-------|-------|-------|-------|-------|-------|-------|-------|-------|-------|--|--|--|--|
| PROGRESSIVE TERRENO | -29.28 | -28.57 | -27.81 | -26.62 | -25.95 | -25.06 | -24.45 | -23.82 | -23.46 | -22.96 | -21.93 | -21.45 | -20.78 | -19.32 | -18.12 | -17.81 | -16.45 | -15.80 | | -12.19 | -8.73 | | -0.14 | 0.50 | | 4.96 | | 12.22 | 13.98 | 15.48 | 17.97 | 19.14 | 20.08 | 21.64 | 23.70 | 24.36 | 25.38 | 26.90 | 28.34 | 28.92 | 29.61 | 33.77 | | 39.12 | | | | | |
| PARZIALI TERRENO | 0.89 | 0.61 | 0.63 | 0.36 | 0.10 | 0.40 | 1.03 | 0.48 | 0.67 | 1.46 | 1.20 | 0.31 | 1.36 | 0.65 | 3.61 | 3.46 | 8.59 | 0.64 | 4.46 | 7.26 | 1.76 | 1.50 | 2.49 | 1.17 | 0.94 | 1.56 | 2.06 | 0.66 | 1.02 | 1.52 | 1.44 | 0.58 | 0.69 | 4.16 | 5.35 | | | | | | | | | | | | | | |
| QUOTE TERRENO | 76.50 | 76.36 | 76.24 | 76.01 | 75.81 | 75.58 | 75.50 | 75.41 | 75.71 | 76.20 | 71.63 | 71.58 | 71.81 | 71.86 | 76.96 | 76.22 | 76.00 | 75.16 | 74.79 | 73.59 | 73.63 | | 73.77 | 73.83 | 73.73 | | 73.57 | 74.00 | 74.38 | 75.49 | 76.00 | 76.52 | 77.00 | 76.80 | 77.00 | 77.38 | 77.95 | 77.95 | 78.71 | 78.92 | 79.12 | 80.95 | | 80.95 | | | | | |
| PROGRESSIVE PROGETTO | | | | | | | | | | -22.80 | | | | | | | | -16.75 | -15.95 | -14.75 | | | -1.25 | 1.25 | | | 9.25 | | 14.75 | 15.95 | 16.75 | | 24.25 | | 26.25 | | | | 29.80 | | | 34.80 | 35.80 | 36.80 | 37.80 | | | | |
| PARZIALI PROGETTO | | | | | | | | | | | 6.05 | | | | | | | 0.80 | 1.20 | 5.50 | | | 8.00 | 2.50 | 8.00 | | 5.50 | 1.20 | 0.80 | 7.50 | | 2.00 | | 3.55 | | | 5.00 | | | 1.00 | 1.00 | 1.00 | | | | | | | |
| QUOTE PROGETTO | | | | | | | | | | 77.63 | | | | | | | | 73.59 | 73.59 | 73.44 | | | 73.58 | 73.78 | 73.78 | | 73.58 | 73.44 | 73.59 | 73.59 | | 78.59 | | 78.59 | | | 80.95 | | | 80.95 | 79.95 | 79.95 | 80.96 | | | | | | |

PROFILO SS195
 SEZIONE 80
 PROGRESSIVA 23080.00



65
 200
 200

PROFILO SS195
 SEZIONE 81
 PROGRESSIVA 23100.00

CAREGGIATA SUD

| | | |
|---------------------|----------------|------|
| DN DEMOLIZIONE NERI | m ² | 1.86 |
| DP DEM. PACCHETTO | m ² | 3.70 |

RAMPA A

| | | |
|---------------------|----------------|-------|
| DN DEMOLIZIONE NERI | m ² | 0.55 |
| DP DEM. PACCHETTO | m ² | 1.10 |
| SC SCOTICO | m ² | 2.14 |
| SV SCAVO | m ² | 11.36 |

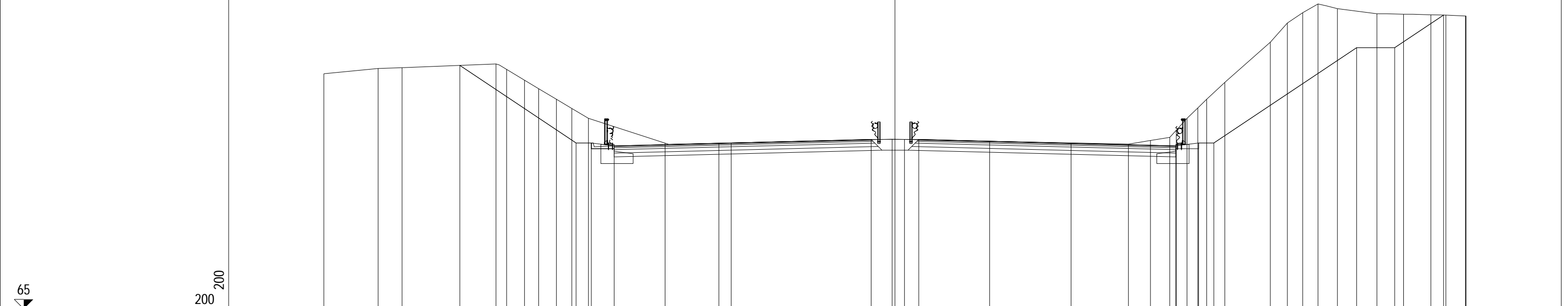
| | | | | | | | | | | | | |
|-----------|----------|---------------------------------|-----------------------------|-------------------------------|--------|----------------|--------|---------------------------|-------------------------|-----------------------------|----------|-----------|
| Arginello | Banchina | Corsia Diversione dir. Cagliari | Corsia marcia dir. Cagliari | Corsia sorpasso dir. Cagliari | Banch. | Spartitraffico | Banch. | Corsia sorpasso dir. Pula | Corsia marcia dir. Pula | Corsia Diversione dir. Pula | Banchina | Arginello |
|-----------|----------|---------------------------------|-----------------------------|-------------------------------|--------|----------------|--------|---------------------------|-------------------------|-----------------------------|----------|-----------|

CAREGGIATA NORD

| | | |
|---------------------|----------------|------|
| DN DEMOLIZIONE NERI | m ² | 1.85 |
| DP DEM. PACCHETTO | m ² | 3.71 |
| TE RIPOSTO | m ² | 0.20 |

RAMPA C

| | | |
|---------------------|----------------|-------|
| DN DEMOLIZIONE NERI | m ² | 0.55 |
| DP DEM. PACCHETTO | m ² | 1.10 |
| SC SCOTICO | m ² | 3.32 |
| SV SCAVO | m ² | 32.09 |



| | | | | | | | | | | | | | | | | | | | | | | | | | | | | | | | | | | |
|----------------------|--------|--------|--------|--------|--------|--------|--------|--------|--------|--------|--------|-------|-------|-------|-------|-------|-------|-------|-------|-------|-------|-------|-------|-------|-------|-------|-------|-------|-------|-------|-------|-------|-------|-------|
| PROGRESSIVE TERRENO | -30.00 | -27.15 | -25.89 | -20.96 | -20.40 | -19.46 | -18.72 | -17.78 | -16.98 | -16.10 | -12.08 | -8.60 | -0.15 | 0.50 | 4.97 | 12.26 | 13.42 | 14.43 | 14.78 | 15.34 | 15.91 | 16.37 | 17.33 | 19.72 | 20.61 | 21.42 | 22.22 | 23.24 | 25.32 | 26.72 | 28.15 | 28.94 | 29.97 | 30.00 |
| PARZIALI TERRENO | 2.85 | 1.26 | 4.93 | 0.56 | 0.94 | 0.74 | 0.94 | 0.80 | 0.88 | 4.02 | 3.48 | 8.45 | 0.65 | 4.47 | 7.29 | 1.16 | 1.01 | 0.35 | 0.56 | 0.57 | 0.46 | 0.96 | 2.39 | 0.89 | 0.81 | 0.80 | 1.02 | 2.08 | 1.40 | 1.43 | 0.79 | 1.03 | 0.03 | |
| QUOTE TERRENO | 77.34 | 77.61 | 77.66 | 77.85 | 77.57 | 77.00 | 76.55 | 76.00 | 75.52 | 75.00 | 73.70 | 73.71 | 73.90 | 73.89 | 73.80 | 73.64 | 73.84 | 74.00 | 74.37 | 75.00 | 75.54 | 76.00 | 76.88 | 78.99 | 80.00 | 80.54 | 81.00 | 80.75 | 80.49 | 80.46 | 80.43 | 80.41 | 80.37 | 80.37 |
| PROGRESSIVE PROGETTO | | | | -22.86 | | | | -16.75 | -15.95 | -14.75 | | -9.25 | -1.25 | 1.25 | | 9.25 | | | 14.75 | 15.95 | 16.75 | | | | | | 24.25 | 26.25 | | 28.82 | | | | |
| PARZIALI PROGETTO | | | | 6.11 | | | 0.80 | 1.20 | | 5.50 | | 8.00 | 2.50 | 8.00 | 5.50 | 1.20 | 0.80 | | 7.50 | | | | | | | | 2.00 | 2.57 | | | | | | |
| QUOTE PROGETTO | | | | 77.78 | | | 73.71 | 73.71 | 73.56 | | 73.69 | | 73.89 | 73.89 | 73.69 | | | | 73.56 | 73.71 | 73.71 | | | | | | 78.71 | 78.71 | | 80.42 | | | | |

PROFILO SS195
 SEZIONE 82
 PROGRESSIVA 23120.00

CAREGGIATA SUD

DN DEMOLIZIONE NERI m² 1.85
 DP DEM. PACCHETTO m² 3.71

RAMPA A

DN DEMOLIZIONE NERI m² 0.55
 DP DEM. PACCHETTO m² 1.10
 SC SCOTICO m² 2.71
 SV SCAVO m² 8.55

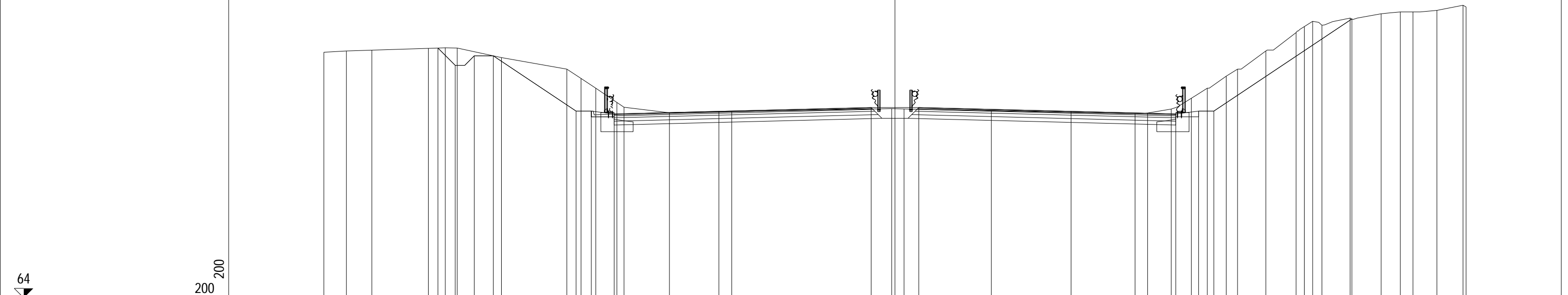
| | | | | | | | | | | | | |
|-----------|----------|---------------------------------|-----------------------------|-------------------------------|--------|----------------|--------|---------------------------|-------------------------|-----------------------------|----------|-----------|
| Arginello | Banchina | Corsia Diversione dir. Cagliari | Corsia marcia dir. Cagliari | Corsia sorpasso dir. Cagliari | Banch. | Spartitraffico | Banch. | Corsia sorpasso dir. Pula | Corsia marcia dir. Pula | Corsia Diversione dir. Pula | Banchina | Arginello |
|-----------|----------|---------------------------------|-----------------------------|-------------------------------|--------|----------------|--------|---------------------------|-------------------------|-----------------------------|----------|-----------|

CAREGGIATA NORD

DN DEMOLIZIONE NERI m² 1.85
 DP DEM. PACCHETTO m² 3.71
 TE RIPORTO m² 0.90

RAMPA C

DN DEMOLIZIONE NERI m² 0.55
 DP DEM. PACCHETTO m² 1.11
 SC SCOTICO m² 2.40
 SV SCAVO m² 9.08



64
 200
 200

| | | | | | | | | | | | | | | | | | | | | | | | | | | | | | | | | | | | | |
|----------------------|--------|--------|--------|--------|--------|--------|--------|--------|--------|--------|--------|--------|--------|-------|-------|-------|-------|-------|-------|-------|-------|-------|-------|-------|-------|-------|-------|-------|-------|-------|-------|-------|-------|-------|-------|-------|
| PROGRESSIVE TERRENO | -30.00 | -28.82 | -27.48 | -24.51 | -23.62 | -22.99 | -20.67 | -17.24 | -16.49 | -15.72 | -14.61 | -14.23 | -11.85 | -8.57 | -0.17 | 0.48 | 5.06 | 12.61 | 13.27 | 14.51 | 15.57 | 16.41 | 17.40 | 17.99 | 19.48 | 21.07 | 21.50 | 21.94 | 22.43 | 23.91 | 25.54 | 26.55 | 27.21 | 28.47 | 29.84 | 30.00 |
| PARZIALI TERRENO | 1.18 | 1.34 | 2.97 | 0.89 | 0.63 | 2.32 | 3.43 | 0.75 | 0.77 | 1.11 | 0.38 | 2.38 | 3.28 | 8.40 | 0.65 | 4.58 | 7.55 | 0.66 | 1.24 | 1.06 | 0.84 | 0.99 | 0.59 | 1.49 | 1.59 | 0.43 | 0.44 | 0.49 | 1.48 | 1.63 | 1.01 | 0.66 | 1.26 | 1.37 | 0.16 | |
| QUOTE TERRENO | 76.89 | 76.95 | 76.99 | 77.09 | 77.12 | 77.11 | 76.61 | 76.00 | 75.51 | 75.00 | 74.25 | 74.00 | 73.71 | 73.77 | 73.93 | 73.91 | 73.82 | 73.66 | 73.70 | 73.91 | 74.47 | 75.00 | 75.63 | 76.00 | 76.95 | 77.92 | 78.23 | 78.51 | 78.30 | 78.68 | 78.90 | 79.00 | 79.00 | 79.08 | 79.35 | 79.26 |
| PROGRESSIVE PROGETTO | | | | -24.01 | -23.10 | -22.10 | -21.10 | -16.75 | -15.95 | -14.75 | | | -9.25 | | -1.25 | 1.25 | 9.25 | | | 14.75 | 15.95 | 16.75 | | | | | | | 24.00 | | | | | | | |
| PARZIALI PROGETTO | | | | 0.91 | 1.00 | 1.00 | 4.35 | 0.80 | 1.20 | 5.50 | | | 8.00 | | 2.50 | 8.00 | 5.50 | | | 1.20 | 0.80 | 7.25 | | | | | | | | | | | | | | |
| QUOTE PROGETTO | | | | 77.11 | 76.20 | 76.70 | 76.70 | 73.80 | 73.80 | 73.65 | | | 73.79 | | 73.99 | 73.99 | 73.79 | | | 73.65 | 73.80 | 73.80 | | | | | | | 78.63 | | | | | | | |

PROFILO SS195
 SEZIONE 84
 PROGRESSIVA 23160.00

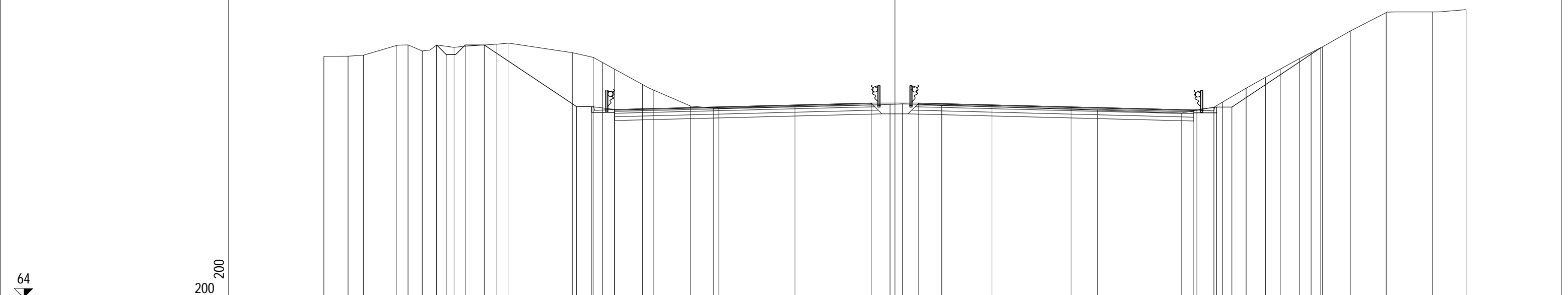
CAREGGIATA SUD

DN DEMOLIZIONE NERI m² 1.83
 DP DEM. PACCHETTO m² 3.71
 RAMPA A
 SC SCOTICO m² 3.21
 SV SCAVO m² 17.52

| | | | | | | | | | | | | |
|-----------|----------|---------------------------------|-----------------------------|-------------------------------|--------|----------------|--------|---------------------------|-------------------------|-----------------------------|----------|-----------|
| Arginello | Banchina | Corsia Diversione dir. Cagliari | Corsia marcia dir. Cagliari | Corsia sorpasso dir. Cagliari | Banch. | Spartitraffico | Banch. | Corsia sorpasso dir. Pula | Corsia marcia dir. Pula | Corsia Diversione dir. Pula | Banchina | Arginello |
|-----------|----------|---------------------------------|-----------------------------|-------------------------------|--------|----------------|--------|---------------------------|-------------------------|-----------------------------|----------|-----------|

CAREGGIATA NORD

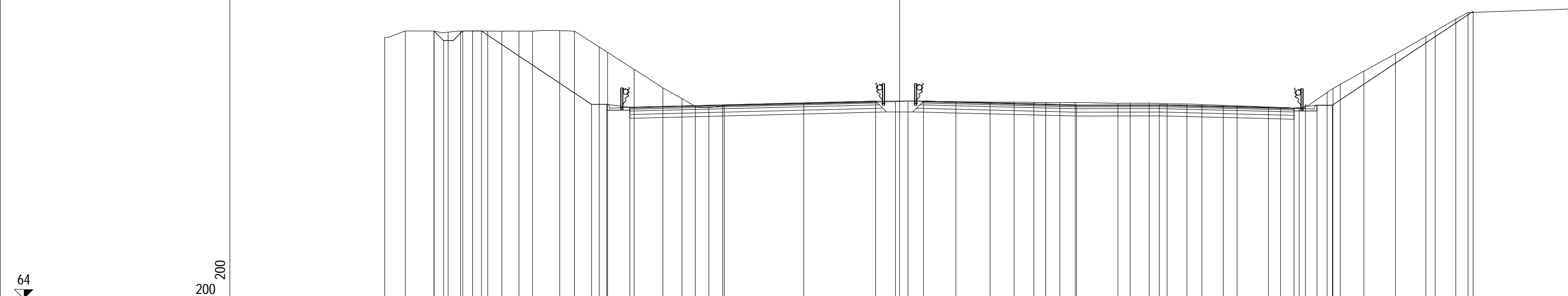
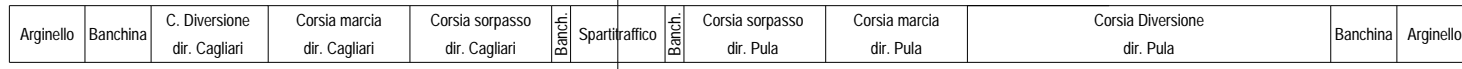
DN DEMOLIZIONE NERI m² 1.84
 DP DEM. PACCHETTO m² 3.71
 TE RIPORTO m² 1.03
 RAMPA C
 DN DEMOLIZIONE NERI m² 1.16
 DP DEM. PACCHETTO m² 2.30
 SC SCOTICO m² 1.34
 SV SCAVO m² 0.98



| | | | | | | | | | | | | | | | | | | | | | | | | | | | | | | | | | | | | | | |
|----------------------|--------|--------|--------|--------|--------|--------|--------|--------|--------|--------|--------|--------|--------|--------|--------|--------|--------|-------|-------|-------|-------|-------|-------|-------|-------|-------|-------|-------|-------|-------|-------|-------|-------|-------|-------|-------|-------|-------|
| PROGRESSIVE TERRENO | -30.00 | -28.73 | -27.93 | -26.20 | -25.58 | -24.83 | -24.07 | -23.16 | -20.91 | -20.28 | -16.95 | -15.85 | -15.36 | -14.73 | -13.26 | -12.70 | -10.73 | -9.55 | -5.25 | -0.26 | 0.40 | 2.46 | 5.10 | 10.63 | 15.06 | 15.86 | 16.75 | 17.21 | 18.45 | 19.46 | 20.24 | 21.26 | 21.86 | 22.46 | 23.92 | 25.80 | 28.22 | 30.00 |
| PARZIALI TERRENO | | 1.27 | 0.80 | 1.73 | 0.62 | 0.75 | 0.76 | 0.91 | 2.25 | 0.63 | 3.33 | 1.10 | 0.49 | 0.63 | 1.47 | 0.56 | 1.97 | 1.18 | 4.30 | 4.99 | 0.66 | 2.06 | 2.64 | 5.53 | 4.43 | 0.80 | 0.89 | 0.46 | 1.24 | 1.01 | 0.78 | 1.02 | 0.60 | 0.60 | 1.46 | 1.88 | 2.42 | 1.78 |
| QUOTE TERRENO | 76.68 | 76.68 | 76.73 | 77.24 | 77.21 | 76.95 | 77.27 | 77.14 | 77.31 | 77.36 | 76.86 | 76.62 | 76.35 | 76.00 | 75.19 | 74.91 | 74.06 | 73.96 | 74.03 | 74.14 | 74.18 | 74.11 | 74.03 | 73.85 | 73.70 | 73.84 | 74.00 | 74.27 | 75.00 | 75.57 | 76.00 | 76.56 | 76.87 | 77.17 | 78.00 | 78.97 | 79.00 | 79.12 |
| PROGRESSIVE PROGETTO | | | | -24.07 | -23.57 | -22.57 | -21.57 | | -16.72 | -15.92 | -14.72 | | | | | | | | -1.25 | 1.25 | | | 9.25 | | 15.70 | 16.90 | 17.70 | | | | | 22.37 | | | | | | |
| PARZIALI PROGETTO | | | | 0.50 | 1.00 | 1.00 | 4.85 | 0.80 | 1.20 | 5.47 | 8.00 | | | | | | | | 2.50 | 8.00 | | 6.45 | | | 1.20 | 0.80 | 4.67 | | | | | | | | | | | |
| QUOTE PROGETTO | | | | 77.27 | 76.77 | 77.27 | 77.27 | 74.03 | 74.03 | 73.88 | 74.02 | | | | | | | | 74.22 | 74.22 | | | 74.02 | | 73.86 | 74.01 | 74.01 | | | | | 77.12 | | | | | | |

PROFILO SS195
 SEZIONE 85
 PROGRESSIVA 23180.00

| | | | | | | | | | | | | | | | | | | | |
|---------------------|----------------|-------|--|--|--|--|--|--|--|--|--|--|---------------------|----------------|-----------------|--|--|--|--|
| CAREGGIATA SUD | | | | | | | | | | | | | | | CAREGGIATA NORD | | | | |
| DN DEMOLIZIONE NERI | m ² | 1.83 | | | | | | | | | | | DN DEMOLIZIONE NERI | m ² | 1.85 | | | | |
| DP DEM. PACCHETTO | m ² | 3.68 | | | | | | | | | | | DP DEM. PACCHETTO | m ² | 3.69 | | | | |
| RAMPA A | | | | | | | | | | | | | RAMPA C | | | | | | |
| SC SCOTICO | m ² | 3.32 | | | | | | | | | | | DN DEMOLIZIONE NERI | m ² | 2.15 | | | | |
| SV SCAVO | m ² | 20.26 | | | | | | | | | | | DP DEM. PACCHETTO | m ² | 4.26 | | | | |
| | | | | | | | | | | | | | SC SCOTICO | m ² | 1.99 | | | | |
| | | | | | | | | | | | | | SV SCAVO | m ² | 5.29 | | | | |



| | | | | | | | | | | | | | | | | | | | | | | | | | | | | | | | | | | | | | | | | | | | | | | | | | | | |
|----------------------|--------|--------|--------|--------|--------|--------|--------|--------|--------|--------|--------|--------|--------|--------|--------|--------|--------|--------|-------|-------|-------|-------|-------|-------|-------|-------|-------|-------|-------|-------|-------|-------|-------|-------|-------|-------|-------|-------|-------|-------|-------|-------|-------|-------|-------|-------|-------|-------|-------|-------|-------|
| PROGRESSIVE TERRENO | -26.91 | -25.83 | -24.33 | -23.59 | -22.94 | -22.31 | -21.53 | -20.79 | -19.89 | -19.18 | -17.76 | -16.99 | -15.70 | -15.26 | -13.87 | -12.37 | -11.37 | -10.68 | -9.97 | -9.17 | -5.01 | -0.22 | 0.44 | 2.94 | 4.73 | 5.98 | 7.01 | 7.64 | 8.38 | 9.18 | 11.41 | 12.05 | 13.05 | 13.98 | 15.02 | 15.80 | 16.92 | 17.64 | 19.27 | 19.91 | 20.88 | 21.21 | 22.34 | 22.65 | 23.03 | 24.26 | 25.91 | 27.50 | 27.99 | 29.07 | 29.71 |
| PARZIALI TERRENO | 1.08 | 1.50 | 0.74 | 0.65 | 0.63 | 0.78 | 0.74 | 0.90 | 0.71 | 1.42 | 0.77 | 1.29 | 0.44 | 1.39 | 1.50 | 1.00 | 0.69 | 0.71 | 0.80 | 4.16 | 4.79 | 0.66 | 2.50 | 1.79 | 1.25 | 1.03 | 0.63 | 0.74 | 0.80 | 2.23 | 0.64 | 1.00 | 0.93 | 1.04 | 0.78 | 1.12 | 0.72 | 1.63 | 0.64 | 0.97 | 0.33 | 1.13 | 0.31 | 0.38 | 1.23 | 1.65 | 1.59 | 0.49 | 1.08 | 0.64 | 5.69 |
| QUOTE TERRENO | 77.69 | 78.01 | 78.00 | 77.95 | 78.00 | 78.01 | 78.00 | 77.99 | 78.00 | 78.00 | 78.02 | 78.00 | 77.17 | 76.89 | 76.00 | 75.04 | 74.47 | 74.06 | 74.00 | 74.10 | 74.20 | 74.31 | 74.35 | 74.31 | 74.29 | 74.28 | 74.27 | 74.27 | 74.26 | 74.27 | 74.22 | 74.24 | 74.23 | 74.21 | 74.19 | 74.16 | 74.12 | 74.10 | 74.03 | 74.01 | 73.94 | 74.15 | 74.79 | 75.00 | 75.21 | 75.91 | 76.81 | 77.72 | 78.00 | 78.63 | 78.97 |
| PROGRESSIVE PROGETTO | | | -24.33 | -23.83 | -22.83 | -21.85 | | | | | | | -16.10 | -15.30 | -14.10 | | | | | -9.25 | | -1.25 | 1.25 | | | | | | | 9.25 | | | 13.57 | | | | | 20.61 | 21.81 | 22.61 | | | | | | | | | 29.97 | | |
| PARZIALI PROGETTO | | | 0.50 | 1.00 | 0.98 | | 5.75 | | | | | | 0.80 | 1.20 | | 4.85 | | | | 8.00 | | 2.50 | | 8.00 | | | | | | 4.32 | | | 7.04 | | | | 1.20 | 0.80 | | | 7.36 | | | | | | | | | | |
| QUOTE PROGETTO | | | 78.00 | 77.50 | 78.00 | 78.00 | | | | | | | 74.17 | 74.17 | 74.02 | | | | | 74.14 | | 74.34 | 74.34 | | | | | | | 74.14 | | | 74.15 | | | | | 73.97 | 74.12 | 74.12 | | | | | | | | | | 79.03 | |

64

200 200

PROFILO SS195
 SEZIONE 86
 PROGRESSIVA 23200.00

CAREGGIATA SUD

DN DEMOLIZIONE NERI m² 1.84
 DP DEM. PACCHETTO m² 3.70
 RAMPA A
 SC SCOTICO m² 3.37
 SV SCAVO m² 19.54

| | | | | | | | | | | | |
|-----------|----------|--|-----------------------------|-------------------------------|--------|----------------|--------|---------------------------|-------------------------|----------|-----------|
| Arginello | Banchina | | Corsia marcia dir. Cagliari | Corsia sorpasso dir. Cagliari | Banch. | Spartitraffico | Banch. | Corsia sorpasso dir. Pula | Corsia marcia dir. Pula | Banchina | Arginello |
|-----------|----------|--|-----------------------------|-------------------------------|--------|----------------|--------|---------------------------|-------------------------|----------|-----------|

CAREGGIATA NORD

DN DEMOLIZIONE NERI m² 1.86
 DP DEM. PACCHETTO m² 3.73
 SC SCOTICO m² 0.85
 SV SCAVO m² 2.05

64
 200 200

| | | | | | | | | | | | | | | | | | | | | | | | | | | | | | |
|----------------------|--------|--------|--------|--------|--------|--------|--------|--------|--------|--------|--------|--------|--------|-------|-------|-------|-------|-------|-------|-------|-------|-------|-------|-------|-------|-------|-------|-------|-------|
| PROGRESSIVE TERRENO | -27.89 | -26.37 | -25.52 | -24.86 | -21.29 | -19.72 | -17.91 | -17.26 | -15.83 | -15.08 | -13.78 | -12.10 | -10.12 | -9.13 | -4.96 | -0.18 | 0.46 | 5.64 | 6.45 | 9.51 | 12.95 | 15.01 | 19.47 | 23.75 | 24.68 | 25.96 | 28.63 | 29.47 | 30.00 |
| PARZIALI TERRENO | 1.52 | 0.85 | 0.66 | 3.57 | 1.57 | 1.81 | 0.65 | 1.43 | 0.75 | 1.30 | 1.68 | 1.98 | 0.99 | 4.17 | 4.78 | 0.64 | 0.64 | 5.18 | 0.81 | 3.06 | 3.44 | 2.06 | 4.46 | 4.28 | 0.93 | 1.28 | 2.67 | 0.84 | 0.53 |
| QUOTE TERRENO | 78.89 | 79.09 | 79.15 | 79.20 | 79.20 | 79.15 | 79.00 | 78.52 | 77.50 | 77.00 | 76.11 | 75.00 | 74.49 | 74.23 | 74.34 | 74.46 | 74.48 | 74.38 | 74.36 | 74.30 | 75.00 | 75.22 | 75.39 | 75.45 | 75.44 | 75.43 | 75.39 | 75.38 | 75.38 |
| PROGRESSIVE PROGETTO | | -24.70 | -24.20 | -23.20 | -22.20 | | | | -14.87 | -14.07 | -12.87 | | -9.25 | | -1.25 | 1.25 | | 9.25 | 11.00 | 12.20 | 13.00 | 14.14 | | | | | | | |
| PARZIALI PROGETTO | | 0.50 | 1.00 | 1.00 | 7.33 | | | 0.80 | 1.20 | 3.62 | | 8.00 | | 2.50 | 8.00 | 1.75 | 1.20 | 0.80 | 1.14 | | | | | | | | | | |
| QUOTE PROGETTO | | 79.21 | 78.71 | 79.21 | 79.21 | | | 74.32 | 74.32 | 74.17 | | 74.26 | | 74.46 | 74.46 | | | 74.26 | 74.22 | 74.37 | 74.37 | 75.13 | | | | | | | |

PROFILO SS195
 SEZIONE 87
 PROGRESSIVA 23220.00

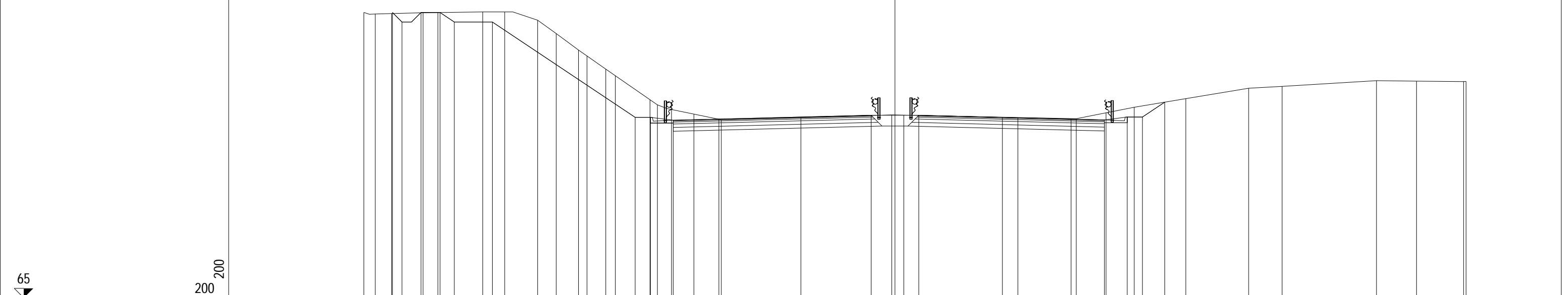
CAREGGIATA SUD

DN DEMOLIZIONE NERI m² 1.88
 DP DEM. PACCHETTO m² 3.71
 RAMPA A
 SC SCOTICO m² 3.75
 SV SCAVO m² 13.37

| | | | | | | | | | | |
|-----------|----------|-----------------------------|-------------------------------|--------|----------------|--------|---------------------------|-------------------------|----------|-----------|
| Arginello | Banchina | Corsia marcia dir. Cagliari | Corsia sorpasso dir. Cagliari | Banch. | Spartitraffico | Banch. | Corsia sorpasso dir. Pula | Corsia marcia dir. Pula | Banchina | Arginello |
|-----------|----------|-----------------------------|-------------------------------|--------|----------------|--------|---------------------------|-------------------------|----------|-----------|

CAREGGIATA NORD

DN DEMOLIZIONE NERI m² 1.86
 DP DEM. PACCHETTO m² 3.72
 SC SCOTICO m² 0.10
 SV SCAVO m² 1.85



| | | | | | | | | | | | | | | | | | | | | | | | | | | | | | | | | | |
|----------------------|--------|--------|--------|--------|--------|--------|--------|--------|--------|--------|--------|--------|--------|--------|--------|--------|--------|-------|-------|-------|-------|-------|-------|-------|-------|-------|-------|-------|-------|-------|-------|-------|-------|
| PROGRESSIVE TERRENO | -27.90 | -27.30 | -26.44 | -24.79 | -24.01 | -21.65 | -20.50 | -18.77 | -17.79 | -16.62 | -16.18 | -15.19 | -14.69 | -12.87 | -12.48 | -11.74 | -10.56 | -9.12 | -4.94 | -0.17 | 0.46 | 5.64 | 6.46 | 9.52 | 11.09 | 12.57 | 15.28 | 18.58 | 20.33 | 25.29 | 27.40 | 29.87 | 30.00 |
| PARZIALI TERRENO | 0.60 | 0.86 | 1.65 | 0.78 | 2.36 | 1.15 | 1.73 | 0.98 | 1.17 | 0.44 | 0.99 | 0.50 | 1.82 | 0.39 | 0.74 | 1.18 | 1.44 | 4.18 | 4.77 | 0.63 | 5.18 | 0.82 | 3.06 | 1.57 | 1.48 | 2.71 | 3.30 | 1.75 | 4.96 | 2.11 | 2.47 | 0.13 | |
| QUOTE TERRENO | 79.97 | 79.89 | 79.92 | 79.96 | 79.97 | 80.00 | 80.00 | 79.57 | 78.87 | 78.00 | 77.69 | 77.00 | 76.65 | 75.39 | 75.13 | 74.88 | 74.64 | 74.35 | 74.46 | 74.60 | 74.59 | 74.48 | 74.46 | 74.40 | 74.71 | 75.00 | 75.45 | 76.00 | 76.10 | 76.40 | 76.37 | 76.35 | 76.36 |
| PROGRESSIVE PROGETTO | -26.40 | -25.90 | -24.90 | -23.90 | -23.15 | -21.15 | | | | | | | | -13.65 | -12.85 | -11.65 | -9.25 | | | -1.25 | 1.25 | | | 9.25 | 11.00 | 12.20 | 13.00 | 14.17 | | | | | |
| PARZIALI PROGETTO | 0.50 | 1.00 | 1.00 | 0.75 | 2.00 | | | 7.50 | | | | | | 0.80 | 1.20 | 2.40 | | 8.00 | | 2.50 | | 8.00 | | 1.75 | 1.20 | 0.80 | 1.17 | | | | | | |
| QUOTE PROGETTO | 79.97 | 79.47 | 79.97 | 79.97 | 79.47 | 79.47 | | | | | | | | 74.47 | 74.47 | 74.32 | 74.38 | | | 74.58 | 74.58 | | | 74.38 | 74.34 | 74.49 | 74.49 | 75.27 | | | | | |

PROFILO SS195
 SEZIONE 88
 PROGRESSIVA 23240.00

CAREGGIATA SUD

DN DEMOLIZIONE NERI m² 1.87
 DP DEM. PACCHETTO m² 3.73
 SC SCOTICO m² 2.86
 SV SCAVO m² 10.12

| | | | | | | | | | | |
|-----------|----------|-----------------------------|-------------------------------|--------|----------------|--------|---------------------------|-------------------------|----------|-----------|
| Arginello | Banchina | Corsia marcia dir. Cagliari | Corsia sorpasso dir. Cagliari | Banch. | Spartitraffico | Banch. | Corsia sorpasso dir. Pula | Corsia marcia dir. Pula | Banchina | Arginello |
|-----------|----------|-----------------------------|-------------------------------|--------|----------------|--------|---------------------------|-------------------------|----------|-----------|

CAREGGIATA NORD

DN DEMOLIZIONE NERI m² 1.86
 DP DEM. PACCHETTO m² 3.72
 SC SCOTICO m² 0.12
 SV SCAVO m² 1.91
 TE RIPORTO m² 0.26

65
 200 200

| | | | | | | | | | | | | | | | | | | | | | | | | | | | |
|----------------------|--------|--------|--------|--------|--------|--------|--------|--------|--------|--------|--------|-------|-------|-------|-------|-------|-------|-------|-------|-------|-------|-------|-------|-------|-------|-------|-------|
| PROGRESSIVE TERRENO | -28.13 | -25.12 | -24.42 | -23.16 | -20.42 | -19.51 | -18.53 | -18.10 | -16.81 | -15.24 | -13.83 | -9.37 | -4.93 | -0.16 | 0.46 | 5.65 | 6.46 | 9.54 | 10.46 | 13.43 | 17.43 | 20.20 | 21.06 | 22.07 | 23.90 | 25.72 | 30.00 |
| PARZIALI TERRENO | 3.01 | 0.70 | 1.26 | 2.74 | 0.91 | 0.98 | 0.43 | 1.29 | 1.57 | 1.41 | 4.46 | 4.44 | 4.77 | 0.62 | 5.19 | 0.81 | 3.08 | 0.92 | 2.97 | 4.00 | 2.77 | 0.86 | 1.01 | 1.83 | 1.82 | 4.28 | |
| QUOTE TERRENO | 80.68 | 80.74 | 80.74 | 80.53 | 80.23 | 80.00 | 79.30 | 79.00 | 78.09 | 77.00 | 76.04 | 74.51 | 74.58 | 74.71 | 74.69 | 74.58 | 74.57 | 74.50 | 74.70 | 75.34 | 75.62 | 75.78 | 75.83 | 75.89 | 75.98 | 76.11 | 76.48 |
| PROGRESSIVE PROGETTO | -26.66 | -26.12 | -25.12 | -24.12 | -22.52 | -20.52 | -13.02 | -12.22 | -11.02 | -9.25 | -1.25 | 1.25 | 9.25 | 11.00 | 12.20 | 13.00 | 14.18 | | | | | | | | | | |
| PARZIALI PROGETTO | 0.54 | 1.00 | 1.00 | 1.60 | 2.00 | 7.50 | 0.80 | 1.20 | 1.77 | 8.00 | 2.50 | 8.00 | 1.75 | 1.20 | 0.80 | 1.18 | | | | | | | | | | | |
| QUOTE PROGETTO | 80.71 | 80.17 | 80.67 | 80.67 | 79.61 | 79.61 | 74.61 | 74.61 | 74.46 | 74.50 | 74.70 | 74.70 | 74.50 | 74.46 | 74.61 | 74.61 | 75.39 | | | | | | | | | | |

PROFILO SS195
 SEZIONE 90
 PROGRESSIVA 23280.00

CAREGGIATA SUD

DN DEMOLIZIONE NERI m² 1.86
 DP DEM. PACCHETTO m² 3.71
 SC SCOTICO m² 2.98
 SV SCAVO m² 13.55

| | | | | | | | | | | |
|-----------|----------|-----------------------------|-------------------------------|--------|----------------|--------|---------------------------|-------------------------|----------|-----------|
| Arginello | Banchina | Corsia marcia dir. Cagliari | Corsia sorpasso dir. Cagliari | Banch. | Spartitraffico | Banch. | Corsia sorpasso dir. Pula | Corsia marcia dir. Pula | Banchina | Arginello |
|-----------|----------|-----------------------------|-------------------------------|--------|----------------|--------|---------------------------|-------------------------|----------|-----------|

CAREGGIATA NORD

DN DEMOLIZIONE NERI m² 1.85
 DP DEM. PACCHETTO m² 3.72
 SC SCOTICO m² 0.20
 SV SCAVO m² 1.06
 TE RIPORTO m² 0.62

66
 200 200

| | | | | | | | | | | | | | | | | | | | | | | | | | | | | | | | | | | | | | | | | | | | |
|----------------------|--------|--------|--------|--------|--------|--------|--------|--------|--------|--------|--------|--------|--------|--------|-------|-------|-------|-------|-------|-------|-------|-------|-------|-------|-------|-------|-------|-------|-------|-------|-------|-------|-------|-------|-------|-------|-------|-------|-------|-------|-------|-------|-------|
| PROGRESSIVE TERRENO | -29.23 | -25.43 | -22.84 | -21.24 | -20.42 | -20.01 | -18.93 | -18.09 | -17.46 | -15.98 | -15.61 | -14.52 | -11.80 | -11.19 | -9.13 | -4.94 | -0.19 | 0.46 | 5.65 | 6.47 | 9.57 | 11.29 | 12.87 | 13.77 | 16.26 | 17.16 | 18.29 | 19.32 | 20.60 | 21.38 | 25.49 | 26.26 | 27.05 | 28.14 | 28.52 | 29.87 | 30.00 | | | | | | |
| PARZIALI TERRENO | 3.80 | 2.59 | 1.60 | 0.82 | 0.41 | 1.08 | 0.84 | 0.63 | 1.48 | 0.37 | 1.09 | 2.72 | 0.61 | 2.06 | 4.19 | 4.75 | 0.65 | 5.19 | 0.82 | 3.10 | 1.72 | 1.58 | 0.90 | 2.49 | 0.90 | 1.13 | 1.03 | 1.28 | 0.78 | 4.11 | 0.77 | 0.79 | 1.09 | 0.38 | 1.35 | 0.13 | | | | | | | |
| QUOTE TERRENO | 81.67 | 81.66 | 81.65 | 81.13 | 81.00 | 80.72 | 80.00 | 79.43 | 79.00 | 78.00 | 77.74 | 77.00 | 75.16 | 74.95 | 74.70 | 74.78 | 74.88 | 74.90 | 74.79 | 74.77 | 74.70 | 74.97 | 75.00 | 75.00 | 75.00 | 75.00 | 75.00 | 74.98 | 74.99 | 74.98 | 74.97 | 75.00 | 75.00 | 75.00 | 75.00 | 76.00 | 76.22 | 77.00 | 77.08 | | | | |
| PROGRESSIVE PROGETTO | -27.72 | -27.22 | -26.22 | -25.22 | -22.50 | -20.50 | -13.00 | -12.20 | -11.00 | -9.25 | -1.25 | 1.25 | 9.25 | 11.00 | 12.20 | 13.00 | 13.23 | 9.25 | 11.00 | 12.20 | 13.00 | 13.23 | 9.25 | 11.00 | 12.20 | 13.00 | 13.23 | 9.25 | 11.00 | 12.20 | 13.00 | 13.23 | 9.25 | 11.00 | 12.20 | 13.00 | 13.23 | 9.25 | 11.00 | 12.20 | 13.00 | 13.23 | |
| PARZIALI PROGETTO | 0.50 | 1.00 | 1.00 | 2.72 | 2.00 | 7.50 | 0.80 | 1.20 | 1.75 | 8.00 | 2.50 | 8.00 | 1.75 | 1.20 | 0.80 | 0.23 | 1.75 | 1.20 | 0.80 | 0.23 | 1.75 | 1.20 | 0.80 | 0.23 | 1.75 | 1.20 | 0.80 | 0.23 | 1.75 | 1.20 | 0.80 | 0.23 | 1.75 | 1.20 | 0.80 | 0.23 | 1.75 | 1.20 | 0.80 | 0.23 | | | |
| QUOTE PROGETTO | 81.66 | 81.16 | 81.66 | 81.66 | 79.85 | 79.85 | 74.85 | 74.85 | 74.70 | 74.74 | 74.94 | 74.94 | 74.74 | 74.70 | 74.85 | 74.85 | 75.00 | 74.85 | 74.85 | 75.00 | 74.74 | 74.70 | 74.85 | 74.85 | 75.00 | 74.85 | 74.85 | 75.00 | 74.74 | 74.70 | 74.85 | 74.85 | 75.00 | 74.74 | 74.70 | 74.85 | 74.85 | 75.00 | 74.74 | 74.70 | 74.85 | 74.85 | 75.00 |

PROFILO SS195
 SEZIONE 94
 PROGRESSIVA 23360.00

CAREGGIATA SUD

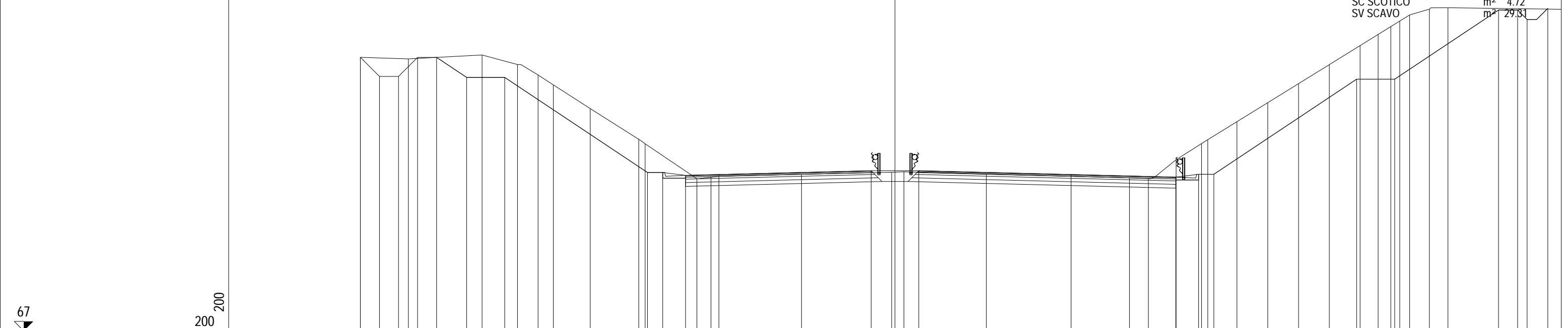
DN DEMOLIZIONE NERI m² 1.84
 DP DEM. PACCHETTO m² 3.68
 SC SCOTICO m² 2.95
 SV SCAVO m² 14.57

| | | | | | | | | | | | |
|-----------|----------|-----------------------------|-------------------------------|--------|----------------|--------|---------------------------|-------------------------|-----------------------------|----------|-----------|
| Arginello | Banchina | Corsia marcia dir. Cagliari | Corsia sorpasso dir. Cagliari | Banch. | Spartitraffico | Banch. | Corsia sorpasso dir. Pula | Corsia marcia dir. Pula | Corsia immissione dir. Pula | Banchina | Arginello |
|-----------|----------|-----------------------------|-------------------------------|--------|----------------|--------|---------------------------|-------------------------|-----------------------------|----------|-----------|

CAREGGIATA NORD

DN DEMOLIZIONE NERI m² 1.86
 DP DEM. PACCHETTO m² 3.70
 TE RIPORTO m² 0.98

RAMPA D
 DN DEMOLIZIONE NERI m² 0.67
 DP DEM. PACCHETTO m² 1.34
 SC SCOTICO m² 4.72
 SV SCAVO m² 29.31



67
 200 200

| | | | | | | | | | | | | | | | | | | | | | | | | | | | | | | | |
|----------------------|--------|--------|--------|--------|--------|--------|--------|--------|--------|--------|-------|-------|-------|-------|-------|-------|-------|-------|-------|-------|-------|-------|-------|-------|-------|-------|-------|-------|-------|-------|-------|
| PROGRESSIVE TERRENO | -28.08 | -25.56 | -21.69 | -19.83 | -18.75 | -17.95 | -16.01 | -13.46 | -13.12 | -10.40 | -9.66 | -4.91 | -0.17 | 0.47 | 4.80 | 12.32 | 13.31 | 14.77 | 16.10 | 16.43 | 17.96 | 19.58 | 21.20 | 22.82 | 24.43 | 25.38 | 26.05 | 26.52 | 27.03 | 28.07 | 29.05 |
| PARZIALI TERRENO | 2.52 | 3.87 | 1.86 | 1.08 | 0.80 | 1.94 | 2.55 | 0.34 | 2.72 | 0.74 | 4.75 | 4.74 | 0.64 | 4.33 | 7.52 | 0.99 | 1.46 | 1.33 | 0.33 | 1.53 | 1.62 | 1.62 | 1.62 | 1.61 | 0.95 | 0.67 | 0.47 | 0.51 | 1.04 | 0.98 | 7.35 |
| QUOTE TERRENO | 81.38 | 81.30 | 81.51 | 81.01 | 80.46 | 79.94 | 78.69 | 77.07 | 76.84 | 75.00 | 75.08 | 75.23 | 75.34 | 75.36 | 75.25 | 75.04 | 75.01 | 76.00 | 76.85 | 77.05 | 78.00 | 79.00 | 80.00 | 81.00 | 82.00 | 82.59 | 83.00 | 83.29 | 83.61 | 83.92 | 83.99 |
| PROGRESSIVE PROGETTO | -28.08 | -27.08 | -26.08 | -25.08 | -24.08 | -22.50 | -20.50 | -13.00 | -12.20 | -11.00 | -9.25 | -1.25 | 1.25 | 9.25 | 14.75 | 15.95 | 16.75 | 24.25 | 26.25 | 31.71 | 32.71 | 33.21 | 34.29 | 80.23 | 80.23 | 83.87 | 83.87 | 83.37 | 83.96 | | |
| PARZIALI PROGETTO | 1.00 | 1.00 | 1.00 | 1.00 | 1.58 | 2.00 | 7.50 | 0.80 | 1.20 | 1.75 | 8.00 | 2.50 | 8.00 | 5.50 | 1.20 | 0.80 | 7.50 | 2.00 | 5.46 | 1.00 | 0.50 | 1.08 | 80.23 | 80.23 | 83.87 | 83.87 | 83.37 | 83.96 | | | |
| QUOTE PROGETTO | 81.38 | 80.38 | 80.38 | 81.38 | 81.38 | 80.33 | 80.33 | 75.33 | 75.33 | 75.18 | 75.22 | 75.42 | 75.42 | 75.22 | 75.08 | 75.23 | 75.23 | 80.23 | 80.23 | 83.87 | 83.87 | 83.37 | 83.96 | 80.23 | 80.23 | 83.87 | 83.87 | 83.37 | 83.96 | | |

PROFILO SS195
 SEZIONE 95
 PROGRESSIVA 23380.00

CAREGGIATA SUD

DN DEMOLIZIONE NERI m² 1.85
 DP DEM. PACCHETTO m² 3.68
 SC SCOTICO m² 2.77
 SV SCAVO m² 15.18

| | | | | | | | | | | | |
|-----------|----------|-----------------------------|-------------------------------|--------|----------------|--------|---------------------------|-------------------------|-----------------------------|----------|-----------|
| Arginello | Banchina | Corsia marcia dir. Cagliari | Corsia sorpasso dir. Cagliari | Banch. | Spartitraffico | Banch. | Corsia sorpasso dir. Pula | Corsia marcia dir. Pula | Corsia immissione dir. Pula | Banchina | Arginello |
|-----------|----------|-----------------------------|-------------------------------|--------|----------------|--------|---------------------------|-------------------------|-----------------------------|----------|-----------|

CAREGGIATA NORD

DN DEMOLIZIONE NERI m² 1.85
 DP DEM. PACCHETTO m² 3.70
 TE RIPOSTO m² 0.78

RAMPA D
 DN DEMOLIZIONE NERI m² 0.66
 DP DEM. PACCHETTO m² 1.34
 SC SCOTICO m² 4.44
 SV SCAVO m² 32.65

67
 200 200

| | | | | | | | | | | | | | | | | | | | | | | | | | | | | | | | | | | | | |
|----------------------|--------|--------|--------|--------|--------|--------|--------|--------|--------|--------|--------|--------|--------|-------|-------|-------|-------|-------|-------|-------|-------|-------|-------|-------|-------|-------|-------|-------|-------|-------|-------|-------|-------|-------|-------|-------|
| PROGRESSIVE TERRENO | -27.64 | -26.24 | -21.92 | -20.24 | -19.53 | -18.50 | -17.72 | -16.18 | -14.28 | -13.67 | -12.60 | -11.68 | -11.26 | -9.58 | -4.91 | -0.17 | 0.48 | 4.74 | 12.18 | 13.23 | 14.30 | 14.97 | 15.96 | 17.13 | 17.89 | 18.64 | 20.14 | 21.68 | 22.08 | 23.28 | 24.11 | 24.98 | 26.07 | 26.99 | 28.09 | 33.59 |
| PARZIALI TERRENO | 1.40 | 4.32 | 1.68 | 0.71 | 1.03 | 0.78 | 1.54 | 1.90 | 0.61 | 1.07 | 0.92 | 0.42 | 1.68 | 4.67 | 4.74 | 0.65 | 4.26 | 7.44 | 1.05 | 1.07 | 0.67 | 0.99 | 1.17 | 0.76 | 0.75 | 1.50 | 1.54 | 0.40 | 1.20 | 0.83 | 0.87 | 1.09 | 0.92 | 1.10 | 5.50 | |
| QUOTE TERRENO | 80.81 | 80.85 | 80.95 | 81.00 | 81.00 | 80.43 | 80.00 | 79.12 | 78.00 | 77.64 | 77.00 | 76.28 | 76.00 | 75.42 | 75.37 | 75.49 | 75.52 | 75.39 | 75.18 | 75.58 | 76.00 | 76.50 | 77.23 | 78.00 | 78.51 | 79.00 | 79.99 | 81.00 | 81.25 | 82.00 | 82.48 | 83.00 | 83.13 | 83.23 | 83.36 | 83.61 |
| PROGRESSIVE PROGETTO | -27.21 | -26.21 | -25.21 | -24.21 | -23.21 | -22.50 | -20.50 | -13.00 | -12.20 | -11.00 | -9.25 | -1.25 | 1.25 | 9.25 | 14.75 | 15.95 | 16.75 | 24.25 | 26.25 | 31.01 | 32.01 | 32.51 | 33.59 | | | | | | | | | | | | | |
| PARZIALI PROGETTO | 1.00 | 1.00 | 1.00 | 1.00 | 0.71 | 2.00 | 7.50 | 0.80 | 1.20 | 1.75 | 8.00 | 2.50 | 8.00 | 5.50 | 1.20 | 0.80 | 7.50 | 2.00 | 4.76 | 1.00 | 0.50 | 1.08 | | | | | | | | | | | | | | |
| QUOTE PROGETTO | 80.92 | 79.92 | 79.92 | 80.92 | 80.92 | 80.45 | 80.45 | 75.45 | 75.45 | 75.30 | 75.34 | 75.54 | 75.54 | 75.34 | 75.20 | 75.35 | 75.35 | 80.35 | 80.35 | 83.53 | 83.53 | 83.03 | 83.61 | | | | | | | | | | | | | |

PROFILO SS195
 SEZIONE 96
 PROGRESSIVA 23400.00

CAREGGIATA SUD

DN DEMOLIZIONE NERI m² 1.84
 DP DEM. PACCHETTO m² 3.68
 SC SCOTICO m² 2.13
 SV SCAVO m² 9.86

| | | | | | | | | | | | |
|-----------|----------|-----------------------------|-------------------------------|--------|----------------|--------|---------------------------|-------------------------|-----------------------------|----------|-----------|
| Arginello | Banchina | Corsia marcia dir. Cagliari | Corsia sorpasso dir. Cagliari | Banch. | Spartitraffico | Banch. | Corsia sorpasso dir. Pula | Corsia marcia dir. Pula | Corsia immissione dir. Pula | Banchina | Arginello |
|-----------|----------|-----------------------------|-------------------------------|--------|----------------|--------|---------------------------|-------------------------|-----------------------------|----------|-----------|

CAREGGIATA NORD

DN DEMOLIZIONE NERI m² 1.87
 DP DEM. PACCHETTO m² 3.70
 TE RIPORTO m² 0.79

RAMPA D
 DN DEMOLIZIONE NERI m² 0.68
 DP DEM. PACCHETTO m² 1.33
 SC SCOTICO m² 4.28
 SV SCAVO m² 27.84

66
 200 200

| | | | | | | | | | | | | | | | | | | | | | | | | | | | | | | | | | | | |
|----------------------|--------|--------|--------|--------|--------|--------|--------|--------|--------|--------|--------|--------|--------|--------|--------|-------|-------|-------|-------|-------|-------|-------|-------|-------|-------|-------|-------|-------|-------|-------|-------|-------|-------|-------|-------|
| PROGRESSIVE TERRENO | -30.00 | -29.35 | -25.35 | -24.09 | -22.85 | -21.94 | -21.08 | -19.48 | -18.30 | -16.37 | -15.04 | -13.89 | -11.91 | -9.45 | -4.90 | -0.19 | 0.47 | 4.73 | 12.18 | 13.27 | 14.67 | 15.79 | 17.05 | 17.93 | 18.65 | 19.93 | 21.11 | 21.73 | 22.67 | 23.03 | 24.52 | 27.65 | 32.25 | 33.68 | |
| PARZIALI TERRENO | 0.65 | 4.00 | 1.26 | 1.24 | 0.91 | 0.86 | 1.60 | 1.18 | 1.93 | 1.33 | 1.15 | 1.98 | 2.46 | 4.55 | 4.71 | 0.66 | 4.26 | 7.45 | 1.09 | 1.40 | 1.12 | 1.26 | 0.88 | 0.72 | 1.28 | 1.18 | 0.62 | 0.94 | 0.36 | 1.49 | 3.13 | 4.60 | 1.43 | | |
| QUOTE TERRENO | 80.46 | 80.56 | 80.06 | 80.29 | 80.23 | 80.29 | 80.36 | 80.25 | 80.00 | 79.00 | 78.33 | 77.75 | 76.58 | 75.52 | 75.48 | 75.60 | 75.62 | 75.51 | 75.33 | 75.69 | 76.33 | 77.12 | 78.00 | 78.62 | 79.11 | 80.00 | 80.80 | 81.22 | 81.78 | 82.00 | 82.24 | 82.78 | 82.84 | 82.75 | |
| PROGRESSIVE PROGETTO | | | | -24.09 | -23.08 | -22.08 | -21.08 | -20.08 | | | | | -13.00 | -12.20 | -11.00 | -9.25 | -1.25 | 1.25 | 9.25 | | 14.75 | 15.95 | 16.75 | | | | | | 24.25 | 26.25 | | 29.66 | 30.66 | 31.16 | 32.25 |
| PARZIALI PROGETTO | | | | 1.01 | 1.00 | 1.00 | 1.00 | | 7.08 | | | | 0.80 | 1.20 | 1.75 | 8.00 | 2.50 | 8.00 | 5.50 | | 1.20 | 0.80 | | 7.50 | | | | 2.00 | 3.41 | | 1.00 | 0.50 | 1.09 | | |
| QUOTE PROGETTO | | | | 80.29 | 79.29 | 79.29 | 80.29 | 80.29 | | | | | 75.57 | 75.57 | 75.42 | 75.46 | 75.66 | 75.66 | 75.46 | | 75.33 | 75.48 | 75.48 | | | | | | 80.48 | 80.48 | | 82.75 | 82.75 | 82.25 | 82.84 |

PROFILO SS195
 SEZIONE 97
 PROGRESSIVA 23420.00

CAREGGIATA SUD

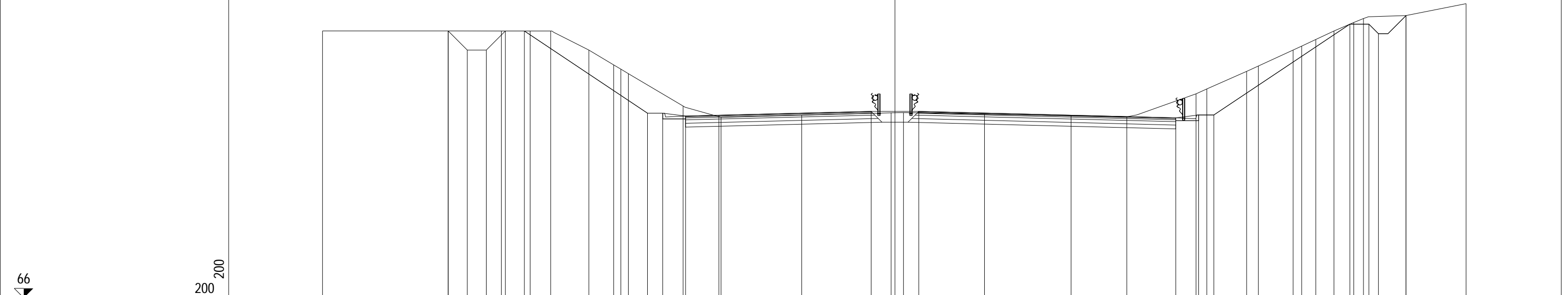
DN DEMOLIZIONE NERI m² 1.84
 DP DEM. PACCHETTO m² 3.69
 SC SCOTICO m² 2.03
 SV SCAVO m² 8.51

| | | | | | | | | | | | |
|-----------|----------|-----------------------------|-------------------------------|--------|----------------|--------|---------------------------|-------------------------|-----------------------------|----------|-----------|
| Arginello | Banchina | Corsia marcia dir. Cagliari | Corsia sorpasso dir. Cagliari | Banch. | Spartitraffico | Banch. | Corsia sorpasso dir. Pula | Corsia marcia dir. Pula | Corsia immissione dir. Pula | Banchina | Arginello |
|-----------|----------|-----------------------------|-------------------------------|--------|----------------|--------|---------------------------|-------------------------|-----------------------------|----------|-----------|

CAREGGIATA NORD

DN DEMOLIZIONE NERI m² 1.85
 DP DEM. PACCHETTO m² 3.70
 TE RIPORTO m² 0.72

RAMPA D
 DN DEMOLIZIONE NERI m² 0.68
 DP DEM. PACCHETTO m² 1.34
 SC SCOTICO m² 3.18
 SV SCAVO m² 8.99



66
 200 200

| | | | | | | | | | | | | | | | | | | | | | | | | | | | | |
|----------------------|--------|--------|--------|--------|--------|--------|--------|--------|--------|--------|--------|--------|-------|-------|-------|-------|-------|-------|-------|-------|-------|-------|-------|-------|-------|-------|-------|-------|
| PROGRESSIVE TERRENO | -30.07 | -23.47 | -20.68 | -19.16 | -18.09 | -16.08 | -14.78 | -14.40 | -14.01 | -11.13 | -9.14 | -4.90 | -0.20 | 0.45 | 4.70 | 12.18 | 15.81 | 16.38 | 18.47 | 19.09 | 20.91 | 21.36 | 22.11 | 23.06 | 24.10 | 24.61 | 26.84 | 30.00 |
| PARZIALI TERRENO | 6.60 | 2.79 | 1.52 | 1.07 | 2.01 | 1.30 | 0.38 | 0.39 | 2.88 | 1.99 | 4.24 | 4.70 | 0.65 | 4.25 | 7.48 | 3.63 | 0.57 | 2.09 | 0.62 | 1.82 | 0.45 | 0.75 | 0.95 | 1.04 | 0.51 | 2.23 | 3.16 | |
| QUOTE TERRENO | 80.00 | 80.00 | 80.00 | 80.00 | 80.00 | 79.00 | 78.22 | 78.00 | 77.76 | 76.06 | 75.47 | 75.58 | 75.71 | 75.72 | 75.64 | 75.50 | 76.70 | 76.96 | 77.88 | 78.16 | 79.00 | 79.21 | 79.56 | 80.00 | 80.45 | 80.65 | 80.81 | 81.43 |
| PROGRESSIVE PROGETTO | | -23.47 | -22.47 | -21.47 | -20.47 | -19.47 | | | | -13.00 | -12.20 | -11.00 | -9.25 | -1.25 | 1.25 | 9.25 | 14.75 | 15.95 | 16.75 | | | | | | 23.90 | 24.90 | 25.40 | 26.85 |
| PARZIALI PROGETTO | | 1.00 | 1.00 | 1.00 | 1.00 | 6.47 | | | 0.80 | 1.20 | 1.75 | 8.00 | 2.50 | 8.00 | 5.50 | 1.20 | 0.80 | 7.15 | | | | | | 1.00 | 0.50 | 1.45 | | |
| QUOTE PROGETTO | | 80.00 | 79.00 | 79.00 | 80.00 | 80.00 | | | 75.69 | 75.69 | 75.54 | 75.58 | 75.78 | 75.78 | 75.58 | 75.45 | 75.60 | 75.60 | | | | | | | 80.36 | 80.36 | 79.86 | 80.81 |

PROFILO SS195
 SEZIONE 98
 PROGRESSIVA 23440.00

CAREGGIATA SUD

DN DEMOLIZIONE NERI m² 1.83
 DP DEM. PACCHETTO m² 3.69
 SC SCOTICO m² 2.29
 SV SCAVO m² 5.78

| | | | | | | | | | | | |
|-----------|----------|-----------------------------|-------------------------------|--------|----------------|--------|---------------------------|-------------------------|-----------------------------|----------|-----------|
| Arginello | Banchina | Corsia marcia dir. Cagliari | Corsia sorpasso dir. Cagliari | Banch. | Spartitraffico | Banch. | Corsia sorpasso dir. Pula | Corsia marcia dir. Pula | Corsia immissione dir. Pula | Banchina | Arginello |
|-----------|----------|-----------------------------|-------------------------------|--------|----------------|--------|---------------------------|-------------------------|-----------------------------|----------|-----------|

CAREGGIATA NORD

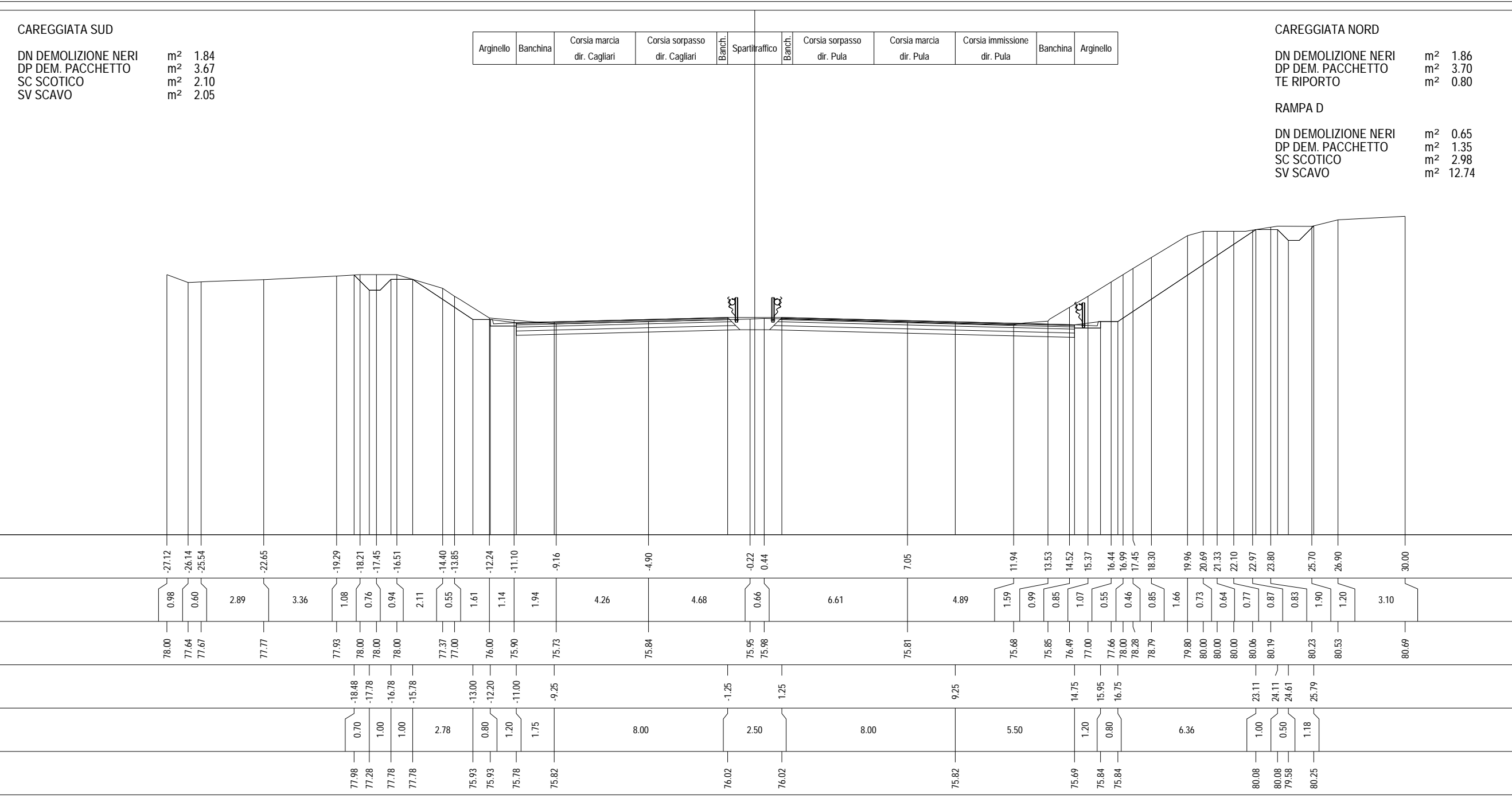
DN DEMOLIZIONE NERI m² 1.84
 DP DEM. PACCHETTO m² 3.71
 TE RIPOSTO m² 0.66

RAMPA D
 DN DEMOLIZIONE NERI m² 0.68
 DP DEM. PACCHETTO m² 1.33
 SC SCOTICO m² 2.68
 SV SCAVO m² 2.80

65
 200 200

| | | | | | | | | | | | | | | | | | | | | | | | | | | | | | | | | | |
|----------------------|--------|--------|--------|--------|--------|--------|--------|--------|--------|--------|--------|--------|--------|--------|--------|-------|-------|-------|-------|-------|-------|-------|-------|-------|-------|-------|-------|-------|-------|-------|-------|-------|--|
| PROGRESSIVE TERRENO | -29.12 | -26.43 | -25.78 | -24.74 | -21.72 | -20.46 | -17.66 | -15.31 | -14.59 | -13.20 | -12.04 | -11.47 | -10.66 | -9.73 | -4.91 | -0.21 | 0.43 | 4.69 | 12.18 | 13.14 | 15.18 | 16.70 | 18.74 | 19.97 | 20.81 | 22.07 | 23.05 | 23.60 | 24.41 | 25.48 | 26.30 | 30.00 | |
| PARZIALI TERRENO | 2.69 | 0.65 | 1.04 | 3.02 | 1.26 | 2.80 | 2.35 | 0.72 | 1.39 | 1.16 | 0.57 | 0.81 | 0.93 | 4.82 | 4.70 | 0.64 | 4.26 | 7.49 | 0.96 | 2.04 | 1.52 | 2.04 | 1.23 | 0.84 | 1.26 | 0.98 | 0.55 | 0.81 | 1.07 | 0.82 | 3.70 | | |
| QUOTE TERRENO | 78.33 | 78.28 | 78.25 | 78.25 | 78.29 | 78.33 | 78.91 | 78.36 | 77.80 | 77.00 | 76.33 | 76.00 | 75.85 | 75.70 | 75.71 | 75.83 | 75.85 | 75.77 | 75.61 | 75.74 | 76.00 | 76.47 | 77.00 | 77.83 | 78.30 | 79.00 | 79.44 | 79.69 | 80.00 | 80.42 | 80.44 | 80.43 | |
| PROGRESSIVE PROGETTO | | | | | | | | -19.47 | -18.74 | -17.74 | -16.74 | | -13.00 | -12.20 | -11.00 | -9.25 | | -1.25 | 1.25 | | 9.25 | | 14.75 | 15.95 | 16.75 | | | | | | | | |
| PARZIALI PROGETTO | | | | | | | | 0.73 | 1.00 | 1.00 | 3.74 | 0.80 | 1.20 | 1.75 | 8.00 | 2.50 | 8.00 | 5.50 | 1.20 | 0.80 | 6.96 | 1.00 | 0.50 | 1.09 | | | | | | | | | |
| QUOTE PROGETTO | | | | | | | | 78.54 | 77.80 | 78.30 | 78.30 | | 75.81 | 75.81 | 75.66 | 75.70 | | 75.90 | 75.90 | | 75.70 | | 75.57 | 75.72 | 75.72 | | | | | | | | |

PROFILO SS195
 SEZIONE 99
 PROGRESSIVA 23460.00



66

200
200

PROFILO SS195
 SEZIONE 100
 PROGRESSIVA 23480.00

CAREGGIATA SUD

DN DEMOLIZIONE NERI m² 1.85
 DP DEM. PACCHETTO m² 3.68
 SC SCOTICO m² 2.23
 SV SCAVO m² 5.71

| | | | | | | | | | | | |
|-----------|----------|-----------------------------|-------------------------------|--------|----------------|--------|---------------------------|-------------------------|-----------------------------|----------|-----------|
| Arginello | Banchina | Corsia marcia dir. Cagliari | Corsia sorpasso dir. Cagliari | Banch. | Spartitraffico | Banch. | Corsia sorpasso dir. Pula | Corsia marcia dir. Pula | Corsia immissione dir. Pula | Banchina | Arginello |
|-----------|----------|-----------------------------|-------------------------------|--------|----------------|--------|---------------------------|-------------------------|-----------------------------|----------|-----------|

CAREGGIATA NORD

DN DEMOLIZIONE NERI m² 1.85
 DP DEM. PACCHETTO m² 3.70
 TE RIPORTO m² 1.21

RAMPA D
 DN DEMOLIZIONE NERI m² 0.68
 DP DEM. PACCHETTO m² 1.33
 SC SCOTICO m² 3.08
 SV SCAVO m² 20.75

66
 200 200

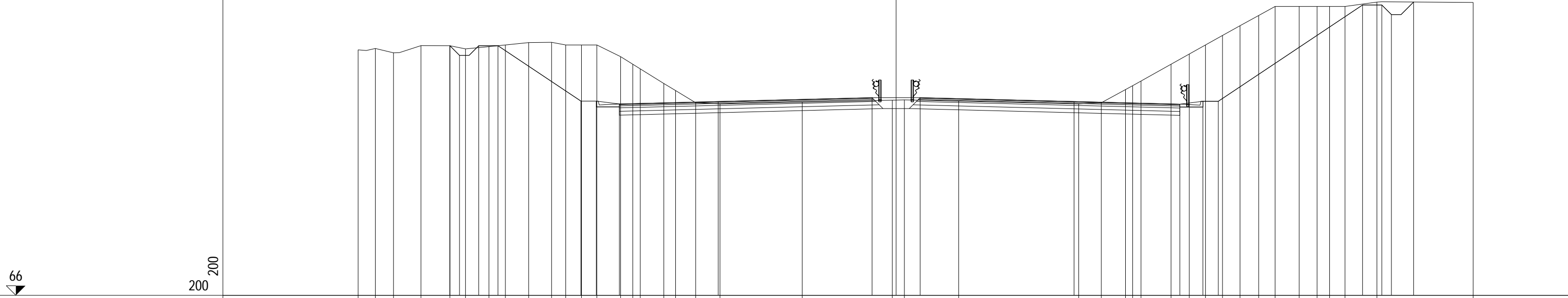
| | | | | | | | | | | | | | | | | | | | | | | | | | | | | | |
|----------------------|--------|--------|--------|--------|--------|--------|--------|--------|--------|--------|--------|-------|-------|-------|-------|-------|-------|-------|-------|-------|-------|-------|-------|-------|-------|-------|-------|-------|--|
| PROGRESSIVE TERRENO | -28.53 | -27.91 | -26.96 | -23.79 | -19.72 | -14.60 | -12.70 | -11.08 | -10.47 | -9.15 | -4.88 | -0.20 | 0.45 | 6.41 | 10.27 | 11.71 | 12.82 | 13.41 | 14.19 | 15.12 | 15.85 | 17.26 | 20.16 | 23.13 | 24.29 | 25.22 | 29.63 | 30.00 | |
| PARZIALI TERRENO | 0.62 | 0.95 | 3.17 | 4.07 | 5.12 | 1.90 | 1.62 | 0.61 | 1.32 | 4.27 | 4.68 | 0.65 | 5.96 | 3.86 | 1.44 | 1.11 | 0.59 | 0.78 | 0.93 | 0.73 | 1.41 | 2.90 | 2.97 | 1.16 | 0.93 | 4.41 | 0.37 | | |
| QUOTE TERRENO | 78.00 | 78.03 | 78.05 | 78.21 | 78.49 | 78.01 | 77.00 | 76.17 | 75.97 | 75.82 | 75.93 | 76.04 | 76.06 | 75.90 | 75.79 | 76.00 | 76.65 | 77.00 | 77.45 | 78.00 | 78.43 | 79.26 | 80.37 | 80.47 | 80.69 | 80.94 | 80.93 | 80.93 | |
| PROGRESSIVE PROGETTO | | | | | -18.92 | -18.16 | -17.16 | -16.16 | -13.00 | -12.20 | -11.00 | -9.25 | -1.25 | 1.25 | 9.25 | | | | | 14.75 | 15.95 | 16.75 | | | 23.68 | 24.68 | 25.18 | 26.54 | |
| PARZIALI PROGETTO | | | | | 0.76 | 1.00 | 1.00 | 3.16 | 0.80 | 1.20 | 1.75 | 8.00 | 2.50 | 8.00 | 5.50 | | | | 1.20 | 0.80 | 6.93 | | | 1.00 | 0.50 | 1.36 | | | |
| QUOTE PROGETTO | | | | | 78.42 | 77.65 | 78.15 | 78.15 | 76.05 | 76.05 | 75.90 | 75.94 | 76.14 | 76.14 | 75.94 | 76.14 | 75.81 | 75.96 | 75.96 | | | | | | 80.57 | 80.57 | 80.07 | 80.94 | |

PROFILO SS195
 SEZIONE 101
 PROGRESSIVA 23500.00

| | | | | | | | | | | | | | |
|--|--|--------------------------------|----------------------------------|--------------------------------|----------------------------------|--------|------------------------------|----------------------------|--------------------------------|----------------------------|--------------------------------|----------|-----------|
| <p>CAREGGIATA SUD</p> <p>DN DEMOLIZIONE NERI m² 1.84 DP DEM. PACCHETTO m² 3.68 SC SCOTICO m² 3.03 SV SCAVO m² 18.07</p> | <table border="1" style="width: 100%; text-align: center; font-size: small;"> <tr> <td>Arginello</td><td>Banchina</td><td>Corsia marcia dir. Cagliari</td><td>Corsia sorpasso dir. Cagliari</td><td>Banch.</td><td>Spartitraffico</td><td>Banch.</td><td>Corsia sorpasso dir. Pula</td><td>Corsia marcia dir. Pula</td><td>Corsia immissione dir. Pula</td><td>Banchina</td><td>Arginello</td> </tr> </table> <p>CAREGGIATA NORD</p> <p>DN DEMOLIZIONE NERI m² 1.83 DP DEM. PACCHETTO m² 3.69 TE RIPORTO m² 1.36</p> <p>RAMPA D</p> <p>SC SCOTICO m² 3.83 SV SCAVO m² 26.87</p> | Arginello | Banchina | Corsia marcia dir. Cagliari | Corsia sorpasso dir. Cagliari | Banch. | Spartitraffico | Banch. | Corsia sorpasso dir. Pula | Corsia marcia dir. Pula | Corsia immissione dir. Pula | Banchina | Arginello |
| Arginello | Banchina | Corsia marcia dir. Cagliari | Corsia sorpasso dir. Cagliari | Banch. | Spartitraffico | Banch. | Corsia sorpasso dir. Pula | Corsia marcia dir. Pula | Corsia immissione dir. Pula | Banchina | Arginello | | |

66

200
200



| | | | | | | | | | | | | | | | | | | | | | | | | | | | | | | | | | | | | | | | | | | | | |
|----------------------|--------|--------|--------|--------|--------|--------|--------|--------|--------|--------|--------|--------|--------|--------|--------|--------|--------|--------|--------|-------|-------|-------|-------|-------|-------|-------|-------|-------|-------|-------|-------|-------|-------|-------|-------|-------|-------|-------|-------|-------|-------|-------|-------|--|
| PROGRESSIVE TERRENO | -27.97 | -27.07 | -26.13 | -24.70 | -23.20 | -22.39 | -21.17 | -20.31 | -19.10 | -17.91 | -17.18 | -16.36 | -15.56 | -14.32 | -13.69 | -13.30 | -12.08 | -11.47 | -10.42 | -9.16 | -4.88 | -0.20 | 0.43 | 3.25 | 9.49 | 10.67 | 11.93 | 12.30 | 12.73 | 14.29 | 15.24 | 16.08 | 16.97 | 17.88 | 18.85 | 19.70 | 20.96 | 21.89 | 22.54 | 23.34 | 25.00 | 30.00 | | |
| PARZIALI TERRENO | 0.90 | 0.94 | 1.43 | 1.50 | 0.81 | 1.22 | 0.86 | 1.21 | 1.19 | 0.73 | 0.82 | 0.80 | 1.24 | 0.63 | 0.39 | 1.22 | 0.61 | 1.05 | 1.26 | 4.28 | 4.68 | 0.63 | 2.82 | 6.24 | 1.18 | 1.26 | 0.37 | 0.43 | 1.56 | 0.95 | 0.84 | 0.89 | 0.91 | 0.97 | 0.85 | 1.26 | 0.93 | 0.65 | 0.80 | 1.66 | 5.00 | 81.21 | | |
| QUOTE TERRENO | 78.75 | 78.82 | 78.59 | 78.96 | 78.96 | 78.80 | 78.91 | 79.00 | 79.12 | 79.14 | 79.00 | 79.00 | 79.00 | 78.39 | 78.00 | 77.76 | 77.00 | 76.63 | 76.00 | 75.94 | 76.03 | 76.13 | 76.15 | 76.08 | 75.94 | 76.00 | 76.68 | 76.89 | 77.13 | 78.00 | 78.53 | 79.00 | 79.49 | 80.00 | 80.53 | 81.00 | 81.00 | 81.00 | 81.00 | 81.23 | 81.23 | 81.21 | | |
| PROGRESSIVE PROGETTO | | | | | -23.20 | -22.70 | -21.70 | -20.70 | | | | | | | | | | | | | -9.25 | | -1.25 | 1.25 | | 9.25 | | | | | 14.75 | 15.95 | 16.75 | | | | | | | 24.25 | 25.25 | 25.75 | 26.90 | |
| PARZIALI PROGETTO | | | | | 0.50 | 1.00 | 1.00 | | 4.31 | | | | | | | | 5.14 | | | 8.00 | | 2.50 | | 8.00 | | | 5.50 | | | | 1.20 | 0.80 | | 7.50 | | | | | | 1.00 | 0.50 | 1.15 | | |
| QUOTE PROGETTO | | | | | 78.96 | 78.46 | 78.96 | 78.96 | | | | | | 76.09 | 76.09 | 75.94 | | | 76.06 | | 76.26 | 76.26 | | 76.06 | | 75.93 | 76.08 | 76.08 | | | | | | | | | | | 81.08 | 81.08 | 80.58 | 81.23 | | |

PROFILO SS195
 SEZIONE 104
 PROGRESSIVA 23560.00

CAREGGIATA SUD

DN DEMOLIZIONE NERI m² 1.85
 DP DEM. PACCHETTO m² 3.67
 SC SCOTICO m² 2.66
 SV SCAVO m² 6.54

| | | | | | | | | | | | |
|-----------|----------|-----------------------------|-------------------------------|--------|----------------|--------|---------------------------|-------------------------|-----------------------------|----------|-----------|
| Arginello | Banchina | Corsia marcia dir. Cagliari | Corsia sorpasso dir. Cagliari | Banch. | Spartitraffico | Banch. | Corsia sorpasso dir. Pula | Corsia marcia dir. Pula | Corsia immissione dir. Pula | Banchina | Arginello |
|-----------|----------|-----------------------------|-------------------------------|--------|----------------|--------|---------------------------|-------------------------|-----------------------------|----------|-----------|

CAREGGIATA NORD

DN DEMOLIZIONE NERI m² 1.83
 DP DEM. PACCHETTO m² 3.67
 TE RIPORTO m² 1.20

RAMPA D
 SC SCOTICO m² 3.81
 SV SCAVO m² 27.75

66
 200 200

| | | | | | | | | | | | | | | | | | | | | | | | | | | | | | | | | | | | | | | |
|----------------------|--------|--------|--------|--------|--------|--------|--------|--------|--------|--------|--------|--------|--------|--------|-------|-------|-------|-------|-------|-------|-------|-------|-------|-------|-------|-------|-------|-------|-------|-------|-------|-------|-------|-------|-------|-------|-------|-------|
| PROGRESSIVE TERRENO | -28.03 | -26.84 | -25.30 | -23.39 | -22.04 | -20.54 | -18.16 | -16.80 | -15.74 | -14.92 | -13.32 | -12.26 | -11.72 | -11.00 | -9.96 | -9.11 | -4.83 | -0.19 | 0.46 | 3.24 | 9.43 | 10.38 | 11.05 | 12.21 | 13.35 | 14.59 | 14.92 | 15.26 | 16.49 | 19.05 | 19.80 | 20.47 | 21.76 | 23.94 | 25.25 | 27.54 | 28.63 | 30.00 |
| PARZIALI TERRENO | 1.19 | 1.54 | 1.91 | 1.35 | 1.50 | 2.38 | 1.36 | 1.06 | 0.82 | 1.60 | 1.06 | 0.54 | 0.72 | 1.04 | 0.85 | 4.28 | 4.64 | 0.65 | 2.78 | 6.19 | 0.95 | 0.67 | 1.16 | 1.14 | 1.24 | 0.33 | 0.34 | 1.23 | 2.56 | 0.75 | 0.67 | 1.29 | 2.18 | 1.31 | 2.29 | 1.09 | 1.37 | |
| QUOTE TERRENO | 79.75 | 79.74 | 79.69 | 79.74 | 79.89 | 79.89 | 79.88 | 80.00 | 79.53 | 79.00 | 78.00 | 77.34 | 77.00 | 76.81 | 76.53 | 76.30 | 76.40 | 76.51 | 76.54 | 76.47 | 76.30 | 76.58 | 76.78 | 77.26 | 78.00 | 78.79 | 79.00 | 79.22 | 80.00 | 81.00 | 81.00 | 81.04 | 81.12 | 81.29 | 81.34 | 81.53 | 81.61 | 81.67 |
| PROGRESSIVE PROGETTO | | | | | | -20.54 | -20.04 | -19.04 | -18.04 | | | -13.00 | -12.20 | -11.00 | -9.25 | | | -1.25 | 1.25 | | 9.25 | | | | 14.75 | 15.95 | 16.75 | | | | | | 24.03 | 25.03 | 25.53 | 26.70 | | |
| PARZIALI PROGETTO | | | | | 0.50 | 1.00 | 1.00 | 5.04 | | | 0.80 | 1.20 | 1.75 | | 8.00 | | 2.50 | | 8.00 | | 5.50 | | | 1.20 | 0.80 | | 7.28 | | | 1.00 | 0.50 | 1.17 | | | | | | |
| QUOTE PROGETTO | | | | | 79.89 | 79.39 | 79.89 | 79.89 | 76.53 | 76.53 | 76.38 | 76.42 | | 76.62 | 76.62 | | | | 76.42 | | 76.29 | 76.44 | 76.44 | | | | | | | 81.29 | 81.29 | 80.79 | 81.46 | | | | | |

PROFILO SS195
 SEZIONE 105
 PROGRESSIVA 23580.00

CAREGGIATA SUD

DN DEMOLIZIONE NERI m² 1.85
 DP DEM. PACCHETTO m² 3.67
 SC SCOTICO m² 2.53
 SV SCAVO m² 6.77

| | | | | | | | | | | | |
|-----------|----------|-----------------------------|-------------------------------|--------|----------------|--------|---------------------------|-------------------------|-----------------------------|----------|-----------|
| Arginello | Banchina | Corsia marcia dir. Cagliari | Corsia sorpasso dir. Cagliari | Banch. | Spartitraffico | Banch. | Corsia sorpasso dir. Pula | Corsia marcia dir. Pula | Corsia immissione dir. Pula | Banchina | Arginello |
|-----------|----------|-----------------------------|-------------------------------|--------|----------------|--------|---------------------------|-------------------------|-----------------------------|----------|-----------|

CAREGGIATA NORD

DN DEMOLIZIONE NERI m² 1.84
 DP DEM. PACCHETTO m² 3.69
 TE RIPORTO m² 1.17
 RAMPA D
 SC SCOTICO m² 3.71
 SV SCAVO m² 26.96

66
 200 200

| | | | | | | | | | | | | | | | | | | | | | | | | | | | | | | | | | | |
|----------------------|--------|--------|--------|--------|--------|--------|--------|--------|--------|--------|--------|--------|--------|--------|--------|--------|-------|-------|-------|-------|-------|-------|-------|-------|-------|-------|-------|-------|-------|-------|-------|-------|-------|-------|
| PROGRESSIVE TERRENO | -28.14 | -27.38 | -26.73 | -24.80 | -24.19 | -22.03 | -21.06 | -20.43 | -18.64 | -17.32 | -16.36 | -15.13 | -14.63 | -13.66 | -12.23 | -10.93 | -9.12 | -4.82 | -0.17 | 0.48 | 3.24 | 9.44 | 11.64 | 12.95 | 14.04 | 14.86 | 15.99 | 16.79 | 18.06 | 18.79 | 23.74 | 25.50 | 27.37 | 30.00 |
| PARZIALI TERRENO | 0.76 | 0.65 | 1.93 | 0.61 | 2.16 | 0.97 | 0.63 | 1.79 | 1.32 | 0.96 | 1.23 | 0.50 | 0.97 | 1.43 | 1.30 | 1.81 | 4.30 | 4.65 | 0.65 | 2.76 | 6.20 | 2.20 | 1.31 | 1.09 | 0.82 | 1.13 | 0.80 | 1.27 | 0.73 | 4.95 | 1.76 | 1.87 | 2.63 | |
| QUOTE TERRENO | 79.67 | 79.89 | 79.94 | 80.00 | 80.00 | 80.01 | 80.00 | 80.00 | 80.00 | 80.00 | 80.00 | 79.44 | 79.00 | 78.37 | 77.46 | 76.86 | 76.41 | 76.53 | 76.66 | 76.69 | 76.60 | 76.40 | 77.00 | 77.82 | 78.49 | 79.00 | 79.70 | 80.21 | 81.00 | 81.00 | 81.23 | 81.35 | 81.39 | 81.55 |
| PROGRESSIVE PROGETTO | | | | -20.52 | -20.02 | -19.02 | -18.02 | | | | | -13.00 | -12.20 | -11.00 | -9.25 | | | -1.25 | 1.25 | | | 9.25 | | | 14.75 | 15.95 | 16.75 | | | 23.76 | 24.76 | 25.26 | 26.40 | |
| PARZIALI PROGETTO | | | | 0.50 | 1.00 | 1.00 | | 5.02 | | | | 0.80 | 1.20 | 1.75 | | | | 8.00 | 2.50 | | 8.00 | | 5.50 | | 1.20 | 0.80 | | 7.01 | 1.00 | 0.50 | 1.14 | | | |
| QUOTE PROGETTO | | | | 80.00 | 79.50 | 80.00 | 80.00 | | | | | 76.65 | 76.65 | 76.50 | 76.54 | | | 76.74 | 76.74 | | | 76.54 | | | 76.41 | 76.56 | 76.56 | | | 81.23 | 80.73 | 81.37 | | |

PROFILO SS195

SEZIONE 106

PROGRESSIVA 23600.00

CAREGGIATA SUD

DN DEMOLIZIONE NERI m² 1.83
 DP DEM. PACCHETTO m² 3.69
 SC SCOTICO m² 2.38
 SV SCAVO m² 6.11
 TE RIPORTO m² 1.41

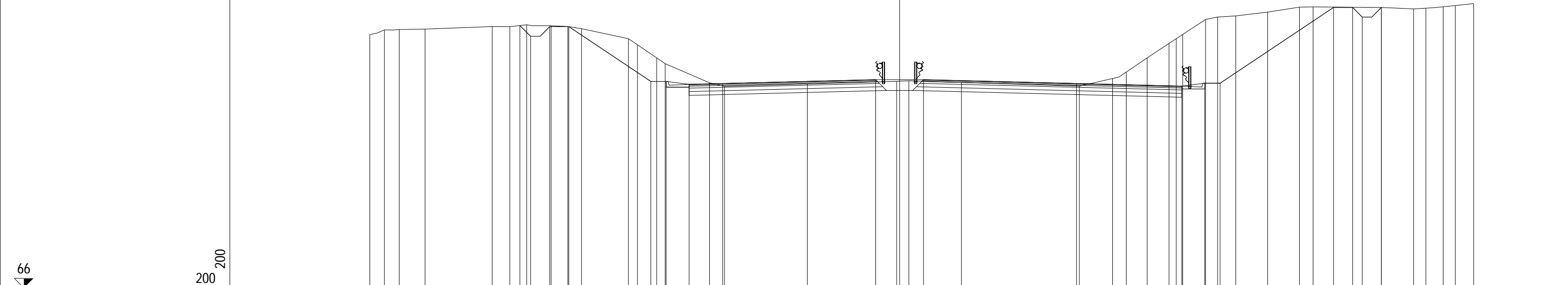
| | | | | | | | | | | | |
|-----------|----------|-----------------------------|-------------------------------|--------|----------------|--------|---------------------------|-------------------------|-----------------------------|----------|-----------|
| Arginello | Banchina | Corsia marcia dir. Cagliari | Corsia sorpasso dir. Cagliari | Banch. | Spartitraffico | Banch. | Corsia sorpasso dir. Pula | Corsia marcia dir. Pula | Corsia immissione dir. Pula | Banchina | Arginello |
|-----------|----------|-----------------------------|-------------------------------|--------|----------------|--------|---------------------------|-------------------------|-----------------------------|----------|-----------|

CAREGGIATA NORD

DN DEMOLIZIONE NERI m² 1.84
 DP DEM. PACCHETTO m² 3.68
 TE RIPORTO m² 1.18

RAMPA D

SC SCOTICO m² 3.45
 SV SCAVO m² 23.18



PROGRESSIVE TERRENO

| | | | | | | | | | | | | | | | | | | | | | | | | | | | | | | | | | | | | | | |
|--------|--------|--------|--------|--------|--------|--------|--------|--------|--------|--------|--------|--------|--------|-------|-------|-------|-------|------|------|------|-------|-------|-------|-------|-------|-------|-------|-------|-------|-------|-------|-------|-------|-------|-------|-------|-------|-------|
| -27.68 | -26.92 | -26.15 | -24.80 | -21.29 | -20.37 | -19.49 | -18.21 | -17.34 | -16.62 | -14.17 | -13.70 | -12.69 | -12.25 | -9.93 | -9.15 | -4.82 | -0.16 | 0.48 | 3.23 | 9.40 | 11.13 | 11.85 | 12.94 | 14.08 | 14.46 | 14.79 | 15.99 | 16.62 | 17.57 | 19.23 | 20.89 | 21.61 | 25.18 | 26.86 | 27.50 | 28.41 | 29.04 | 30.00 |
|--------|--------|--------|--------|--------|--------|--------|--------|--------|--------|--------|--------|--------|--------|-------|-------|-------|-------|------|------|------|-------|-------|-------|-------|-------|-------|-------|-------|-------|-------|-------|-------|-------|-------|-------|-------|-------|-------|

PARZIALI TERRENO

| | | | | | | | | | | | | | | | | | | | | | | | | | | | | | | | | | | | | | |
|------|------|------|------|------|------|------|------|------|------|------|------|------|------|------|------|------|------|------|------|------|------|------|------|------|------|------|------|------|------|------|------|------|------|------|------|------|------|
| 0.76 | 0.77 | 1.35 | 3.51 | 0.92 | 0.88 | 1.28 | 0.87 | 0.72 | 2.45 | 0.47 | 1.01 | 0.44 | 2.32 | 0.78 | 4.33 | 4.66 | 0.64 | 2.75 | 6.17 | 1.73 | 0.72 | 1.09 | 1.14 | 0.38 | 0.33 | 1.20 | 0.63 | 0.95 | 1.66 | 1.66 | 0.72 | 3.57 | 1.68 | 0.64 | 0.91 | 0.63 | 0.96 |
|------|------|------|------|------|------|------|------|------|------|------|------|------|------|------|------|------|------|------|------|------|------|------|------|------|------|------|------|------|------|------|------|------|------|------|------|------|------|

QUOTE TERRENO

| | | | | | | | | | | | | | | | | | | | | | | | | | | | | | | | | | | | | | | |
|-------|-------|-------|-------|-------|-------|-------|-------|-------|-------|-------|-------|-------|-------|-------|-------|-------|-------|-------|-------|-------|-------|-------|-------|-------|-------|-------|-------|-------|-------|-------|-------|-------|-------|-------|-------|-------|-------|-------|
| 79.21 | 79.46 | 79.48 | 79.50 | 79.63 | 79.62 | 79.73 | 79.67 | 79.64 | 79.52 | 79.00 | 78.68 | 78.00 | 77.70 | 76.70 | 76.52 | 76.64 | 76.78 | 76.80 | 76.72 | 76.52 | 76.92 | 77.26 | 78.00 | 78.75 | 79.00 | 79.22 | 80.00 | 80.13 | 80.19 | 80.39 | 80.65 | 80.66 | 80.63 | 80.55 | 80.59 | 80.66 | 80.73 | 80.83 |
|-------|-------|-------|-------|-------|-------|-------|-------|-------|-------|-------|-------|-------|-------|-------|-------|-------|-------|-------|-------|-------|-------|-------|-------|-------|-------|-------|-------|-------|-------|-------|-------|-------|-------|-------|-------|-------|-------|-------|

PROGRESSIVE PROGETTO

| | | | | | | | | | | | | | | | | | | | | | | | | | | | | | | | | | | | | | |
|--|--|--|--|--------|--------|--------|--------|--|--|--------|--------|--------|-------|--|-------|------|--|--|------|--|-------|-------|-------|--|--|--|--|--|--|--|-------|-------|-------|-------|--|--|--|
| | | | | -19.84 | -19.29 | -18.29 | -17.29 | | | -13.00 | -12.20 | -11.00 | -9.25 | | -1.25 | 1.25 | | | 9.25 | | 14.75 | 15.95 | 16.75 | | | | | | | | 22.68 | 23.68 | 24.18 | 25.18 | | | |
|--|--|--|--|--------|--------|--------|--------|--|--|--------|--------|--------|-------|--|-------|------|--|--|------|--|-------|-------|-------|--|--|--|--|--|--|--|-------|-------|-------|-------|--|--|--|

PARZIALI PROGETTO

| | | | | | | | | | | | | | | | | | | | | | | | | | | | | | | | | | | | | |
|--|--|--|--|------|------|------|--|------|--|------|------|------|--|------|--|------|--|------|--|------|--|------|------|--|------|--|--|--|------|------|------|--|--|--|--|--|
| | | | | 0.55 | 1.00 | 1.00 | | 4.29 | | 0.80 | 1.20 | 1.75 | | 8.00 | | 2.50 | | 8.00 | | 5.50 | | 1.20 | 0.80 | | 5.93 | | | | 1.00 | 0.50 | 1.00 | | | | | |
|--|--|--|--|------|------|------|--|------|--|------|------|------|--|------|--|------|--|------|--|------|--|------|------|--|------|--|--|--|------|------|------|--|--|--|--|--|

QUOTE PROGETTO

| | | | | | | | | | | | | | | | | | | | | | | | | | | | | | | | | | | | | |
|--|--|--|--|-------|-------|-------|-------|--|--|-------|-------|-------|-------|--|-------|-------|--|--|-------|--|-------|-------|-------|--|--|--|--|--|-------|-------|-------|-------|--|--|--|--|
| | | | | 79.69 | 79.13 | 79.63 | 79.63 | | | 76.77 | 76.77 | 76.62 | 76.66 | | 76.86 | 76.86 | | | 76.66 | | 76.53 | 76.68 | 76.68 | | | | | | 80.63 | 80.63 | 80.13 | 80.63 | | | | |
|--|--|--|--|-------|-------|-------|-------|--|--|-------|-------|-------|-------|--|-------|-------|--|--|-------|--|-------|-------|-------|--|--|--|--|--|-------|-------|-------|-------|--|--|--|--|

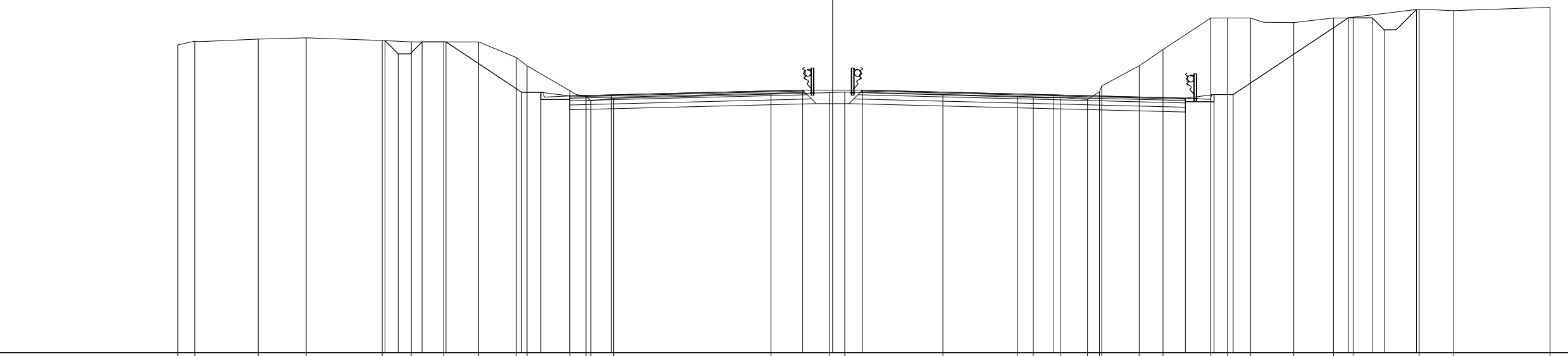
PROFILO SS195
 SEZIONE 107
 PROGRESSIVA 23620.00

CAREGGIATA SUD
 DN DEMOLIZIONE NERI m² 1.84
 DP DEM. PACCHETTO m² 3.68
 SC SCOTICO m² 2.21
 SV SCAVO m² 4.12
 TE RIPORTO m² 1.51

| | | | | | | | | | | | |
|-----------|----------|-----------------------------|-------------------------------|--------|----------------|--------|---------------------------|-------------------------|-----------------------------|----------|-----------|
| Arginello | Banchina | Corsia marcia dir. Cagliari | Corsia sorpasso dir. Cagliari | Banch. | Spartitraffico | Banch. | Corsia sorpasso dir. Pula | Corsia marcia dir. Pula | Corsia immissione dir. Pula | Banchina | Arginello |
|-----------|----------|-----------------------------|-------------------------------|--------|----------------|--------|---------------------------|-------------------------|-----------------------------|----------|-----------|

CAREGGIATA NORD
 DN DEMOLIZIONE NERI m² 1.84
 DP DEM. PACCHETTO m² 3.68
 TE RIPORTO m² 1.32
 RAMPA D
 SC SCOTICO m² 3.30
 SV SCAVO m² 19.97

66
 200 200



| | | | | | | | | | | | | | | | | | | | | | | | | | | | | | | | | | | | |
|----------------------|--------|--------|--------|--------|--------|--------|--------|--------|--------|--------|--------|--------|--------|-------|-------|-------|-------|-------|-------|-------|-------|-------|-------|-------|-------|-------|-------|-------|-------|-------|-------|-------|-------|-------|-------|
| PROGRESSIVE TERRENO | -27.38 | -26.67 | -24.01 | -22.01 | -18.83 | -17.61 | -16.26 | -14.80 | -13.22 | -12.78 | -10.98 | -10.31 | -10.11 | -9.16 | -2.58 | -0.13 | 0.51 | 4.61 | 7.74 | 8.39 | 9.54 | 10.66 | 11.16 | 11.26 | 12.82 | 13.82 | 15.81 | 16.51 | 17.47 | 19.28 | 20.94 | 21.77 | 24.53 | 25.95 | 30.00 |
| PARZIALI TERRENO | 0.71 | 2.66 | 2.00 | 3.18 | 1.22 | 1.35 | 1.46 | 1.58 | 0.44 | 1.80 | 0.67 | 0.20 | 0.95 | 6.58 | 2.45 | 0.64 | 4.10 | 3.13 | 0.65 | 1.15 | 1.12 | 0.50 | 0.10 | 1.56 | 1.00 | 1.99 | 0.70 | 0.96 | 1.81 | 1.66 | 0.83 | 2.76 | 1.42 | 4.05 | |
| QUOTE TERRENO | 78.88 | 79.03 | 79.12 | 79.17 | 79.06 | 79.00 | 79.00 | 79.00 | 78.35 | 78.00 | 76.96 | 76.74 | 76.53 | 76.64 | 76.81 | 76.88 | 76.90 | 76.78 | 76.69 | 76.67 | 76.67 | 76.59 | 76.92 | 77.16 | 78.00 | 78.68 | 80.00 | 80.00 | 80.00 | 79.81 | 80.00 | 80.03 | 80.37 | 80.31 | 80.45 |
| PROGRESSIVE PROGETTO | | | | | -18.72 | -18.16 | -17.16 | -16.16 | -13.00 | -12.20 | -11.00 | -9.25 | | | -1.25 | 1.25 | | | | | 9.25 | | | | | 14.75 | 15.95 | 16.75 | | | 21.56 | 22.56 | 23.06 | 24.41 | |
| PARZIALI PROGETTO | | | | | 0.56 | 1.00 | 1.00 | 3.16 | 0.80 | 1.20 | 1.75 | | | | 8.00 | 2.50 | | 8.00 | | | | 5.50 | | | | 1.20 | 0.80 | 4.81 | | 1.00 | 0.50 | 1.35 | | | |
| QUOTE PROGETTO | | | | | 79.05 | 78.50 | 79.00 | 79.00 | 76.89 | 76.89 | 76.74 | 76.78 | | | 76.98 | 76.98 | | 76.78 | | | | 76.65 | 76.80 | 76.80 | | 80.01 | 80.01 | 79.51 | 80.36 | | | | | | |

PROFILO SS195
 SEZIONE 108
 PROGRESSIVA 23640.00

CAREGGIATA SUD

DN DEMOLIZIONE NERI m² 1.83
 DP DEM. PACCHETTO m² 3.69
 SC SCOTICO m² 1.93
 SV SCAVO m² 2.51
 TE RIPORTO m² 1.63

| | | | | | | | | | | | |
|-----------|----------|-----------------------------|-------------------------------|--------|----------------|--------|---------------------------|-------------------------|-----------------------------|----------|-----------|
| Arginello | Banchina | Corsia marcia dir. Cagliari | Corsia sorpasso dir. Cagliari | Banch. | Spartitraffico | Banch. | Corsia sorpasso dir. Pula | Corsia marcia dir. Pula | Corsia immissione dir. Pula | Banchina | Arginello |
|-----------|----------|-----------------------------|-------------------------------|--------|----------------|--------|---------------------------|-------------------------|-----------------------------|----------|-----------|

CAREGGIATA NORD

DN DEMOLIZIONE NERI m² 1.83
 DP DEM. PACCHETTO m² 3.70
 SV SCAVO m² 0.65
 TE RIPORTO m² 0.72

RAMPA D
 SC SCOTICO m² 2.98
 SV SCAVO m² 26.89

66
 200 200

| | | | | | | | | | | | | | | | | | | | | | | | | | | | | | | |
|----------------------|--------|--------|--------|--------|--------|--------|--------|--------|--------|--------|--------|-------|-------|-------|-------|-------|-------|-------|-------|-------|-------|-------|-------|-------|-------|-------|-------|-------|-------|--|
| PROGRESSIVE TERRENO | -27.18 | -25.64 | -22.38 | -19.95 | -17.82 | -14.58 | -12.88 | -11.28 | -10.19 | -9.16 | -4.82 | -0.17 | 0.48 | 2.39 | 3.93 | 4.92 | 11.32 | 11.98 | 13.12 | 17.86 | 23.52 | 24.36 | 25.15 | 25.76 | 26.42 | 27.22 | 28.52 | 29.22 | 30.00 | |
| PARZIALI TERRENO | 1.54 | 3.26 | 2.43 | 2.13 | 3.24 | 1.70 | 1.60 | 1.09 | 1.03 | 4.34 | 4.65 | 0.65 | 1.91 | 1.54 | 0.99 | 6.40 | 0.66 | 1.14 | 4.74 | 5.66 | 0.84 | 0.79 | 0.61 | 0.66 | 0.80 | 1.30 | 0.70 | 0.78 | | |
| QUOTE TERRENO | 78.24 | 78.17 | 78.25 | 78.39 | 78.42 | 78.19 | 78.00 | 77.04 | 76.88 | 76.75 | 76.86 | 76.98 | 77.02 | 76.97 | 76.93 | 76.90 | 77.52 | 77.61 | 78.33 | 79.66 | 79.56 | 79.54 | 79.25 | 79.22 | 79.18 | 79.14 | 79.12 | 79.03 | 78.96 | |
| PROGRESSIVE PROGETTO | | | | | -17.48 | -16.79 | -15.79 | -14.79 | -13.00 | -12.20 | -11.00 | -9.25 | -1.25 | 1.25 | | 9.25 | | 14.23 | 15.43 | 16.23 | 20.16 | 21.16 | 21.66 | 22.69 | | | | | | |
| PARZIALI PROGETTO | | | | | 0.69 | 1.00 | 1.00 | 1.79 | 0.80 | 1.20 | 1.75 | 8.00 | 2.50 | 8.00 | | 4.98 | | 1.20 | 0.80 | 3.93 | 1.00 | 0.50 | 1.03 | | | | | | | |
| QUOTE PROGETTO | | | | | 78.40 | 77.70 | 78.20 | 78.20 | 77.01 | 77.01 | 76.86 | 76.91 | 77.11 | 77.11 | 76.91 | 76.78 | 76.93 | 76.93 | 79.55 | 79.55 | 79.05 | 79.58 | | | | | | | | |

PROFILO SS195
 SEZIONE 112
 PROGRESSIVA 23720.00

CAREGGIATA SUD

| | | |
|------------------------|----------------|-------|
| DN DEMOLIZIONE NERI | m ² | 1.85 |
| DP DEM. PACCHETTO | m ² | 3.68 |
| SC SCOTICO | m ² | 2.51 |
| SG SCAVO GRADONATURA | m ² | 2.80 |
| SR SCAVO RISANAMENTO | m ² | 11.91 |
| TE RIPORTO | m ² | 11.63 |
| TR RIPORTO RISANAMENTO | m ² | 11.93 |
| VE VEGETALE | m ² | 1.62 |
| BO BONIFICA | m ² | 0.90 |

| | | | | | | | | | | |
|-----------|----------|--------------------------------|----------------------------------|--------|----------------|--------|------------------------------|----------------------------|----------|-----------|
| Arginello | Banchina | Corsia marcia dir. Cagliari | Corsia sorpasso dir. Cagliari | Banch. | Spartitraffico | Banch. | Corsia sorpasso dir. Pula | Corsia marcia dir. Pula | Banchina | Arginello |
|-----------|----------|--------------------------------|----------------------------------|--------|----------------|--------|------------------------------|----------------------------|----------|-----------|

CAREGGIATA NORD

| | | |
|------------------------|----------------|-------|
| DN DEMOLIZIONE NERI | m ² | 1.84 |
| DP DEM. PACCHETTO | m ² | 3.68 |
| SC SCOTICO | m ² | 1.88 |
| SG SCAVO GRADONATURA | m ² | 2.30 |
| SR SCAVO RISANAMENTO | m ² | 10.78 |
| TE RIPORTO | m ² | 9.02 |
| TR RIPORTO RISANAMENTO | m ² | 10.81 |
| VE VEGETALE | m ² | 1.05 |
| BO BONIFICA | m ² | 0.90 |

63
 200 200

| | | | | | | | | | | | | | | | | | | | | | | | | | | | | | | | |
|----------------------|--------|--------|--------|--------|--------|--------|--------|--------|--------|--------|--------|--------|--------|--------|-------|-------|-------|-------|-------|-------|-------|-------|-------|-------|-------|-------|-------|-------|-------|-------|-------|
| PROGRESSIVE TERRENO | -28.04 | -27.20 | -24.87 | -24.10 | -23.10 | -21.92 | -19.90 | -18.59 | -17.86 | -16.33 | -15.54 | -14.08 | -13.31 | -11.11 | -9.56 | -3.96 | -0.17 | 0.47 | 3.25 | 9.10 | 12.73 | 15.37 | 16.30 | 16.94 | 18.59 | 19.31 | 19.98 | 22.37 | 24.22 | 27.91 | 30.00 |
| PARZIALI TERRENO | 0.84 | 2.33 | 0.77 | 1.00 | 1.18 | 2.02 | 1.31 | 0.73 | 1.53 | 0.79 | 1.46 | 0.77 | 2.20 | 1.55 | 5.60 | 3.79 | 0.64 | 2.78 | 5.85 | 3.63 | 2.64 | 0.93 | 0.64 | 1.65 | 0.72 | 0.67 | 2.39 | 1.85 | 3.69 | 2.09 | |
| QUOTE TERRENO | 73.16 | 73.14 | 73.10 | 73.08 | 73.21 | 73.26 | 73.35 | 73.75 | 74.00 | 74.66 | 75.00 | 75.66 | 76.00 | 77.00 | 77.28 | 77.50 | 77.60 | 77.59 | 77.54 | 77.42 | 76.01 | 75.00 | 75.00 | 75.00 | 75.00 | 74.88 | 75.04 | 75.61 | 75.65 | 75.80 | 75.90 |
| PROGRESSIVE PROGETTO | | | | | | -21.80 | -20.15 | -19.15 | -18.15 | | | -13.50 | -13.00 | -11.00 | -9.25 | | -1.25 | 1.25 | | 9.25 | 11.00 | 13.00 | 13.50 | 16.68 | 17.68 | 18.68 | | | | | |
| PARZIALI PROGETTO | | | | | | 1.65 | 1.00 | 1.00 | | 4.65 | | 0.50 | 2.00 | 1.75 | 8.00 | | 2.50 | | 8.00 | 1.75 | 2.00 | 0.50 | 3.18 | 1.00 | 1.00 | | | | | | |
| QUOTE PROGETTO | | | | | | 73.26 | 74.36 | 73.86 | 74.36 | | | 77.12 | 77.45 | 77.34 | 77.39 | | 77.59 | 77.59 | | 77.39 | 77.34 | 77.45 | 77.12 | 75.00 | 74.50 | 75.00 | | | | | |

PROFILO SS195
 SEZIONE 113
 PROGRESSIVA 23740.00

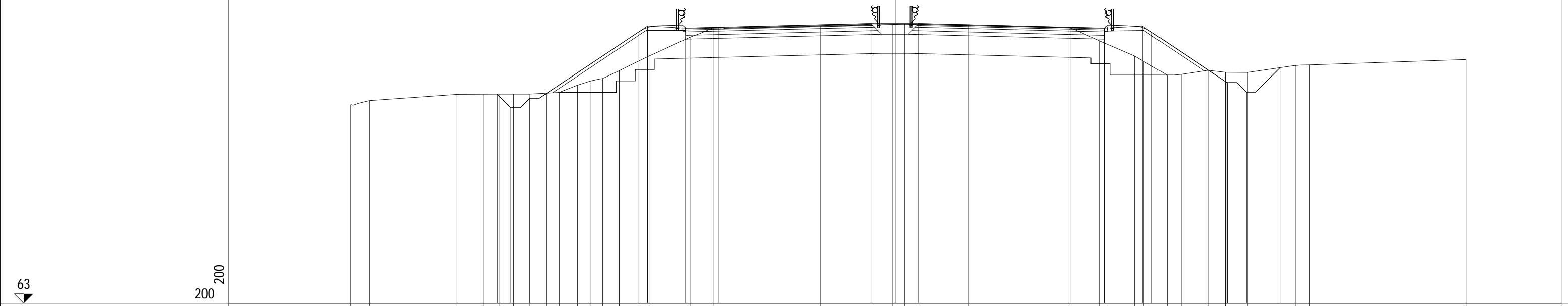
CAREGGIATA SUD

| | | |
|------------------------|----------------|-------|
| DN DEMOLIZIONE NERI | m ² | 1.84 |
| DP DEM. PACCHETTO | m ² | 3.67 |
| SC SCOTICO | m ² | 2.30 |
| SG SCAVO GRADONATURA | m ² | 2.22 |
| SR SCAVO RISANAMENTO | m ² | 10.72 |
| SV SCAVO | m ² | 0.53 |
| TE RIPORTO | m ² | 10.75 |
| TR RIPORTO RISANAMENTO | m ² | 11.28 |
| VE VEGETALE | m ² | 1.32 |
| BO BONIFICA | m ² | 0.90 |

| | | | | | | | | | | |
|-----------|----------|-----------------------------|-------------------------------|--------|----------------|--------|---------------------------|-------------------------|----------|-----------|
| Arginello | Banchina | Corsia marcia dir. Cagliari | Corsia sorpasso dir. Cagliari | Banch. | Spartitraffico | Banch. | Corsia sorpasso dir. Pula | Corsia marcia dir. Pula | Banchina | Arginello |
|-----------|----------|-----------------------------|-------------------------------|--------|----------------|--------|---------------------------|-------------------------|----------|-----------|

CAREGGIATA NORD

| | | |
|------------------------|----------------|-------|
| DN DEMOLIZIONE NERI | m ² | 1.84 |
| DP DEM. PACCHETTO | m ² | 3.69 |
| SC SCOTICO | m ² | 2.19 |
| SG SCAVO GRADONATURA | m ² | 3.85 |
| SR SCAVO RISANAMENTO | m ² | 8.93 |
| TE RIPORTO | m ² | 12.24 |
| TR RIPORTO RISANAMENTO | m ² | 9.50 |
| VE VEGETALE | m ² | 1.03 |
| BO BONIFICA | m ² | 1.50 |



| | | | | | | | | | | | | | | | | | | | | | | | | | | | | | | | | |
|----------------------|--------|--------|--------|--------|--------|--------|--------|--------|--------|--------|--------|--------|--------|--------|--------|-------|-------|-------|-------|-------|-------|-------|-------|-------|-------|-------|-------|-------|-------|-------|-------|-------|
| PROGRESSIVE TERRENO | -28.60 | -27.60 | -23.00 | -21.64 | -20.76 | -20.04 | -19.21 | -18.33 | -17.64 | -16.67 | -15.97 | -15.35 | -14.49 | -12.92 | -10.73 | -9.55 | -3.94 | -0.16 | 0.49 | 3.87 | 9.15 | 10.75 | 12.58 | 13.07 | 14.30 | 15.06 | 16.46 | 17.37 | 18.52 | 21.04 | 21.76 | 30.00 |
| PARZIALI TERRENO | 1.00 | 4.60 | 1.36 | 0.88 | 0.72 | 0.83 | 0.88 | 0.69 | 0.97 | 0.70 | 0.62 | 0.86 | 1.57 | 2.19 | 1.18 | 5.61 | 3.78 | 0.65 | 3.38 | 5.28 | 1.60 | 1.83 | 0.49 | 1.23 | 0.76 | 1.40 | 0.91 | 1.15 | 2.52 | 0.72 | 8.24 | |
| QUOTE TERRENO | 73.45 | 73.66 | 73.98 | 74.00 | 74.00 | 74.00 | 74.00 | 74.05 | 74.09 | 74.47 | 74.69 | 74.82 | 75.23 | 76.00 | 77.00 | 77.48 | 77.57 | 77.66 | 77.67 | 77.60 | 77.48 | 76.79 | 76.00 | 75.71 | 75.00 | 75.04 | 75.25 | 75.14 | 75.14 | 75.50 | 75.53 | 75.81 |
| PROGRESSIVE PROGETTO | | | | -20.89 | -20.18 | -19.18 | | | | | | -13.50 | -13.00 | -11.00 | -9.25 | | | -1.25 | 1.25 | | 9.25 | 11.00 | 13.00 | 13.50 | | | 17.45 | 18.45 | 20.23 | | | |
| PARZIALI PROGETTO | | | | 0.71 | 1.00 | | | | | 5.68 | | | 0.50 | 2.00 | | | | 2.50 | | 8.00 | | 1.75 | 2.00 | 0.50 | | 3.95 | | 1.00 | 1.78 | | | |
| QUOTE PROGETTO | | | | 74.00 | 73.28 | 73.78 | | | | | | 77.24 | 77.57 | 77.46 | 77.51 | | | 77.71 | 77.71 | | 77.51 | 77.46 | 77.57 | 77.24 | | | 74.60 | 74.10 | 75.39 | | | |

PROFILO SS195
 SEZIONE 114
 PROGRESSIVA 23760.00

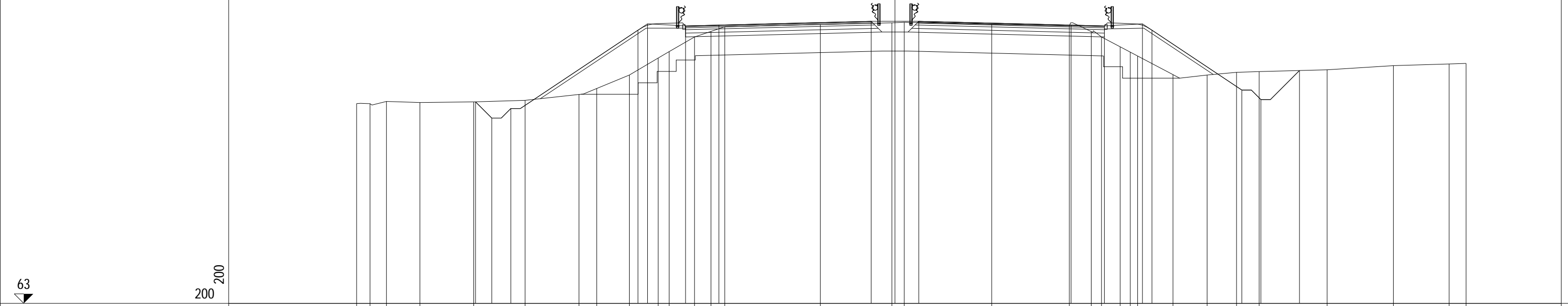
CAREGGIATA SUD

| | | |
|------------------------|----------------|-------|
| DN DEMOLIZIONE NERI | m ² | 1.83 |
| DP DEM. PACCHETTO | m ² | 3.69 |
| SC SCOTICO | m ² | 2.55 |
| SG SCAVO GRADONATURA | m ² | 4.16 |
| SR SCAVO RISANAMENTO | m ² | 8.72 |
| SV SCAVO | m ² | 0.95 |
| TE RIPORTO | m ² | 16.60 |
| TR RIPORTO RISANAMENTO | m ² | 9.85 |
| VE VEGETALE | m ² | 1.45 |
| BO BONIFICA | m ² | 0.90 |

| | | | | | | | | | | |
|-----------|----------|--------------------------------|----------------------------------|--------|----------------|--------|------------------------------|----------------------------|----------|-----------|
| Arginello | Banchina | Corsia marcia dir. Cagliari | Corsia sorpasso dir. Cagliari | Banch. | Spartitraffico | Banch. | Corsia sorpasso dir. Pula | Corsia marcia dir. Pula | Banchina | Arginello |
|-----------|----------|--------------------------------|----------------------------------|--------|----------------|--------|------------------------------|----------------------------|----------|-----------|

CAREGGIATA NORD

| | | |
|------------------------|----------------|-------|
| DN DEMOLIZIONE NERI | m ² | 1.85 |
| DP DEM. PACCHETTO | m ² | 3.67 |
| SC SCOTICO | m ² | 2.41 |
| SG SCAVO GRADONATURA | m ² | 4.51 |
| SR SCAVO RISANAMENTO | m ² | 8.86 |
| SV SCAVO | m ² | 2.76 |
| TE RIPORTO | m ² | 13.36 |
| TR RIPORTO RISANAMENTO | m ² | 9.61 |
| VE VEGETALE | m ² | 1.10 |
| BO BONIFICA | m ² | 1.60 |



63
 200 200

| | | | | | | | | | | | | | | | | | | | | | | | | | | | | | | | | |
|----------------------|--------|--------|--------|--------|--------|--------|--------|--------|--------|--------|--------|--------|-------|-------|-------|-------|-------|-------|-------|-------|-------|-------|-------|-------|-------|-------|-------|-------|-------|-------|-------|-------|
| PROGRESSIVE TERRENO | -28.28 | -27.57 | -26.71 | -24.95 | -22.13 | -19.43 | -16.60 | -15.67 | -13.95 | -12.44 | -11.86 | -10.53 | -9.66 | -8.94 | -3.92 | -0.16 | 0.49 | 5.08 | 9.16 | 10.31 | 10.85 | 11.83 | 12.36 | 12.75 | 14.60 | 16.40 | 17.94 | 19.13 | 22.70 | 26.18 | 29.11 | 30.00 |
| PARZIALI TERRENO | 0.71 | 0.86 | 1.76 | 2.82 | 2.70 | 2.83 | 0.93 | 1.72 | 1.51 | 0.58 | 1.33 | 0.87 | 0.72 | 5.02 | 3.76 | 0.65 | 4.59 | 4.08 | 1.15 | 0.54 | 0.98 | 0.53 | 0.39 | 1.85 | 1.80 | 1.54 | 1.19 | 3.57 | 3.48 | 2.93 | 0.89 | |
| QUOTE TERRENO | 73.50 | 73.49 | 73.61 | 73.56 | 73.59 | 73.67 | 73.98 | 74.29 | 75.00 | 75.89 | 76.23 | 77.00 | 77.29 | 77.54 | 77.66 | 77.74 | 77.77 | 77.67 | 77.58 | 77.28 | 77.00 | 76.48 | 76.20 | 76.00 | 75.02 | 75.00 | 75.14 | 75.18 | 75.28 | 75.49 | 75.58 | 75.61 |
| PROGRESSIVE PROGETTO | | | | | -22.03 | -21.18 | -20.18 | | | -13.50 | -13.00 | | | | | -1.25 | 1.25 | | 9.25 | 11.00 | | 13.00 | 13.50 | | | | 18.22 | 19.22 | 21.25 | | | |
| PARZIALI PROGETTO | | | | | 0.85 | 1.00 | 6.68 | | | 0.50 | 2.00 | 1.75 | | 8.00 | | 2.50 | | 8.00 | 1.75 | 2.00 | 0.50 | 4.72 | | | | 1.00 | 2.03 | | | | | |
| QUOTE PROGETTO | | | | | 73.59 | 72.74 | 73.24 | | | 77.36 | 77.69 | 77.58 | 77.63 | | 77.83 | 77.83 | | | 77.63 | 77.58 | 77.69 | 77.36 | | | | 74.21 | 73.71 | 75.24 | | | | |

PROFILO SS195
 SEZIONE 115
 PROGRESSIVA 23780.00

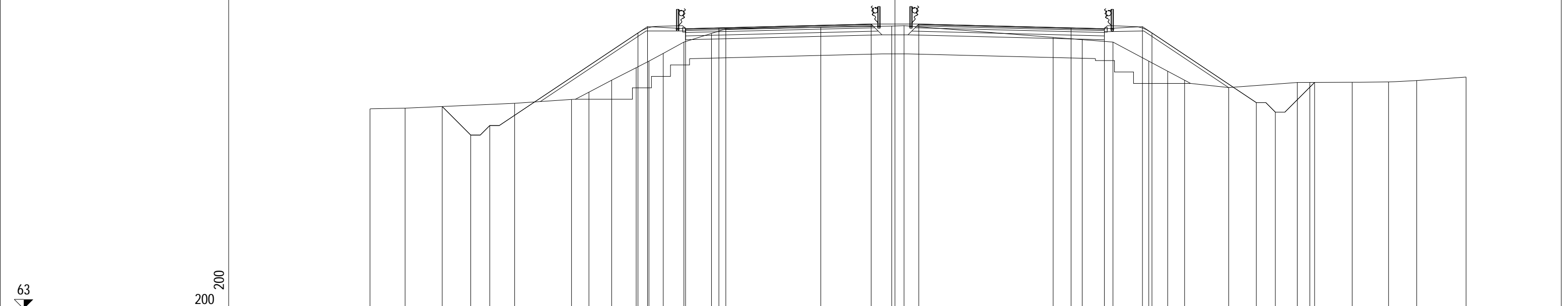
CAREGGIATA SUD

| | | |
|------------------------|----------------|-------|
| DN DEMOLIZIONE NERI | m ² | 1.84 |
| DP DEM. PACCHETTO | m ² | 3.69 |
| SC SCOTICO | m ² | 2.91 |
| SG SCAVO GRADONATURA | m ² | 5.44 |
| SR SCAVO RISANAMENTO | m ² | 8.79 |
| SV SCAVO | m ² | 3.31 |
| TE RIPORTO | m ² | 16.03 |
| TR RIPORTO RISANAMENTO | m ² | 9.95 |
| VE VEGETALE | m ² | 1.43 |
| BO BONIFICA | m ² | 0.90 |

| | | | | | | | | | | |
|-----------|----------|-----------------------------|-------------------------------|--------|----------------|--------|---------------------------|-------------------------|----------|-----------|
| Arginello | Banchina | Corsia marcia dir. Cagliari | Corsia sorpasso dir. Cagliari | Banch. | Spartitraffico | Banch. | Corsia sorpasso dir. Pula | Corsia marcia dir. Pula | Banchina | Arginello |
|-----------|----------|-----------------------------|-------------------------------|--------|----------------|--------|---------------------------|-------------------------|----------|-----------|

CAREGGIATA NORD

| | | |
|------------------------|----------------|-------|
| DN DEMOLIZIONE NERI | m ² | 1.84 |
| DP DEM. PACCHETTO | m ² | 3.67 |
| SC SCOTICO | m ² | 2.55 |
| SG SCAVO GRADONATURA | m ² | 3.97 |
| SR SCAVO RISANAMENTO | m ² | 6.78 |
| SV SCAVO | m ² | 2.75 |
| TE RIPORTO | m ² | 13.51 |
| TR RIPORTO RISANAMENTO | m ² | 9.62 |
| VE VEGETALE | m ² | 1.23 |
| BO BONIFICA | m ² | 1.50 |



63
 200 200

| | | | | | | | | | | | | | | | | | | | | | | | | | | | | | | | | |
|----------------------|--------|--------|--------|--------|--------|--------|--------|--------|--------|--------|--------|-------|-------|-------|-------|-------|-------|-------|-------|-------|-------|-------|-------|-------|-------|-------|-------|-------|-------|-------|-------|-------|
| PROGRESSIVE TERRENO | -27.58 | -25.73 | | -19.98 | -16.99 | -16.08 | -14.88 | -13.59 | -12.92 | -12.17 | -11.09 | -9.64 | -8.89 | | -3.90 | -0.17 | 0.48 | | 8.31 | 9.84 | 11.45 | 13.33 | 14.32 | 15.21 | 17.53 | | 21.13 | 21.79 | 24.02 | 25.93 | 27.41 | 30.00 |
| PARZIALI TERRENO | 1.85 | 5.75 | 2.99 | 0.91 | 1.20 | 1.29 | 0.67 | 0.75 | 1.08 | 1.45 | 0.75 | 4.99 | 3.73 | 0.65 | 7.83 | 1.53 | 1.61 | 1.88 | 0.99 | 0.89 | 2.32 | 3.60 | 0.66 | 2.23 | 1.91 | 1.48 | 2.59 | | | | | |
| QUOTE TERRENO | 73.50 | 73.53 | 73.79 | 73.99 | 74.37 | 75.00 | 75.66 | 76.00 | 76.40 | 77.00 | 77.45 | 77.69 | 77.77 | 77.84 | 77.86 | 77.25 | 77.13 | 77.00 | 76.00 | 75.47 | 75.00 | 74.61 | 74.88 | 74.88 | 74.89 | 74.91 | 74.98 | 75.16 | | | | |
| PROGRESSIVE PROGETTO | | -23.78 | -22.28 | -21.28 | | | -13.50 | -13.00 | | -11.00 | -9.25 | | | -1.25 | 1.25 | | | 9.25 | 11.00 | | 13.00 | 13.50 | | | 18.98 | 19.98 | | 22.04 | | | | |
| PARZIALI PROGETTO | | 1.50 | 1.00 | | 7.78 | | 0.50 | 2.00 | 1.75 | | 8.00 | | | 2.50 | | 8.00 | 1.75 | 2.00 | 0.50 | 5.48 | | 1.00 | 2.06 | | | | | | | | | |
| QUOTE PROGETTO | | 73.62 | 72.12 | 72.62 | | | 77.48 | 77.81 | 77.70 | 77.75 | | | | 77.95 | 77.95 | | | 77.75 | 77.70 | | 77.81 | 77.48 | | | 73.82 | 73.32 | | 74.88 | | | | |

PROFILO SS195
 SEZIONE 116
 PROGRESSIVA 23800.00

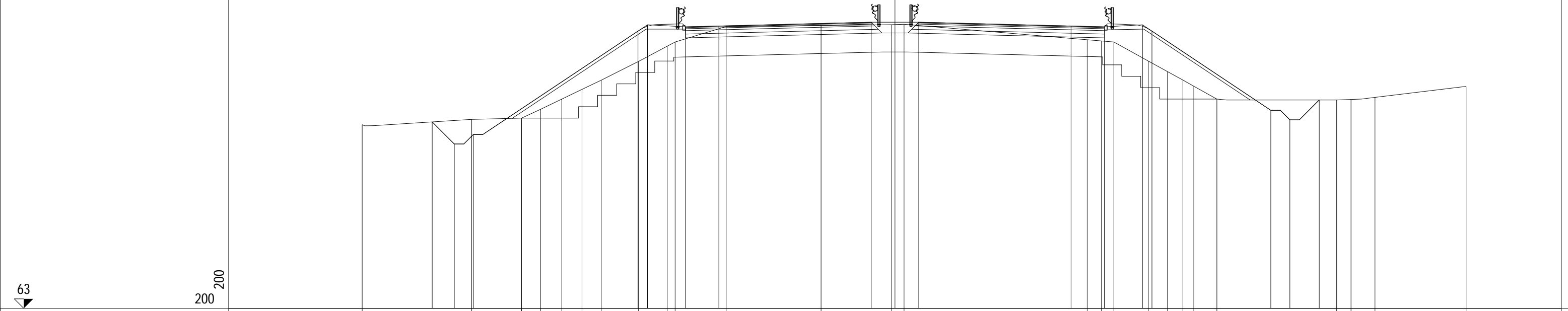
CAREGGIATA SUD

| | | |
|------------------------|----------------|-------|
| DN DEMOLIZIONE NERI | m ² | 1.85 |
| DP DEM. PACCHETTO | m ² | 3.66 |
| SC SCOTICO | m ² | 3.00 |
| SG SCAVO GRADONATURA | m ² | 5.22 |
| SR SCAVO RISANAMENTO | m ² | 9.99 |
| SV SCAVO | m ² | 2.03 |
| TE RIPORTO | m ² | 16.24 |
| TR RIPORTO RISANAMENTO | m ² | 10.95 |
| VE VEGETALE | m ² | 1.69 |
| BO BONIFICA | m ² | 0.90 |

| | | | | | | | | | | |
|-----------|----------|-----------------------------|-------------------------------|--------|----------------|--------|---------------------------|-------------------------|----------|-----------|
| Arginello | Banchina | Corsia marcia dir. Cagliari | Corsia sorpasso dir. Cagliari | Banch. | Spartitraffico | Banch. | Corsia sorpasso dir. Pula | Corsia marcia dir. Pula | Banchina | Arginello |
|-----------|----------|-----------------------------|-------------------------------|--------|----------------|--------|---------------------------|-------------------------|----------|-----------|

CAREGGIATA NORD

| | | |
|------------------------|----------------|-------|
| DN DEMOLIZIONE NERI | m ² | 1.83 |
| DP DEM. PACCHETTO | m ² | 3.68 |
| SC SCOTICO | m ² | 2.61 |
| SG SCAVO GRADONATURA | m ² | 5.65 |
| SR SCAVO RISANAMENTO | m ² | 6.25 |
| SV SCAVO | m ² | 1.33 |
| TE RIPORTO | m ² | 17.61 |
| TR RIPORTO RISANAMENTO | m ² | 9.26 |
| VE VEGETALE | m ² | 1.46 |
| BO BONIFICA | m ² | 1.50 |



| | | | | | | | | | | | | | | | | | | | | | | | | | | |
|----------------------|--------|--------|--------|--------|--------|--------|--------|--------|--------|--------|-------|-------|-------|-------|-------|-------|-------|-------|-------|-------|-------|-------|-------|-------|-------|-------|
| PROGRESSIVE TERRENO | -27.99 | -22.23 | -19.61 | -18.62 | -17.50 | -16.44 | -15.43 | -13.47 | -11.97 | -11.55 | -8.87 | -3.88 | -0.17 | 0.48 | 10.10 | 10.85 | 11.50 | 13.31 | 14.32 | 15.12 | 15.70 | 16.91 | 23.20 | 23.96 | 25.21 | 30.00 |
| PARZIALI TERRENO | 5.76 | 2.62 | 0.99 | 1.12 | 1.06 | 1.01 | 1.96 | 1.50 | 0.42 | 2.68 | 4.99 | 3.71 | 0.65 | 9.62 | 0.75 | 0.65 | 1.81 | 1.01 | 0.80 | 0.58 | 1.21 | 6.29 | 0.76 | 1.25 | 4.79 | |
| QUOTE TERRENO | 72.65 | 72.93 | 73.00 | 73.46 | 74.00 | 74.51 | 74.99 | 75.98 | 76.78 | 77.00 | 77.81 | 77.87 | 77.91 | 77.93 | 77.12 | 77.05 | 77.00 | 76.00 | 75.44 | 75.00 | 74.68 | 74.00 | 73.95 | 73.98 | 74.09 | 74.67 |
| PROGRESSIVE PROGETTO | | -24.31 | -23.15 | -22.15 | | | | -13.50 | -13.00 | -11.00 | -9.25 | | -1.25 | 1.25 | 9.25 | 11.00 | | 13.00 | 13.50 | | | | 19.74 | 20.74 | 22.29 | |
| PARZIALI PROGETTO | | 1.16 | 1.00 | | 8.65 | | | 0.50 | 2.00 | 1.75 | 8.00 | | 2.50 | 8.00 | 1.75 | 2.00 | | 0.50 | 6.24 | | | | 1.00 | 1.55 | | |
| QUOTE PROGETTO | | 72.80 | 71.64 | 72.14 | | | | 77.57 | 77.91 | 77.80 | 77.84 | | 78.04 | 78.04 | 77.84 | 77.80 | | 77.90 | 77.57 | | | | 73.41 | 72.91 | 73.95 | |

PROFILO SS195
 SEZIONE 118
 PROGRESSIVA 23840.00

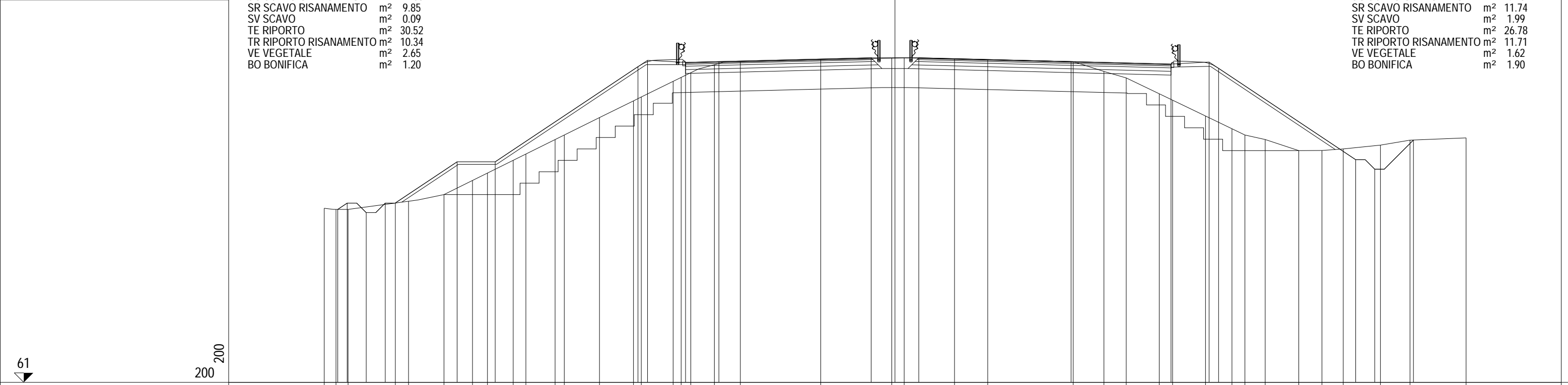
CAREGGIATA SUD

| | | |
|------------------------|----------------|-------|
| DN DEMOLIZIONE NERI | m ² | 1.85 |
| DP DEM. PACCHETTO | m ² | 3.69 |
| SC SCOTICO | m ² | 4.04 |
| SG SCAVO GRADONATURA | m ² | 12.68 |
| SR SCAVO RISANAMENTO | m ² | 9.85 |
| SV SCAVO | m ² | 0.09 |
| TE RIPORTO | m ² | 30.52 |
| TR RIPORTO RISANAMENTO | m ² | 10.34 |
| VE VEGETALE | m ² | 2.65 |
| BO BONIFICA | m ² | 1.20 |

| | | | | | | | | | | |
|-----------|----------|-----------------------------|-------------------------------|--------|----------------|--------|---------------------------|-------------------------|----------|-----------|
| Arginello | Banchina | Corsia marcia dir. Cagliari | Corsia sorpasso dir. Cagliari | Banch. | Spartitraffico | Banch. | Corsia sorpasso dir. Pula | Corsia marcia dir. Pula | Banchina | Arginello |
|-----------|----------|-----------------------------|-------------------------------|--------|----------------|--------|---------------------------|-------------------------|----------|-----------|

CAREGGIATA NORD

| | | |
|------------------------|----------------|-------|
| DN DEMOLIZIONE NERI | m ² | 1.84 |
| DP DEM. PACCHETTO | m ² | 3.69 |
| SC SCOTICO | m ² | 3.57 |
| SG SCAVO GRADONATURA | m ² | 4.76 |
| SR SCAVO RISANAMENTO | m ² | 11.74 |
| SV SCAVO | m ² | 1.99 |
| TE RIPORTO | m ² | 26.78 |
| TR RIPORTO RISANAMENTO | m ² | 11.71 |
| VE VEGETALE | m ² | 1.62 |
| BO BONIFICA | m ² | 1.90 |



| | | | | | | | | | | | | | | | | | | | | | | | | | | | | | | | | | | | | | | | | |
|----------------------|--------|--------|--------|--------|--------|--------|--------|--------|--------|--------|--------|--------|--------|--------|--------|--------|--------|--------|-------|-------|-------|-------|-------|-------|-------|-------|-------|-------|-------|-------|-------|-------|-------|-------|-------|-------|-------|-------|-------|-------|
| PROGRESSIVE TERRENO | -29.98 | -29.36 | -28.73 | -26.24 | -25.55 | -23.69 | -22.19 | -21.41 | -20.05 | -19.39 | -17.85 | -17.37 | -15.52 | -13.74 | -13.33 | -11.55 | -11.23 | -10.72 | -9.49 | -8.12 | -3.90 | -0.17 | 0.48 | 3.13 | 4.87 | 9.36 | 10.98 | 12.15 | 13.88 | 14.58 | 16.31 | 17.70 | 18.38 | 19.45 | 21.21 | 22.43 | 23.55 | 25.50 | 27.05 | 30.00 |
| PARZIALI TERRENO | 0.62 | 0.63 | 2.49 | 0.69 | 1.86 | 1.50 | 0.78 | 1.36 | 0.66 | 1.54 | 0.48 | 1.85 | 1.78 | 0.41 | 1.68 | 0.42 | 0.51 | 1.23 | 1.37 | 4.22 | 3.73 | 0.65 | 2.65 | 1.74 | 4.49 | 1.62 | 1.17 | 1.73 | 0.70 | 1.73 | 1.39 | 0.68 | 1.07 | 1.76 | 1.22 | 1.12 | 1.95 | 1.55 | 2.95 | |
| QUOTE TERRENO | 70.15 | 70.09 | 70.09 | 70.42 | 70.52 | 70.87 | 71.61 | 72.00 | 72.67 | 73.00 | 73.76 | 74.00 | 74.92 | 75.79 | 76.00 | 76.82 | 77.03 | 77.27 | 77.69 | 77.84 | 77.95 | 78.04 | 78.05 | 78.00 | 77.96 | 77.86 | 77.34 | 77.00 | 76.17 | 75.83 | 75.00 | 74.33 | 74.00 | 73.76 | 73.18 | 73.19 | 73.27 | 73.47 | 73.73 | 73.85 |
| PROGRESSIVE PROGETTO | -29.27 | -28.77 | -27.77 | -26.77 | -23.00 | -21.00 | -13.50 | -13.00 | -11.00 | -9.25 | -1.25 | 1.25 | 9.25 | 14.50 | 16.50 | 17.00 | 24.20 | 25.20 | 27.24 | | | | | | | | | | | | | | | | | | | | | |
| PARZIALI PROGETTO | 0.50 | 1.00 | 1.00 | 3.77 | 2.00 | 7.50 | 0.50 | 2.00 | 1.75 | 8.00 | 2.50 | 8.00 | 5.25 | 2.00 | 0.50 | 7.20 | 1.00 | 2.04 | | | | | | | | | | | | | | | | | | | | | | |
| QUOTE PROGETTO | 70.09 | 70.42 | 69.92 | 70.42 | 72.59 | 72.59 | 77.59 | 77.93 | 77.82 | 77.86 | 78.06 | 78.06 | 77.86 | 77.73 | 77.84 | 77.50 | 72.70 | 72.20 | 73.74 | | | | | | | | | | | | | | | | | | | | | |

PROFILO SS195
 SEZIONE 119
 PROGRESSIVA 23860.00

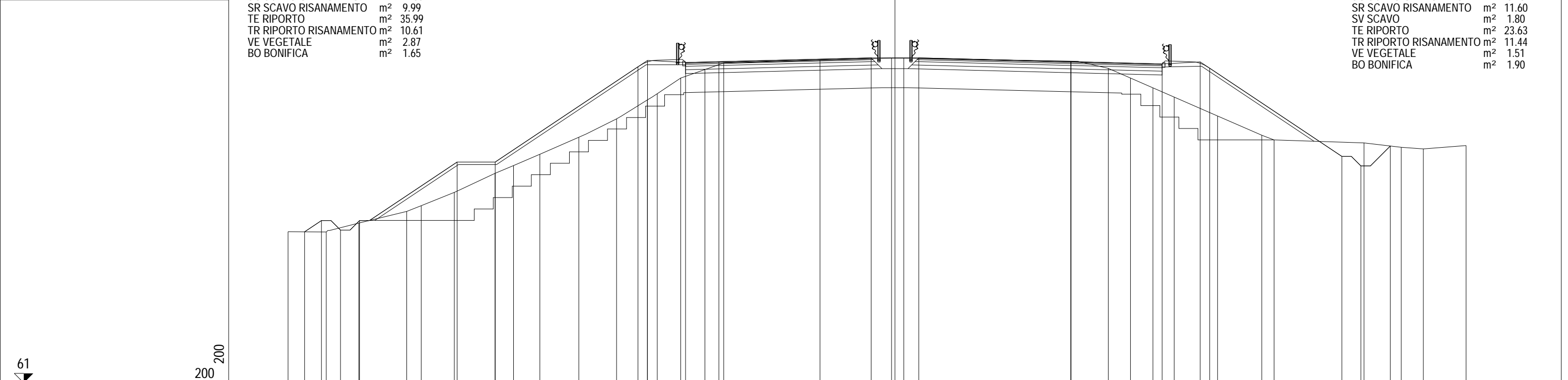
CAREGGIATA SUD

| | | |
|------------------------|----------------|-------|
| DN DEMOLIZIONE NERI | m ² | 1.84 |
| DP DEM. PACCHETTO | m ² | 3.68 |
| SC SCOTICO | m ² | 4.38 |
| SG SCAVO GRADONATURA | m ² | 11.80 |
| SR SCAVO RISANAMENTO | m ² | 9.99 |
| TE RIPORTO | m ² | 35.99 |
| TR RIPORTO RISANAMENTO | m ² | 10.61 |
| VE VEGETALE | m ² | 2.87 |
| BO BONIFICA | m ² | 1.65 |

| | | | | | | | | | | |
|-----------|----------|-----------------------------|-------------------------------|--------|----------------|--------|---------------------------|-------------------------|----------|-----------|
| Arginello | Banchina | Corsia marcia dir. Cagliari | Corsia sorpasso dir. Cagliari | Banch. | Spartitraffico | Banch. | Corsia sorpasso dir. Pula | Corsia marcia dir. Pula | Banchina | Arginello |
|-----------|----------|-----------------------------|-------------------------------|--------|----------------|--------|---------------------------|-------------------------|----------|-----------|

CAREGGIATA NORD

| | | |
|------------------------|----------------|-------|
| DN DEMOLIZIONE NERI | m ² | 1.83 |
| DP DEM. PACCHETTO | m ² | 3.69 |
| SC SCOTICO | m ² | 3.36 |
| SG SCAVO GRADONATURA | m ² | 6.75 |
| SR SCAVO RISANAMENTO | m ² | 11.60 |
| SV SCAVO | m ² | 1.80 |
| TE RIPORTO | m ² | 23.63 |
| TR RIPORTO RISANAMENTO | m ² | 11.44 |
| VE VEGETALE | m ² | 1.51 |
| BO BONIFICA | m ² | 1.90 |



| | | | | | | | | | | | | | | | | | | | | | | | | | | | | | | | |
|----------------------|--------|--------|--------|--------|--------|--------|--------|--------|--------|--------|--------|--------|--------|--------|-------|-------|-------|-------|-------|-------|-------|-------|-------|-------|-------|-------|-------|-------|-------|-------|-------|
| PROGRESSIVE TERRENO | -31.88 | -29.87 | -28.16 | -25.65 | -24.88 | -23.15 | -21.01 | -20.04 | -18.65 | -16.61 | -14.62 | -13.01 | -12.49 | -11.25 | -9.98 | -9.00 | -3.94 | -0.18 | 0.46 | 9.23 | 11.21 | 12.37 | 13.55 | 14.67 | 16.95 | 19.27 | 19.91 | 24.64 | 26.59 | 27.76 | 30.00 |
| PARZIALI TERRENO | | 2.01 | 1.71 | 2.51 | 0.77 | 1.73 | 2.14 | 0.97 | 1.39 | 2.04 | 1.99 | 1.61 | 0.52 | 1.24 | 1.27 | 0.98 | 5.06 | 3.76 | 0.64 | 8.77 | 1.98 | 1.16 | 1.18 | 1.12 | 2.28 | 2.32 | 0.64 | 4.73 | 1.95 | 1.17 | 2.24 |
| QUOTE TERRENO | 68.93 | 68.92 | 69.39 | 70.00 | 70.30 | 71.00 | 72.00 | 72.41 | 73.00 | 73.89 | 74.86 | 75.85 | 76.18 | 77.00 | 77.45 | 77.79 | 77.94 | 78.04 | 78.04 | 77.89 | 77.51 | 77.00 | 76.49 | 76.00 | 75.01 | 74.00 | 73.75 | 73.60 | 73.37 | 73.28 | 73.46 |
| PROGRESSIVE PROGETTO | -31.01 | -30.13 | -29.13 | -28.13 | | -23.00 | -21.00 | | | | | -13.50 | -13.00 | -11.00 | -9.25 | | -1.25 | 1.25 | 9.25 | 14.03 | 16.03 | 16.53 | | | | | 23.47 | 24.47 | 26.02 | | |
| PARZIALI PROGETTO | | 0.88 | 1.00 | 1.00 | 5.13 | 2.00 | | | 7.50 | | | 0.50 | 2.00 | 1.75 | | 8.00 | | 2.50 | 8.00 | 4.78 | 2.00 | 0.50 | 6.94 | | | 1.00 | 1.55 | | | | |
| QUOTE PROGETTO | 68.93 | 69.52 | 69.02 | 69.52 | | 72.59 | 72.59 | | | | | 77.59 | 77.93 | 77.82 | 77.86 | | 78.06 | 78.06 | 77.86 | 77.74 | 77.85 | 77.52 | | | | 72.89 | 72.39 | 73.43 | | | |

PROFILO SS195
 SEZIONE 121
 PROGRESSIVA 23900.00

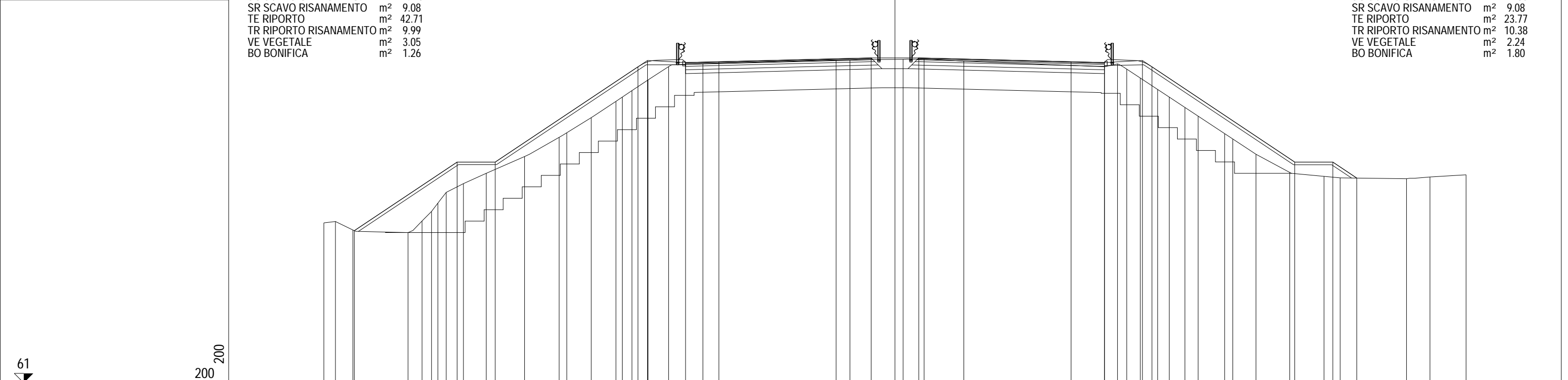
CAREGGIATA SUD

| | | |
|------------------------|----------------|-------|
| DN DEMOLIZIONE NERI | m ² | 1.84 |
| DP DEM. PACCHETTO | m ² | 3.68 |
| SC SCOTICO | m ² | 3.88 |
| SG SCAVO GRADONATURA | m ² | 24.73 |
| SR SCAVO RISANAMENTO | m ² | 9.08 |
| TE RIPORTO | m ² | 42.71 |
| TR RIPORTO RISANAMENTO | m ² | 9.99 |
| VE VEGETALE | m ² | 3.05 |
| BO BONIFICA | m ² | 1.26 |

| | | | | | | | | | | |
|-----------|----------|-----------------------------|-------------------------------|--------|----------------|--------|---------------------------|-------------------------|----------|-----------|
| Arginello | Banchina | Corsia marcia dir. Cagliari | Corsia sorpasso dir. Cagliari | Banch. | Spartitraffico | Banch. | Corsia sorpasso dir. Pula | Corsia marcia dir. Pula | Banchina | Arginello |
|-----------|----------|-----------------------------|-------------------------------|--------|----------------|--------|---------------------------|-------------------------|----------|-----------|

CAREGGIATA NORD

| | | |
|------------------------|----------------|-------|
| DN DEMOLIZIONE NERI | m ² | 1.83 |
| DP DEM. PACCHETTO | m ² | 3.70 |
| SC SCOTICO | m ² | 2.97 |
| SG SCAVO GRADONATURA | m ² | 12.38 |
| SR SCAVO RISANAMENTO | m ² | 9.08 |
| TE RIPORTO | m ² | 23.77 |
| TR RIPORTO RISANAMENTO | m ² | 10.38 |
| VE VEGETALE | m ² | 2.24 |
| BO BONIFICA | m ² | 1.80 |



61
 200 200

| | | | | | | | | | | | | | | | | | | | | | | | | | | | | | | | | | | | | | | | | | | | |
|----------------------|--------|--------|--------|--------|--------|--------|--------|--------|--------|--------|--------|--------|--------|--------|--------|--------|--------|--------|--------|--------|-------|-------|-------|-------|-------|-------|-------|-------|-------|-------|-------|-------|-------|-------|-------|-------|-------|-------|-------|-------|-------|-------|--|
| PROGRESSIVE TERRENO | -30.00 | -29.39 | -28.47 | -25.58 | -24.84 | -24.34 | -24.01 | -23.57 | -22.67 | -21.47 | -19.46 | -17.64 | -17.24 | -15.95 | -14.66 | -14.32 | -13.81 | -12.97 | -11.89 | -10.09 | -3.09 | -2.37 | 0.43 | 1.53 | 3.62 | 11.01 | 11.69 | 12.17 | 12.89 | 13.80 | 14.41 | 15.23 | 15.93 | 17.32 | 17.75 | 18.96 | 20.74 | 22.54 | 23.39 | 26.87 | 28.10 | 30.00 | |
| PARZIALI TERRENO | 0.61 | 0.92 | 2.89 | 0.74 | 0.50 | 0.33 | 0.44 | 0.90 | 1.20 | 2.01 | 1.82 | 0.40 | 1.29 | 1.29 | 0.34 | 0.51 | 0.84 | 1.08 | 1.80 | 7.00 | 0.72 | 2.80 | 1.10 | 2.09 | 7.39 | 0.68 | 0.48 | 0.72 | 0.91 | 0.61 | 0.82 | 0.70 | 1.39 | 0.43 | 1.21 | 1.78 | 1.80 | 0.85 | 3.48 | 1.23 | 1.90 | | |
| QUOTE TERRENO | 69.40 | 69.47 | 69.02 | 68.89 | 69.50 | 70.00 | 70.43 | 71.00 | 71.46 | 72.00 | 72.88 | 73.89 | 74.13 | 74.92 | 75.78 | 76.00 | 76.34 | 76.90 | 77.60 | 77.76 | 77.94 | 77.94 | 77.98 | 77.99 | 77.88 | 77.99 | 77.74 | 77.47 | 77.00 | 76.40 | 76.00 | 75.46 | 75.00 | 74.08 | 73.80 | 73.00 | 72.05 | 71.84 | 71.76 | 71.72 | 71.81 | 71.92 | |
| PROGRESSIVE PROGETTO | -28.40 | | | -23.00 | | | | -21.00 | | | | -13.50 | -13.00 | -11.00 | -9.25 | | | | | | -1.25 | 1.25 | | | 9.25 | 11.00 | 13.00 | 13.50 | | | | | | | 21.00 | 23.00 | 24.26 | | | | | | |
| PARZIALI PROGETTO | | | 5.40 | | 2.00 | | | 7.50 | | | | 0.50 | 2.00 | 1.75 | 8.00 | | | | | | 2.50 | | 8.00 | | 1.75 | 2.00 | 0.50 | | 7.50 | | | | | | 2.00 | 1.26 | | | | | | | |
| QUOTE PROGETTO | 68.99 | | | 72.59 | | | | 72.59 | | | | 77.59 | 77.92 | 77.81 | 77.86 | | | | | | 78.06 | 78.06 | | | 77.86 | 77.81 | 77.92 | 77.59 | | | | | | | 72.59 | 72.59 | 71.75 | | | | | | |