

**S.S. 42 "DEL TONALE E DELLA MENDOLA"
VARIANTE EST DI EDOLO**

PROGETTO DEFINITIVO



VISTO: IL RESPONSABILE
DEL PROCEDIMENTO

RESPONSABILE
DELL'INTEGRAZIONE DELLE
PRESTAZIONI SPECIALISTICHE

PROGETTISTA SPECIALISTA

IL COORDINATORE DELLA
SICUREZZA IN FASE DI
PROGETTAZIONE

Ing. Giancarlo LUONGO

Ing. Alessandro RODINO

Ing. Alessandro RODINO

Dott. Domenico TRIMBOLI

PROGETTO STRADALE

ASSE PRINCIPALE

Sezioni trasversali - Quaderno delle sezioni

CODICE PROGETTO

NOME FILE

REVISIONE

SCALA:

PROGETTO LIV. PROG. N. PROG.

P00PS00TRASZ01_B

COMI 21 D 1810

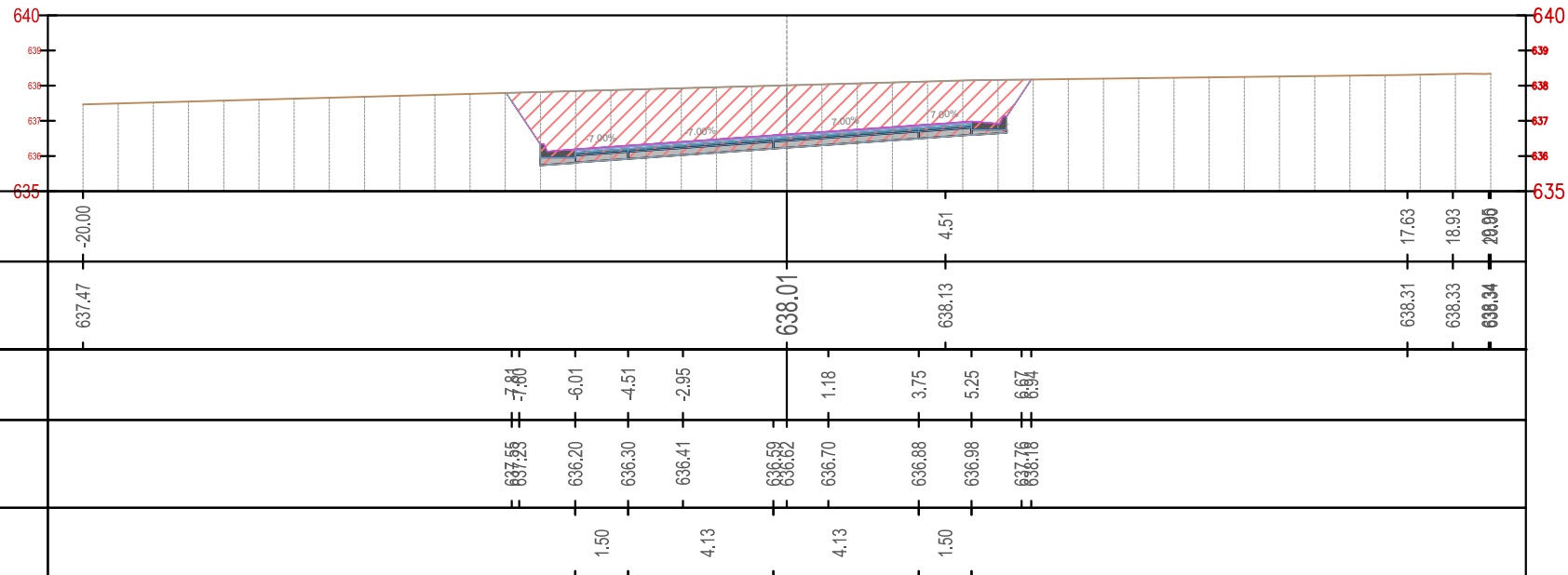
CODICE ELAB. P00PS00TRASZ01

B

1:200

| REV. | DESCRIZIONE | DATA | REDATTO | VERIFICATO | APPROVATO |
|------|--|-------------|------------|------------|-----------|
| C | | | | | |
| B | REVISIONE A SEGUITO ISTRUTTORIA ANAS E PER RICHIESTA MODIFICA TRACCIATO | Agosto 2021 | M. Cazzari | E. Giraudò | A. Rodino |
| A | EMISSIONE | Maggio 2021 | M. Cazzari | E. Giraudò | A. Rodino |

Sez. 4
 Progr.: 0+075.00
 Scala : 1:200
 Q.Rif. : 635.00

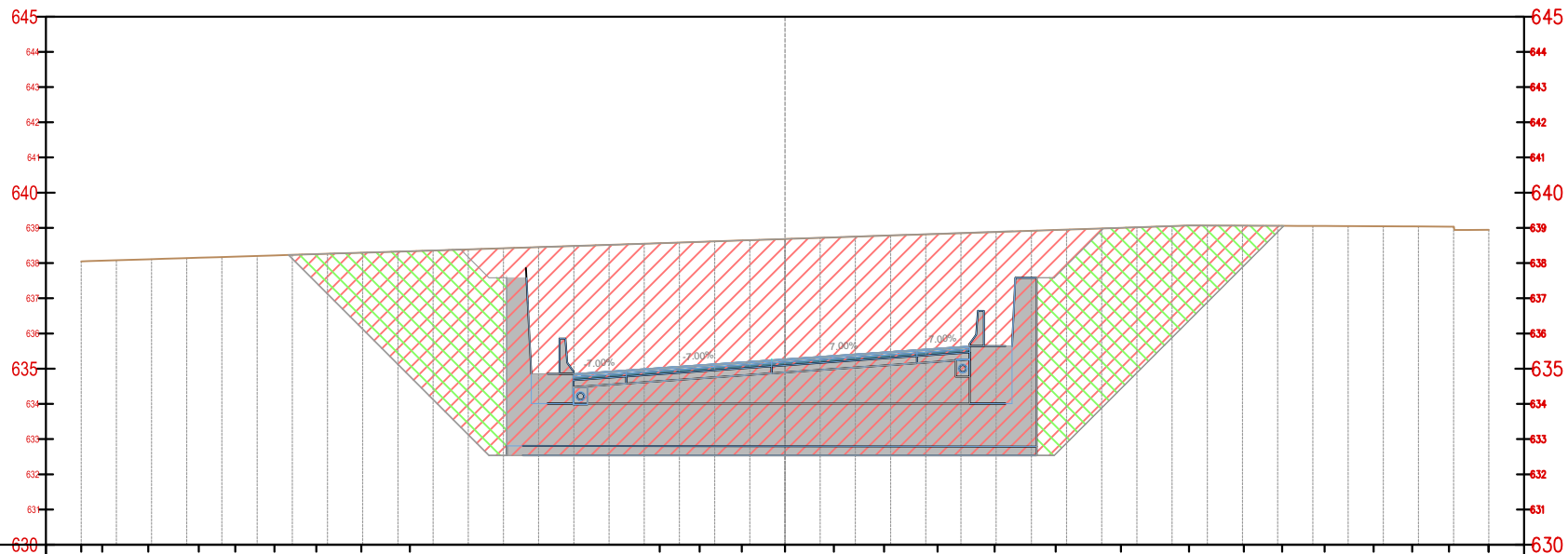


| AREE MOVIMENTI TERRA - Progr. 0+075.00 | |
|--|------------------------|
| Area | Area (m ²) |
| STERRO | 24.84 |
| RILEVATO | 0.00 |

| MATERIALE PAVIMENTAZIONE alla progr. 0+075.00 | |
|---|------------------------|
| Materiale | Area (m ²) |
| TAPPETO D'USURA | 0.45 |
| BINDER | 0.56 |
| STRATO DI BASE | 1.01 |
| FONDAZIONE IN MISTO CEMENTATO | 2.57 |



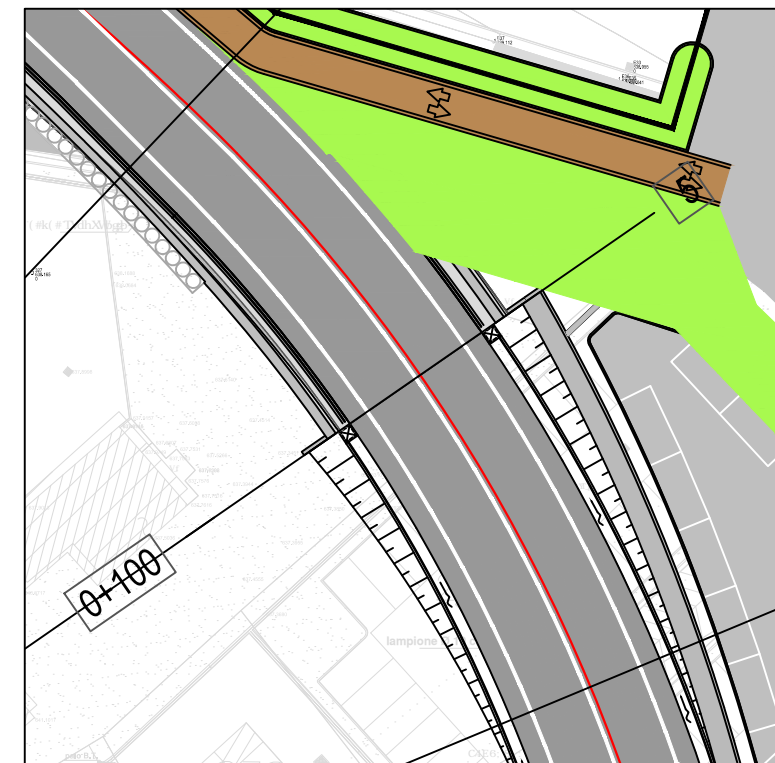
Sez. 5
 Progr.: 0+100.00
 Scala : 1:200
 Q.Rif. : 630.00



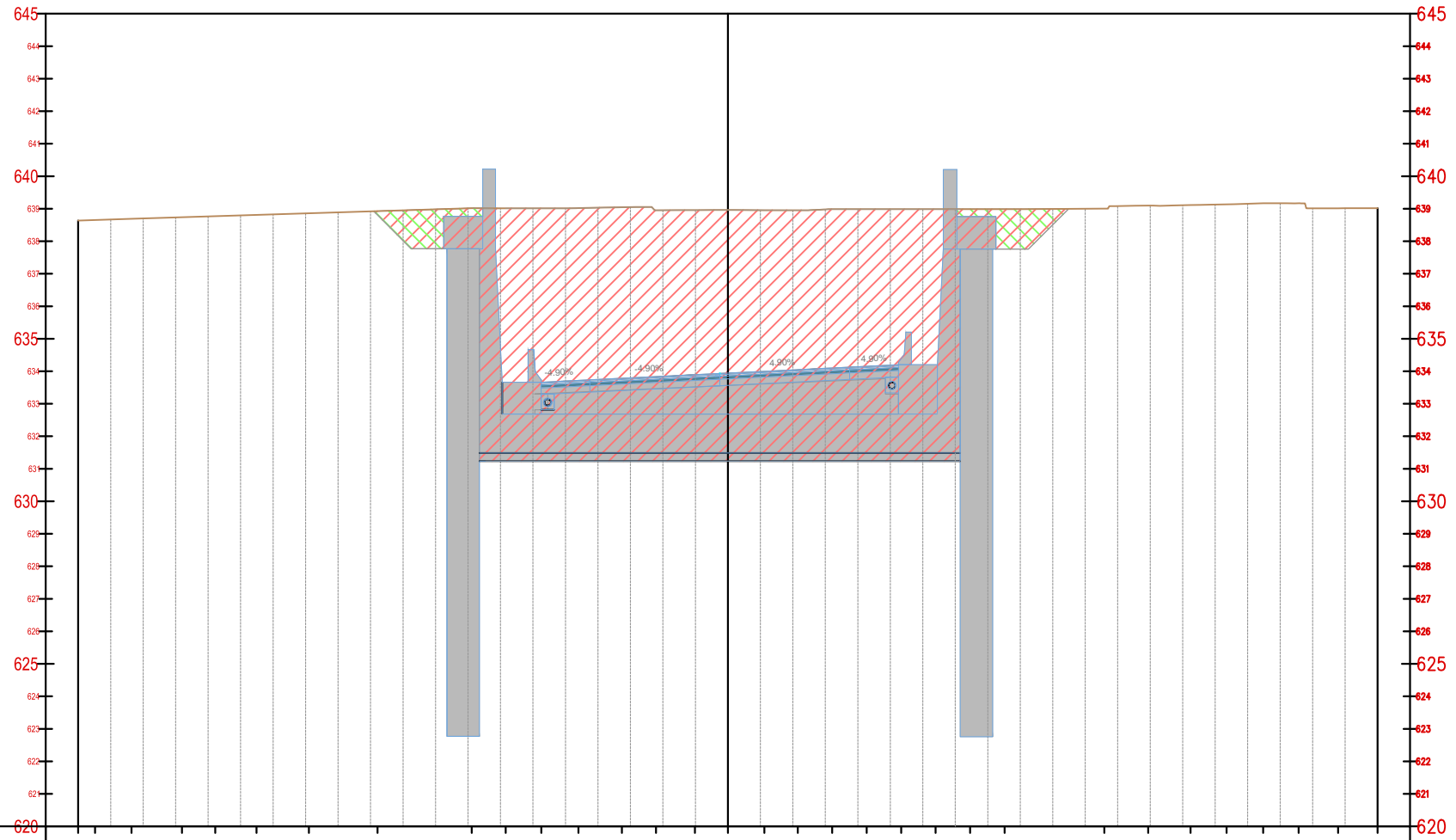
| AREE MOVIMENTI TERRA - Progr. 0+100.00 | |
|--|------------------------|
| Area | Area (m ²) |
| STERRO | 136.36 |
| RILEVATO | 41.56 |

| MATERIALE PAVIMENTAZIONE alla progr. 0+100.00 | |
|---|------------------------|
| Materiale | Area (m ²) |
| TAPPETO D'USURA | 0.45 |
| BINDER | 0.56 |
| STRATO DI BASE | 1.01 |
| FONDAZIONE IN MISTO CEMENTATO | 11.56 |

| | | | | | | | | | | | | | | | | | | | | | | | | | | | | | |
|----------------------------|--------|--------|--------|--------|--------|--------|--------|--------|--------|--|--|--------|--------|--------|--------|--------|--------|--------|--------|--------|--------|--------|--------|--------|--------|--------|--------|--------|--------|
| PROGRESSIVE TERRENO | -20.00 | -19.40 | -18.09 | -16.66 | -15.62 | -14.51 | -13.32 | -12.04 | -10.66 | | | -3.56 | -2.43 | -1.23 | 0.00 | 1.39 | 2.82 | 4.34 | 5.96 | 7.69 | 9.54 | 11.48 | 13.04 | 14.13 | 15.33 | 16.72 | 17.82 | 18.87 | 20.00 |
| QUOTE TERRENO | 638.05 | 638.07 | 638.11 | 638.15 | 638.18 | 638.22 | 638.25 | 638.29 | 638.34 | | | 638.57 | 638.60 | 638.64 | 638.68 | 638.73 | 638.78 | 638.83 | 638.88 | 638.94 | 639.00 | 639.07 | 639.06 | 639.06 | 639.05 | 639.05 | 639.04 | 639.03 | 638.94 |
| PROGRESSIVE PROGETTO | | | | | | | | | | | | -7.91 | -7.21 | -5.52 | -4.51 | -1.79 | 0.00 | 2.34 | 3.75 | 5.25 | 6.45 | 7.15 | | | | | | | |
| QUOTE PROGETTO | | | | | | | | | | | | 637.58 | 634.84 | 634.88 | 634.95 | 635.14 | 635.24 | 635.43 | 635.53 | 635.63 | 635.63 | 637.58 | | | | | | | |
| DISTANZE PARZIALI PROGETTO | | | | | | | | | | | | 1.20 | 1.50 | 4.13 | | 4.13 | | 1.50 | 1.20 | 0.07 | | | | | | | | | |



Sez. 6
 Progr.: 0+125.00
 Scala : 1:200
 Q.Rif. : 620.00



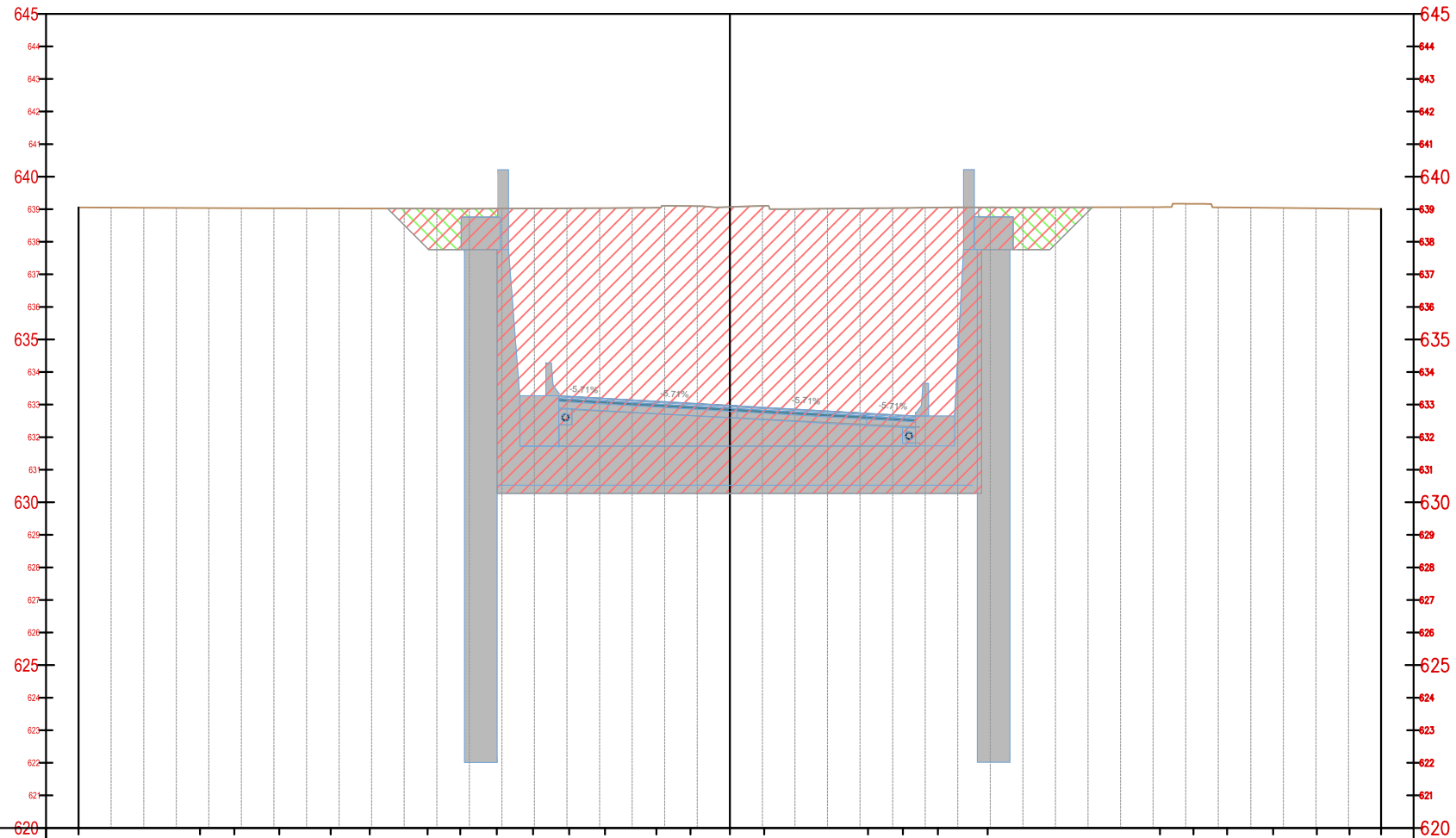
| AREE MOVIMENTI TERRA - Progr. 0+125.00 | |
|--|------------------------|
| Aree | Area (m ²) |
| STERRO | 121.34 |
| RILEVATO | 4.43 |

| MATERIALE PAVIMENTAZIONE alla progr. 0+125.00 | |
|---|------------------------|
| Materiale | Area (m ²) |
| TAPPETO D'USURA | 0.45 |
| BINDER | 0.56 |
| STRATO DI BASE | 1.01 |
| FONDAZIONE IN MISTO CEMENTATO | 11.51 |

| | | | | | | | | | | | | | | | | | | | | | | | | | | | | | | | | | |
|----------------------------|--------|--------|--------|--------|--------|--------|--------|--------|--------|--------|--------|--------|--------|--------|--------|--------|--------|--------|--------|--------|--------|--------|--------|--------|--------|--------|--------|--------|--------|--------|--------|--------|--------|
| PROGRESSIVE TERRENO | 20.00 | -19.48 | -18.36 | -16.80 | -15.78 | -14.51 | -12.90 | -10.78 | -7.89 | -6.84 | -5.74 | -4.60 | -3.26 | -2.21 | -1.02 | 0.00 | 1.12 | 2.15 | 3.21 | 4.27 | 5.33 | 6.39 | 7.46 | 8.52 | 11.59 | 12.94 | 14.24 | 15.35 | 16.48 | 17.57 | 18.78 | 20.00 | |
| QUOTE TERRENO | 638.64 | 638.65 | 638.69 | 638.74 | 638.77 | 638.81 | 638.86 | 638.93 | 639.02 | 639.01 | 639.01 | 639.02 | 639.05 | 639.95 | 639.96 | 639.96 | 639.95 | 639.95 | 639.99 | 639.99 | 639.99 | 639.99 | 639.99 | 639.99 | 639.99 | 639.00 | 639.10 | 639.11 | 639.13 | 639.17 | 639.17 | 639.01 | 639.02 |
| PROGRESSIVE PROGETTO | | | | | | | | | -6.95 | -5.75 | -4.25 | | | -0.25 | 0.00 | | | 3.75 | 5.25 | 6.45 | | | | | | | | | | | | | |
| QUOTE PROGETTO | | | | | | | | | 633.66 | 633.66 | 633.74 | | | 633.93 | 633.95 | | | 634.13 | 634.20 | 634.20 | | | | | | | | | | | | | |
| DISTANZE PARZIALI PROGETTO | | | | | | | | | 1.20 | 1.50 | 4.00 | | | 4.00 | | | | 1.50 | 1.20 | | | | | | | | | | | | | | |



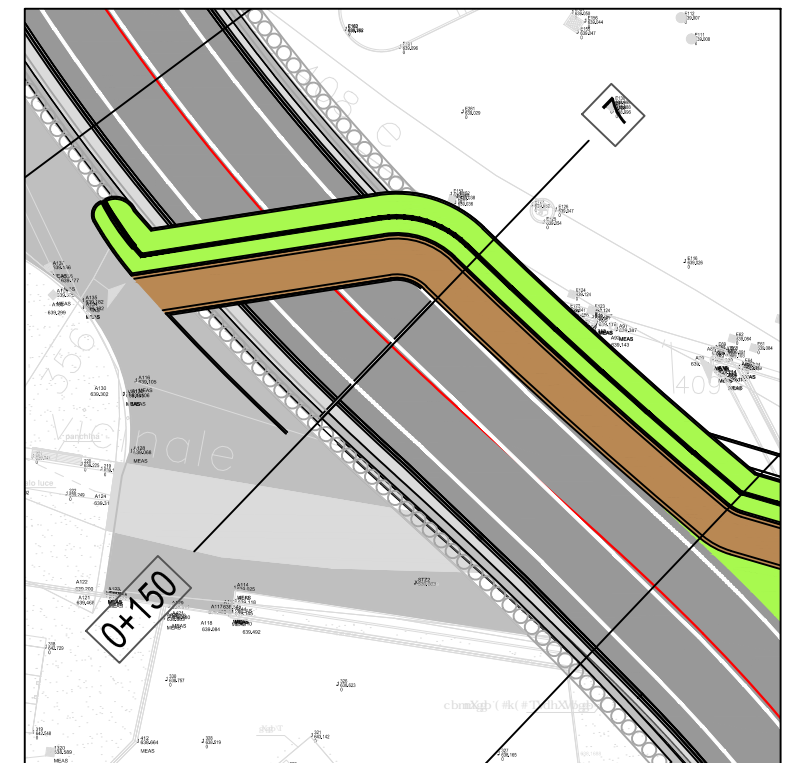
Sez. 7
 Progr.: 0+150.00
 Scala : 1:200
 Q.Rif. : 620.00



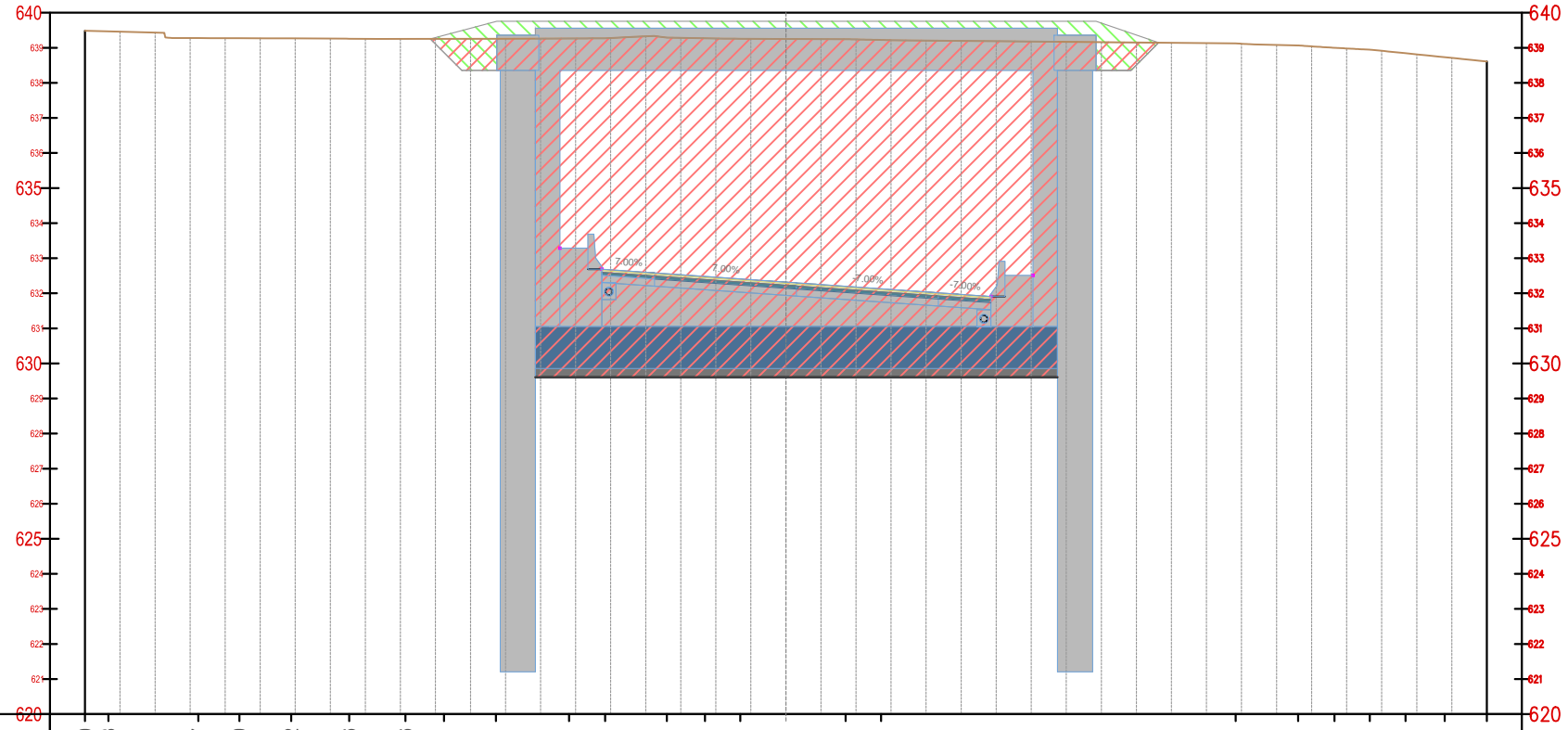
| AREE MOVIMENTI TERRA - Progr. 0+150.00 | |
|--|-----------|
| Aree | Area (m²) |
| STERRO | 137.53 |
| RILEVATO | 4.84 |

| MATERIALE PAVIMENTAZIONE alla progr. 0+150.00 | |
|---|-----------|
| Materiale | Area (m²) |
| TAPPETO D'USURA | 0.44 |
| BINDER | 0.55 |
| STRATO DI BASE | 1.00 |
| FONDAZIONE IN MISTO CEMENTATO | 11.41 |

| | | | | | | | | | | | | | | | | | | | | | | | | | | | | |
|----------------------------|--------|--------|--------|--------|--------|--------|--------|--------|--------|--------|--------|--------|--------|--------|--------|--------|--------|--------|--------|--------|--------|--------|--------|--------|--------|--------|--------|--|
| PROGRESSIVE TERRENO | -20.00 | -16.27 | -15.22 | -13.84 | -12.26 | -11.06 | -9.28 | -8.28 | -7.16 | -6.04 | -4.94 | -3.83 | -2.26 | -1.21 | 0.00 | 1.06 | 4.24 | 5.31 | 6.39 | 7.92 | 13.21 | 14.24 | 15.27 | 16.68 | 18.03 | 19.03 | 20.00 | |
| QUOTE TERRENO | 639.05 | 639.04 | 639.03 | 639.03 | 639.03 | 639.02 | 639.02 | 639.01 | 639.02 | 639.02 | 639.03 | 639.04 | 639.05 | 639.10 | 639.07 | 639.10 | 639.03 | 639.04 | 639.05 | 639.06 | 639.07 | 639.17 | 639.06 | 639.04 | 639.03 | 639.02 | 639.01 | |
| PROGRESSIVE PROGETTO | | | | | | | | | -6.45 | -5.25 | -3.75 | | | 0.00 | 0.23 | | 4.21 | 5.71 | 6.91 | | | | | | | | | |
| QUOTE PROGETTO | | | | | | | | | 633.27 | 633.27 | 633.19 | | | 632.98 | 632.96 | | 632.73 | 632.65 | 632.65 | | | | | | | | | |
| DISTANZE PARZIALI PROGETTO | | | | | | | | | 1.20 | 1.50 | | | 3.98 | | 3.98 | | 1.50 | 1.20 | | | | | | | | | | |



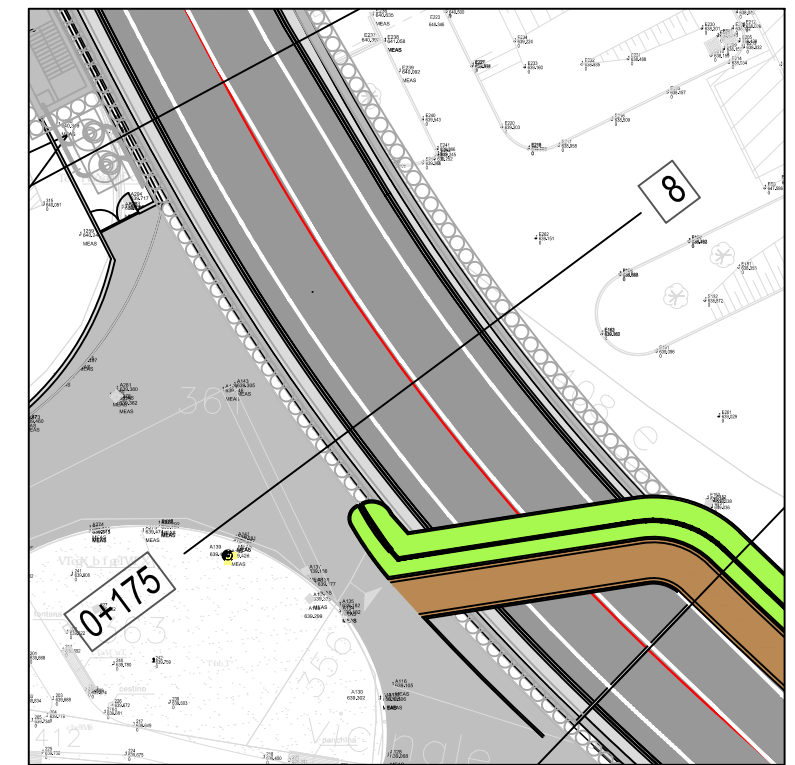
Sez. 8
 Progr.: 0+175.00
 Scala : 1:200
 Q.Rif. : 620.00



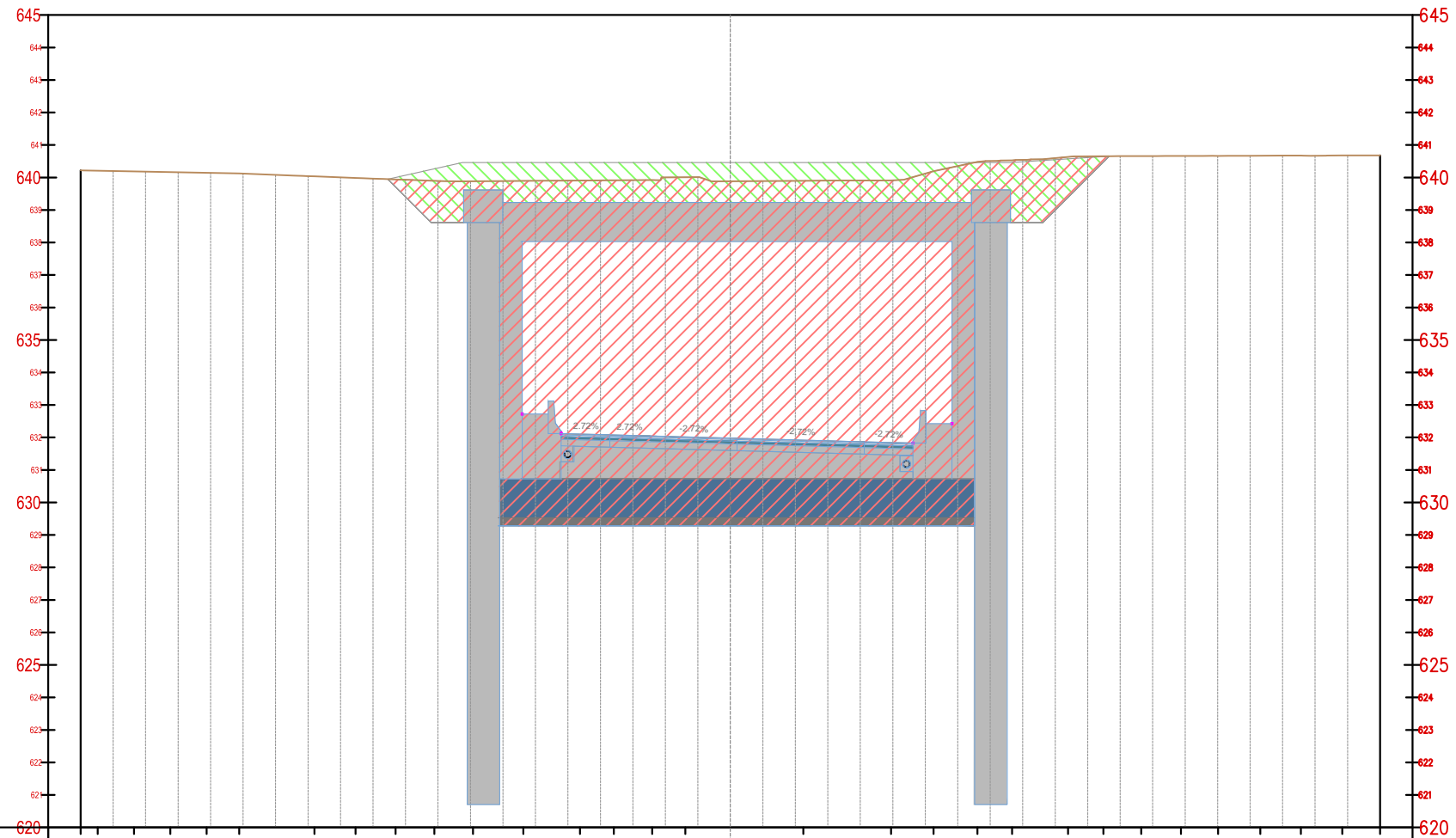
| AREE MOVIMENTI TERRA - Progr. 0+175.00 | |
|--|------------------------|
| Area | Area (m ²) |
| STERRO | 147.89 |
| RILEVATO | 7.28 |

| MATERIALE PAVIMENTAZIONE alla progr. 0+175.00 | |
|---|------------------------|
| Materiale | Area (m ²) |
| TAPPETO D'USURA | 0.44 |
| BINDER | 0.56 |
| STRATO DI BASE | 1.00 |
| FONDAZIONE IN MISTO CEMENTATO | 11.41 |

| | | | | | | | | | | | | | | | | | | | | | | | | |
|----------------------------|--------|--------|--------|--------|--------|--------|--------|--------|--------|--------|--------|--------|--------|--------|--------|--------|--------|--------|--------|--------|--------|--------|--------|--------|
| PROGRESSIVE TERRENO | -20.00 | -19.33 | -16.77 | -15.59 | -14.12 | -12.46 | -10.86 | -9.76 | -8.27 | -6.19 | -5.16 | -3.40 | -2.31 | -1.30 | 0.00 | 1.70 | 2.72 | 12.83 | 14.62 | 15.65 | 16.66 | 17.68 | 18.80 | 20.00 |
| QUOTE TERRENO | 639.48 | 639.47 | 639.28 | 639.27 | 639.27 | 639.26 | 639.25 | 639.25 | 639.26 | 639.26 | 639.27 | 639.29 | 639.27 | 639.26 | 639.25 | 639.24 | 639.22 | 639.12 | 639.07 | 639.00 | 638.95 | 638.84 | 638.73 | 638.61 |
| PROGRESSIVE PROGETTO | | | | | | | | | | -6.45 | -5.25 | -3.75 | | 0.00 | 0.30 | 4.35 | 5.85 | 7.05 | | | | | | |
| QUOTE PROGETTO | | | | | | | | | | 633.30 | 632.69 | 612.58 | | 632.32 | 632.31 | 632.02 | 631.91 | 632.51 | | | | | | |
| DISTANZE PARZIALI PROGETTO | | | | | | | | | | 1.20 | 1.50 | | 4.05 | | 4.05 | 1.50 | 1.20 | | | | | | | |



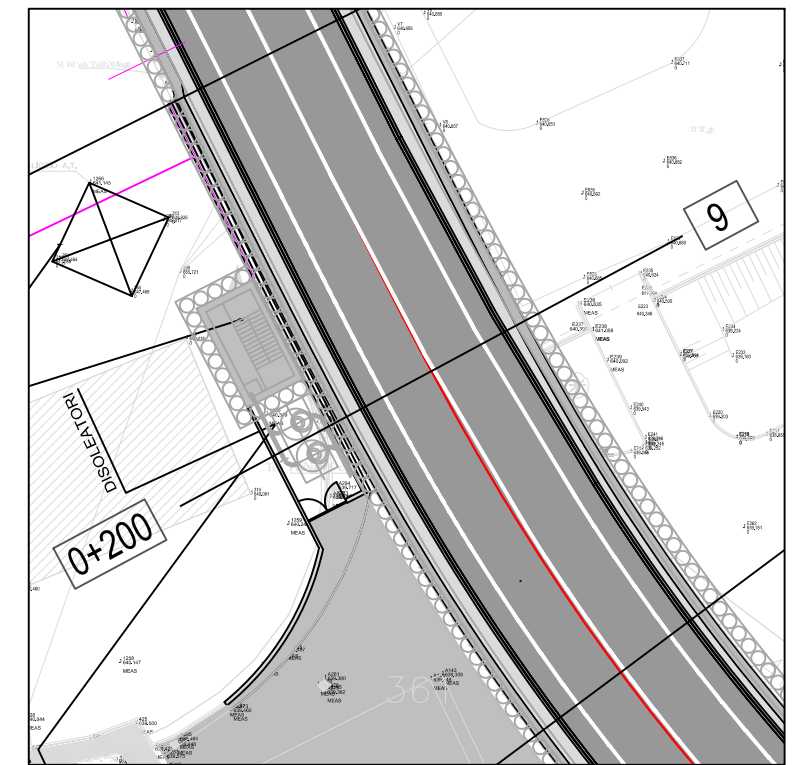
Sez. 9
 Progr.: 0+200.00
 Scala : 1:200
 Q.Rif. : 620.00



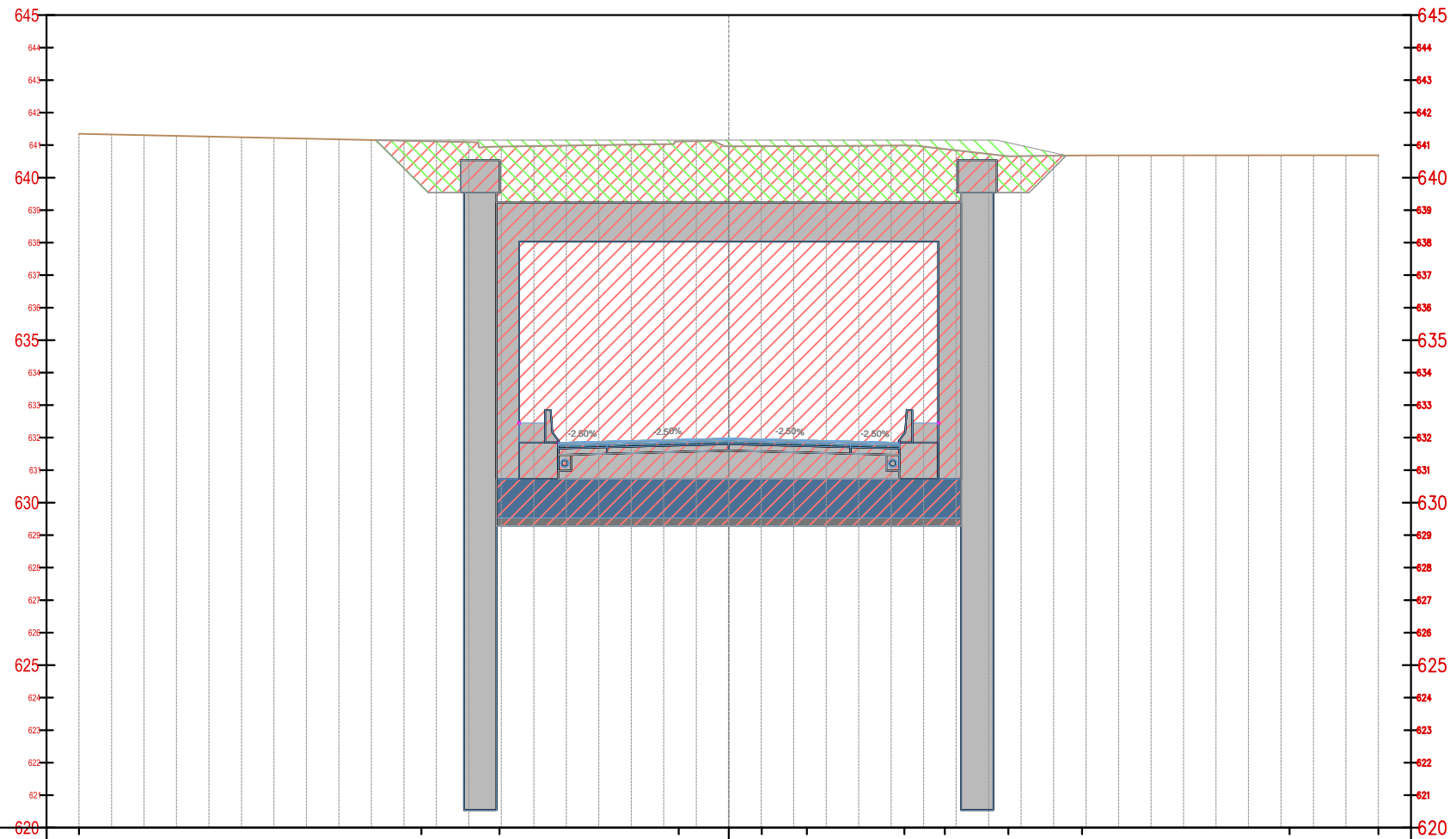
| AREE MOVIMENTI TERRA - Progr. 0+200.00 | |
|--|------------------------|
| Area | Area (m ²) |
| STERRO | 165.70 |
| RILEVATO | 26.43 |

| MATERIALE PAVIMENTAZIONE alla progr. 0+200.00 | |
|---|------------------------|
| Materiale | Area (m ²) |
| TAPPETO D'USURA | 0.43 |
| BINDER | 0.54 |
| STRATO DI BASE | 0.98 |
| FONDAZIONE IN MISTO CEMENTATO | 11.14 |

| | | | | | | | | | | | | | | | | | | | | | | | | | | | | | | |
|----------------------------|--------|--------|--------|--------|--------|--------|--------|--------|--------|--------|--------|--------|--------|--------|--------|--------|--------|--------|--------|--------|--------|--------|--------|--------|--------|--------|--------|--------|--------|-------|
| PROGRESSIVE TERRENO | 640.22 | 640.21 | 640.19 | 640.17 | 640.14 | 640.13 | 640.03 | 639.98 | 639.94 | 639.90 | 639.88 | 639.89 | 639.91 | 639.91 | 639.92 | 640.01 | 639.88 | 639.90 | 639.91 | 640.19 | 640.48 | 640.53 | 640.63 | 640.66 | 640.66 | 640.66 | 640.67 | 640.68 | 640.68 | 20.00 |
| QUOTE TERRENO | -20.00 | -19.48 | -18.36 | -17.24 | -16.12 | -15.12 | -12.80 | -11.54 | -10.31 | -9.11 | -7.92 | -6.37 | -4.63 | -3.59 | -2.41 | -1.39 | 0.00 | 2.25 | 4.95 | 6.25 | 7.61 | 8.67 | 10.39 | 11.48 | 12.65 | 13.87 | 15.01 | 16.31 | 17.56 | 18.84 |
| PROGRESSIVE PROGETTO | | | | | | | | | | | | -6.70 | -5.20 | -5.20 | | | 0.00 | | | | | | | | | | | | | |
| QUOTE PROGETTO | | | | | | | | | | | | 632.72 | 632.12 | 632.08 | | | 631.98 | | | | | | | | | | | | | |
| DISTANZE PARZIALI PROGETTO | | | | | | | | | | | | 1.20 | 1.50 | | 3.91 | | 3.91 | | 1.50 | 1.20 | | | | | | | | | | |



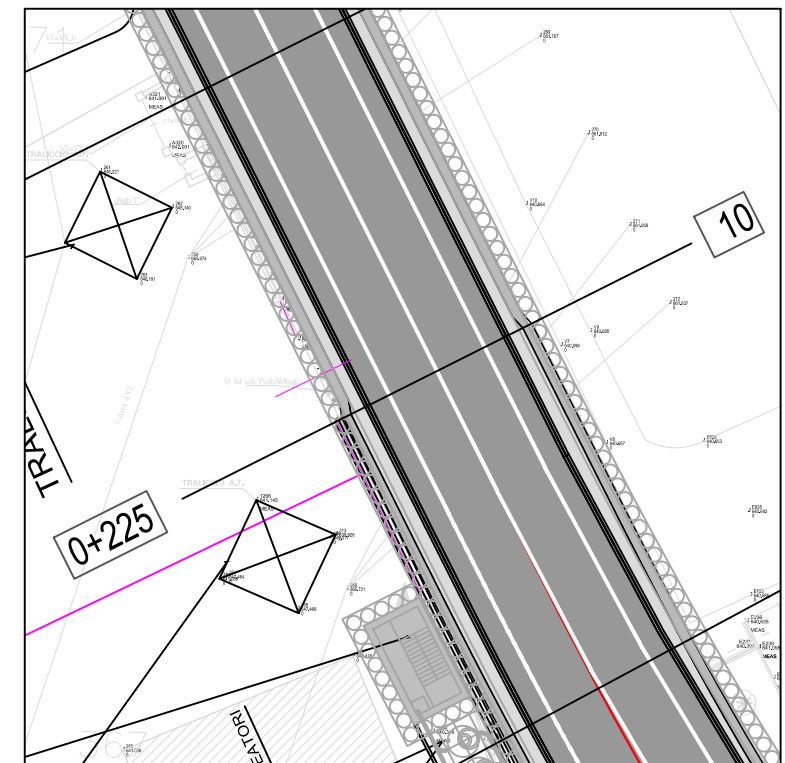
Sez. 10
 Progr.: 0+225.00
 Scala : 1:200
 Q.Rif. : 620.00



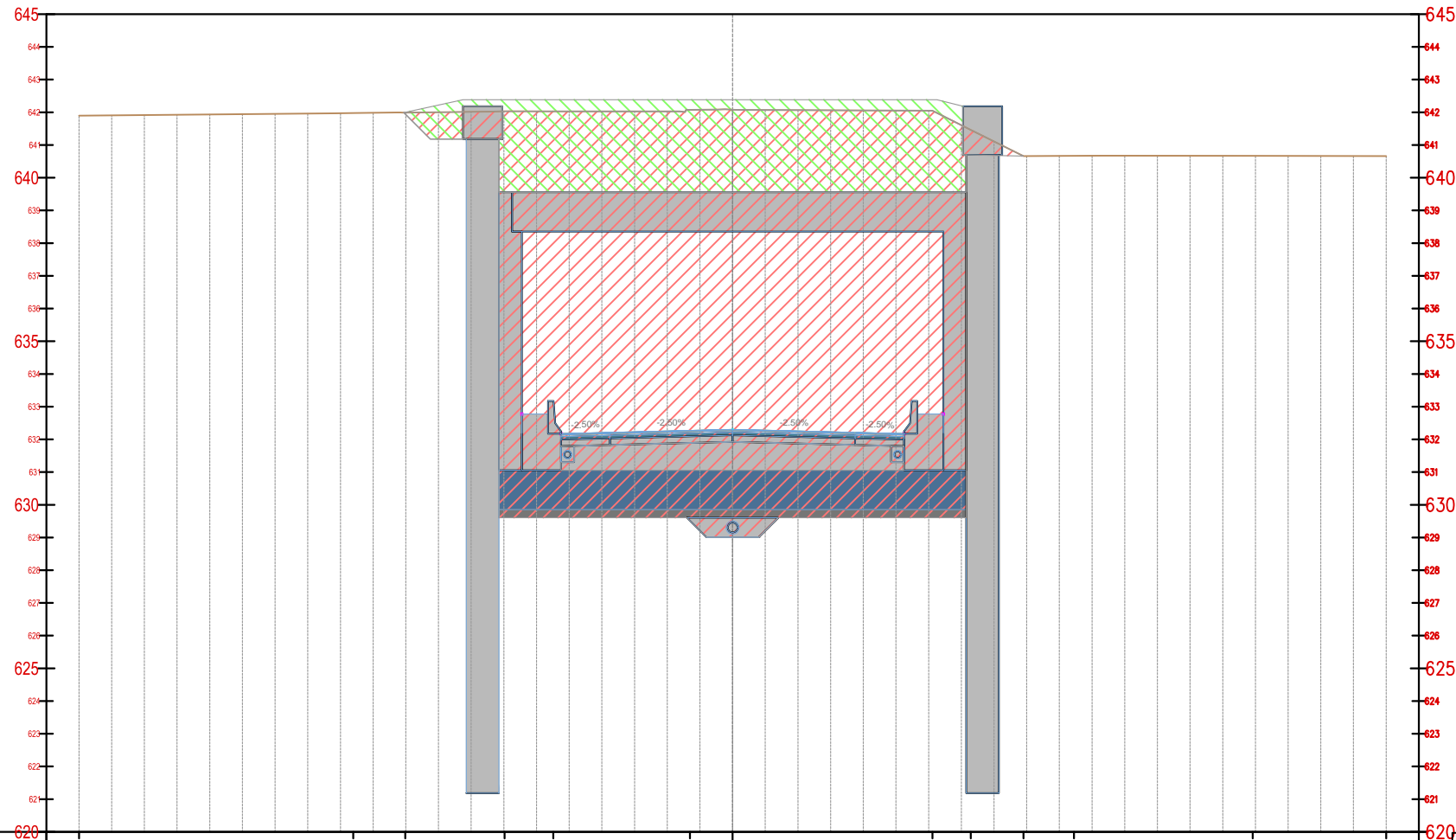
| AREE MOVIMENTI TERRA - Progr. 0+225.00 | |
|--|------------------------|
| Aree | Area (m ²) |
| STERRO | 175.00 |
| RILEVATO | 33.87 |

| MATERIALE PAVIMENTAZIONE alla progr. 0+225.00 | |
|---|------------------------|
| Materiale | Area (m ²) |
| TAPPETO D'USURA | 0.42 |
| BINDER | 0.53 |
| STRATO DI BASE | 0.95 |
| FONDAZIONE IN MISTO CEMENTATO | 10.16 |

| | | | | | | | | | | | | |
|----------------------------|--------|--------|--------|--------|--------|--------|--------|--------|--------|--------|--------|--------|
| PROGRESSIVE TERRENO | -20.00 | -9.46 | -7.06 | -1.54 | 1.02 | 2.40 | 5.41 | 6.65 | 8.60 | 10.87 | 17.26 | 20.00 |
| QUOTE TERRENO | 641.35 | 641.12 | 640.96 | 641.11 | 640.96 | 640.97 | 640.99 | 640.88 | 640.66 | 640.68 | 640.69 | 640.69 |
| PROGRESSIVE PROGETTO | | | -6.45 | -5.25 | -3.75 | 0.00 | 3.75 | 5.25 | 6.45 | | | |
| QUOTE PROGETTO | | | 632.45 | 631.85 | 631.89 | 631.98 | 631.89 | 631.85 | 632.45 | | | |
| DISTANZE PARZIALI PROGETTO | | | 1.20 | 1.50 | 3.75 | | 3.75 | 1.50 | 1.20 | | | |



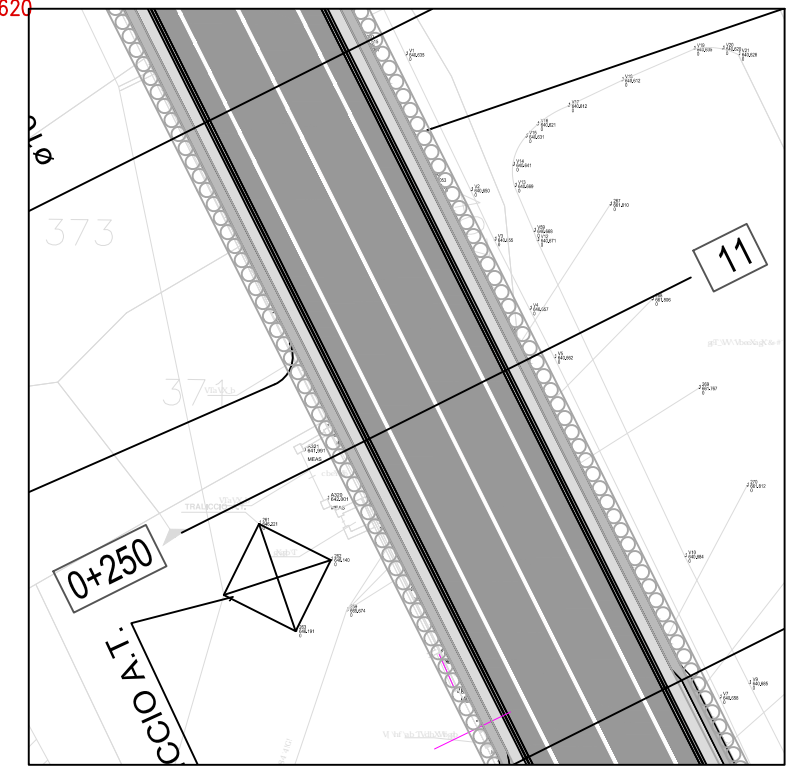
Sez. 11
 Progr.: 0+250.00
 Scala : 1:200
 Q.Rif. : 625.00



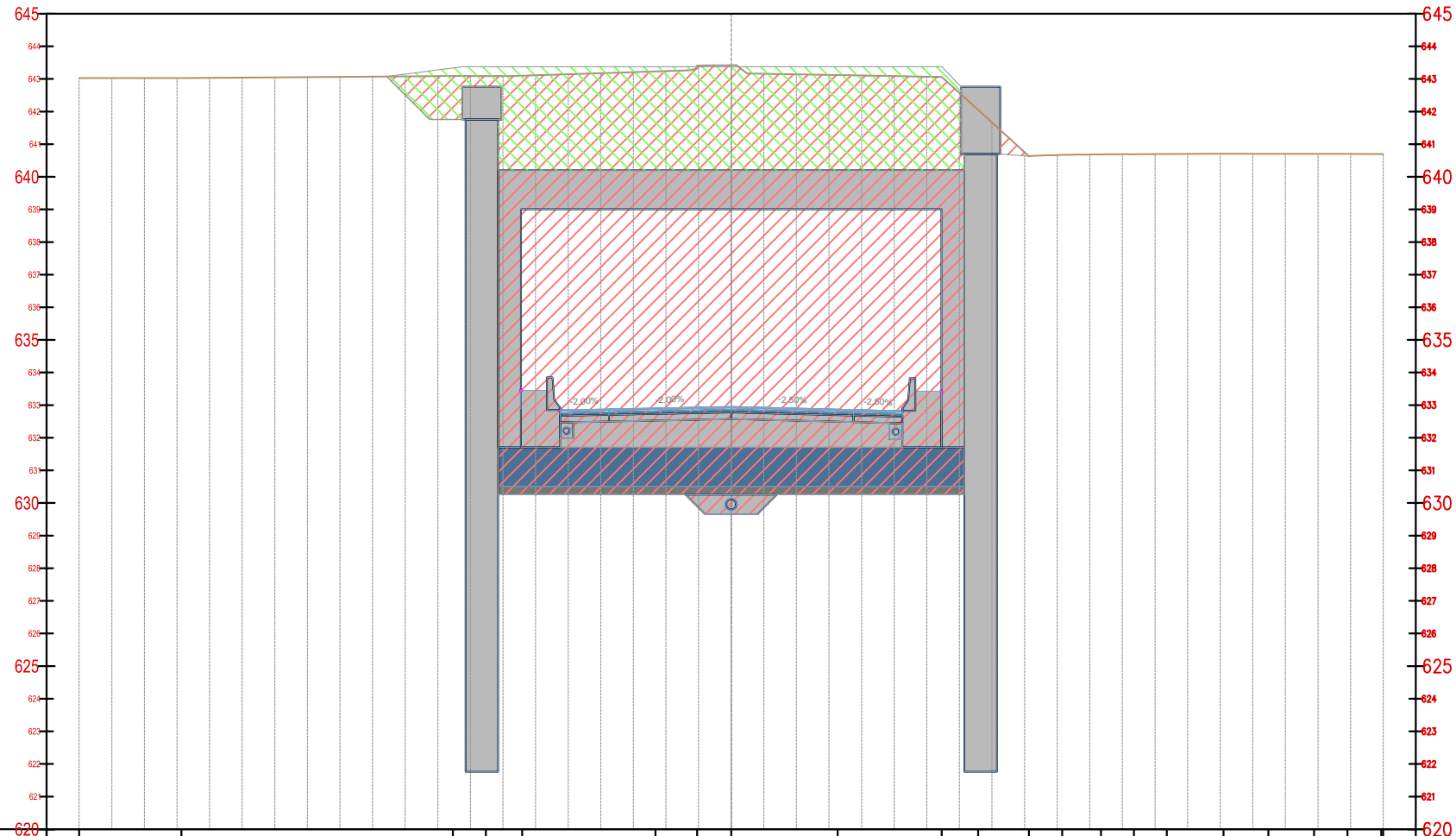
| AREE MOVIMENTI TERRA - Progr. 0+250.00 | |
|--|-----------|
| Area | Area (m²) |
| STERRO | 181.81 |
| RILEVATO | 41.78 |

| MATERIALE PAVIMENTAZIONE alla progr. 0+250.00 | |
|---|-----------|
| Materiale | Area (m²) |
| TAPPETO D'USURA | 0.42 |
| BINDER | 0.53 |
| STRATO DI BASE | 0.94 |
| FONDAZIONE IN MISTO CEMENTATO | 10.16 |

| | | | | | | | | | | | | | |
|----------------------------|--------|--------|--------|--------|--------|--------|--------|--------|--------|--------|--------|--------|--------|
| PROGRESSIVE TERRENO | -20.00 | -11.61 | -10.02 | -6.98 | -5.49 | -1.30 | 642.08 | 6.11 | 7.29 | 8.90 | 10.45 | 15.91 | 20.00 |
| QUOTE TERRENO | 641.90 | 641.98 | 641.99 | 642.03 | 642.03 | 642.07 | 642.08 | 642.05 | 641.46 | 640.66 | 640.67 | 640.67 | 640.66 |
| PROGRESSIVE PROGETTO | | | | -6.45 | -5.25 | -3.75 | 0.00 | 3.75 | 5.25 | 6.45 | | | |
| QUOTE PROGETTO | | | | 632.77 | 632.17 | 632.21 | 632.31 | 632.21 | 632.17 | 632.77 | | | |
| DISTANZE PARZIALI PROGETTO | | | | 1.20 | 1.50 | 3.75 | 3.75 | 1.50 | 1.20 | | | | |



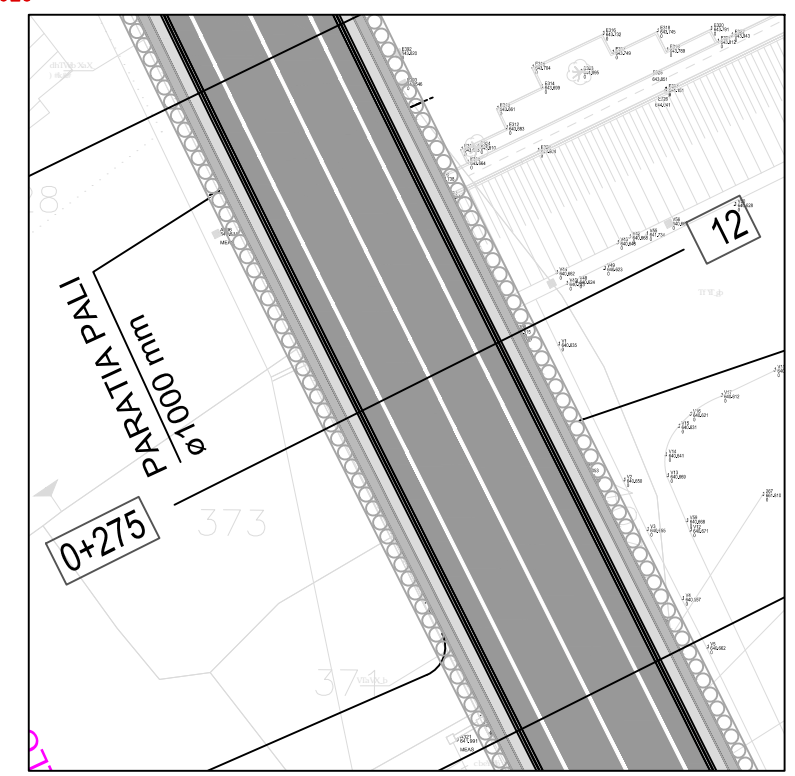
Sez. 12
 Progr.: 0+275.00
 Scala : 1:200
 Q.Rif. : 625.00



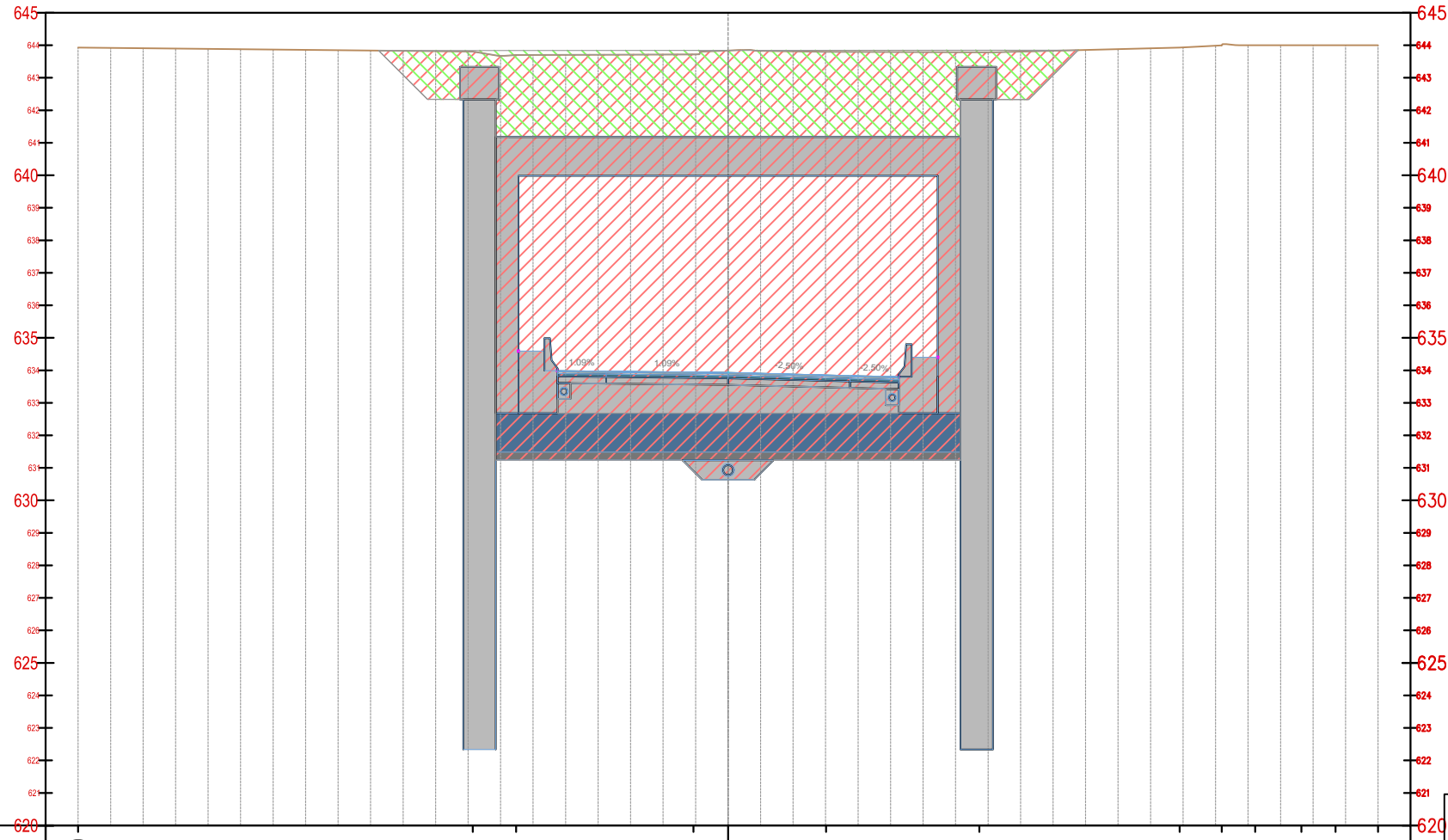
| AREE MOVIMENTI TERRA - Progr. 0+275.00 | |
|--|------------------------|
| Area | Area (m ²) |
| STERRO | 188.34 |
| RILEVATO | 47.96 |

| MATERIALE PAVIMENTAZIONE alla progr. 0+275.00 | |
|---|------------------------|
| Materiale | Area (m ²) |
| TAPPETO D'USURA | 0.42 |
| BINDER | 0.53 |
| STRATO DI BASE | 0.94 |
| FONDAZIONE IN MISTO CEMENTATO | 10.22 |

| | | | | | | | | | | | | | | | | | | | | | |
|----------------------------|--------|--------|--------|--------|--------|--------|--------|--------|--------|--------|--------|--------|--------|--------|--------|--------|--------|--------|--------|--------|--------|
| PROGRESSIVE TERRENO | -20.00 | -16.86 | -8.54 | -7.53 | -6.41 | -2.32 | -1.05 | 0.00 | 3.27 | 6.46 | 7.57 | 9.13 | 10.15 | 11.34 | 12.36 | 13.36 | 15.10 | 16.48 | 17.88 | 18.90 | 20.00 |
| QUOTE TERRENO | 643.02 | 643.03 | 643.09 | 643.09 | 643.10 | 643.23 | 643.41 | 643.42 | 643.12 | 643.06 | 642.05 | 640.63 | 640.67 | 640.68 | 640.69 | 640.70 | 640.71 | 640.70 | 640.70 | 640.70 | 640.70 |
| PROGRESSIVE PROGETTO | | | | | -6.45 | -5.25 | -3.75 | 0.00 | 3.75 | 5.25 | 6.45 | | | | | | | | | | |
| QUOTE PROGETTO | | | 633.45 | 632.85 | 632.88 | 632.96 | 632.86 | 632.83 | 633.43 | | | | | | | | | | | | |
| DISTANZE PARZIALI PROGETTO | | | 1.20 | 1.50 | 3.75 | 3.75 | 1.50 | 1.20 | | | | | | | | | | | | | |



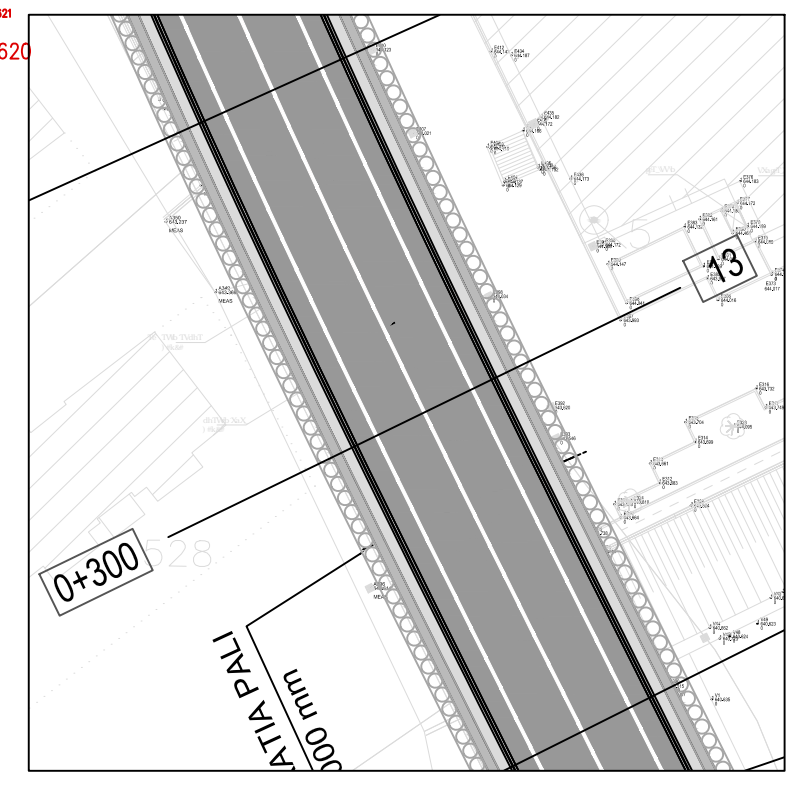
Sez. 13
 Progr.: 0+300.00
 Scala : 1:200
 Q.Rif. : 625.00



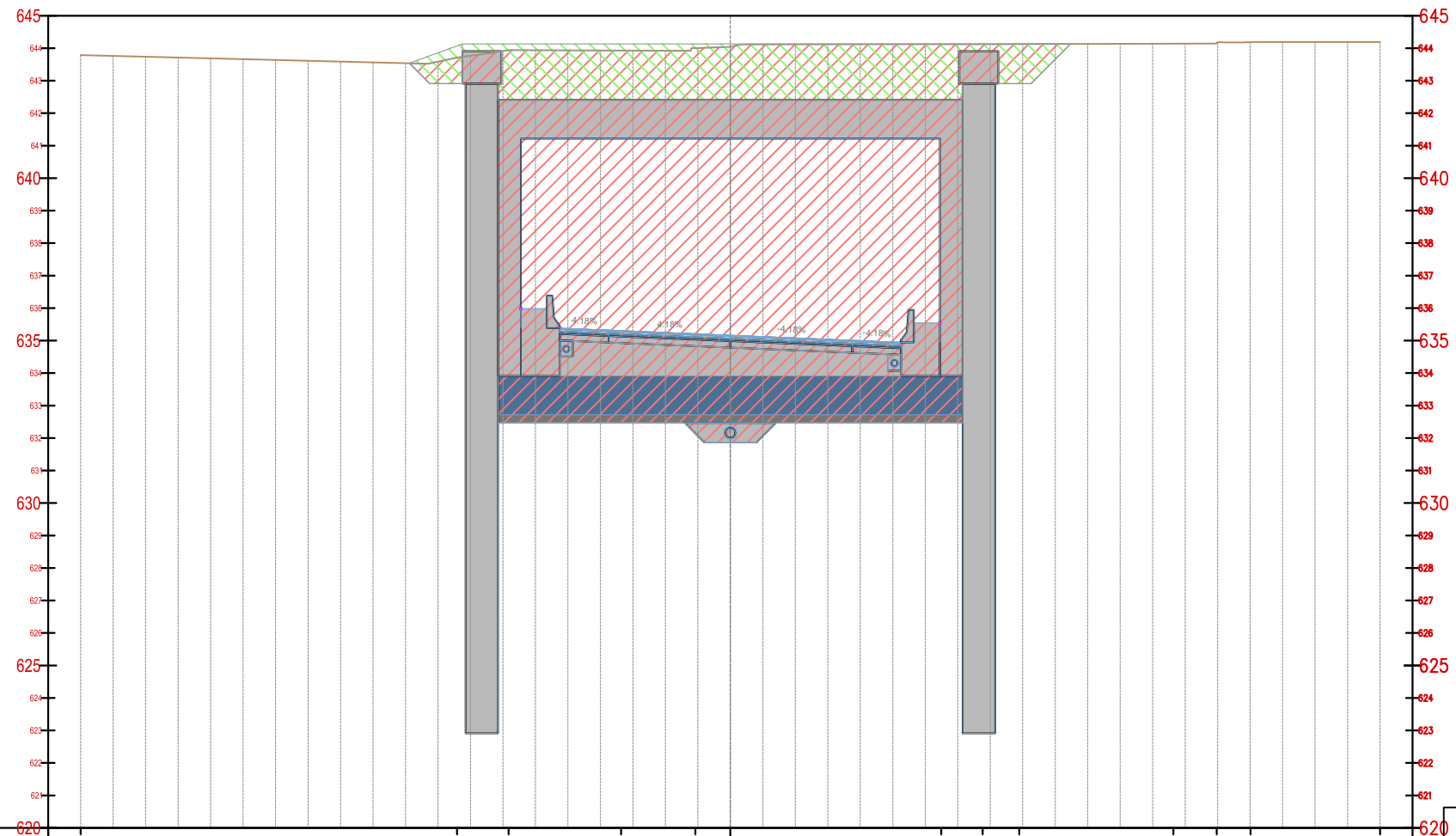
| AREE MOVIMENTI TERRA - Progr. 0+300.00 | |
|--|-----------|
| Area | Area (m²) |
| STERRO | 188.85 |
| RILEVATO | 44.24 |

| MATERIALE PAVIMENTAZIONE alla progr. 0+300.00 | |
|---|-----------|
| Materiale | Area (m²) |
| TAPPETO D'USURA | 0.42 |
| BINDER | 0.53 |
| STRATO DI BASE | 0.94 |
| FONDAZIONE IN MISTO CEMENTATO | 10.65 |

| | | | | | | | | | | | | |
|----------------------------|--------|--------|--------|--------|--------|--------|--------|--------|--------|--------|--------|--------|
| PROGRESSIVE TERRENO | -20,00 | -7,85 | -6,52 | -1,07 | 3,02 | 7,73 | 13,90 | 15,19 | 16,22 | 17,64 | 18,69 | 20,00 |
| QUOTE TERRENO | 643,93 | 643,81 | 643,70 | 643,72 | 643,84 | 643,80 | 643,93 | 643,99 | 644,00 | 644,00 | 644,00 | 644,00 |
| PROGRESSIVE PROGETTO | | -6,45 | -5,25 | -3,75 | 0,00 | 3,75 | 5,25 | 6,45 | | | | |
| QUOTE PROGETTO | | 634,59 | 633,99 | 633,97 | 633,93 | 633,84 | 633,80 | 634,40 | | | | |
| DISTANZE PARZIALI PROGETTO | | 1,20 | 1,50 | 3,75 | 3,75 | 1,50 | 1,20 | | | | | |



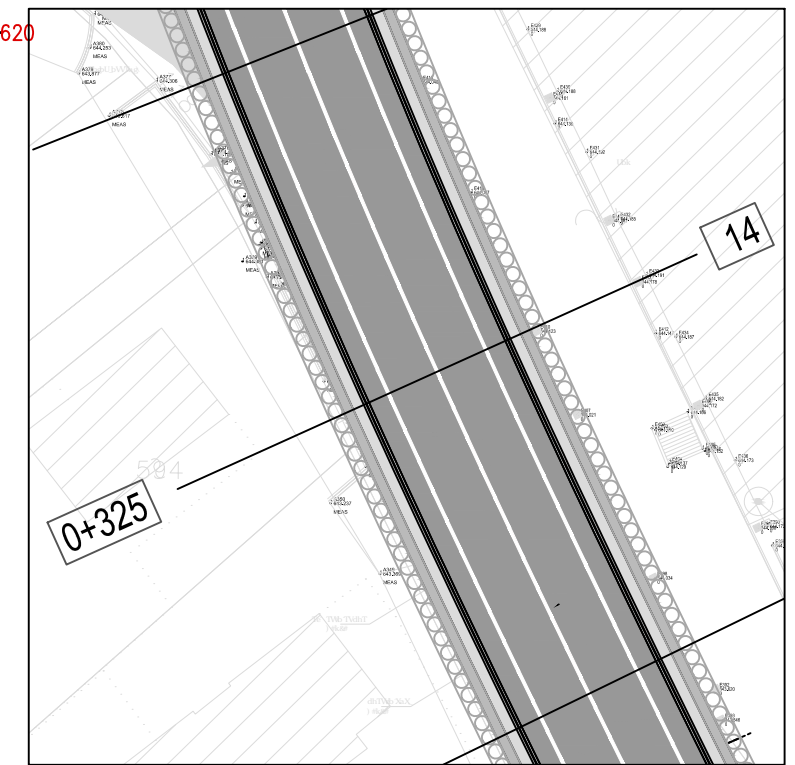
Sez. 14
 Progr.: 0+325.00
 Scala : 1:200
 Q.Rif. : 625.00



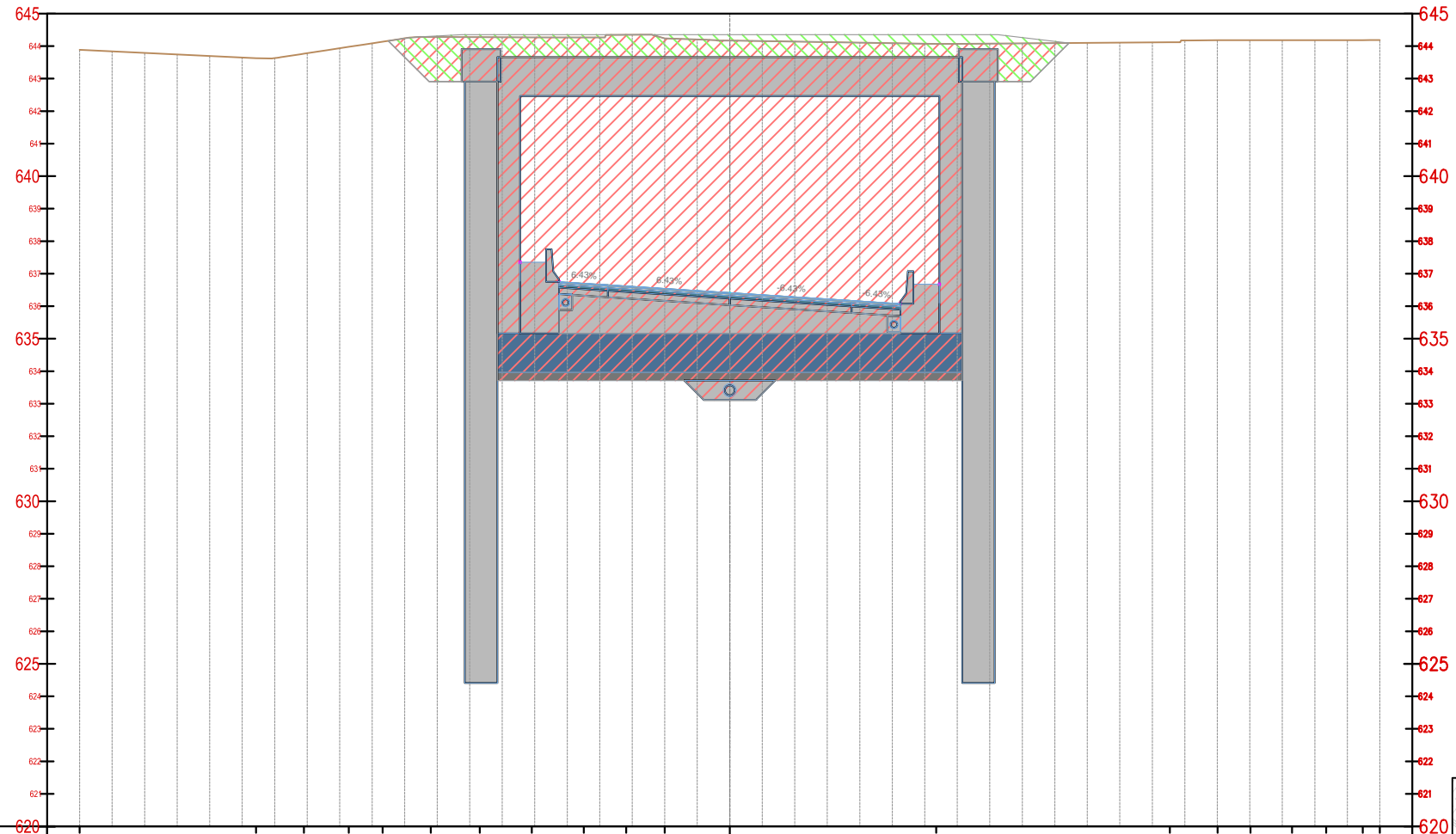
| AREE MOVIMENTI TERRA - Progr. 0+325.00 | |
|--|------------------------|
| Area | Area (m ²) |
| STERRO | 171.99 |
| RILEVATO | 28.12 |

| MATERIALE PAVIMENTAZIONE alla progr. 0+325.00 | |
|---|------------------------|
| Materiale | Area (m ²) |
| TAPPETO D'USURA | 0.42 |
| BINDER | 0.52 |
| STRATO DI BASE | 0.94 |
| FONDAZIONE IN MISTO CEMENTATO | 10.85 |

| | | | | | | | | | | | | | |
|----------------------------|--------|--------|--------|--------|--------|--------|--------|--------|--------|--------|--------|--------|--------|
| PROGRESSIVE TERRENO | -20.00 | -8.41 | -6.83 | -3.36 | -1.08 | 644.05 | 6.49 | 7.77 | 8.89 | 13.64 | 14.97 | 16.01 | 20.00 |
| QUOTE TERRENO | 643.79 | 643.71 | 643.94 | 643.93 | 644.00 | 644.05 | 644.12 | 644.12 | 644.13 | 644.14 | 644.15 | 644.19 | 644.19 |
| PROGRESSIVE PROGETTO | | | -6.45 | -5.25 | -3.75 | 0.00 | 3.75 | 5.25 | 6.45 | | | | |
| QUOTE PROGETTO | | | 635.98 | 635.38 | 635.32 | 635.16 | 635.01 | 634.94 | 635.54 | | | | |
| DISTANZE PARZIALI PROGETTO | | | 1.20 | 1.50 | 3.75 | 3.75 | 1.50 | 1.20 | | | | | |



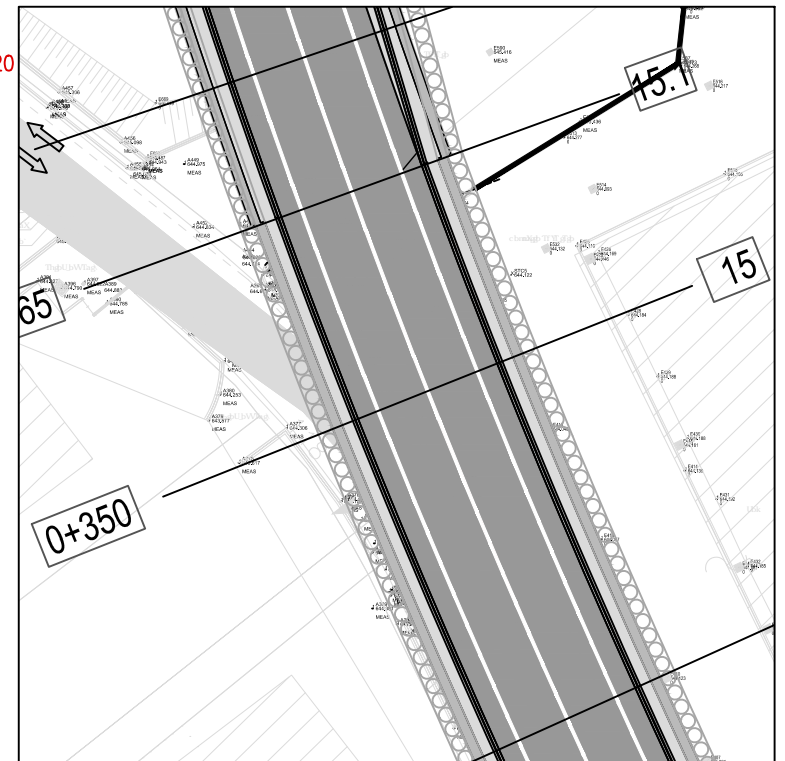
Sez. 15
 Progr.: 0+350.00
 Scala : 1:200
 Q.Rif. : 625.00



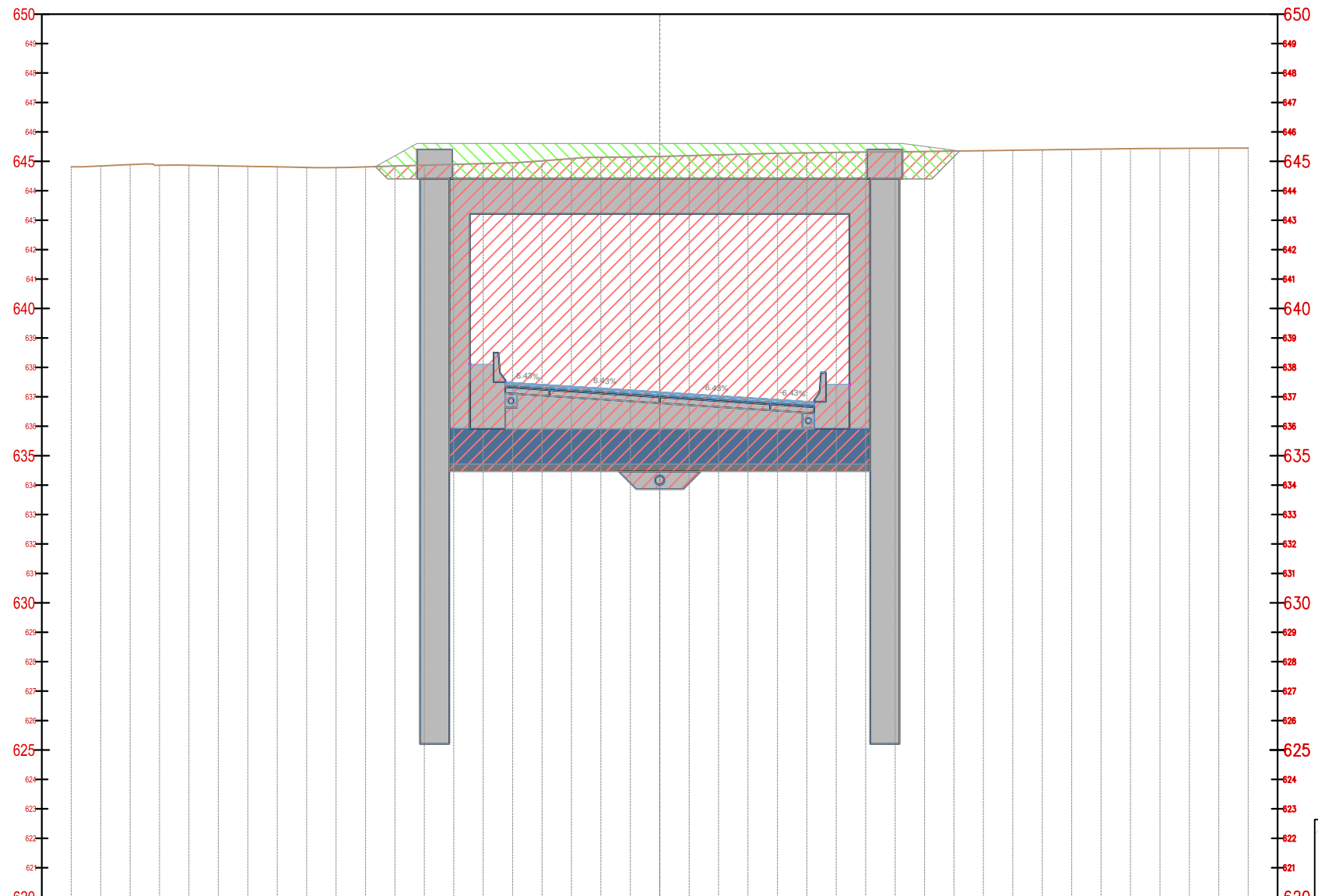
| AREE MOVIMENTI TERRA - Progr. 0+350.00 | |
|--|------------------------|
| Aree | Area (m ²) |
| STERRO | 158.07 |
| RILEVATO | 15.22 |

| MATERIALE PAVIMENTAZIONE alla progr. 0+350.00 | |
|---|------------------------|
| Materiale | Area (m ²) |
| TAPPETO D'USURA | 0.42 |
| BINDER | 0.53 |
| STRATO DI BASE | 0.94 |
| FONDAZIONE IN MISTO CEMENTATO | 10.85 |

| | | | | | | | | | | | | | | | | | | | | |
|----------------------------|--------|--------|--------|--------|--------|--------|--------|--------|--------|--------|--------|--------|--------|--------|--------|--------|--------|--------|--------|--------|
| PROGRESSIVE TERRENO | -20,00 | -14,57 | -13,10 | -11,72 | -10,68 | -9,20 | -7,69 | -6,09 | -4,49 | -3,19 | -2,00 | 644,17 | 6,35 | 13,54 | 15,01 | 16,02 | 17,30 | 18,35 | 19,48 | 20,00 |
| QUOTE TERRENO | 643,89 | 643,63 | 643,77 | 643,98 | 644,14 | 644,28 | 644,27 | 644,27 | 644,35 | 644,24 | 644,17 | 644,07 | 644,12 | 644,18 | 644,18 | 644,18 | 644,18 | 644,19 | 644,19 | 644,19 |
| PROGRESSIVE PROGETTO | | | | | | | -6,45 | -5,25 | -3,75 | 0,00 | 3,75 | 5,25 | 6,45 | | | | | | | |
| QUOTE PROGETTO | | | | | | | 637,35 | 636,75 | 636,66 | 636,41 | 636,17 | 636,08 | 636,68 | | | | | | | |
| DISTANZE PARZIALI PROGETTO | | | | | | | 1,20 | 1,50 | 3,75 | 3,75 | 1,50 | 1,20 | | | | | | | | |



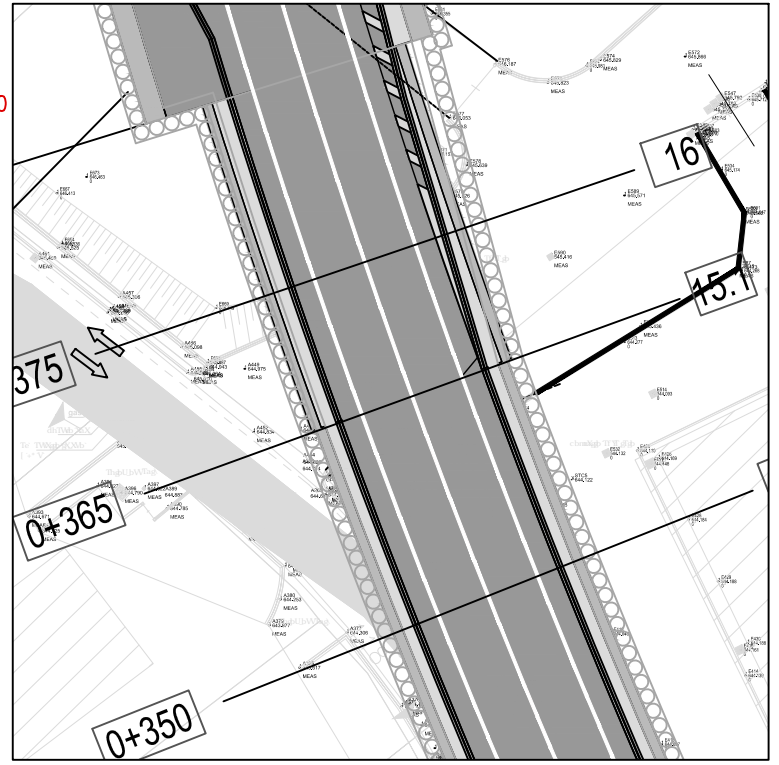
Sez. 15.1
 Progr.: 0+365.00
 Scala : 1:200
 Q.Rif. : 625.00



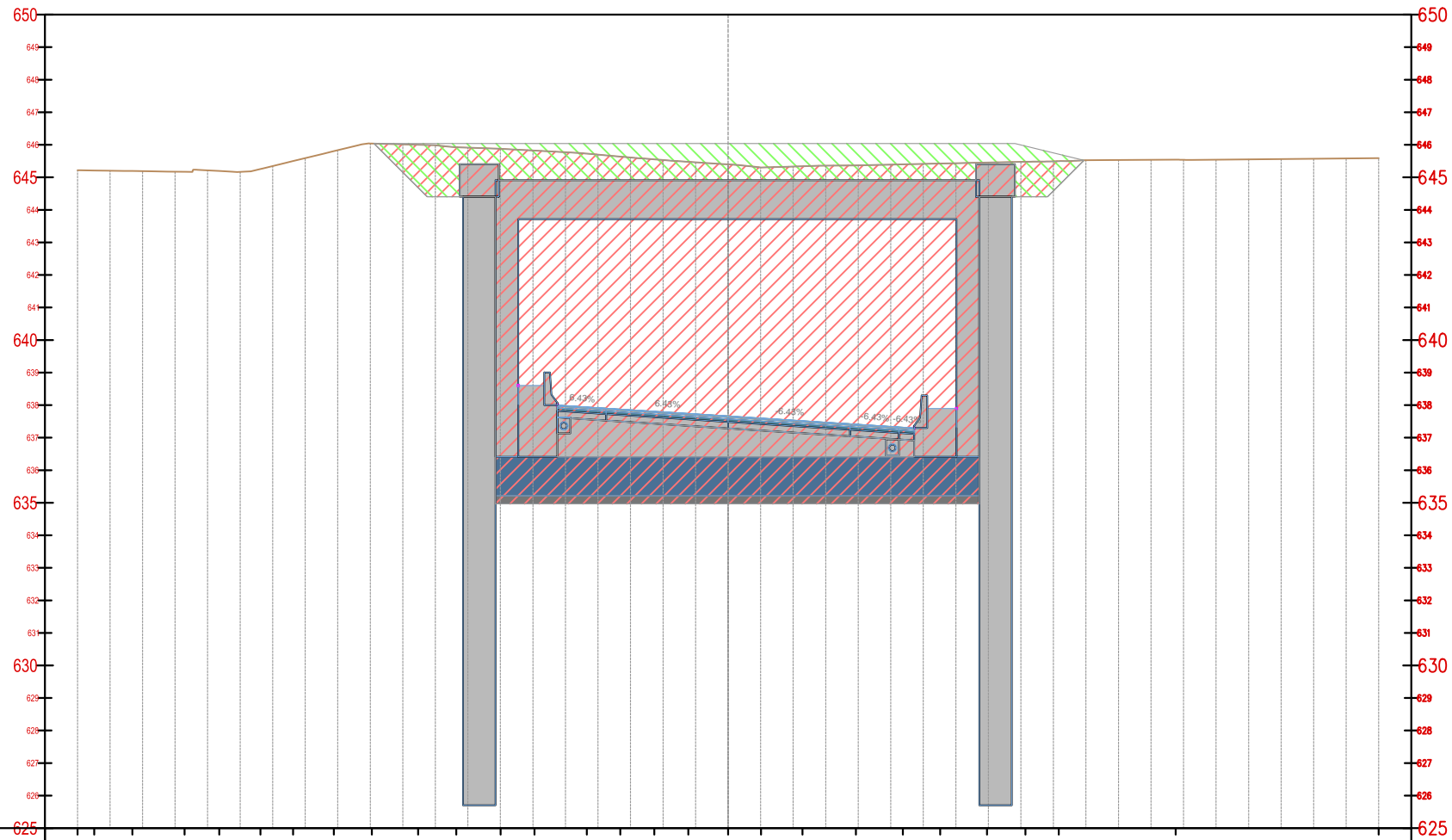
| AREE MOVIMENTI TERRA - Progr. 0+365.00 | |
|--|------------------------|
| Area | Area (m ²) |
| STERRO | 157.49 |
| RILEVATO | 19.98 |

| MATERIALE PAVIMENTAZIONE alla progr. 0+365.00 | |
|---|------------------------|
| Materiale | Area (m ²) |
| TAPPETO D'USURA | 0.42 |
| BINDER | 0.53 |
| STRATO DI BASE | 0.94 |
| FONDAZIONE IN MISTO CEMENTATO | 10.85 |

| | | | | | | | | | | | | | | | | | | | | | | | | | | | | | |
|----------------------------|--------|--------|--------|--------|--------|--------|--------|--------|--------|--------|--------|--------|--------|--------|--------|--------|--------|--------|--------|--------|--------|--------|--------|--------|--------|--------|--------|--------|--------|
| PROGRESSIVE TERRENO | -20.00 | -19.52 | -17.43 | -16.35 | -15.31 | -14.25 | -13.20 | -11.72 | -10.54 | -9.98 | -7.71 | -5.93 | -4.86 | -3.85 | -2.48 | -1.11 | 0.00 | 4.08 | 5.18 | 8.80 | 9.98 | 11.28 | 12.35 | 13.51 | 14.84 | 16.20 | 17.70 | 18.77 | 20.00 |
| QUOTE TERRENO | 644.81 | 644.82 | 644.91 | 644.87 | 644.86 | 644.84 | 644.82 | 644.78 | 644.79 | 644.84 | 644.88 | 644.92 | 644.95 | 645.03 | 645.13 | 645.15 | 645.17 | 645.27 | 645.29 | 645.33 | 645.35 | 645.37 | 645.38 | 645.40 | 645.41 | 645.43 | 645.44 | 645.45 | 645.45 |
| PROGRESSIVE PROGETTO | | | | | | | | | | | | -6.45 | -5.25 | -3.35 | 0.00 | | | 3.75 | 5.09 | 6.32 | | | | | | | | | |
| QUOTE PROGETTO | | | | | | | | | | | | 638.10 | 637.50 | 637.38 | 637.16 | | | 636.92 | 636.84 | 637.44 | | | | | | | | | |
| DISTANZE PARZIALI PROGETTO | | | | | | | | | | | | 1.20 | 1.50 | 3.75 | 3.75 | | | 1.50 | 1.20 | | | | | | | | | | |



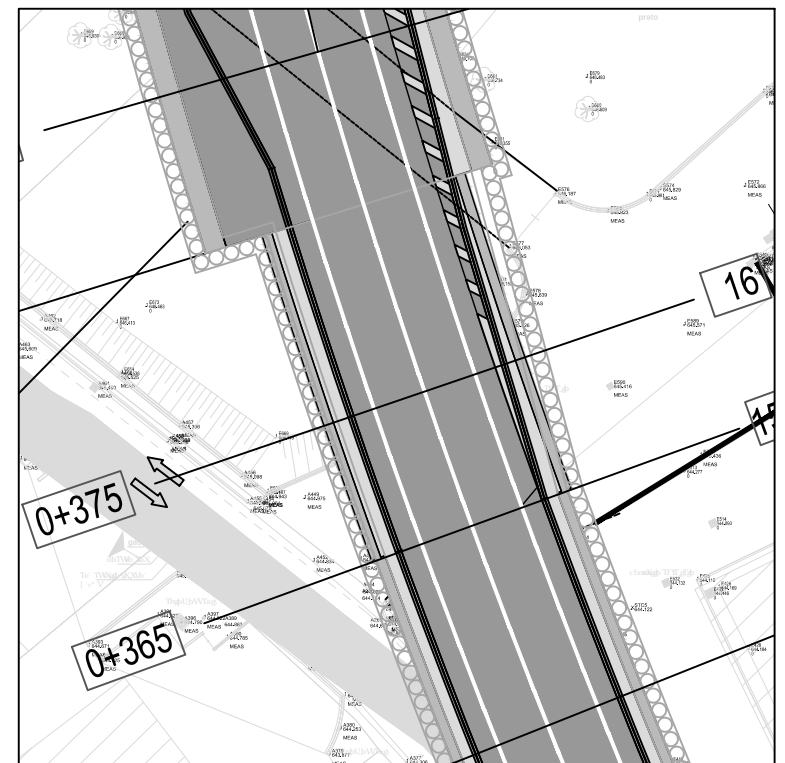
Sez. 16
 Progr.: 0+375.00
 Scala : 1:200
 Q.Rif. : 625.00



| AREE MOVIMENTI TERRA - Progr. 0+375.00 | |
|--|------------------------|
| Aree | Area (m ²) |
| STERRO | 164.15 |
| RILEVATO | 23.25 |

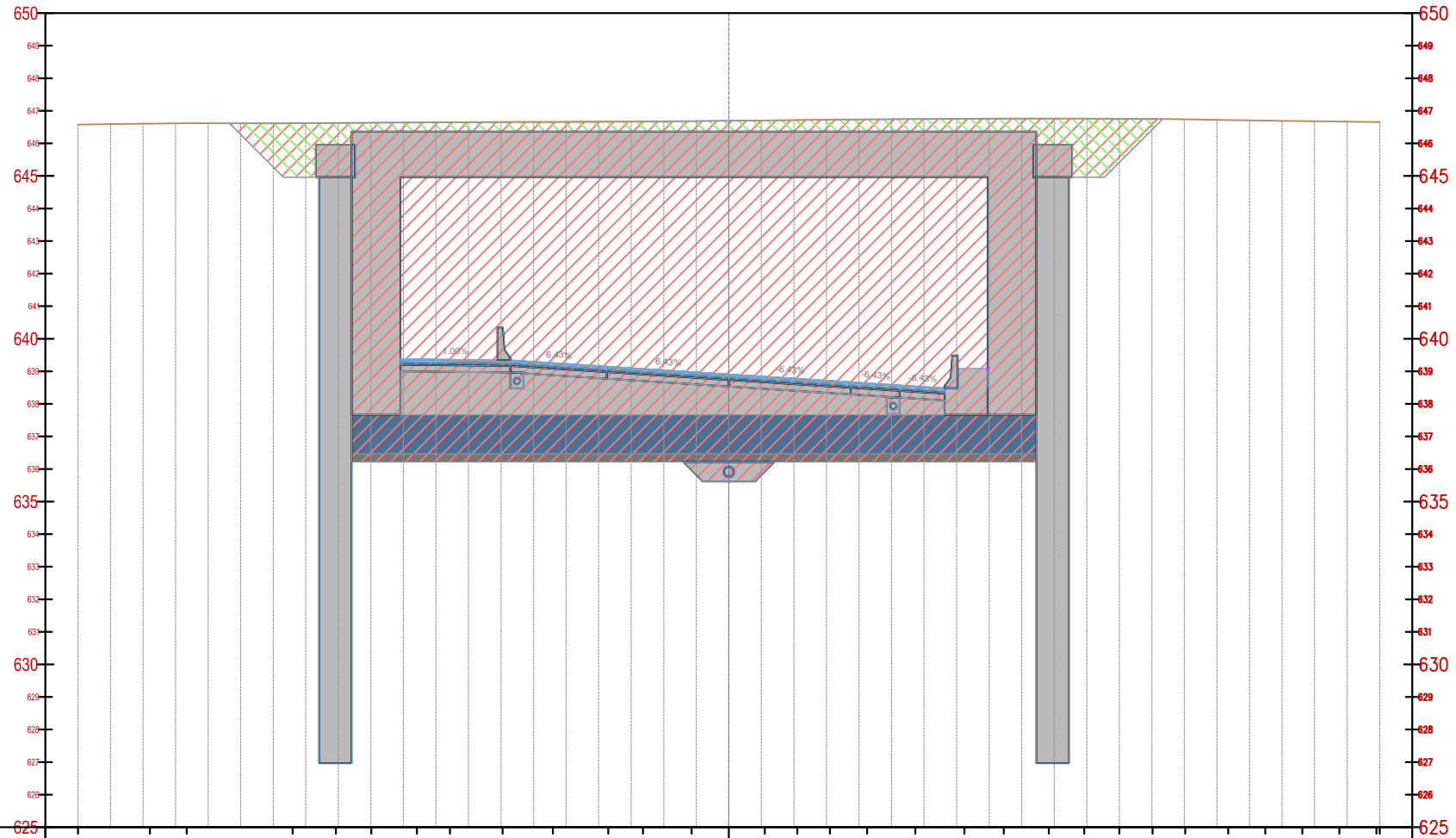
| MATERIALE PAVIMENTAZIONE alla progr. 0+375.00 | |
|---|------------------------|
| Materiale | Area (m ²) |
| TAPPETO D'USURA | 0.44 |
| BINDER | 0.55 |
| STRATO DI BASE | 0.99 |
| FONDAZIONE IN MISTO CEMENTATO | 11.09 |

| | | | | | | | | | | | | | | | | | | | | | | | | | | | | | |
|----------------------------|--|--------|--------|--------|--------|--------|--------|--------|--------|--------|--------|--------|--------|--------|--------|--------|--------|--------|--------|--------|--------|--------|--------|--------|--------|--------|--------|--------|--------|
| PROGRESSIVE TERRENO | | -20.00 | -19.48 | -18.31 | -16.71 | -15.64 | -14.38 | -13.37 | -12.12 | -10.95 | -9.53 | -8.36 | -6.99 | -5.95 | -4.34 | -3.31 | -2.27 | -1.22 | 0.00 | 1.01 | 2.28 | 3.93 | 5.37 | 6.52 | 7.96 | 9.14 | 10.17 | 13.76 | 20.00 |
| QUOTE TERRENO | | 645.22 | 645.21 | 645.19 | 645.17 | 645.19 | 645.26 | 645.50 | 645.80 | 646.04 | 646.00 | 645.92 | 645.88 | 645.82 | 645.73 | 645.64 | 645.55 | 645.47 | 645.40 | 645.30 | 645.34 | 645.37 | 645.40 | 645.42 | 645.46 | 645.48 | 645.50 | 645.55 | 645.59 |
| PROGRESSIVE PROGETTO | | | | | | | | | | | | | -6.45 | -5.25 | -3.75 | | | 0.00 | | 3.75 | | 5.95 | 5.72 | 7.02 | | | | | |
| QUOTE PROGETTO | | | | | | | | | | | | | 638.60 | 638.00 | 637.91 | | | 637.66 | | 637.42 | | 637.33 | 637.30 | 637.90 | | | | | |
| DISTANZE PARZIALI PROGETTO | | | | | | | | | | | | | 1.20 | 1.50 | 3.75 | | | 3.75 | | 1.50 | | 0.47 | 1.30 | | | | | | |



Sez. 17
 Progr.: 0+400.00
 Scala : 1:200
 Q.Rif. : 625.00

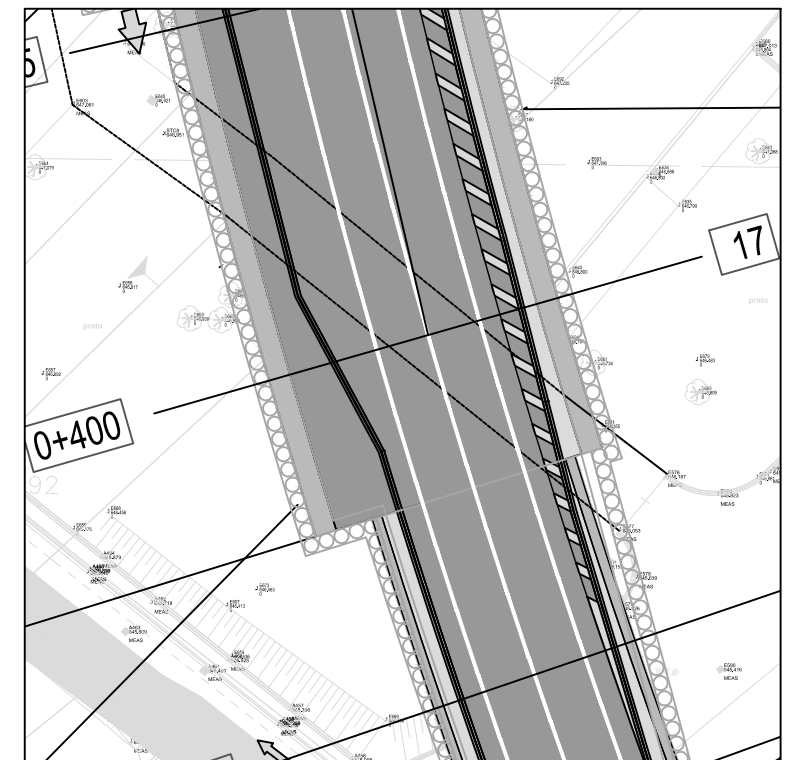
PIAZZOLA N.1



| AREE MOVIMENTI TERRA - Progr. 0+400.00 | |
|--|------------------------|
| Aree | Area (m ²) |
| STERRO | 232.01 |
| RILEVATO | 14.97 |

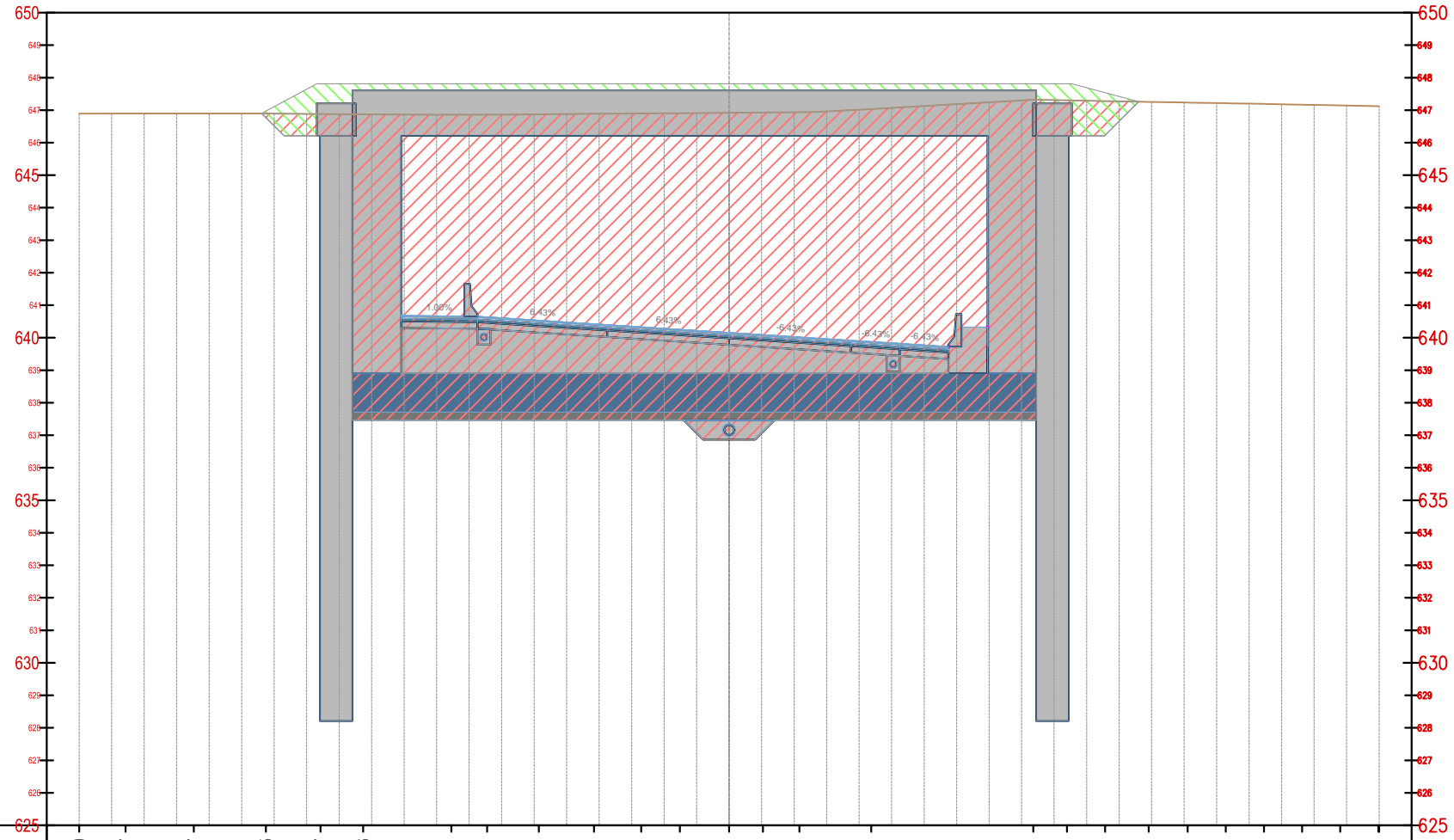
| MATERIALE PAVIMENTAZIONE alla progr. 0+400.00 | |
|---|------------------------|
| Materiale | Area (m ²) |
| TAPPETO D'USURA | 0.67 |
| BINDER | 0.84 |
| STRATO DI BASE | 1.51 |
| FONDAZIONE IN MISTO CEMENTATO | 19.05 |

| | | | | | | | | | | | | | | | | | | | | | | | | | | | | | | |
|----------------------------|--------|--------|--------|--------|--------|--------|--------|--------|--------|--------|--------|--------|--------|--------|--------|--------|--------|--------|--------|--------|--------|--------|--------|--------|--------|--------|--------|--------|--------|--------|
| PROGRESSIVE TERRENO | -20.00 | -17.79 | -16.66 | -13.40 | -12.08 | -10.99 | -9.58 | -8.57 | -6.95 | -5.41 | -3.70 | -2.64 | -1.14 | 1.10 | 2.10 | 3.11 | 4.25 | 5.73 | 7.24 | 8.45 | 9.83 | 10.92 | 12.00 | 13.02 | 14.03 | 15.35 | 16.48 | 17.62 | 18.76 | 20.00 |
| QUOTE TERRENO | 646.58 | 646.61 | 646.62 | 646.62 | 646.63 | 646.63 | 646.64 | 646.65 | 646.66 | 646.66 | 646.67 | 646.67 | 646.68 | 646.69 | 646.71 | 646.72 | 646.73 | 646.74 | 646.75 | 646.76 | 646.76 | 646.76 | 646.76 | 646.75 | 646.74 | 646.72 | 646.70 | 646.68 | 646.67 | 646.66 |
| PROGRESSIVE PROGETTO | | | | | | -10.09 | | | -6.71 | -5.25 | -3.75 | | 0.00 | | 3.75 | 5.25 | 6.63 | 7.95 | | | | | | | | | | | | |
| QUOTE PROGETTO | | | | | | 639.38 | | | 639.35 | 639.25 | 639.16 | | 638.91 | | 638.67 | 638.58 | 638.49 | 639.09 | | | | | | | | | | | | |
| DISTANZE PARZIALI PROGETTO | | | | | | | | | 1.46 | 1.50 | 3.75 | | 3.75 | | 1.50 | 1.38 | 1.32 | | | | | | | | | | | | | |



Sez. 18
 Progr.: 0+425.00
 Scala : 1:200
 Q.Rif. : 630.00

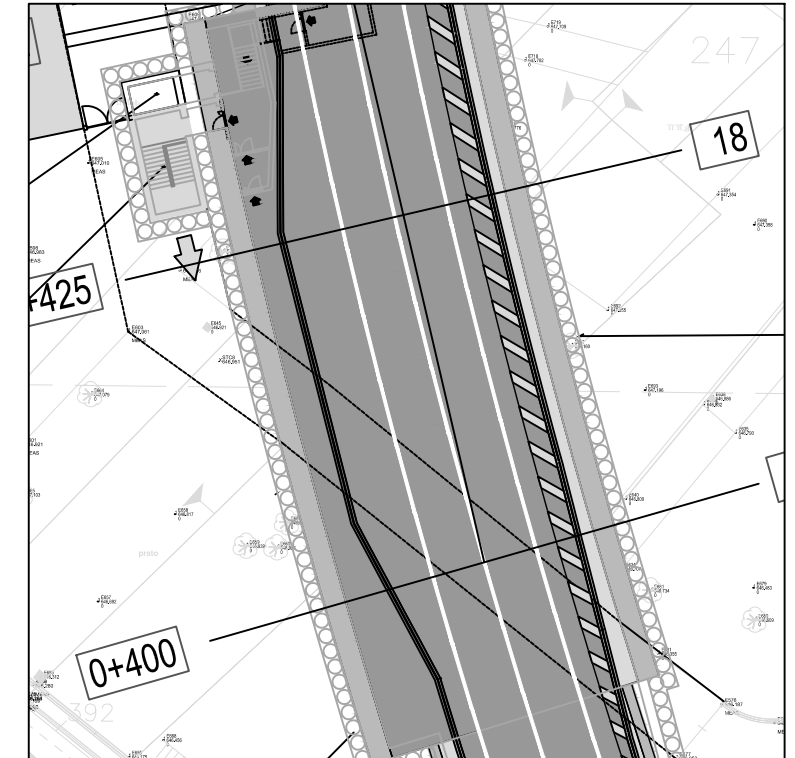
PIAZZOLA N.1



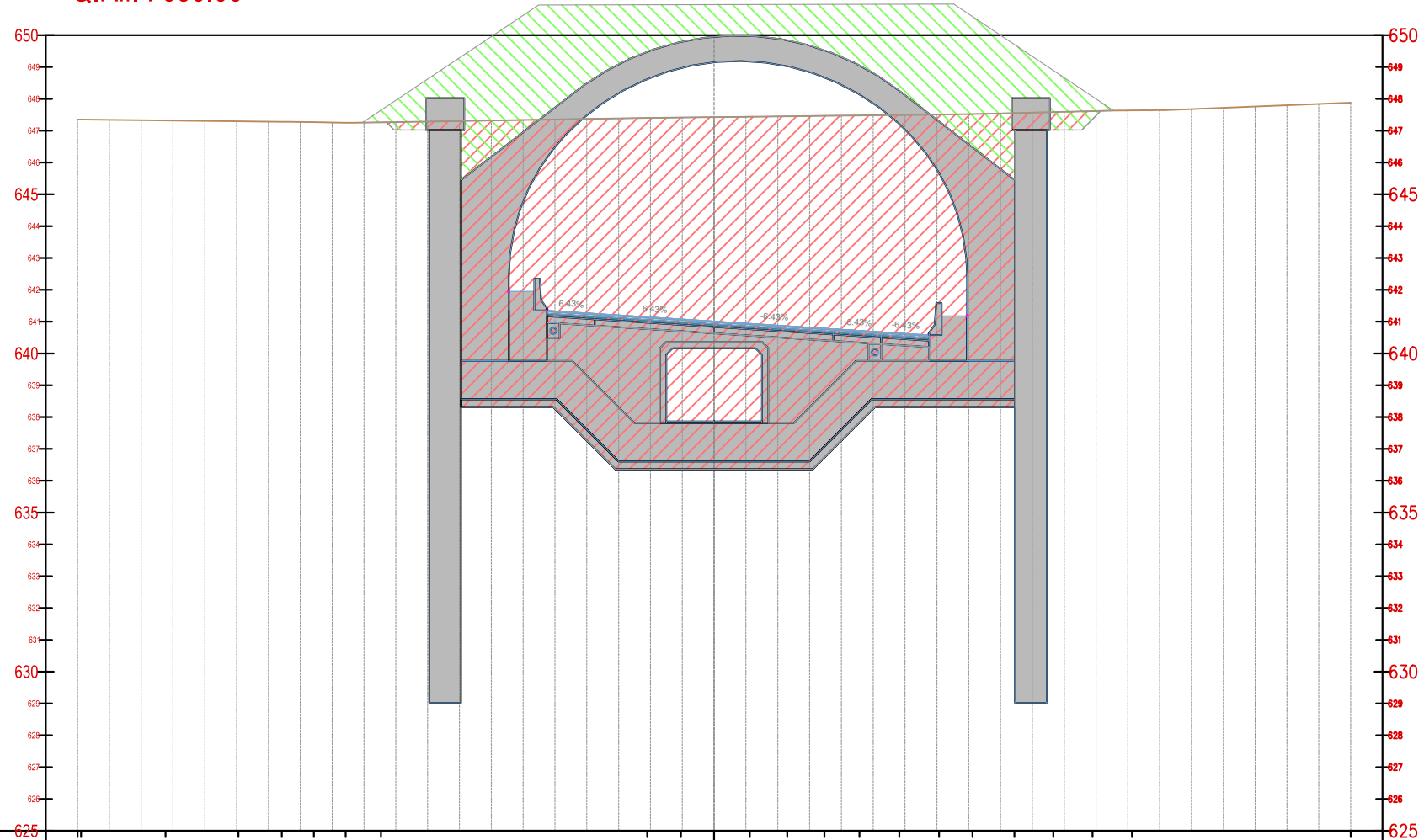
| AREE MOVIMENTI TERRA - Progr. 0+425.00 | |
|--|-----------|
| Area | Area (m²) |
| STERRO | 205.88 |
| RILEVATO | 9.40 |

| MATERIALE PAVIMENTAZIONE alla progr. 0+425.00 | |
|---|-----------|
| Materiale | Area (m²) |
| TAPPETO D'USURA | 0.67 |
| BINDER | 0.84 |
| STRATO DI BASE | 1.52 |
| FONDAZIONE IN MISTO CEMENTATO | 19.29 |

| | | | | | | | | | | | | | | | | | | | | | | | | | | | |
|----------------------------|--------|--------|--------|--------|--------|--------|--------|--------|--------|--------|--------|--------|--------|--------|--------|--------|--------|--------|--------|--------|--------|--------|--------|--------|--------|--------|--|
| PROGRESSIVE TERRENO | -20.00 | -18.57 | -16.47 | -14.25 | -12.57 | -11.26 | -8.55 | -7.45 | -5.85 | -4.16 | -2.71 | -1.52 | 0.00 | 1.04 | 2.16 | 4.37 | 9.36 | 10.39 | 11.57 | 12.91 | 14.11 | 15.28 | 16.46 | 17.63 | 18.80 | 20.00 | |
| QUOTE TERRENO | 646.89 | 646.90 | 646.90 | 646.90 | 646.88 | 646.87 | 646.86 | 646.86 | 646.87 | 646.89 | 646.90 | 646.91 | 646.92 | 646.93 | 646.94 | 647.03 | 647.32 | 647.30 | 647.28 | 647.25 | 647.23 | 647.21 | 647.19 | 647.17 | 647.15 | 647.12 | |
| PROGRESSIVE PROGETTO | | | | | -10.09 | -8.91 | -7.74 | -5.74 | -3.75 | 0.00 | 3.75 | 5.25 | 6.75 | 7.95 | | | | | | | | | | | | | |
| QUOTE PROGETTO | | | | | 640.19 | 640.17 | 640.16 | 640.03 | 639.91 | 639.66 | 639.42 | 639.33 | 639.23 | 639.83 | | | | | | | | | | | | | |
| DISTANZE PARZIALI PROGETTO | | | | | | 2.35 | 3.99 | | 3.75 | 3.75 | 1.50 | 1.50 | 1.20 | | | | | | | | | | | | | | |



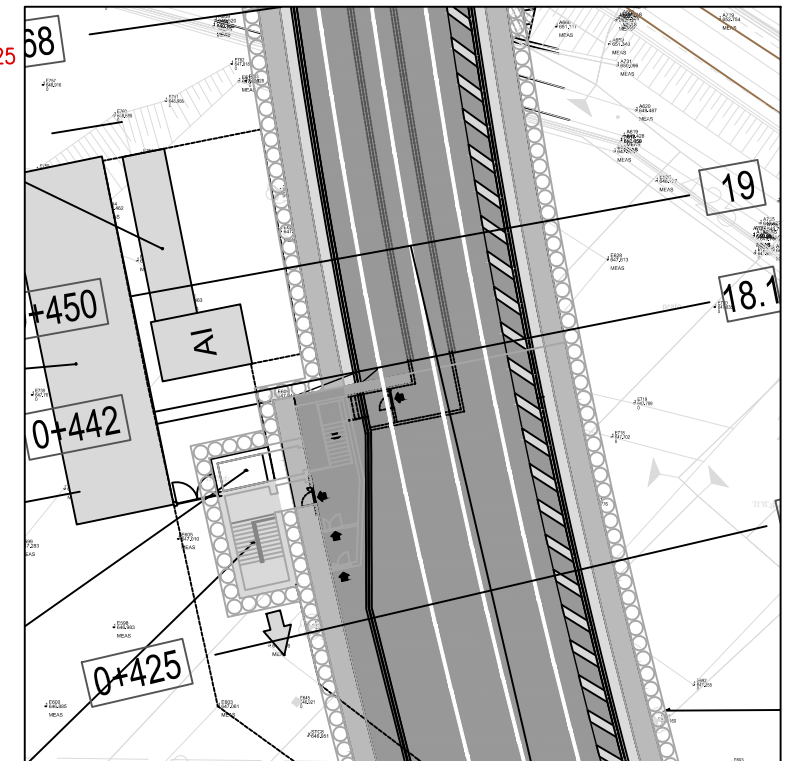
Sez. 18.1
 Progr.: 0+442.00
 Scala : 1:200
 Q.Rif. : 630.00



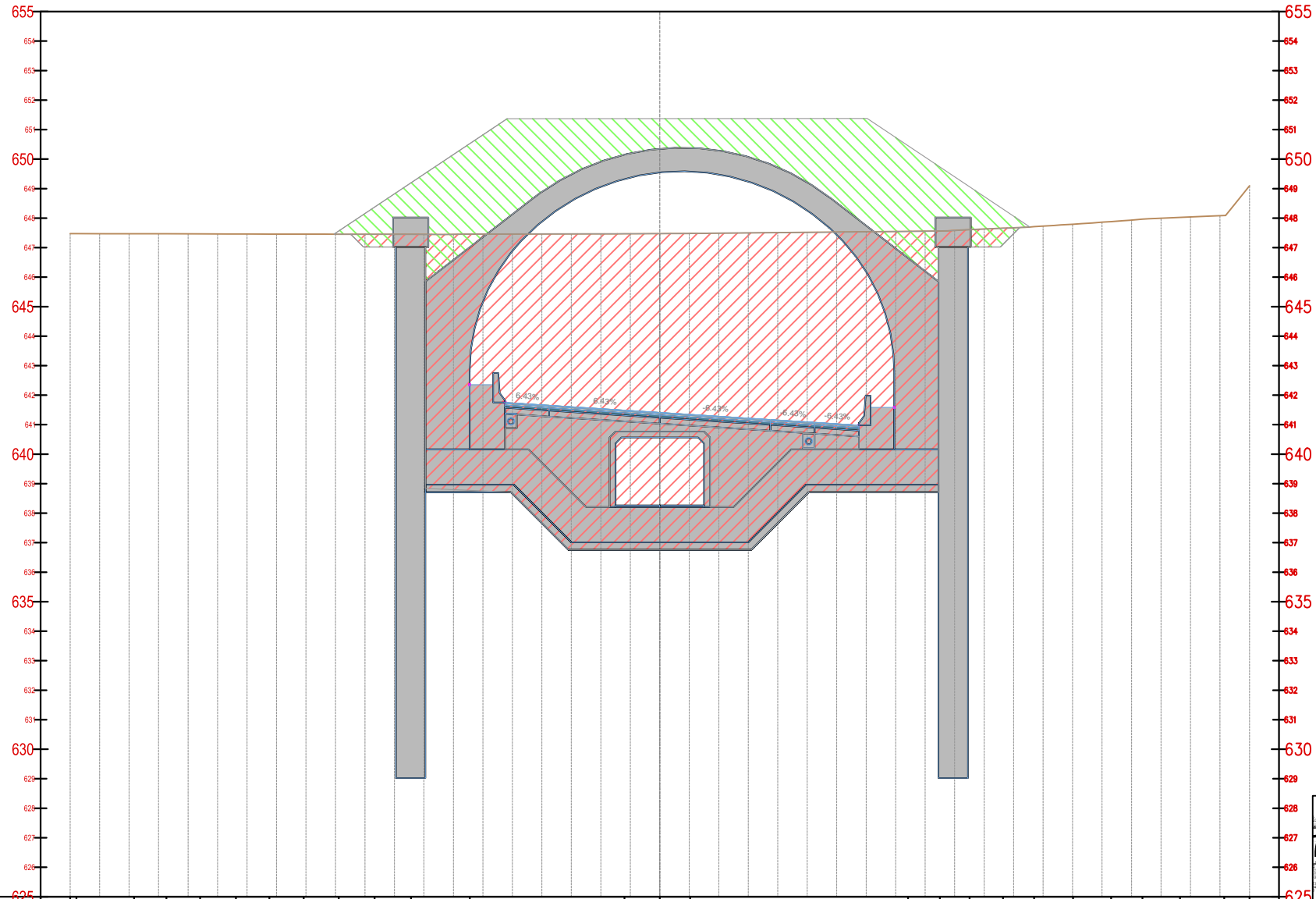
| AREE MOVIMENTI TERRA - Progr. 0+442.00 | |
|--|------------------------|
| Area | Area (m ²) |
| STERRO | 176.52 |
| RILEVATO | 48.07 |

| MATERIALE PAVIMENTAZIONE alla progr. 0+442.00 | |
|---|------------------------|
| Materiale | Area (m ²) |
| TAPPETO D'USURA | 0.48 |
| BINDER | 0.60 |
| STRATO DI BASE | 1.08 |
| FONDAZIONE IN MISTO CEMENTATO | 16.83 |

| | | | | | | | | | | | | | | | | | | | | | | | | | | | |
|----------------------------|--------|--------|--------|--------|--------|--------|--------|--------|--------|--------|--------|--------|--------|--------|--------|--------|--------|--------|--------|--------|--------|--------|--------|--------|--------|--------|--|
| PROGRESSIVE TERRENO | 625.00 | 626.00 | 627.00 | 628.00 | 629.00 | 630.00 | 631.00 | 632.00 | 633.00 | 634.00 | 635.00 | 636.00 | 637.00 | 638.00 | 639.00 | 640.00 | 641.00 | 642.00 | 643.00 | 644.00 | 645.00 | 646.00 | 647.00 | 648.00 | 649.00 | 650.00 | |
| QUOTE TERRENO | 625.00 | 627.23 | 629.94 | 632.58 | 635.27 | 637.57 | 640.26 | 642.40 | 644.41 | 647.43 | 647.44 | 647.45 | 647.47 | 647.48 | 647.49 | 647.51 | 647.52 | 647.55 | 647.58 | 647.61 | 647.64 | 647.88 | | | | | |
| PROGRESSIVE PROGETTO | | | | | | | | | | | | | | | | | | | | | | | | | | | |
| QUOTE PROGETTO | | | | | | | | | | | | | | | | | | | | | | | | | | | |
| DISTANZE PARZIALI PROGETTO | | | | | | | | | | | | | | | | | | | | | | | | | | | |



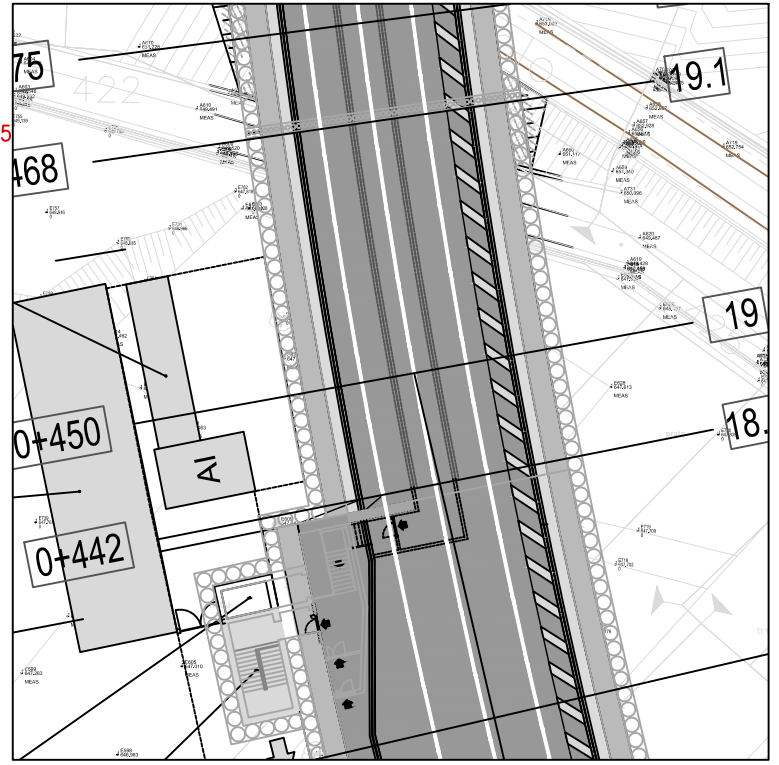
Sez. 19
 Progr.: 0+450.00
 Scala : 1:200
 Q.Rif. : 630.00



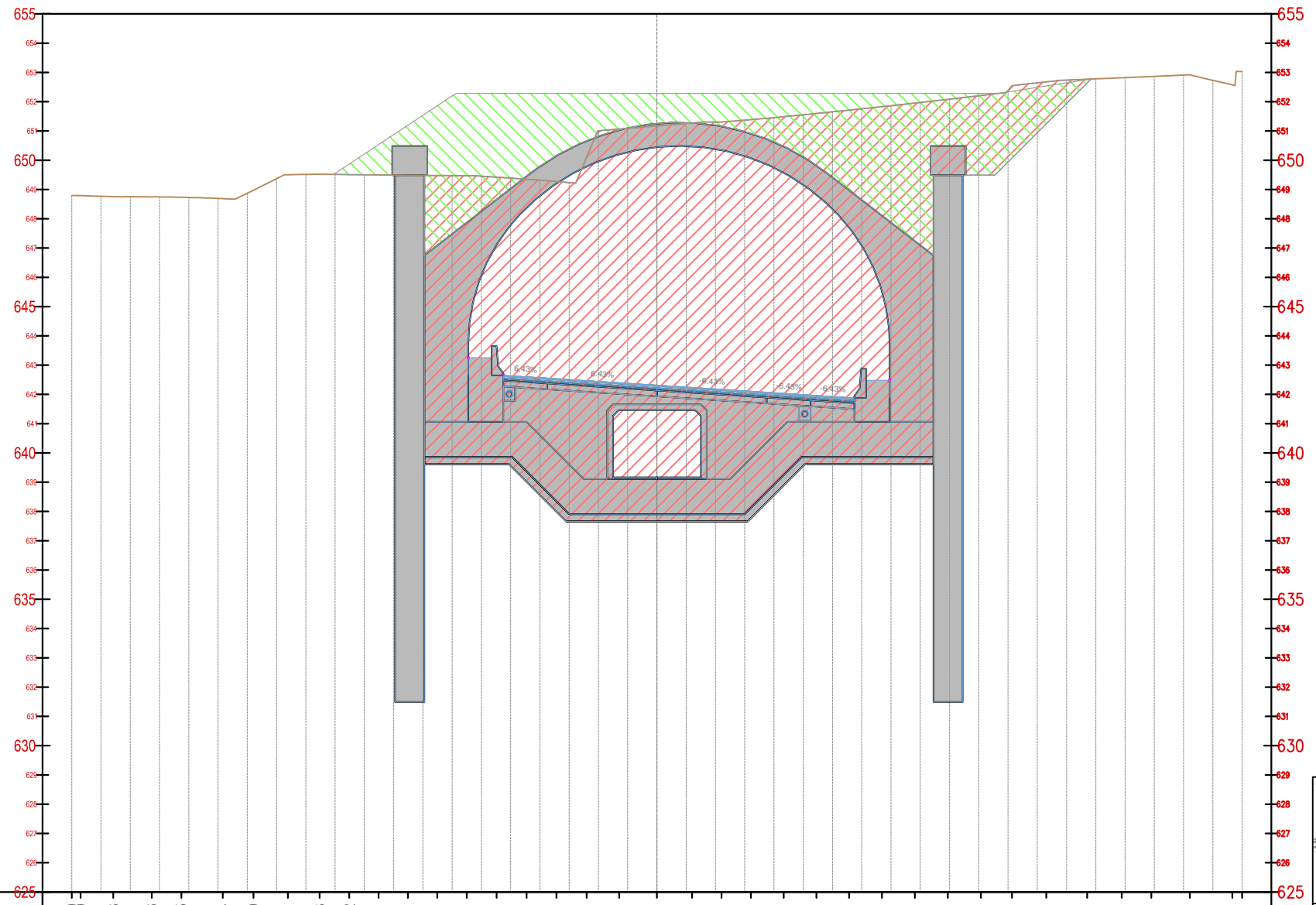
| AREE MOVIMENTI TERRA - Progr. 0+450.00 | |
|--|------------------------|
| Aree | Area (m ²) |
| STERRO | 170.92 |
| RILEVATO | 47.74 |

| MATERIALE PAVIMENTAZIONE alla progr. 0+450.00 | |
|---|------------------------|
| Materiale | Area (m ²) |
| TAPPETO D'USURA | 0.48 |
| BINDER | 0.60 |
| STRATO DI BASE | 1.08 |
| FONDAZIONE IN MISTO CEMENTATO | 16.83 |

| | | | | | | | | | | | | | | | | | | | | | | | | | |
|----------------------------|--------|--------|--------|--------|--------|--------|--------|--------|--------|--------|--------|--------|--------|--------|--------|--------|--------|--------|--------|--------|--------|--------|--------|--------|--------|
| PROGRESSIVE TERRENO | -20.00 | -17.83 | -16.74 | -15.59 | -14.38 | -13.24 | -12.08 | -10.89 | -9.67 | -8.44 | -6.44 | -1.20 | 0.00 | 1.03 | 8.42 | 9.50 | 10.51 | 11.64 | 12.70 | 14.02 | 15.31 | 16.37 | 17.64 | 19.14 | 20.00 |
| QUOTE TERRENO | 647.47 | 647.47 | 647.47 | 647.47 | 647.46 | 647.46 | 647.46 | 647.45 | 647.45 | 647.45 | 647.46 | 647.47 | 647.47 | 647.48 | 647.55 | 647.56 | 647.61 | 647.66 | 647.71 | 647.79 | 647.88 | 647.96 | 648.02 | 648.09 | 649.09 |
| PROGRESSIVE PROGETTO | | | | | | | | | | | -6.45 | -5.25 | -3.75 | 0.00 | 3.75 | 5.25 | 6.75 | 7.95 | | | | | | | |
| QUOTE PROGETTO | | | | | | | | | | | 642.35 | 641.75 | 641.66 | 641.41 | 641.17 | 641.08 | 640.98 | 641.58 | | | | | | | |
| DISTANZE PARZIALI PROGETTO | | | | | | | | | | | 1.20 | 1.50 | 3.75 | 3.75 | 1.50 | 1.50 | 1.20 | | | | | | | | |



Sez. 19.1
 Progr.: 0+468.00
 Scala : 1:200
 Q.Rif. : 630.00



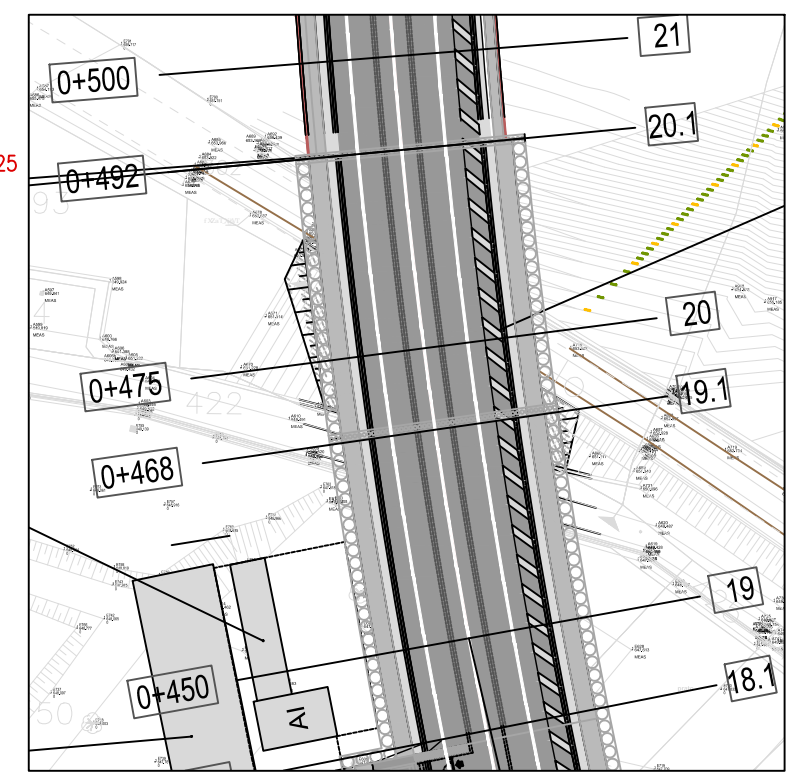
AREE MOVIMENTI TERRA - Progr. 0+468.00

| Areae | Area (m²) |
|----------|-----------|
| STERRO | 220.95 |
| RILEVATO | 56.59 |

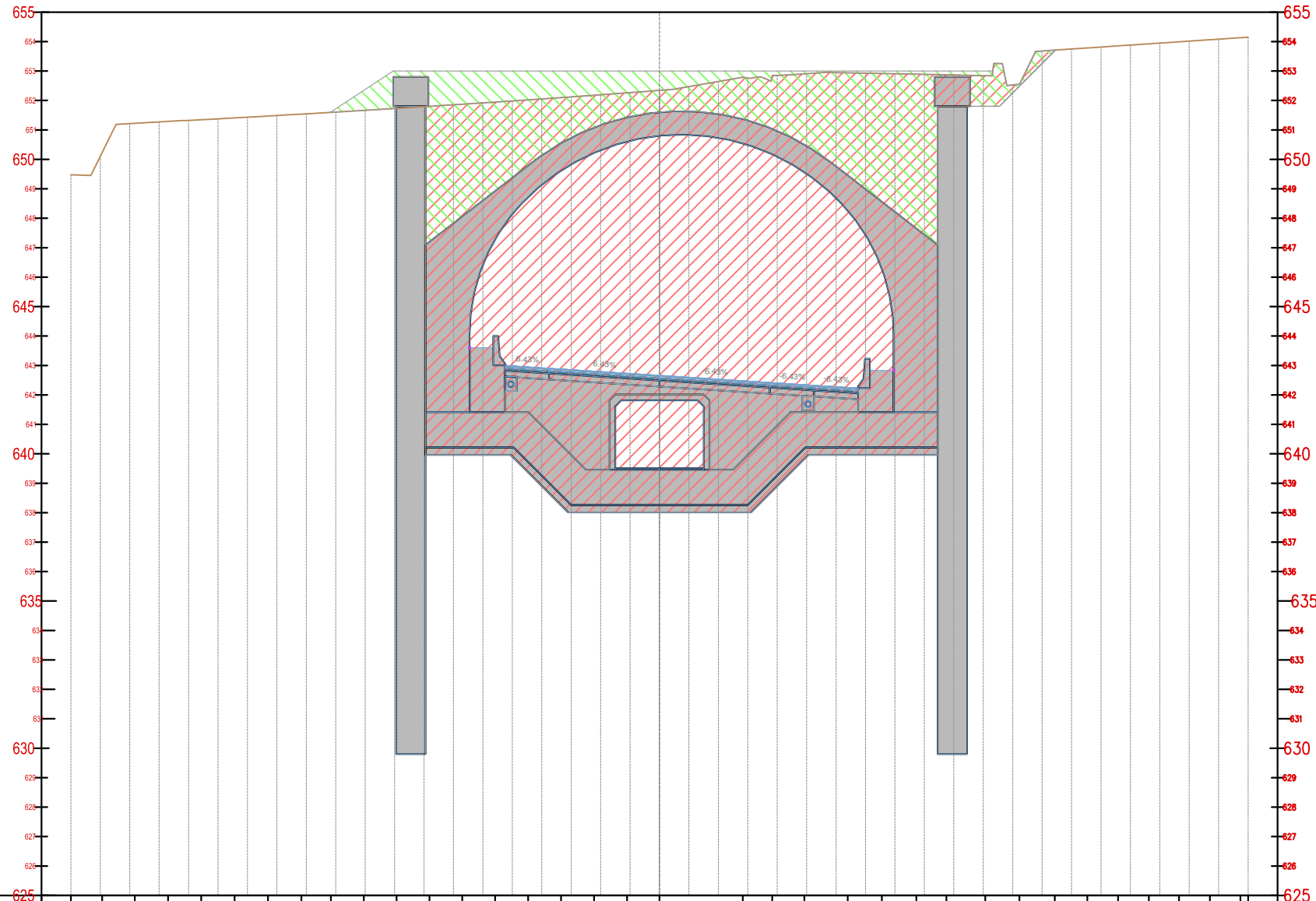
MATERIALE PAVIMENTAZIONE alla progr. 0+468.00

| Materiale | Area (m²) |
|-------------------------------|-----------|
| TAPPETO D'USURA | 0.48 |
| BINDER | 0.60 |
| STRATO DI BASE | 1.08 |
| FONDAZIONE IN MISTO CEMENTATO | 16.83 |

| | | | | | | | | | | | | | | | | | | | | | | | | | | | | | | | | | | | | | | | | | |
|----------------------------|--------|--------|--------|--------|--------|--------|--------|--------|--------|--------|--------|--------|--------|--------|--------|--------|--------|--------|--------|--------|--------|--------|--------|--------|--------|--------|--------|--------|--------|--------|--------|--------|--------|--------|--------|--------|--------|--|--|--|--|
| PROGRESSIVE TERRENO | 0+00 | 18.58 | 17.26 | 16.25 | 14.84 | 13.79 | 12.61 | 11.53 | 10.52 | 9.51 | 8.51 | 7.51 | 6.50 | 5.48 | 4.46 | 3.43 | 2.40 | 1.29 | 0.00 | 1.20 | 2.21 | 3.21 | 4.33 | 5.45 | 6.57 | 7.69 | 8.82 | 9.94 | 11.07 | 12.13 | 13.31 | 14.70 | 15.89 | 16.90 | 18.21 | 19.88 | 20.88 | | | | |
| QUOTE TERRENO | 648.89 | 648.76 | 648.75 | 648.74 | 648.69 | 648.98 | 649.50 | 649.52 | 649.51 | 649.50 | 649.49 | 649.48 | 649.47 | 649.42 | 649.35 | 649.27 | 650.10 | 651.06 | 651.17 | 651.27 | 651.31 | 651.38 | 651.49 | 651.60 | 651.71 | 651.83 | 651.95 | 652.08 | 652.21 | 652.54 | 652.68 | 652.77 | 652.82 | 652.86 | 652.92 | 652.97 | 653.03 | | | | |
| PROGRESSIVE PROGETTO | | | | | | | | | | | | | 0+468 | 0+475 | 0+482 | 0+492 | 0+500 | | | | | | | | | | | | | | | | | | | | | | | | |
| QUOTE PROGETTO | | | | | | | | | | | | | 643.25 | 642.65 | 642.56 | 642.31 | 642.07 | 641.98 | 641.88 | 642.48 | | | | | | | | | | | | | | | | | | | | | |
| DISTANZE PARZIALI PROGETTO | | | | | | | | | | | | | 1.20 | 1.50 | 3.75 | 3.75 | 1.50 | 1.50 | 1.20 | | | | | | | | | | | | | | | | | | | | | | |



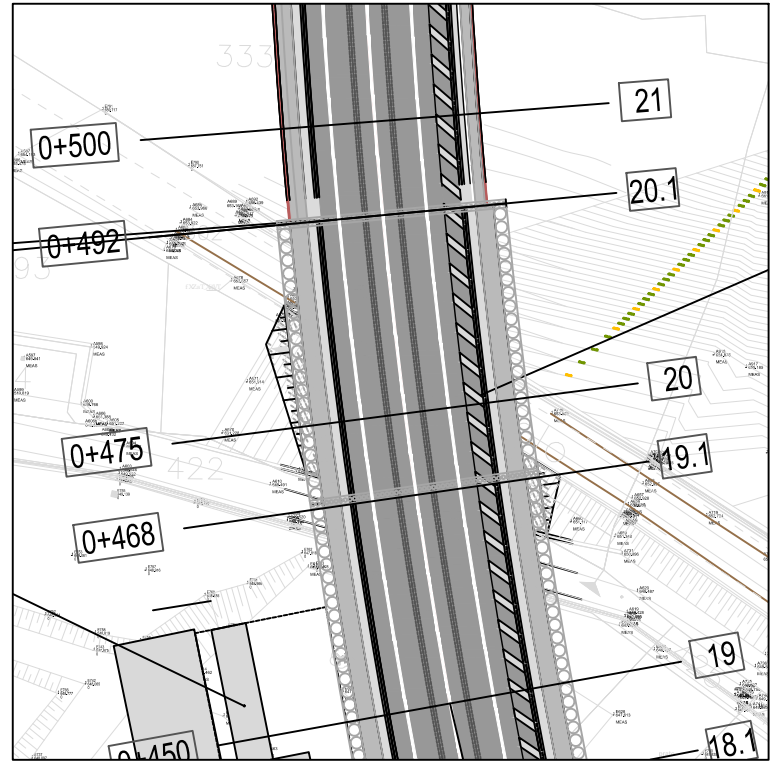
Sez. 20
 Progr.: 0+475.00
 Scala : 1:200
 Q.Rif. : 635.00



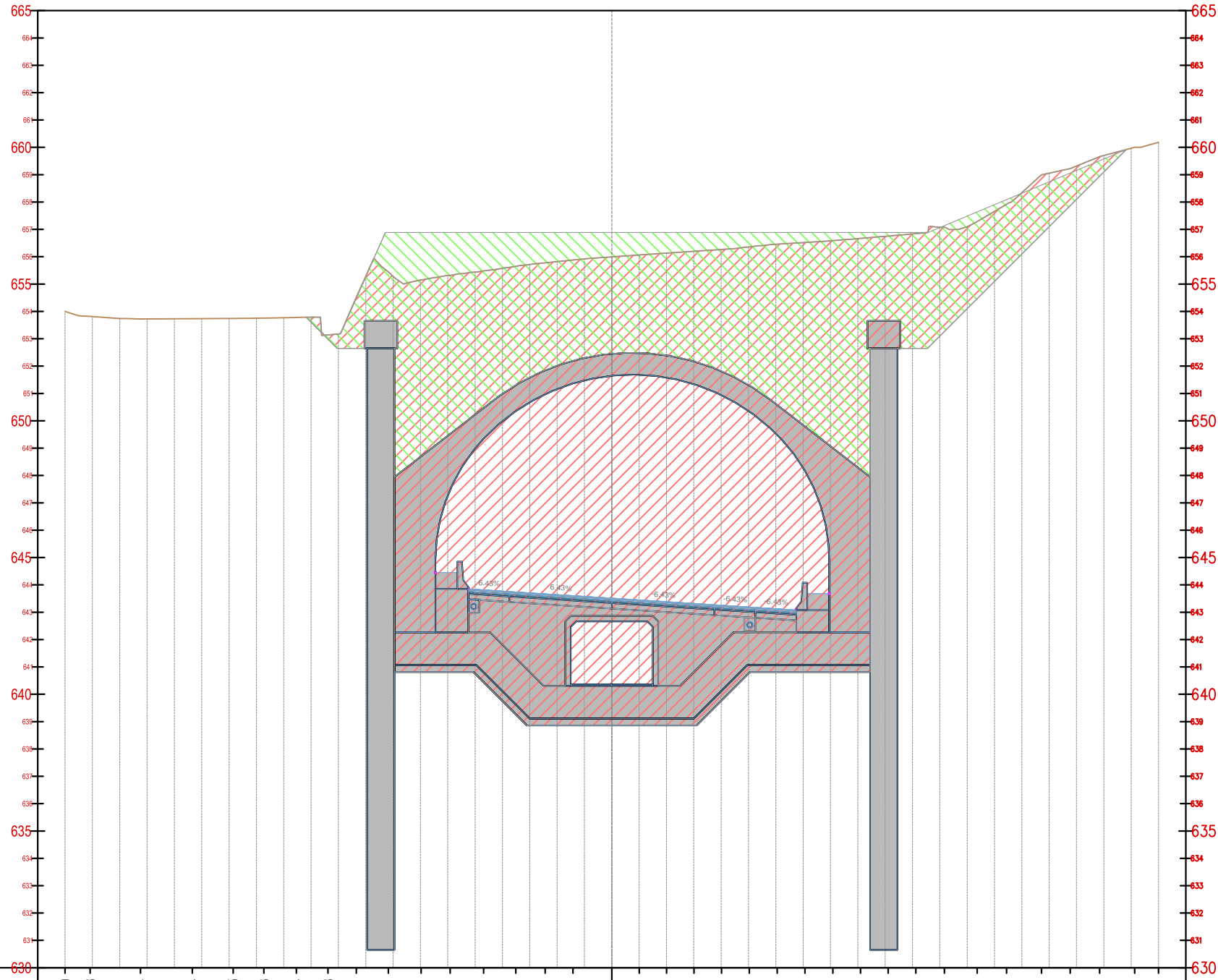
| AREE MOVIMENTI TERRA - Progr. 0+475.00 | |
|--|------------------------|
| Aree | Area (m ²) |
| STERRO | 236.35 |
| RILEVATO | 55.74 |

| MATERIALE PAVIMENTAZIONE alla progr. 0+475.00 | |
|---|------------------------|
| Materiale | Area (m ²) |
| TAPPETO D'USURA | 0.48 |
| BINDER | 0.60 |
| STRATO DI BASE | 1.08 |
| FONDAZIONE IN MISTO CEMENTATO | 16.83 |

| | | | | | | | | | | | | | | | | | | | | | | | | | | | | | | | | | | | | | | |
|----------------------------|--------|--------|--------|--------|--------|--------|--------|--------|--------|--------|--------|--------|--------|--------|--------|--------|--------|--------|--------|--------|--------|--------|--------|--------|--------|--------|--------|--------|--------|--------|--------|--------|--------|--------|--------|--------|--|--|
| PROGRESSIVE TERRENO | -20.00 | -18.94 | -17.83 | -16.70 | -15.57 | -14.44 | -13.30 | -12.17 | -11.16 | -10.05 | -8.93 | -7.82 | -6.70 | -5.58 | -4.46 | -3.34 | -2.22 | -1.10 | 0.00 | 2.83 | 3.83 | 4.92 | 6.40 | 7.56 | 8.73 | 9.75 | 11.07 | 12.23 | 13.43 | 14.53 | 15.58 | 16.63 | 17.65 | 18.70 | 19.76 | | | |
| QUOTE TERRENO | 649.47 | 650.23 | 651.22 | 651.29 | 651.34 | 651.41 | 651.47 | 651.54 | 651.60 | 651.66 | 651.73 | 651.80 | 651.87 | 651.94 | 652.02 | 652.10 | 652.18 | 652.26 | 652.34 | 652.79 | 652.84 | 652.90 | 652.94 | 652.92 | 652.89 | 652.87 | 652.84 | 652.55 | 653.71 | 653.78 | 653.85 | 653.92 | 653.99 | 654.06 | 654.13 | 654.18 | | |
| PROGRESSIVE PROGETTO | | | | | | | | | | | | -6.45 | -5.25 | -3.75 | | 0.00 | | | | 3.75 | 5.25 | 6.75 | 7.95 | | | | | | | | | | | | | | | |
| QUOTE PROGETTO | | | | | | | | | | | | 643.60 | 643.00 | 642.91 | | 642.66 | | | | 642.42 | 642.33 | 642.23 | 642.83 | | | | | | | | | | | | | | | |
| DISTANZE PARZIALI PROGETTO | | | | | | | | | | | | 1.20 | 1.50 | 3.75 | | 3.75 | | | | 1.50 | 1.50 | 1.20 | | | | | | | | | | | | | | | | |



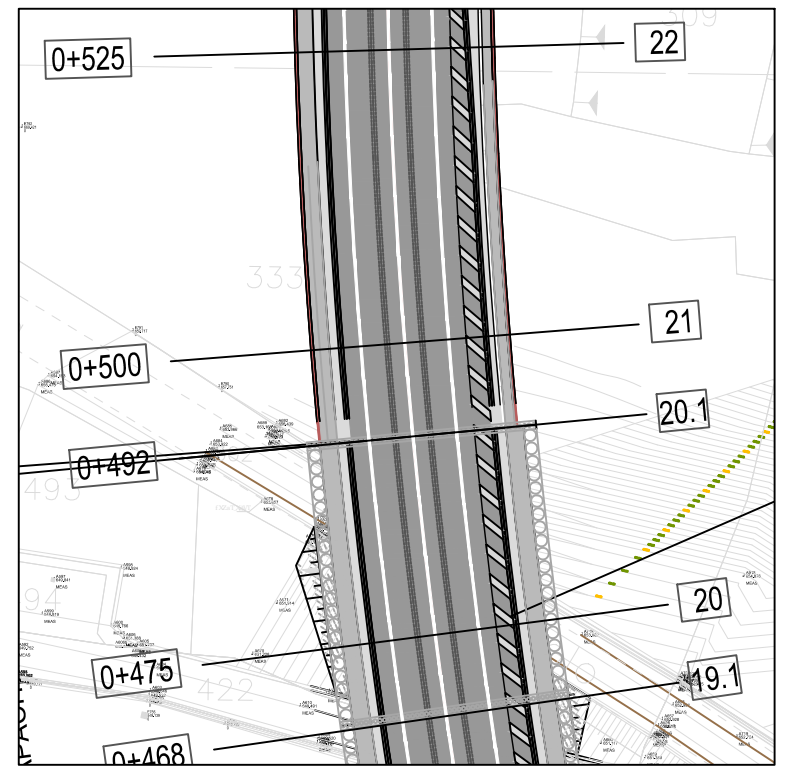
Sez. 20.1
 Progr.: 0+492.00
 Scala : 1:200
 Q.Rif. : 635.00




| AREE MOVIMENTI TERRA - Progr. 0+492.00 | |
|--|-----------|
| Aree | Area (m²) |
| STERRO | 307.63 |
| RILEVATO | 132.48 |

| MATERIALE PAVIMENTAZIONE alla progr. 0+492.00 | |
|---|-----------|
| Materiale | Area (m²) |
| TAPPETO D'USURA | 0.48 |
| BINDER | 0.60 |
| STRATO DI BASE | 1.08 |
| FONDAZIONE IN MISTO CEMENTATO | 16.83 |

| | | | | | | | | | | | | | | | | | | | | | | | | | | | | | | | | | | | | | |
|----------------------------|--------|--------|--------|--------|--------|--------|--------|--------|--------|--------|--------|--------|--------|--------|--------|--------|--------|--------|--------|--------|--------|--------|--------|--------|--------|--------|--------|--------|--------|--------|--------|--------|--------|--------|--------|--------|--|
| PROGRESSIVE TERRENO | -20.00 | -19.08 | -17.24 | -15.34 | -13.85 | -12.73 | -11.54 | -10.38 | -9.34 | -8.17 | -6.97 | -5.91 | -4.69 | -3.51 | -2.44 | -1.42 | 0.00 | 1.00 | 2.01 | 3.01 | 4.01 | 5.03 | 6.05 | 7.07 | 8.09 | 9.10 | 10.11 | 11.12 | 12.17 | 13.36 | 14.44 | 15.72 | 16.77 | 17.85 | 19.13 | 20.00 | |
| QUOTE TERRENO | 654.00 | 653.82 | 653.72 | 653.73 | 653.74 | 653.75 | 653.78 | 653.14 | 654.52 | 655.44 | 655.15 | 655.32 | 655.48 | 655.65 | 655.78 | 655.88 | 655.99 | 656.06 | 656.13 | 656.20 | 656.27 | 656.36 | 656.46 | 656.52 | 656.59 | 656.67 | 656.76 | 656.85 | 657.09 | 657.28 | 657.32 | 659.00 | 659.22 | 659.66 | 660.00 | 660.19 | |
| PROGRESSIVE PROGETTO | | | | | | | | | | | -6.45 | -5.25 | -3.75 | | | | 0.00 | | | 3.75 | 5.25 | 6.75 | 7.95 | | | | | | | | | | | | | | |
| QUOTE PROGETTO | | | | | | | | | | | 644.45 | 643.85 | 643.76 | | | | 643.51 | | | 643.27 | 643.18 | 643.08 | 643.68 | | | | | | | | | | | | | | |
| DISTANZE PARZIALI PROGETTO | | | | | | | | | | | 1.20 | 1.50 | | 3.75 | | | | 3.75 | | 1.50 | 1.50 | 1.20 | | | | | | | | | | | | | | | |



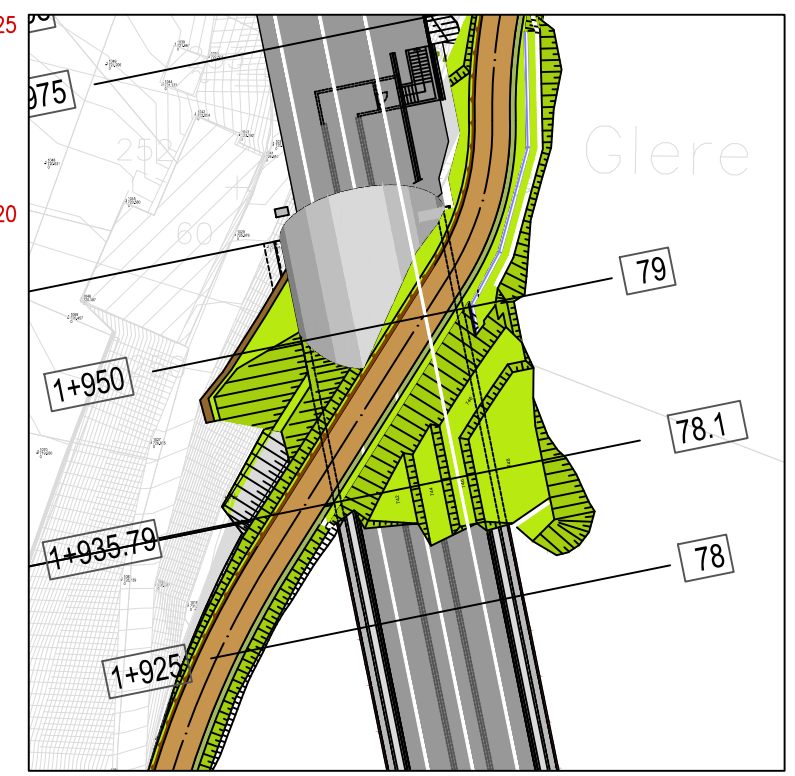
Sez. 78.1
 Progr.: 1+935.79
 Scala : 1:200
 Q.Rif. : 720.00



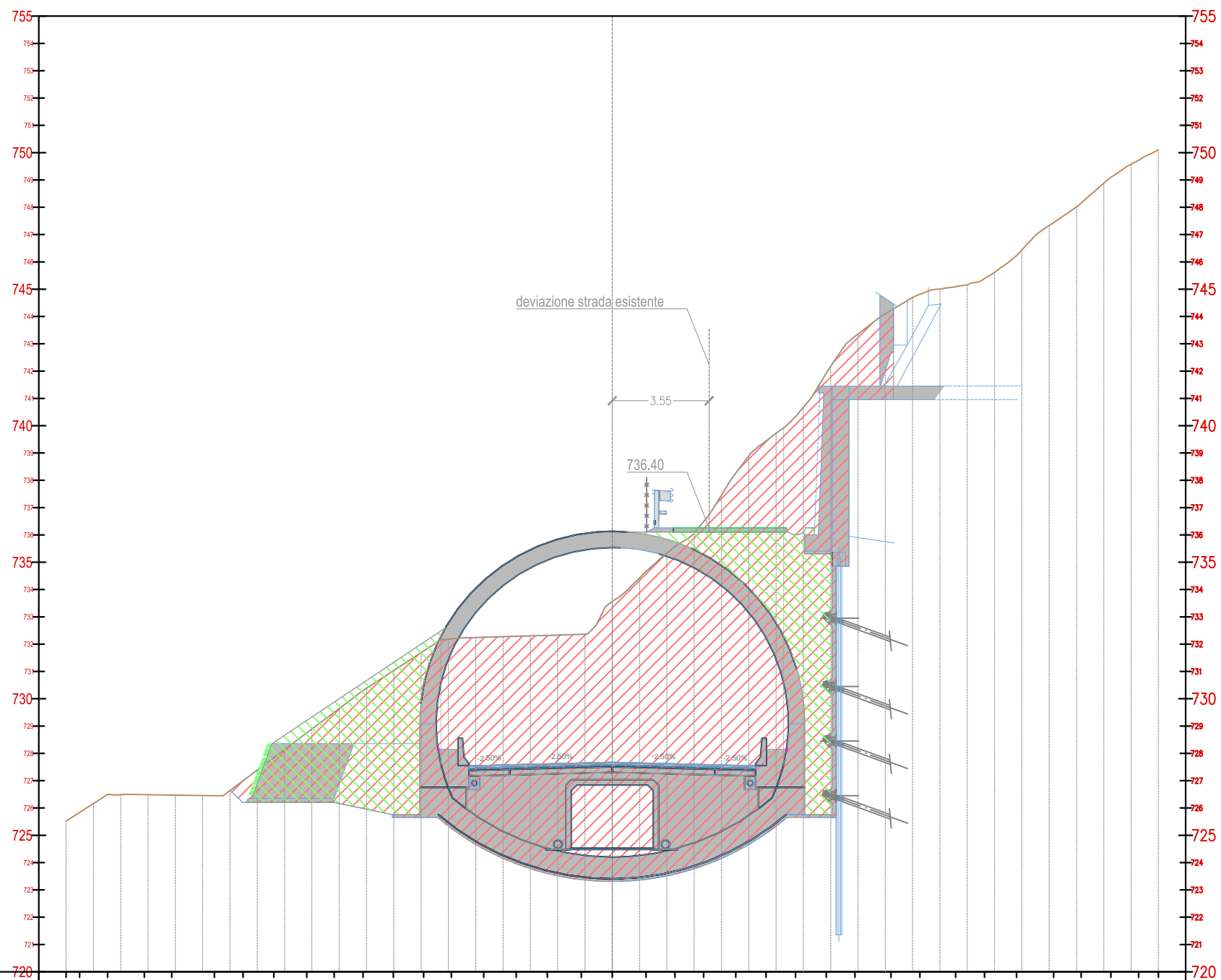
| AREE MOVIMENTI TERRA - Progr. 1+935.79 | |
|--|-----------|
| Aree | Area (m²) |
| STERRO | 317.78 |
| RILEVATO | 186.04 |

| MATERIALE PAVIMENTAZIONE alla progr. 1+935.79 | |
|---|-----------|
| Materiale | Area (m²) |
| TAPPETO D'USURA | 0.42 |
| BINDER | 0.53 |
| STRATO DI BASE | 0.94 |
| MISTO STABILIZZATO | 18.33 |

| | | | | | | | | | | | | | | | | | | | | | | | | | | | | | | | | | | |
|----------------------------|--------|--------|--------|--------|--------|--------|--------|--------|--------|--------|--------|--------|--------|--------|--------|--------|--------|--------|--------|--------|--------|--------|--------|--------|--------|--------|--------|--------|--------|--------|--------|--------|--------|--------|
| PROGRESSIVE TERRENO | 729.51 | 730.42 | 731.88 | 732.06 | 732.09 | 732.09 | 732.14 | 732.21 | 732.21 | 734.98 | 735.00 | 737.34 | 737.95 | 739.09 | 739.55 | 740.18 | 740.24 | 740.90 | 741.60 | 742.64 | 754.00 | 755.00 | 756.00 | 756.48 | 757.50 | 757.83 | 758.36 | 759.00 | 760.00 | 761.24 | 762.32 | 764.00 | 764.61 | 765.45 |
| QUOTE TERRENO | -20.00 | -19.00 | -17.60 | -16.44 | -15.26 | -13.55 | -12.48 | -11.09 | -10.98 | -9.03 | -6.99 | -5.96 | -4.11 | -2.39 | -0.88 | 0.00 | 0.78 | 2.14 | 3.50 | 5.11 | 6.05 | 6.74 | 8.29 | 8.80 | 9.78 | 11.25 | 12.21 | 13.42 | 14.80 | 16.46 | 17.52 | 19.00 | | |
| PROGRESSIVE PROGETTO | | | | | | | | | | | | -6.27 | -5.25 | -3.75 | | 0.00 | | | 3.75 | 5.25 | 6.27 | | | | | | | | | | | | | |
| QUOTE PROGETTO | | | | | | | | | | | | 727.29 | 726.69 | 726.73 | | 726.82 | | | 726.73 | 726.69 | 727.29 | | | | | | | | | | | | | |
| DISTANZE PARZIALI PROGETTO | | | | | | | | | | | | 1.02 | 1.50 | 3.75 | | 3.75 | | | 1.50 | 1.02 | | | | | | | | | | | | | | |



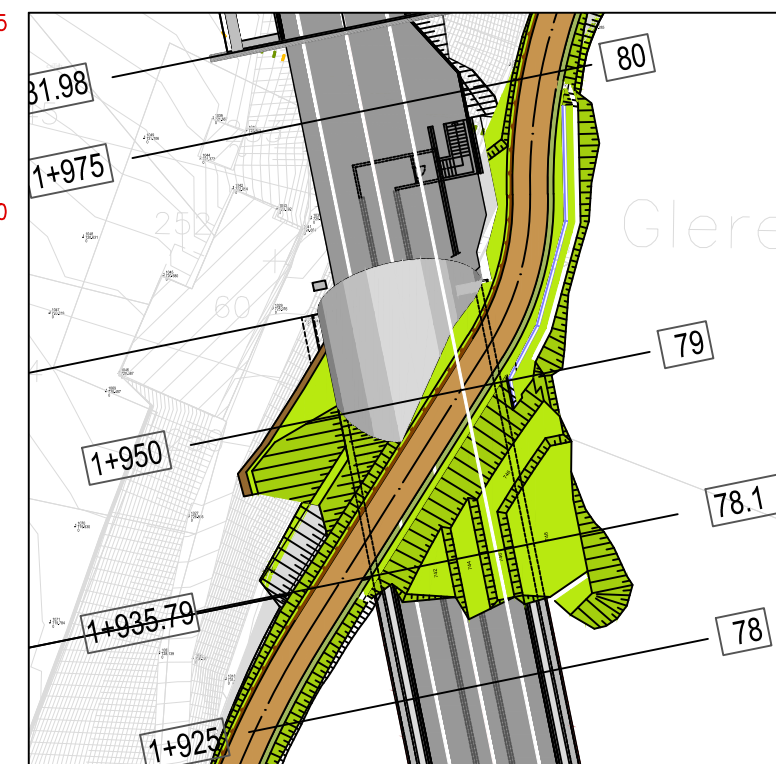
Sez. 79
 Progr.: 1+950.00
 Scala : 1:200
 Q.Rif. : 720.00



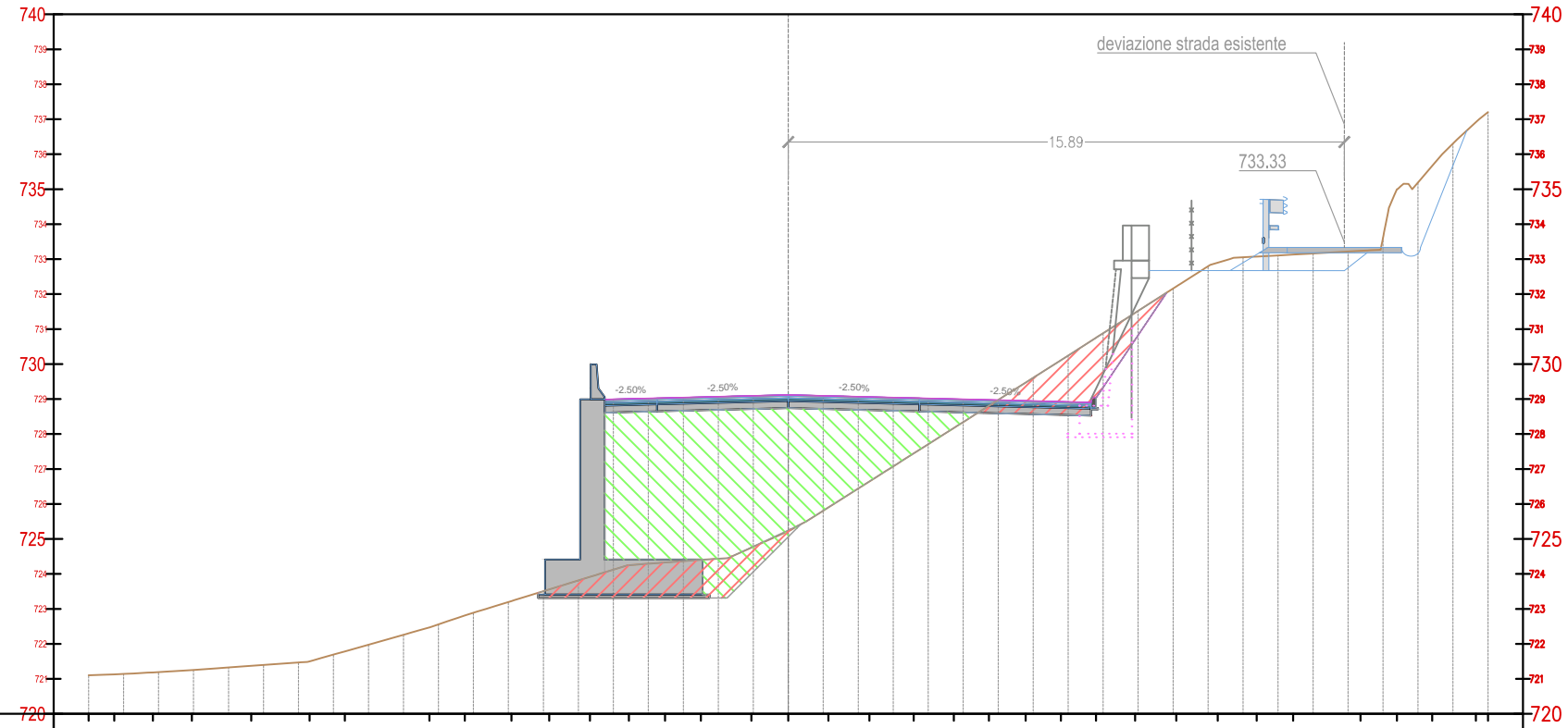
| AREE MOVIMENTI TERRA - Progr. 1+950.00 | |
|--|------------------------|
| Aree | Area (m ²) |
| STERRO | 196.10 |
| RILEVATO | 43.93 |

| MATERIALE PAVIMENTAZIONE alla progr. 1+950.00 | |
|---|------------------------|
| Materiale | Area (m ²) |
| TAPPETO D'USURA | 0.42 |
| BINDER | 0.53 |
| STRATO DI BASE | 0.94 |
| MISTO STABILIZZATO | 18.34 |

| | | | | | | | | | | | | | | | | | | | | | | | | | | | | | | | | | | | | | | | | |
|----------------------------|--------|--------|--------|--------|--------|--------|--------|--------|--------|--------|--------|--------|--------|--------|--------|--------|--------|--------|--------|--------|--------|--------|--------|--------|--------|--------|--------|--------|--------|--------|--------|--------|--------|--------|--------|--------|--------|--|--|--|
| PROGRESSIVE TERRENO | -20.00 | -19.50 | -18.48 | -17.13 | -16.13 | -14.57 | -13.52 | -12.40 | -11.19 | -10.18 | -9.13 | -8.02 | -6.91 | -5.89 | -4.70 | -3.52 | -2.38 | -1.13 | 0.00 | 1.24 | 2.30 | 3.35 | 4.52 | 5.63 | 6.71 | 7.84 | 8.89 | 10.21 | 11.26 | 12.57 | 13.63 | 14.81 | 16.16 | 17.17 | 18.26 | 19.27 | 20.00 | | | |
| QUOTE TERRENO | 725.52 | 725.84 | 726.50 | 726.49 | 726.47 | 726.45 | 727.00 | 727.84 | 728.75 | 729.51 | 730.30 | 731.02 | 731.75 | 732.19 | 732.25 | 732.29 | 732.32 | 732.36 | 733.56 | 734.67 | 735.58 | 736.49 | 738.26 | 739.44 | 740.33 | 741.93 | 743.27 | 744.23 | 744.81 | 745.08 | 745.39 | 746.23 | 747.44 | 748.15 | 749.10 | 749.72 | 750.11 | | | |
| PROGRESSIVE PROGETTO | | | | | | | | | | | | | | -6.27 | -5.25 | -3.75 | | | 0.00 | | | 3.75 | | 5.25 | 6.27 | | | | | | | | | | | | | | | |
| QUOTE PROGETTO | | | | | | | | | | | | | | 728.15 | 727.55 | 727.59 | | | 727.68 | | | 727.59 | | 727.55 | 728.15 | | | | | | | | | | | | | | | |
| DISTANZE PARZIALI PROGETTO | | | | | | | | | | | | | | 1.02 | 1.50 | | 3.75 | | | 3.75 | | | 1.50 | 1.02 | | | | | | | | | | | | | | | | |



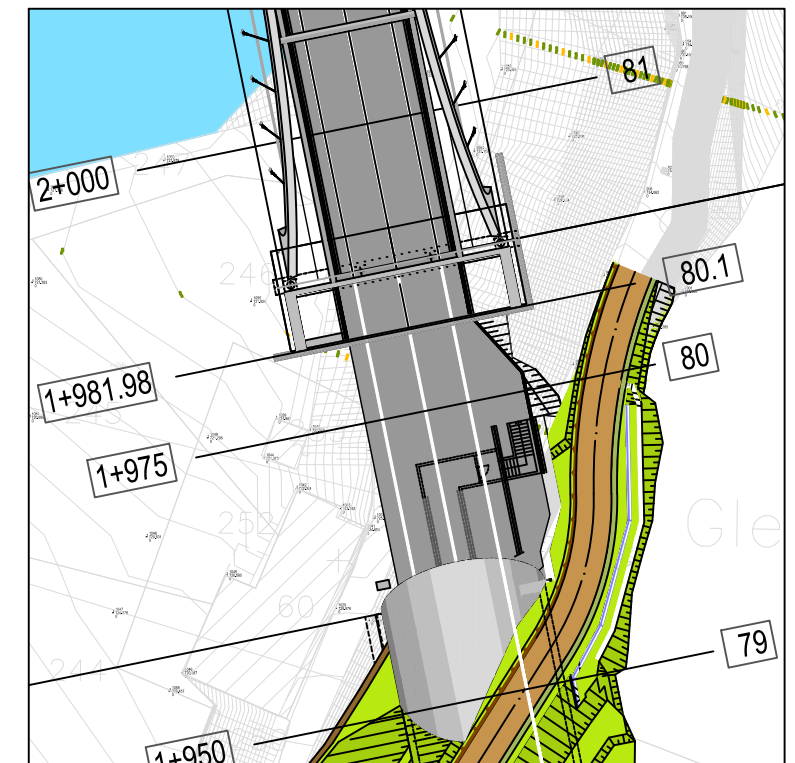
Sez. 80
 Progr.: 1+975.00
 Scala : 1:200
 Q.Rif. : 720.00



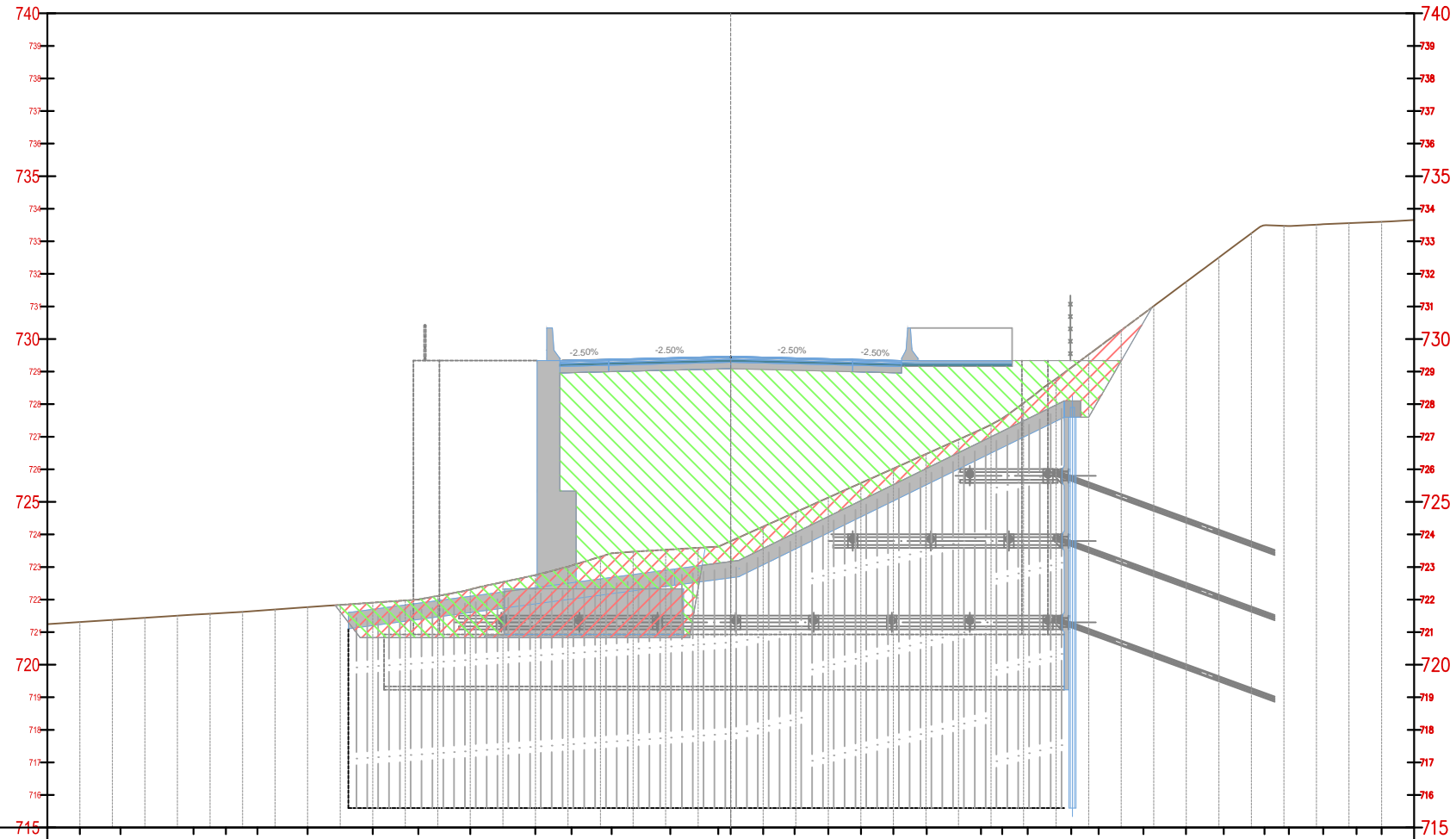
| AREE MOVIMENTI TERRA - Progr. 1+975.00 | |
|--|------------------------|
| Aree | Area (m ²) |
| STERRO | 11.03 |
| RILEVATO | 33.22 |

| MATERIALE PAVIMENTAZIONE alla progr. 1+975.00 | |
|---|------------------------|
| Materiale | Area (m ²) |
| TAPPETO D'USURA | 0.56 |
| BINDER | 0.69 |
| STRATO DI BASE | 1.25 |
| FONDAZIONE IN MISTO CEMENTATO | 2.78 |

| | | | | | | | | | | | | | | | | | | | | | | | | | | | | | | | | | | | | | |
|----------------------------|--------|--------|--------|--------|--------|--------|--------|--------|--------|--------|--------|--------|--------|--------|--------|--------|--------|--------|--------|--------|--------|--------|--------|--------|--------|--------|--------|--------|--------|--------|--------|--------|--------|--------|--------|--|--|
| PROGRESSIVE TERRENO | -20.00 | -19.27 | -18.16 | -17.05 | -15.35 | -13.68 | -12.68 | -10.26 | -9.25 | -7.91 | -6.83 | -5.67 | -4.55 | -3.52 | -2.50 | -1.06 | 0.00 | 1.14 | 2.32 | 3.58 | 4.73 | 5.73 | 6.78 | 7.79 | 8.79 | 9.91 | 11.09 | 12.28 | 13.39 | 14.43 | 16.36 | 17.40 | 18.41 | 19.66 | 20.00 | | |
| QUOTE TERRENO | 721.10 | 721.13 | 721.18 | 721.25 | 721.37 | 721.50 | 721.78 | 722.47 | 722.81 | 723.22 | 723.56 | 723.92 | 724.25 | 724.33 | 724.40 | 724.75 | 725.22 | 725.90 | 726.64 | 727.44 | 728.17 | 728.81 | 729.47 | 730.11 | 730.75 | 731.46 | 732.22 | 732.90 | 733.07 | 733.13 | 733.24 | 735.00 | 735.67 | 736.92 | 737.20 | | |
| PROGRESSIVE PROGETTO | | | | | | | | | | | | -5.25 | -3.75 | | | 0.00 | | 3.75 | | 6.20 | | 8.65 | | 10.81 | | | | | | | | | | | | | |
| QUOTE PROGETTO | | | | | | | | | | | | 728.99 | 729.03 | | | 729.12 | | 729.03 | | 728.97 | | 728.90 | | 732.03 | | | | | | | | | | | | | |
| DISTANZE PARZIALI PROGETTO | | | | | | | | | | | | 1.50 | 3.75 | | | 3.75 | | 4.90 | | | | | | | | | | | | | | | | | | | |



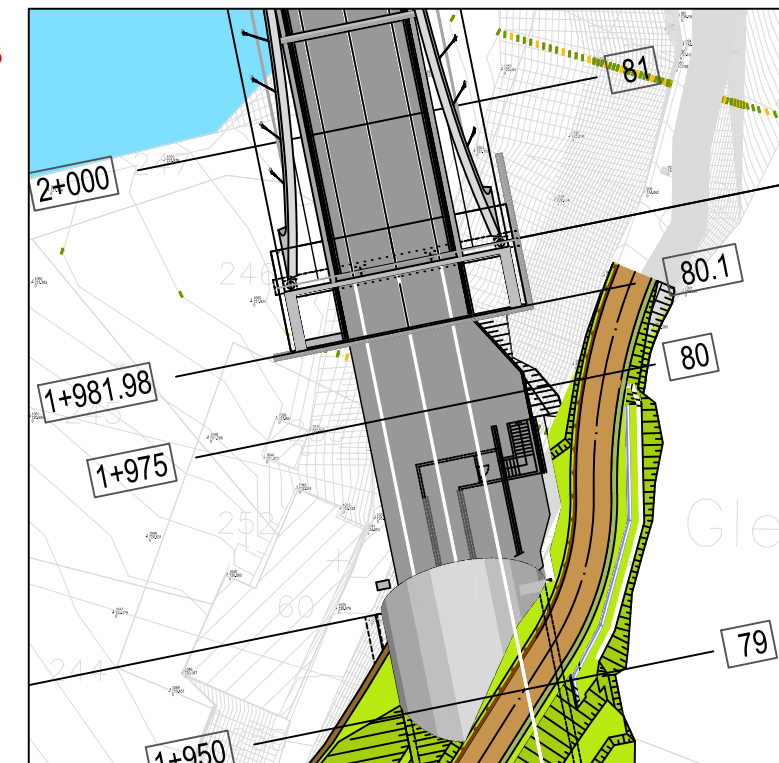
Sez. 80.1
 Progr.: 1+981.98
 Scala : 1:200
 Q.Rif. : 715.00



| AREE MOVIMENTI TERRA - Progr. 1+981.98 | |
|--|------------------------|
| Aree | Area (m ²) |
| STERRO | 29.15 |
| RILEVATO | 78.68 |

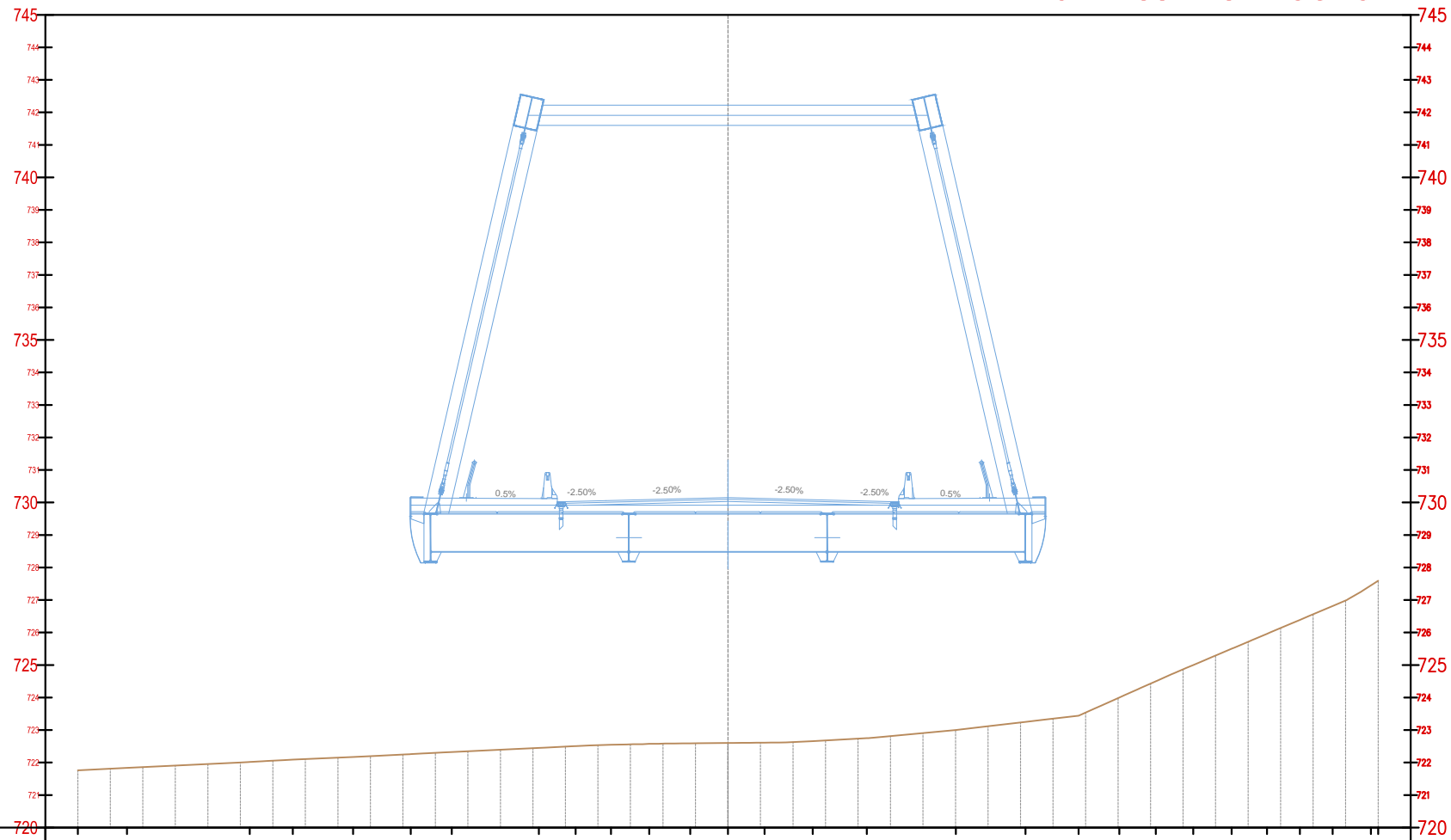
| MATERIALE PAVIMENTAZIONE alla progr. 1+981.98 | |
|---|------------------------|
| Materiale | Area (m ²) |
| TAPPETO D'USURA | 0.56 |
| BINDER | 0.69 |
| STRATO DI BASE | 1.25 |
| FONDAZIONE IN MISTO CEMENTATO | 2.10 |

| | | | | | | | | | | | | | | | | | | | | | | | | | | | | | | | | | | | | |
|----------------------------|--------|--------|--------|--------|--------|--------|--------|--------|--------|--------|--------|--------|--------|--------|--------|--------|--------|--------|--------|--------|--------|--------|--------|--------|--------|--------|--------|--------|--------|--------|--------|--------|--------|--------|--|--|
| PROGRESSIVE TERRENO | -20.00 | -18.75 | -16.51 | -15.50 | -14.54 | -13.00 | -11.00 | -9.60 | -8.00 | -6.00 | -4.89 | -3.66 | -1.86 | 0.38 | 0.00 | 1.00 | 1.97 | 3.00 | 4.01 | 5.00 | 6.02 | 7.69 | 8.34 | 9.13 | 10.47 | 11.30 | 12.68 | 13.99 | 15.15 | 16.40 | 17.15 | 18.21 | 19.23 | 20.00 | | |
| QUOTE TERRENO | 721.31 | 721.39 | 721.54 | 721.59 | 721.66 | 721.77 | 721.90 | 722.01 | 722.31 | 722.75 | 723.04 | 723.42 | 723.54 | 723.66 | 723.79 | 724.24 | 724.67 | 725.13 | 725.58 | 726.02 | 726.50 | 727.22 | 727.56 | 728.13 | 729.13 | 729.75 | 730.78 | 731.75 | 732.61 | 733.49 | 733.47 | 733.52 | 733.57 | 733.60 | | |
| PROGRESSIVE PROGETTO | | | | | | | | | | -5.25 | -3.75 | | | 0.00 | | | 3.75 | | -5.25 | | | 8.65 | | | | | | | | | | | | | | |
| QUOTE PROGETTO | | | | | | | | | | 729.34 | 729.38 | | | 729.47 | | | 729.38 | | 729.34 | | | 729.34 | | | | | | | | | | | | | | |
| DISTANZE PARZIALI PROGETTO | | | | | | | | | | 1.50 | 3.75 | | | 3.75 | | 1.50 | 3.40 | | | | | | | | | | | | | | | | | | | |



Sez. 81
 Progr.: 2+000.00
 Scala : 1:200
 Q.Rif. : 720.00

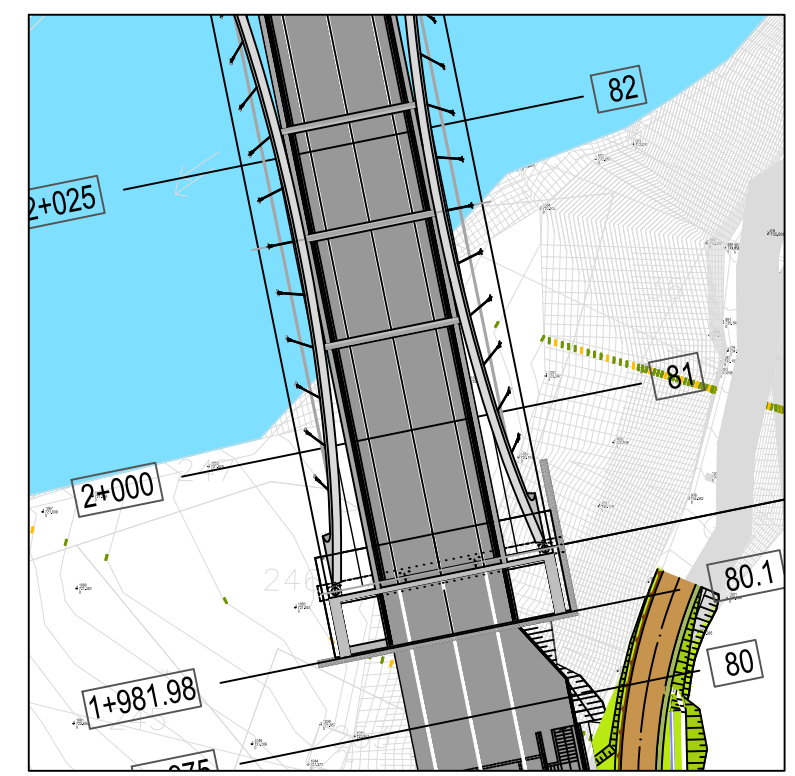
PONTE SUL FIUME OGLIO



| AREE MOVIMENTI TERRA - Progr. 2+000.00 | |
|--|------------------------|
| Aree | Area (m ²) |
| STERRO | 0.00 |
| RILEVATO | 0.00 |

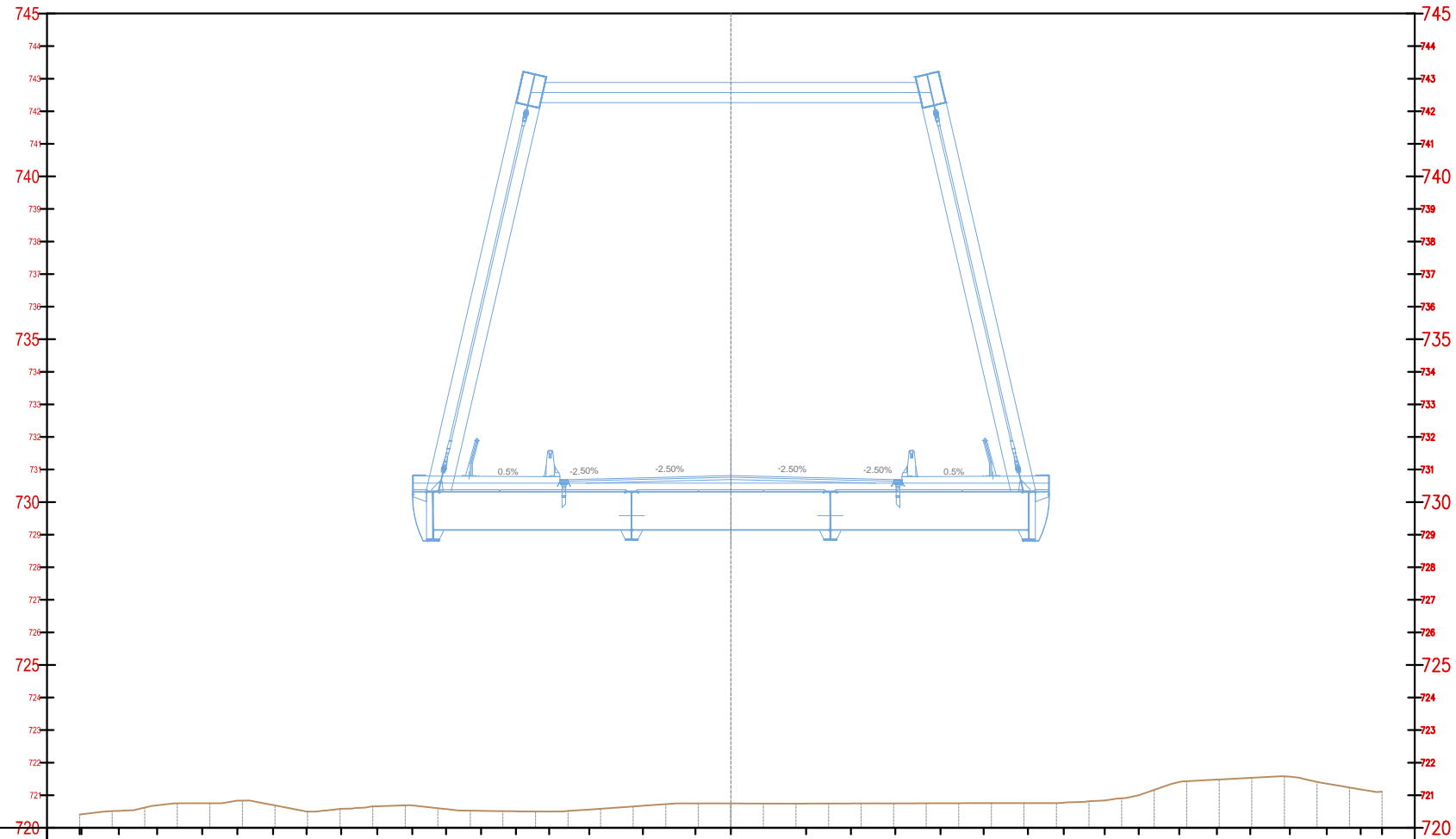
| MATERIALE PAVIMENTAZIONE alla progr. 2+000.00 | |
|---|------------------------|
| Materiale | Area (m ²) |
| TAPPETO D'USURA | 0.53 |
| BINDER | 0.72 |
| STRATO DI BASE | 0.50 |
| FONDAZIONE IN MISTO CEMENTATO | 0.00 |

| | | | | | | | | | | | | | | | | | | | | | | | | | | | | |
|----------------------------|--------|--------|--------|--------|--------|--------|--------|--------|--------|--------|--------|--------|--------|--------|--------|--------|--------|--------|--------|--------|--------|--------|--------|--------|--------|--------|--------|--|
| PROGRESSIVE TERRENO | -20.00 | -18.49 | -14.71 | -13.39 | -11.53 | -9.76 | -8.49 | -5.82 | -4.69 | -3.60 | -2.42 | -1.16 | 0.00 | 1.13 | 2.61 | 4.27 | 7.01 | 9.15 | 10.78 | 12.04 | 13.16 | 14.31 | 15.49 | 16.58 | 17.59 | 18.60 | 19.78 | |
| QUOTE TERRENO | 721.76 | 721.84 | 722.02 | 722.09 | 722.17 | 722.26 | 722.32 | 722.45 | 722.51 | 722.55 | 722.57 | 722.59 | 722.60 | 722.61 | 722.66 | 722.75 | 723.00 | 723.25 | 723.44 | 724.00 | 724.50 | 725.00 | 725.50 | 725.96 | 726.39 | 726.81 | 727.45 | |
| PROGRESSIVE PROGETTO | | | | | | | | -5.25 | -3.75 | | | 0.00 | | 3.75 | 5.25 | 5.94 | | | | | | | | | | | | |
| QUOTE PROGETTO | | | | | | | | 730.04 | 730.08 | | | 730.17 | | 730.08 | 730.04 | 729.98 | | | | | | | | | | | | |
| DISTANZE PARZIALI PROGETTO | | | | | | | | 1.50 | 3.75 | | | 3.75 | | 1.50 | | | | | | | | | | | | | | |



Sez. 82
 Progr.: 2+025.00
 Scala : 1:200
 Q.Rif. : 720.00

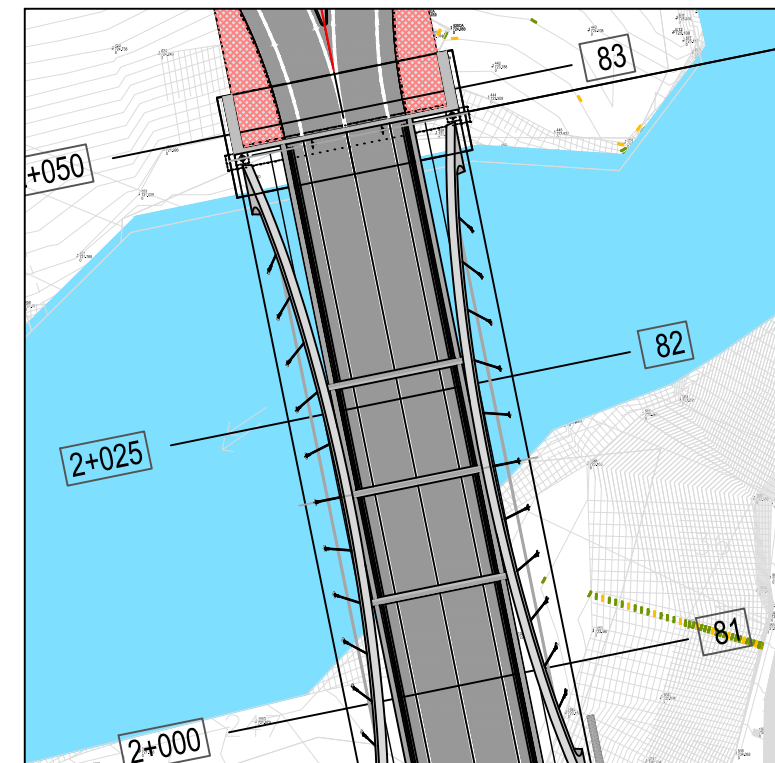
PONTE SUL FIUME OGLIO



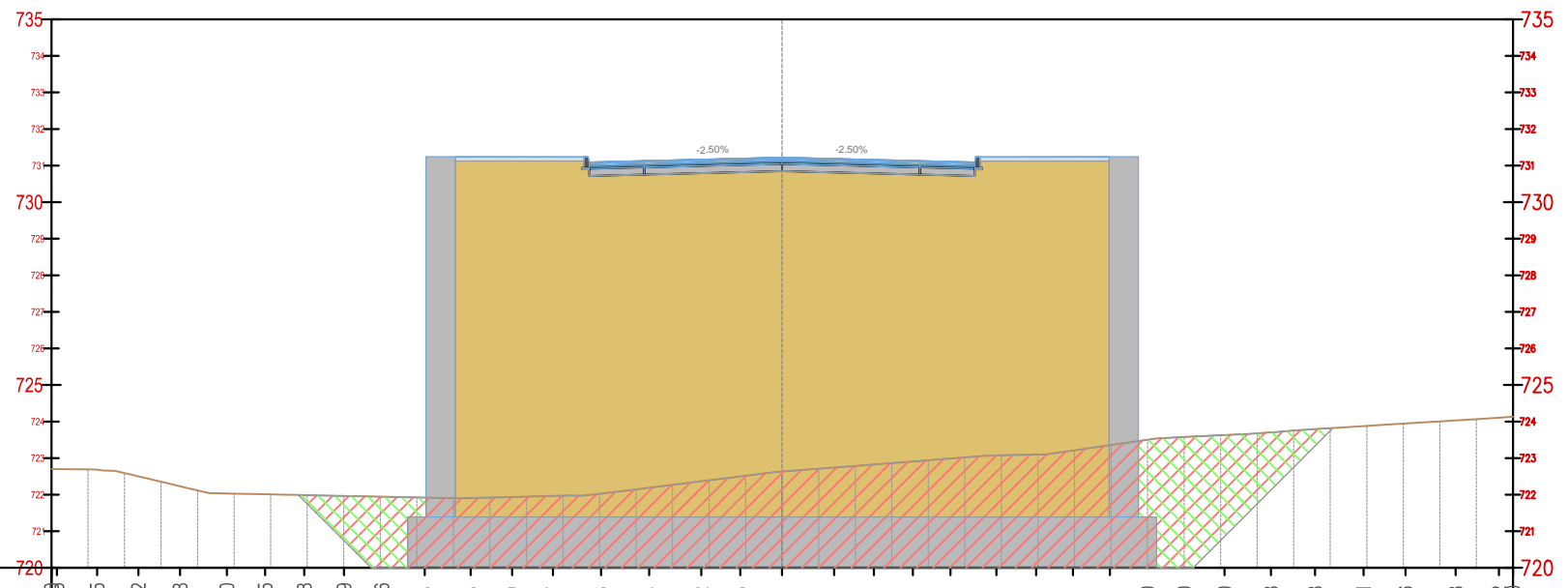
| AREE MOVIMENTI TERRA - Progr. 2+025.00 | |
|--|------------------------|
| Areae | Area (m ²) |
| STERRO | 0.00 |
| RILEVATO | 0.00 |

| MATERIALE PAVIMENTAZIONE alla progr. 2+025.00 | |
|---|------------------------|
| Materiale | Area (m ²) |
| TAPPETO D'USURA | 0.53 |
| BINDER | 0.72 |
| STRATO DI BASE | 0.50 |
| FONDAZIONE IN MISTO CEMENTATO | 0.00 |

| | | | | | | | | | | | | | | | | | | | | | | | | | | | | | | | | | | | |
|----------------------------|--------|--------|--------|--------|--------|--------|--------|--------|--------|--------|--------|--------|--------|--------|--------|--------|--------|--------|--------|--------|--------|--------|--------|--------|--------|--------|--------|--------|--------|--------|--------|--------|--------|--------|-------|
| PROGRESSIVE TERRENO | 720.41 | 720.52 | 720.69 | 720.75 | 720.84 | 720.70 | 720.50 | 720.58 | 720.86 | 720.69 | 720.57 | 720.52 | 720.51 | 720.50 | 720.56 | 720.68 | 720.75 | 720.75 | 720.74 | 720.75 | 720.75 | 720.76 | 720.76 | 720.76 | 720.77 | 720.84 | 721.00 | 721.41 | 721.48 | 721.53 | 721.57 | 721.36 | 721.18 | 721.11 | 20.00 |
| QUOTE TERRENO | -20.00 | -18.80 | -17.62 | -16.23 | -15.16 | -14.06 | -13.03 | -11.97 | -10.86 | -9.78 | -8.75 | -7.67 | -6.60 | -5.58 | -4.35 | -2.70 | -1.09 | 0.00 | 2.31 | 3.69 | 5.05 | 6.44 | 7.77 | 9.12 | 10.22 | 11.48 | 12.53 | 13.77 | 14.93 | 15.95 | 17.17 | 18.30 | 19.34 | | |
| PROGRESSIVE PROGETTO | | | | | | | | | | | | | | -5.25 | -3.75 | | 0.00 | | 3.75 | 5.25 | | | | | | | | | | | | | | | |
| QUOTE PROGETTO | | | | | | | | | | | | | | 730.68 | 730.72 | | 730.81 | | 730.72 | 730.68 | | | | | | | | | | | | | | | |
| DISTANZE PARZIALI PROGETTO | | | | | | | | | | | | | | 1.50 | 3.75 | | 3.75 | | 1.50 | | | | | | | | | | | | | | | | |



Sez. 83
 Progr.: 2+050.00
 Scala : 1:200
 Q.Rif. : 720.00



| AREE MOVIMENTI TERRA - Progr. 2+050.00 | |
|--|------------------------|
| Aree | Area (m ²) |
| STERRO | 67.12 |
| RILEVATO | 15.58 |

| MATERIALE PAVIMENTAZIONE alla progr. 2+050.00 | |
|---|------------------------|
| Materiale | Area (m ²) |
| TAPPETO D'USURA | 0.42 |
| BINDER | 0.53 |
| STRATO DI BASE | 0.94 |
| FONDAZIONE IN MISTO CEMENTATO | 172.61 |

| | | | | | | | | | | | | | | | | | | | | | | | | | | | | | | | | | | | | | | | |
|----------------------------|--------|--------|--------|--------|--------|--------|--------|--------|--------|--------|--------|--------|--------|--------|--------|--------|--------|--------|--------|--------|--------|--------|--------|--------|--------|--------|--------|--------|--------|--------|--------|--------|--------|--------|--------|--------|--|--|--|
| PROGRESSIVE TERRENO | 722.76 | 722.69 | 722.50 | 722.23 | 722.03 | 722.01 | 721.99 | 721.97 | 721.94 | 721.92 | 721.91 | 721.94 | 721.97 | 722.03 | 722.19 | 722.37 | 722.50 | 722.64 | 722.74 | 722.83 | 722.91 | 722.99 | 723.07 | 723.10 | 723.21 | 723.35 | 723.50 | 723.58 | 723.63 | 723.71 | 723.79 | 723.88 | 723.95 | 724.03 | 724.10 | 724.18 | | | |
| QUOTE TERRENO | -18.75 | -17.62 | -16.48 | -15.20 | -14.15 | -13.08 | -11.99 | -10.96 | -9.78 | -8.53 | -7.39 | -6.27 | -4.96 | -3.64 | -2.22 | -1.15 | 0.00 | 1.42 | 2.51 | 3.58 | 4.61 | 5.86 | 6.95 | 7.96 | 8.97 | 10.00 | 11.00 | 12.10 | 13.38 | 14.58 | 15.91 | 17.06 | 18.43 | 19.86 | 20.86 | | | | |
| PROGRESSIVE PROGETTO | | | | | | | | | | | | | 731.10 | 731.13 | 731.22 | | | | | | | | | | | | | | | | | | | | | | | | |
| QUOTE PROGETTO | | | | | | | | | | | | | | | | | | | | | | | | | | | | | | | | | | | | | | | |
| DISTANZE PARZIALI PROGETTO | | | | | | | | | | | | | 1.50 | 3.75 | 3.75 | 1.50 | | | | | | | | | | | | | | | | | | | | | | | |

