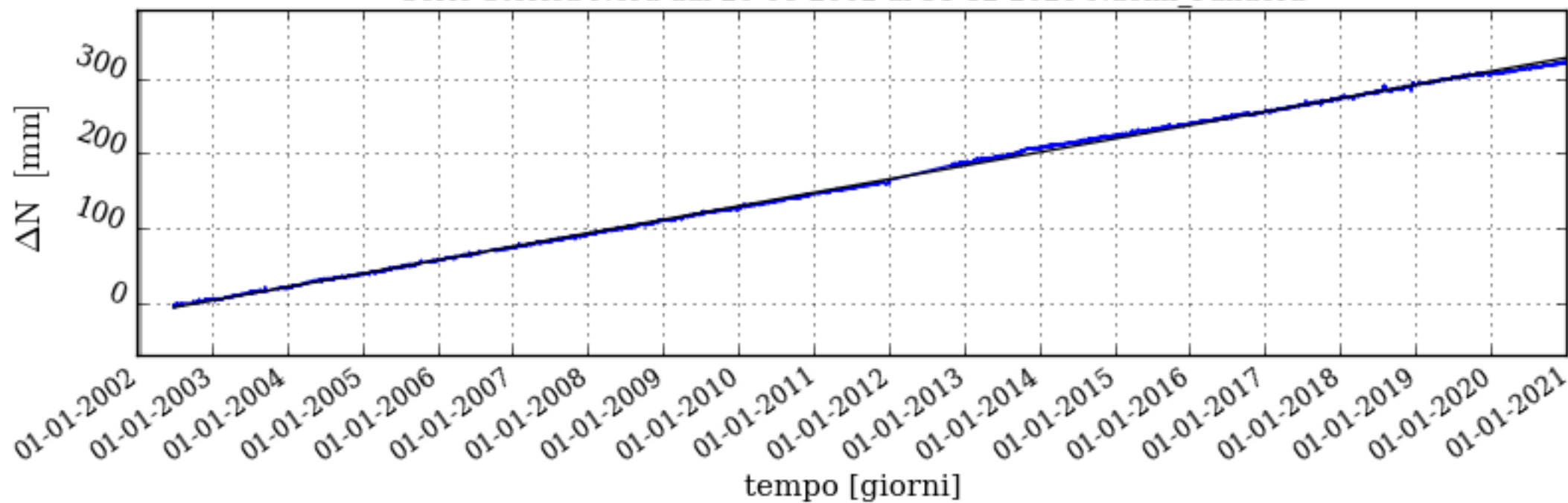


# Time series ITRF2014 Naomi\_Pandora

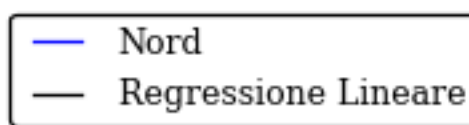
## Serie Storica Nord dal 20-06-2002 al 31-12-2020 Naomi\_Pandora



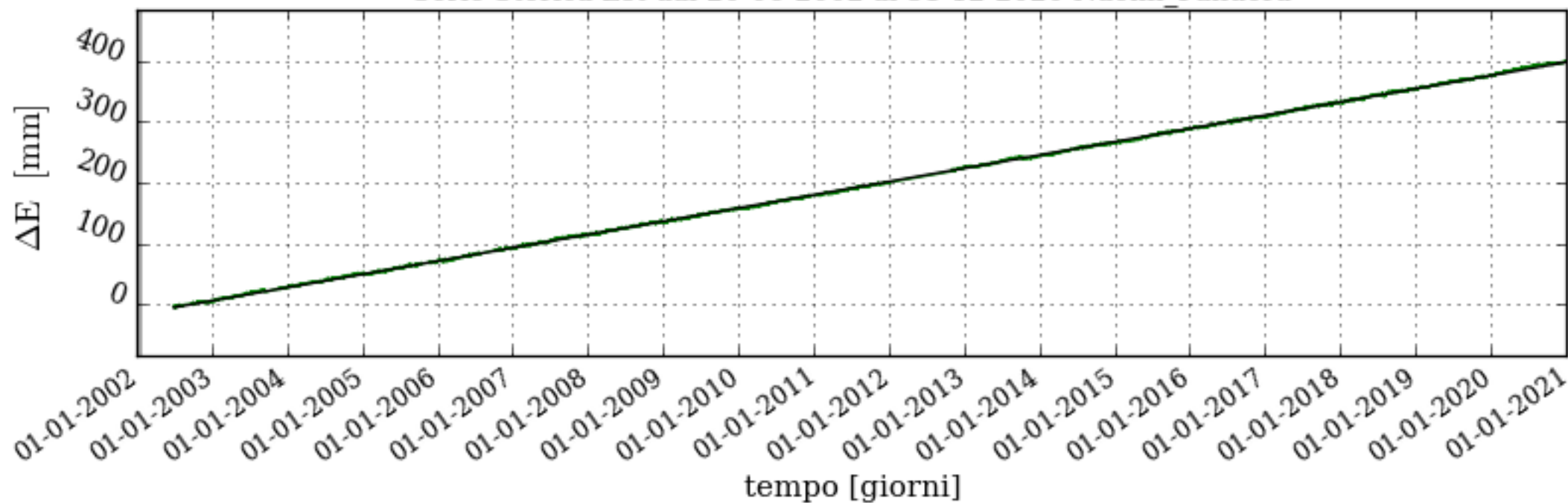
$$Vel_n = 17.99 \pm 0.01 \text{ mm/y}$$

$$WRMS_n = 2.66 \text{ mm}$$

$$\chi^2 / \text{DOF} = 38.92$$




## Serie Storica Est dal 20-06-2002 al 31-12-2020 Naomi\_Pandora



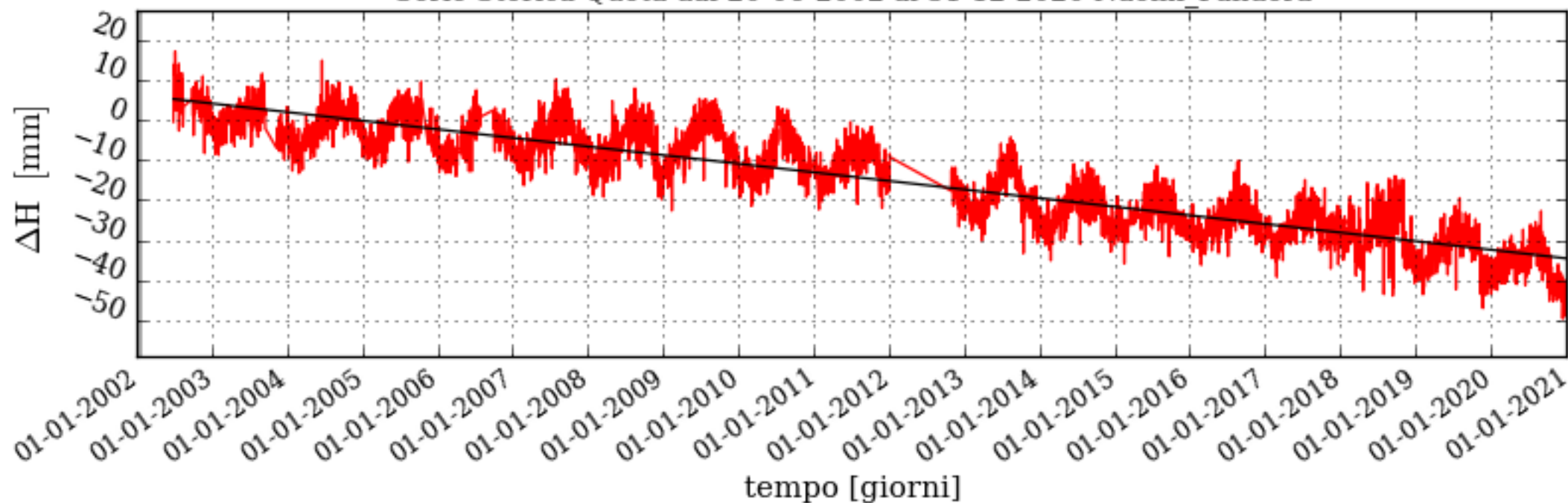
$$Vel_e = 21.82 \pm 0.0 \text{ mm/y}$$

$$WRMS_e = 1.45 \text{ mm}$$

$$\chi^2 / \text{DOF} = 17.29$$



## Serie Storica Quota dal 20-06-2002 al 31-12-2020 Naomi\_Pandora



$$Vel_h = -2.13 \pm 0.01 \text{ mm/y}$$

$$WRMS_h = 5.22 \text{ mm}$$

$$\chi^2 / \text{DOF} = 12.7$$

