Armadio 1

21	22	23	24	25	26	27	28	29	30	31	32	33	34	35	36	37	38	39	40
TELEC	0722	0204	0205	0206	0207	0208	0209	0224	0225	0308	0309	0411	0412	0413	0414	0603	0604	0701	BM
01	02	03	04	05	06	07	08	09	10	11	12	13	14	15	16	17	18	19	20
BM	BM	BM	BM	BM	BM	BM	BM	BM	BM	BM	BM	BM	BM	BM	QL01	QL09	0718	TELEC	TELEC

M1	A1	KD1 ↑ 8/6	KD1 ↓ 8/6	m1* ↑ 14/6	m1* ↓ 14/6
9/9	9/9	D1 ↑ 14/6	D1 ↓ 14/6	m1*1 ↑ 4/2	m1*1 ↓ 8/6
T1 ↓ 4/2	AD1 ↓ 4/2	ch1 ↑ 14/6	CBiD1 ↑ 8/6		
M2	A2	KD2 ↑ 8/6	KD2 ↓ 8/6	m2* ↑ 14/6	m2* ↓ 14/6
9/9	9/9	D2 ↑ 14/6	D2 ↓ 14/6	m2*1 ↑ 8/6	m2*1 ↓ 8/6
T2 ↓ 4/2	AD2 ↓ 4/2	ch2 ↑ 14/6	CBiD2 ↑ 8/6		
M3	A3	KD3 ↑ 8/6	KD3 ↓ 8/6	m3* ↑ 14/6	m3* ↓ 14/6
9/9	9/9	D3 ↑ 14/6	D3 ↓ 14/6	m3*1 ↑ 8/6	m3*1 ↓ 8/6
T3 ↓ 4/2	AD3 ↓ 4/2	ch3 ↑ 14/6	CBiD3 ↑ 8/6		
M4	A4	KD4 ↑ 8/6	KD4 ↓ 8/6	m4* ↑ 14/6	m4* ↓ 14/6
9/9	9/9	D4 ↑ 14/6	D4 ↓ 14/6	m4*1 ↑ 8/6	m4*1 ↓ 8/6
T4 ↓ 4/2	AD4 ↓ 4/2	ch4 ↑ 14/6	CBiD4 ↑ 8/6		
Fd101 ↓ 10/10	KFd101 ↑ 14/6		Fd102 ↓ 8/6	KFd102 ↑ 14/6	
RTbTc ↑ 8/6	MD ↑ 14/6	MDJ ↓ 8/6	TemMDJ ecc	TemTlPL1 ecc	RTemTlPL1 ↓ 8/6
AllBC2 ↑ 14/6	aAllBCS3d ↓ 8/6	buBC3d ↑ 8/6	chS3d ↑ 8/6	nTexBC ↑ 8/6	TexBC ↓ 8/6
Aus RTB					
MPL2	APL2	KPL2 ↓ 8/6	KPL2 ↑ 8/6	TemPL2 ecc	SPL2 ↑ 10/10
9/9	9/9	JllPL2a ↓ 8/6	JllPL2b ↓ 8/6	RTemPL2 ↑ 4/2	PL2 ↓ 8/6
				RdzPL1	
				RdzPL2	

Armadio 2

21	22	23	24	25	26	27	28	29	30	31	32	33	34	35	36	37	38	39	40
TELEC	QL02	RCE 3A	0129	0130	0310	0311	0312	0313	0418	0419	0420	0421	0422	0423	0424	0425	0605	0606	0702
01	02	03	04	05	06	07	08	09	10	11	12	13	14	15	16	17	18	19	20
BM	BM	BM	0123	0124	0125	0126	0127	0128	RCE 3B	BM	TELEC	TELEC	TELEC	TELEC	TELEC	TELEC	TELEC	TELEC	TELEC

Cs1-3 ↓ 10/10	Cs1-4 ↓ 10/10	Cs1-5 ↓ 10/10	Cd3-1 ↓ 10/10	Cd4-1 ↓ 10/10	Cd5-1 ↓ 8/6
Rs1 ↓ 14/6	Es1 ↓ 4/2	Aps1* ↑ 10/10	Rd1 ↓ 14/6	Ed1 ↓ 4/2	Apd1 ↑ 10/10
Ss1CT* ↓ 10/10	Ss1DV ↓ 10/10	Ss1CT*1 ↓ 4/2	Aps1*1 ↑ 10/10	Sd3/4 ↓ 14/6	Sd5 ↓ 8/6
Tem1s ecc	RTem1s ↓ 4/2	bd3-1*1 ↑ 8/6	Diodi a2 ITT 1N4007	Tem1d ecc	RTem1d ↓ 4/2
bs1/3* ↑ 14/6	bs1/4* ↑ 10/10	bs1/5* ↑ 14/6	bd3/1 ↑ 14/6	bd4/1 ↑ 10/10	bd5/1 ↑ 10/10
bs1/3*1 ↑ 8/6	bs1/4*1 ↑ 8/6	bs1/5*1 ↑ 8/6	bdsIII/PL1 ↑ 8/6	dJt1 ↓ 14/6	TlAp1 ↓ 8/6
bs1/3-JR ↑ 8/6	bs1/4-JR ↑ 8/6	bs1/5-JR ↑ 8/6	Bld1*1 ↑ 10/10	AT1s ↓ 8/6	Bld1* ↑ 10/10
Cd2-3 ↓ 10/10	Cd2-4 ↓ 8/6	Cd2-5 ↓ 10/10	Cs3-2 ↓ 10/10	Cs4-2 ↓ 8/6	Cs5-2 ↓ 10/10
Rd2 ↓ 14/6	Ed2 ↓ 4/2	Apd2* ↑ 10/10	Rs2 ↓ 14/6	Es2 ↓ 4/2	Aps2 ↑ 10/10
Sd2CT* ↓ 10/10	Sd2DV ↓ 10/10	Sd2CT*1 ↓ 4/2	Apd2*1 ↑ 10/10	Ss3/5 ↓ 14/6	Ss4 ↓ 8/6
Tem2s ecc	RTem2s ↓ 4/2			Tem2d ecc	RTem2d ↓ 4/2
bd2/3* ↑ 10/10	bd2/4* ↑ 10/10	bd2/5* ↑ 14/6	bs3/2 ↑ 14/6	bs4/2 ↑ 8/6	bs5/2 ↑ 8/6
bd2/3*1 ↑ 8/6	bd2/4*1 ↑ 4/2	bd2/5*1 ↑ 4/2	Diodi a2I ITT 1N4007	dJt2 ↓ 14/6	TlAp2 ↓ 8/6
bd2/3-JR ↑ 8/6	bd2/4-JR ↑ 10/10	bd2/5-JR ↑ 8/6	Diodi a2II ITT 1N4007	AT2d ↓ 8/6	Bls2 ↑ 10/10
J/P ↑ 10/10		P* ↓ 10/10		A/D ↑ 10/10	
	J* ↑ 10/10		P*1 ↓ 10/10		Ad ↑ 10/10
J*1 ↑ 10/10		P*2 ↓ 10/10		P*3 ↓ 10/10	
	J*2 ↑ 10/10		P*4 ↓ 10/10		P*5 ↓ 10/10
J*3 ↑ 10/10		J*4 ↑ 10/10		P*6 ↓ 10/10	
LSRL ULp	CLp ↑ 4/2	TrAt ↓ 4/2	RMD ↓ 8/6	EDPC* ↓ 14/6	EDPC*1 ↓ 14/6
Rip.Linea ↓ 8/6 CF	Rip* ↓ 8/6 CF	Rip*1 ↓ 8/6 CF	Rip*2 ↓ 8/6 CF	RRAR ↓ 8/6	RAR ↓ 14/6

MODIFICA IN FASE B

Armadio 3

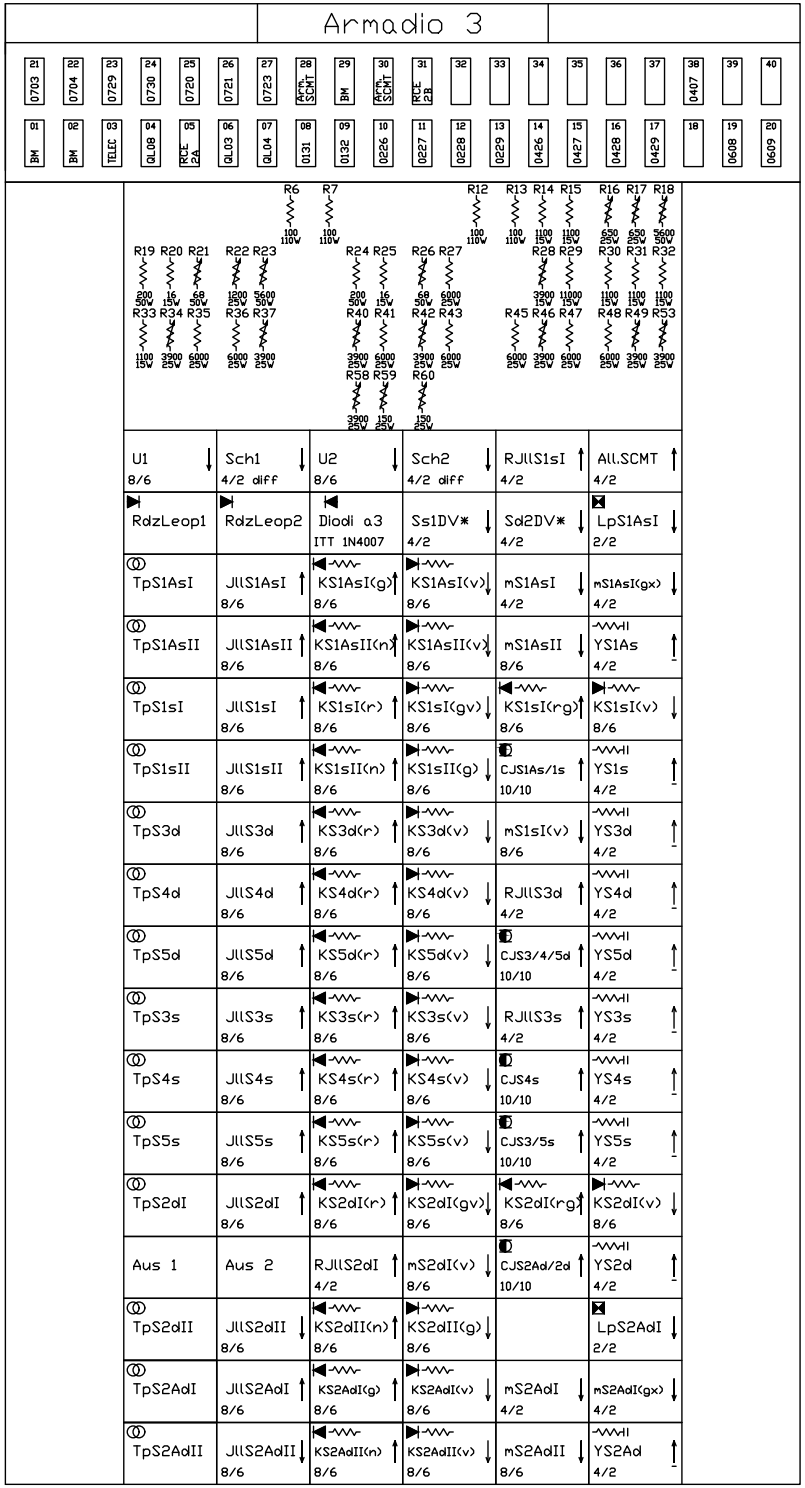
21 0703
22 0704
23 0729
24 0730
25 0720
26 0721
27 0723
28 Arm. SCMT
29 BM
30 Arm. SCMT
31 RCE 2B
32
33
34
35
36
37
38 0407
39
40
01 BM
02 BM
03 TELEC
04 QL08
05 RCE 2A
06 QL03
07 QL04
08 0131
09 0132
10 0226
11 0227
12 0228
13 0229
14 0426
15 0427
16 0428
17 0429
18
19 0608
20 0609
R6 100 110W
R7 100 110W
R12 100 110W
R13 100 110W
R14 1100 15W
R15 1100 15W
R16 650 25W
R17 650 25W
R18 5600 50W
R19 200 50W
R20 16 15W
R21 68 50W
R22 1200 25W
R23 5600 50W
R24 200 50W
R25 16 15W
R26 68 50W
R27 6000 25W
R28 3900 15W
R29 11000 15W
R30 1100 15W
R31 1100 15W
R32 1100 15W
R33 1100 15W
R34 3900 25W
R35 6000 25W
R36 6000 25W
R37 3900 25W
R40 3900 25W
R41 6000 25W
R42 3900 25W
R43 6000 25W
R45 6000 25W
R46 3900 25W
R47 6000 25W
R48 6000 25W
R49 3900 25W
R53 3900 25W
R58 3900 25W
R59 150 25W
R60 150 25W

U1 ↓ 8/6	Sch1 ↓ 4/2 diff	U2 ↓ 8/6	Sch2 ↓ 4/2 diff	RJllS1sI ↑ 4/2	All.SCMT ↑ 4/2
RdzLeop1	RdzLeop2	Diodi a3 ITT 1N4007	Ss1DV* ↓ 4/2	Sd2DV* ↓ 4/2	LpS1AsI ↓ 2/2
TpS1AsI	JllS1AsI ↑ 8/6	KS1AsI(g) ↑ 8/6	KS1AsI(v) ↓ 8/6	mS1AsI ↓ 4/2	mS1AsI(gx) ↓ 4/2
TpS1AsII	JllS1AsII ↑ 8/6	KS1AsII(n) ↑ 8/6	KS1AsII(v) ↓ 8/6	mS1AsII ↓ 8/6	YS1As ↑ 4/2
TpS1sI	JllS1sI ↑ 8/6	KS1sI(r) ↑ 8/6	KS1sI(gv) ↓ 8/6	KS1sI(rg) ↑ 8/6	KS1sI(v) ↓ 8/6
TpS1sII	JllS1sII ↑ 8/6	KS1sII(n) ↑ 8/6	KS1sII(g) ↓ 8/6	CJS1As/1s ↑ 10/10	YS1s ↑ 4/2
TpS3d	JllS3d ↑ 8/6	KS3d(r) ↑ 8/6	KS3d(v) ↓ 8/6	mS1sI(v) ↓ 8/6	YS3d ↑ 4/2
TpS4d	JllS4d ↑ 8/6	KS4d(r) ↑ 8/6	KS4d(v) ↓ 8/6	RJllS3d ↑ 4/2	YS4d ↑ 4/2
TpS5d	JllS5d ↑ 8/6	KS5d(r) ↑ 8/6	KS5d(v) ↓ 8/6	CJS3/4/5d ↑ 10/10	YS5d ↑ 4/2
TpS3s	JllS3s ↑ 8/6	KS3s(r) ↑ 8/6	KS3s(v) ↓ 8/6	RJllS3s ↑ 4/2	YS3s ↑ 4/2
TpS4s	JllS4s ↑ 8/6	KS4s(r) ↑ 8/6	KS4s(v) ↓ 8/6	CJS4s ↑ 10/10	YS4s ↑ 4/2
TpS5s	JllS5s ↑ 8/6	KS5s(r) ↑ 8/6	KS5s(v) ↓ 8/6	CJS3/5s ↑ 10/10	YS5s ↑ 4/2
TpS2dI	JllS2dI ↑ 8/6	KS2dI(r) ↑ 8/6	KS2dI(gv) ↓ 8/6	KS2dI(rg) ↑ 8/6	KS2dI(v) ↓ 8/6
Aus 1	Aus 2	RJllS2dI ↑ 4/2	mS2dI(v) ↓ 8/6	CJS2Ad/2d ↑ 10/10	YS2d ↑ 4/2
TpS2dII	JllS2dII ↓ 8/6	KS2dII(n) ↑ 8/6	KS2dII(g) ↓ 8/6		LpS2AdI ↓ 2/2
TpS2AdI	JllS2AdI ↑ 8/6	KS2AdI(g) ↑ 8/6	KS2AdI(v) ↓ 8/6	mS2AdI ↓ 4/2	mS2AdI(gx) ↓ 4/2
TpS2AdII	JllS2AdII ↓ 8/6	KS2AdII(n) ↑ 8/6	KS2AdII(v) ↓ 8/6	mS2AdII ↓ 8/6	YS2Ad ↑ 4/2

Armadio 4

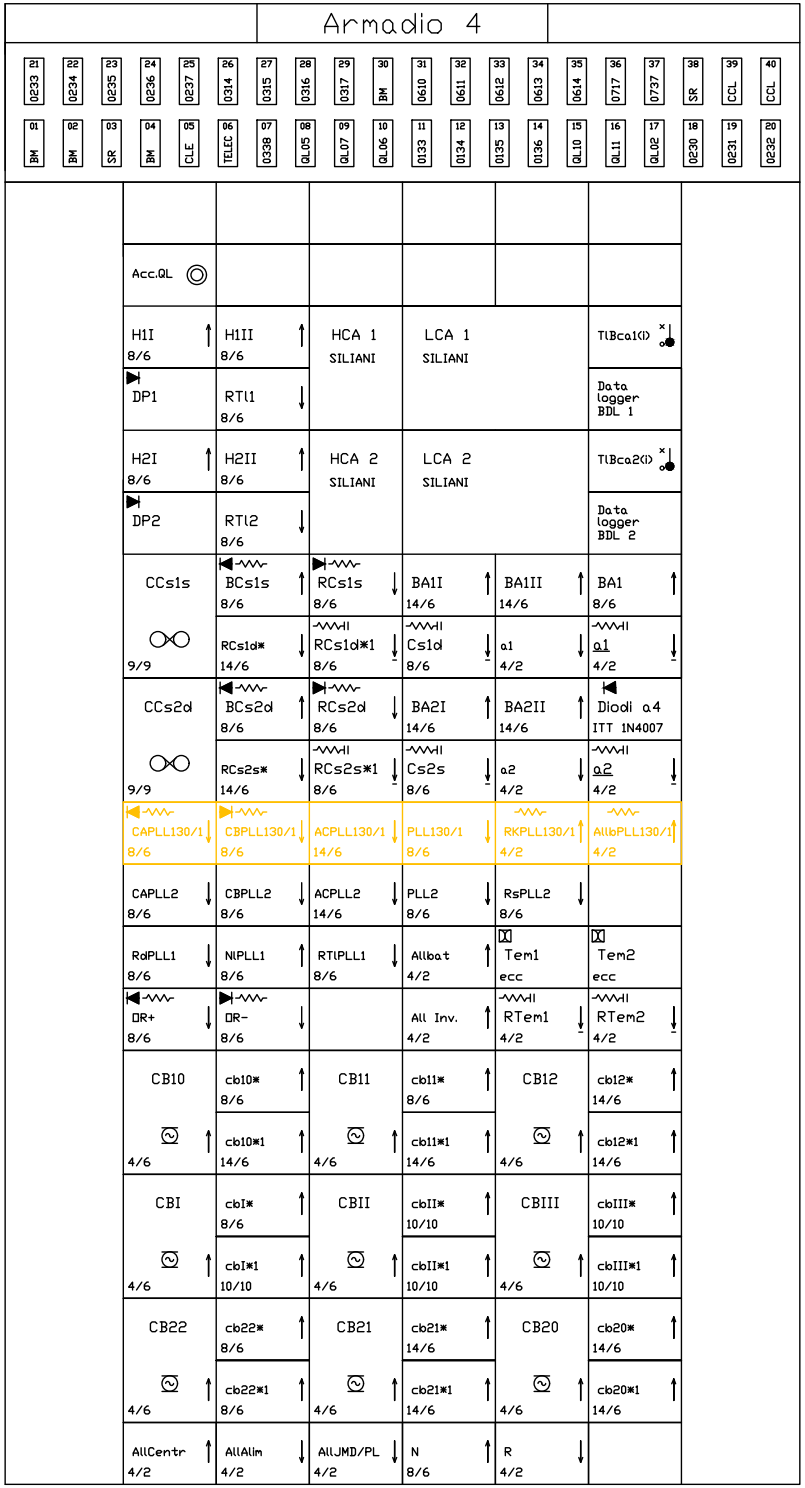
21 0233
22 0234
23 0235
24 0236
25 0237
26 0314
27 0315
28 0316
29 0317
30 BM
31 0610
32 0611
33 0612
34 0613
35 0614
36 0717
37 0737
38 SR
39 CCL
40 CCL
01 BM
02 BM
03 SR
04 BM
05 CLE
06 TELEC
07 0338
08 QL05
09 QL07
10 QL06
11 0133
12 0134
13 0135
14 0136
15 QL10
16 QL11
17 QL02
18 0230
19 0231
20 0232

Acc.QL					
H1I ↑ 8/6	H1II ↑ 8/6	HCA 1 SILIANI	LCA 1 SILIANI		TlBca1(i)
DP1	RTl1 ↓ 8/6				Data logger BDL 1
H2I ↑ 8/6	H2II ↑ 8/6	HCA 2 SILIANI	LCA 2 SILIANI		TlBca2(i)
DP2	RTl2 ↓ 8/6				Data logger BDL 2
CCs1s	BCs1s ↑ 8/6	RCs1s ↓ 8/6	BA1I ↑ 14/6	BA1II ↑ 14/6	BA1 ↑ 8/6
9/9	RCs1d* ↓ 14/6	RCs1d*1 ↓ 8/6	Cs1d ↓ 8/6	a1 ↓ 4/2	a1 ↓ 4/2
CCs2d	BCs2d ↑ 8/6	RCs2d ↓ 8/6	BA2I ↑ 14/6	BA2II ↑ 14/6	Diodi a4 ITT 1N4007
9/9	RCs2s* ↓ 14/6	RCs2s*1 ↓ 8/6	Cs2s ↓ 8/6	a2 ↓ 4/2	a2 ↓ 4/2
CAPLL130/1 ↓ 8/6	CBPLL130/1 ↓ 8/6	ACPLL130/1 ↓ 14/6	PLL130/1 ↓ 8/6	RKPLL130/1 ↓ 4/2	AllbPLL130/1 ↑ 4/2
CAPLL2 ↓ 8/6	CBPLL2 ↓ 8/6	ACPLL2 ↓ 14/6	PLL2 ↓ 8/6	RsPLL2 ↓ 8/6	
RdPLL1 ↓ 8/6	NlPLL1 ↑ 8/6	RTlPLL1 ↓ 8/6	Allbat ↑ 4/2	Tem1 ecc	Tem2 ecc
DR+ ↓ 8/6	DR- ↓ 8/6		All Inv. ↑ 4/2	RTem1 ↓ 4/2	RTem2 ↓ 4/2
CB10	cb10* ↑ 8/6	CB11	cb11* ↑ 8/6	CB12	cb12* ↑ 14/6
4/6	cb10*1 ↑ 14/6	4/6	cb11*1 ↑ 14/6	4/6	cb12*1 ↑ 14/6
CBI	cbI* ↑ 8/6	CBII	cbII* ↑ 10/10	CBIII	cbIII* ↑ 10/10
4/6	cbI*1 ↑ 10/10	4/6	cbII*1 ↑ 10/10	4/6	cbIII*1 ↑ 10/10
CB22	cb22* ↑ 8/6	CB21	cb21* ↑ 14/6	CB20	cb20* ↑ 14/6
4/6	cb22*1 ↑ 8/6	4/6	cb21*1 ↑ 14/6	4/6	cb20*1 ↑ 14/6
AllCentr ↑ 4/2	AllAlim ↑ 4/2	AllJMD/PL ↓ 4/2	N ↑ 8/6	R ↓ 4/2	

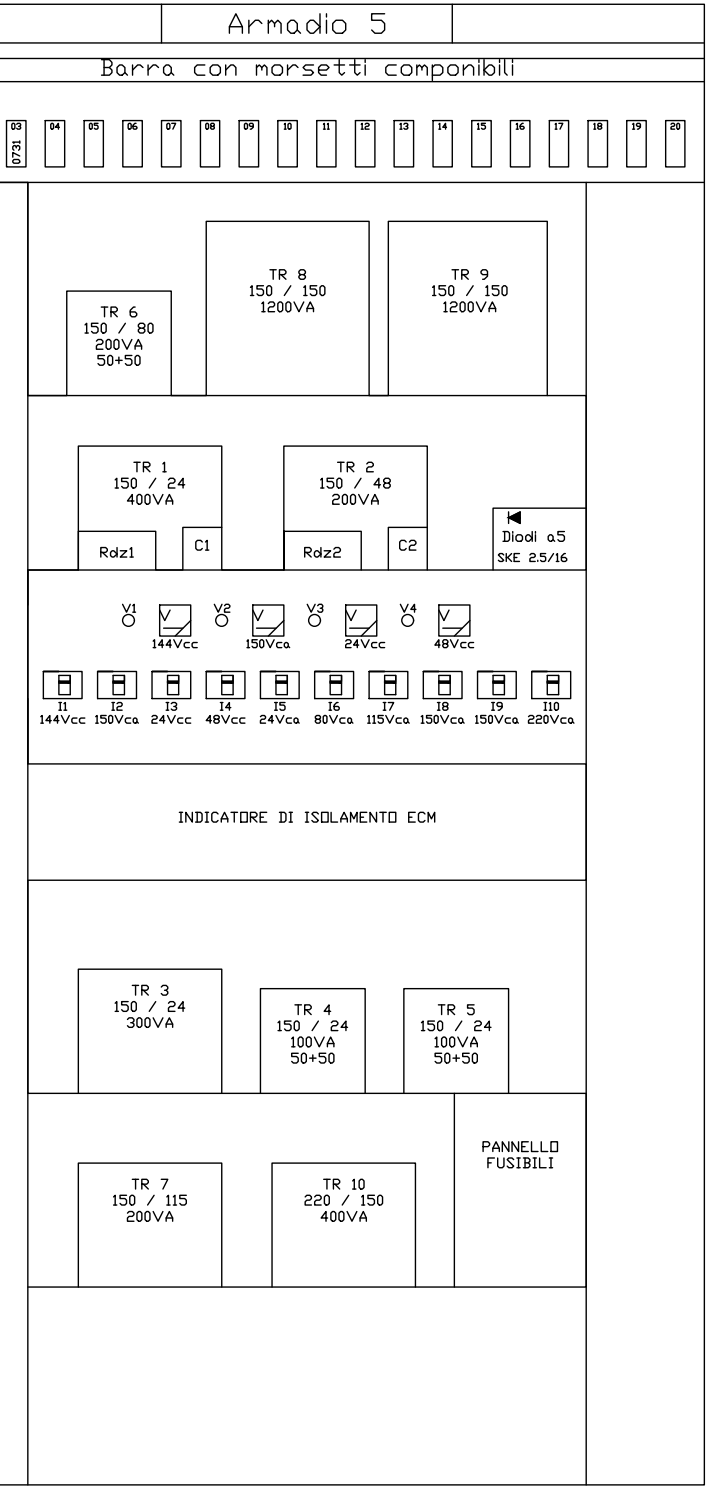
Armadio 5
Barra con morsetti componibili
03 0731
04
05
06
07
08
09
10
11
12
13
14
15
16
17
18
19
20
TR 6 150 / 80 200VA 50+50
TR 8 150 / 150 1200VA
TR 9 150 / 150 1200VA
TR 1 150 / 24 400VA
Rdz1
C1
TR 2 150 / 48 200VA
Rdz2
C2
Diodi a5 SKE 2.5/16
V1
144Vcc
V2
150Vca
V3
24Vcc
V4
48Vcc
I1 144Vcc
I2 150Vca
I3 24Vcc
I4 48Vcc
I5 24Vca
I6 80Vca
I7 115Vca
I8 150Vca
I9 150Vca
I10 220Vca
INDICATORE DI ISOLAMENTO ECM
TR 3 150 / 24 300VA
TR 4 150 / 24 100VA 50+50
TR 5 150 / 24 100VA 50+50
TR 7 150 / 115 200VA
TR 10 220 / 150 400VA
PANNELLO FUSIBILI

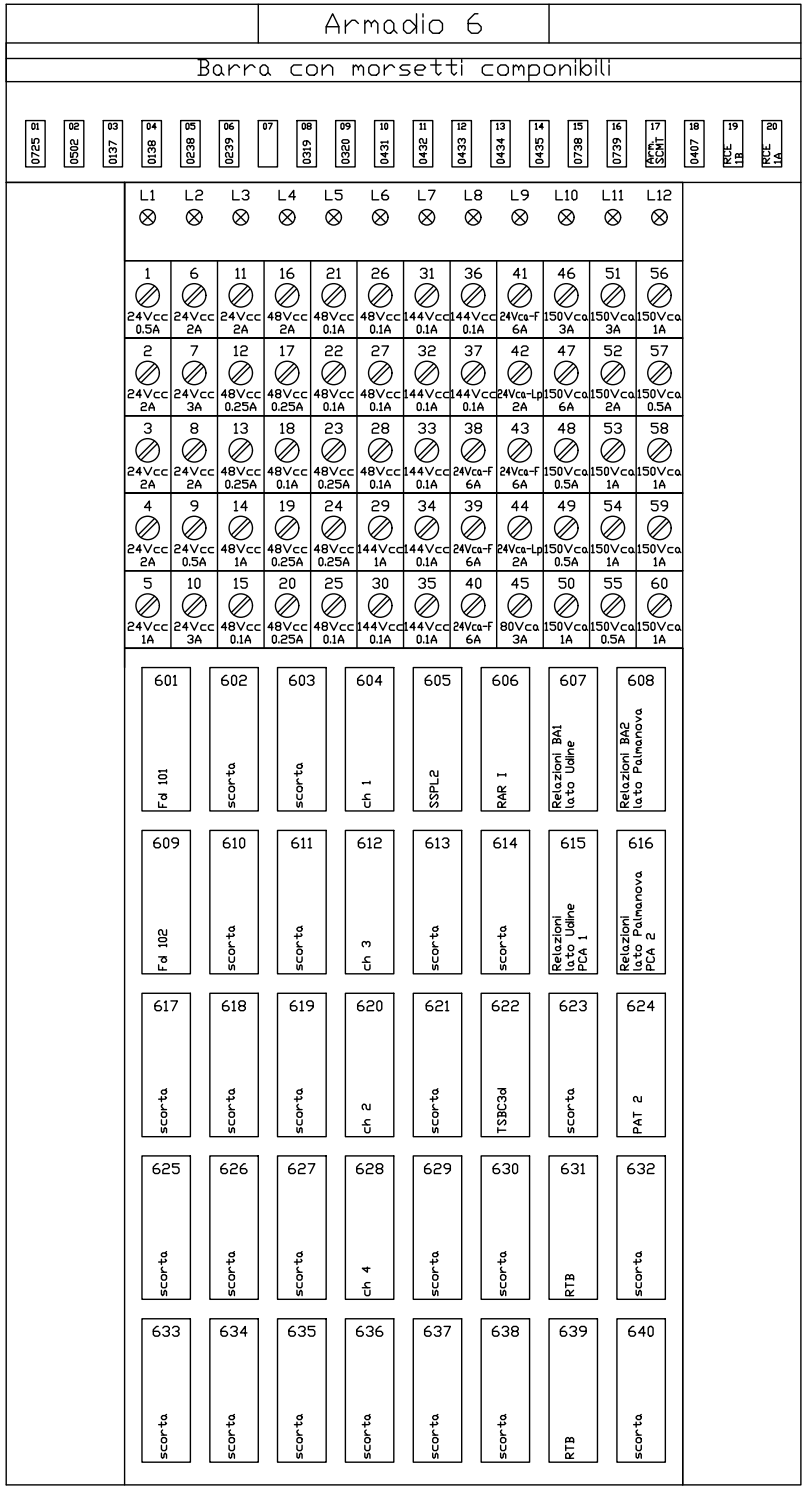
Armadio 6
Barra con morsetti componibili
01 0725
02 0502
03 0137
04 0138
05 0238
06 0239
07
08 0319
09 0320
10 0431
11 0432
12 0433
13 0434
14 0435
15 0738
16 0739
17 Arm. SCMT
18 0407
19 RCE 1B
20 RCE 1A
L1
L2
L3
L4
L5
L6
L7
L8
L9
L10
L11
L12
1 24Vcc 0.5A
6 24Vcc 2A
11 24Vcc 2A
16 48Vcc 2A
21 48Vcc 0.1A
26 48Vcc 0.1A
31 144Vcc 0.1A
36 144Vcc 0.1A
41 24Vca-F 6A
46 150Vca 3A
51 150Vca 3A
56 150Vca 1A
2 24Vcc 2A
7 24Vcc 3A
12 48Vcc 0.25A
17 48Vcc 0.25A
22 48Vcc 0.1A
27 48Vcc 0.1A
32 144Vcc 0.1A
37 144Vcc 0.1A
42 24Vca-Lp 2A
47 150Vca 6A
52 150Vca 2A
57 150Vca 0.5A
3 24Vcc 2A
8 24Vcc 2A
13 48Vcc 0.25A
18 48Vcc 0.1A
23 48Vcc 0.25A
28 48Vcc 0.1A
33 144Vcc 0.1A
38 24Vca-F 6A
43 24Vca-F 6A
48 150Vca 0.5A
53 150Vca 1A
58 150Vca 1A
4 24Vcc 2A
9 24Vcc 0.5A
14 48Vcc 1A
19 48Vcc 0.25A
24 48Vcc 0.25A
29 144Vcc 1A
34 144Vcc 0.1A
39 24Vca-F 6A
44 24Vca-Lp 2A
49 150Vca 0.5A
54 150Vca 1A
59 150Vca 1A
5 24Vcc 1A
10 24Vcc 3A
15 48Vcc 0.1A
20 48Vcc 0.25A
25 48Vcc 0.1A
30 144Vcc 0.1A
35 144Vcc 0.1A
40 24Vca-F 6A
45 80Vca 3A
50 150Vca 1A
55 150Vca 0.5A
60 150Vca 1A
601 Fd 101
602 scorta
603 scorta
604 ch 1
605 SSPL2
606 RAR I
607 Relazioni BA1 lato Udine
608 Relazioni BA2 lato Palmanova
609 Fd 102
610 scorta
611 scorta
612 ch 3
613 scorta
614 scorta
615 Relazioni lato Udine PCA 1
616 Relazioni lato Palmanova PCA 2
617 scorta
618 scorta
619 scorta
620 ch 2
621 scorta
622 TSBC3d
623 scorta
624 PAT 2
625 scorta
626 scorta
627 scorta
628 ch 4
629 scorta
630 scorta
631 RTB
632 scorta
633 scorta
634 scorta
635 scorta
636 scorta
637 scorta
638 scorta
639 RTB
640 scorta

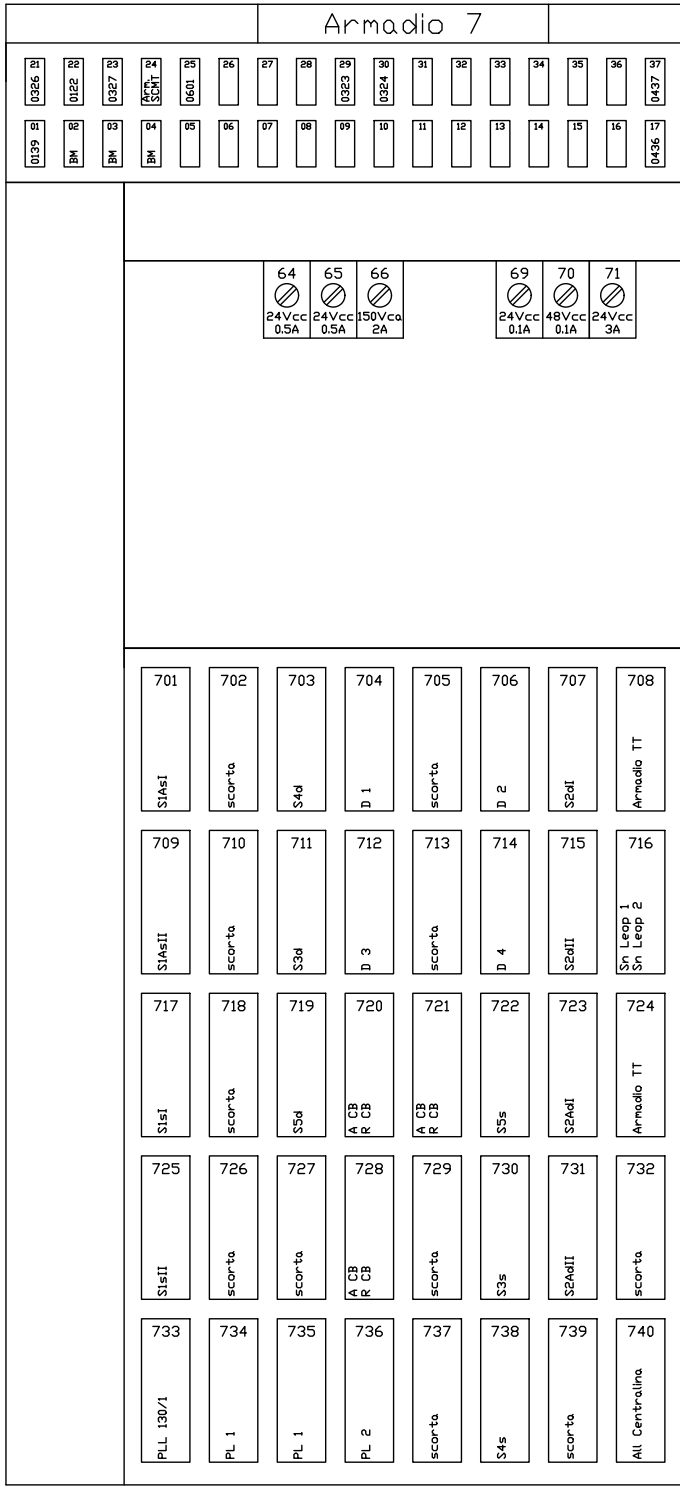
Armadio 7
21 0326
22 0122
23 0327
24 Arm. SCMT
25 0601
26
27
28
29 0323
30 0324
31
32
33
34
35
36
37 0437
01 0139
02 BM
03 BM
04 BM
05
06
07
08
09
10
11
12
13
14
15
16
17 0436
64 24Vcc 0.5A
65 24Vcc 0.5A
66 150Vca 2A
69 24Vcc 0.1A
70 48Vcc 0.1A
71 24Vcc 3A
701 S1AsI
702 scorta
703 S4d
704 D 1
705 scorta
706 D 2
707 S2dI
708 Armadio TT
709 S1AsII
710 scorta
711 S3d
712 D 3
713 scorta
714 D 4
715 S2dII
716 Sn Leop 1 Sn Leop 2
717 S1sI
718 scorta
719 S5d
720 A CB R CB
721 A CB R CB
722 S5s
723 S2AdI
724 Armadio TT
725 S1sII
726 scorta
727 scorta
728 A CB R CB
729 scorta
730 S3s
731 S2AdII
732 scorta
733 PLL 130/1
734 PL 1
735 PL 1
736 PL 2
737 scorta
738 S4s
739 scorta
740 All Centralina


38
39
40
0615
0616
18
19
20
0118
0325

STRALCIO GRAFICO QL - TAV. L02368-IS-60

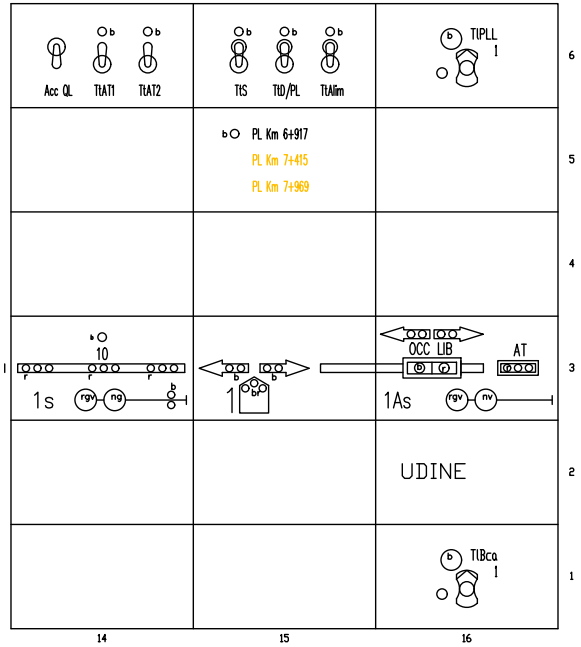
Acc QL
TIAT1
TIAT2
TIS
TID/PL
TIAlim
TIPLL
PL Km 6+917
PL Km 7+415
PL Km 7+969
10
1s
rgv
ng
1
OCC LIB
AT
1As
UDINE
TIBca
6
5
4
3
2
1
14
15
16

MODIFICA IN FASE A

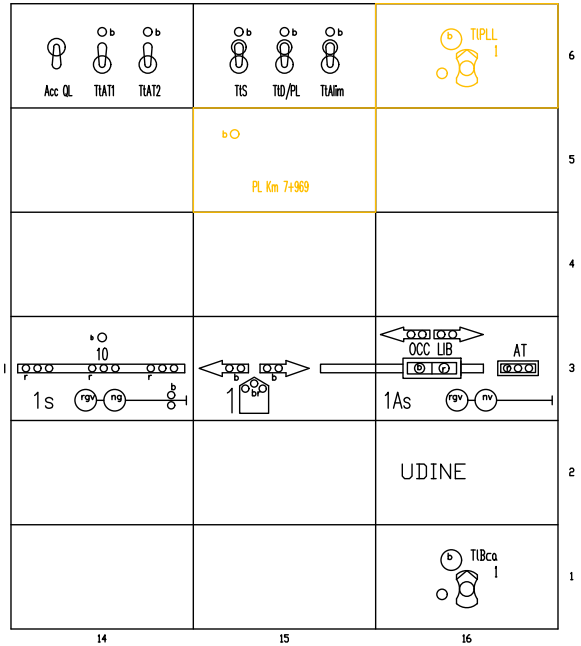
Acc QL
TIAT1
TIAT2
TIS
TID/PL
TIAlim
TIPLL
PL Km 7+969
10
1s
rgv
ng
1
OCC LIB
AT
1As
UDINE
TIBca
6
5
4
3
2
1
14
15
16

MODIFICA IN FASE B

COMMITTENTE:

RFI
RETE FERROVIARIA ITALIANA
GRUPPO FERROVIE DELLO STATO ITALIANE
DIREZIONE TERRITORIALE PRODUZIONE DI TRIESTE

PROGETTAZIONE:

SOGGETTO TECNICO: RFI - DIREZIONE TERRITORIALE PRODUZIONE DI TRIEST
STRUTTURA ORGANIZZATIVA INGEGNERIA

PROGETTO ESECUTIVO

LINEA: P.M.VAT - CERVIGNANO SMISTAMENTO
UDINE - CERVIGNANO A.G.

IMPIANTO: RISANO

NOTE:

Disposizione relè negli armadi

PROGETTO/ANNO	SOTTOPR.	LIVELLO	NOME DOC.	PROGR.OP.
- - - - - -	- - -	- -	- - - -	- -

Revis.	Descrizione	Progettato	Data	Verificato	Data	Approvato
0	Informatizz. e aggiornam. disegni	G. BULFON f.to Bulfon	04/06/2015	F. ZANETTE f.to Zanette	04/06/2015	I. CANDON f.to Candon
A	Aggiornamento disegni a seguito verifica.	F. TENDELLA	10/01/2019	I. CANDON	10/01/2019	M. SENA

POSIZIONE ARCHIVIO	LINEA	SEDE TECN.	NOME DOC.	NUMERAZ.
	L380	L02368	- - I S	- - - - 0 5

Verificato e trasmesso	Data	Convalidato

IN VIGORE DAL 10/01/2019

File:

E

SCALA			
FOGLIO	1	di	1

FASE FUNZ. - -

NUMERAZ. - - - -

Data	Autorizzato	Data
04/06/2015	R. OLIVETO *f.to Oliveto*	04/06/2015
10/01/2019	R. OLIVETO	10/01/2019

Data	Archiviato

COMMITTENTE:

RFI RETE FERROVIARIA ITALIANA
GRUPPO FERROVIE DELLO STATO ITALIANE

CUP: J54H17000130009

PROGETTAZIONE:

ITALFERR
GRUPPO FERROVIE DELLO STATO ITALIANE

DIREZIONE TECNICA
U.O. TECNOLOGIE NORD

PROGETTO DEFINITIVO PER APPALTO

COMPLETAMENTO DEL NODO DI UDINE - PRG E ACC DEL P.M. CARGNACCO E OPERE SOSTITUTIVE DEI PL INTERFERENTI

ACEI BIVIO CARGNACCO

Disposizione Apparecchiature e QL esistente in R/G

SCALA : -

COMMESSA	LOTTO	FASE	ENTE	TIPO DOC.	OPERA/DISCIPLINA	PROGR.	REV.
IZ09	00	D	58	DX	AC0401	001	A

Revis.	Descrizione	Redatto	Data	Verificato	Data	Approvato	Data	Autorizzato Data
A	Emissione esecutiva	S.Buccheri	Mag.2019	A.Borzillo	Mag.2019	S.Lo Presti	Mag.2019	M.Gambaro Mag.2019 GAMBARO n.9052A

File: IZ0900D58DXAC0401001A.dwg		n. Elab.: --