

COMMITTENTE:



PROGETTAZIONE:



S.O. COORDINAMENTO TERRITORIALE SUD

PROGETTO DI FATTIBILITA' TECNICA ED ECONOMICA

LINEA POTENZA-METAPONTO

INTERVENTI DI VELOCIZZAZIONE TRATTA GRASSANO-BERNALDA

INTERVENTI TRA GRASSANO E FERRANDINA

INFRASTRUTTURA FERROVIARIA

ALBUM SEZIONI TRSVERSALI

Album sezioni trasversali

SCALA:

1:200

COMMESSA LOTTO FASE ENTE TIPO DOC. OPERA/DISCIPLINA Progr. REV.

I A 9 5 1 3 R 7 8 W 9 I F 0 0 0 0 0 0 7 B

Rev.	Descrizione	Redatto	Data	Verificato	Data	Approvato	Data	Autorizzato Data
A	Emissione Esecutiva	F. Eusepi	Settembre 2021	C. Toraldo <i>C. Toraldo</i>	Settembre 2021	I. D'Amore <i>I. D'Amore</i>	Settembre 2021	D. Tiberti <i>D. Tiberti</i> Settembre 2021 ITC SpA Ufficio Tecnico Via... Prof. Ing. ... Ordine degli Ingegneri Prov. di ...
B	Emissione esecutiva	F. Eusepi	Dicembre 2021	C. Toraldo <i>C. Toraldo</i>	Dicembre 2021	I. D'amore <i>I. D'amore</i>	Dicembre 2021	

File: IA9513R78W9IF0000007B.DWG

n. Elab.:

SEZIONE 141

PROGRESSIVA 8250.00

BALLAST	m ²	2.49
FONDAZIONE	m ²	2.66
RILEVATO	m ²	0.88
SC SCAVO	m ²	1.86
SCAVO DEI FOSSI	m ²	2.80
STRADELLO	m ²	0.86
SCOTICO	m	7.38
INERBIMENTO	m	1.56

BINARIO ESISTENTE DA DEMOLIRE

142


1: 200

PROGRESSIVE TERRENO	-28.00	-26.00	-24.00	-22.00	-20.00	-18.00	-16.00	-14.00	-12.00	-10.00	-8.00	-6.00	-4.00	-2.00	0.00	2.00	4.00	6.00	8.00	10.00	12.00	14.00	16.00	18.00	20.00	22.00	24.00	26.00	28.00
PARZIALI TERRENO	2.00	2.00	2.00	2.00	2.00	2.00	2.00	2.00	2.00	2.00	2.00	2.00	2.00	2.00	2.00	2.00	2.00	2.00	2.00	2.00	2.00	2.00	2.00	2.00	2.00	2.00	2.00	2.00	2.00
QUOTE TERRENO	147.92	147.96	148.01	148.05	148.09	148.14	148.18	148.23	148.27	148.32	148.36	148.41	148.44	147.65	147.96	147.43	147.70	147.98	148.26	148.55	148.83	149.11	149.40	149.74	150.08	150.08	149.44	149.81	149.75
PROGRESSIVE PROGETTO												-5.65	-4.20	-4.80	0.00		4.20	5.69	7.19	10.19	11.43								
PARZIALI PROGETTO												0.35	0.60	0.50	4.20		4.20	0.42	1.50	3.00	1.24								
QUOTE PROGETTO												148.41	148.17	148.17	148.29		148.17	147.87	147.87	147.87	147.92	148.75							

SEZIONE 142

PROGRESSIVA 8300.00

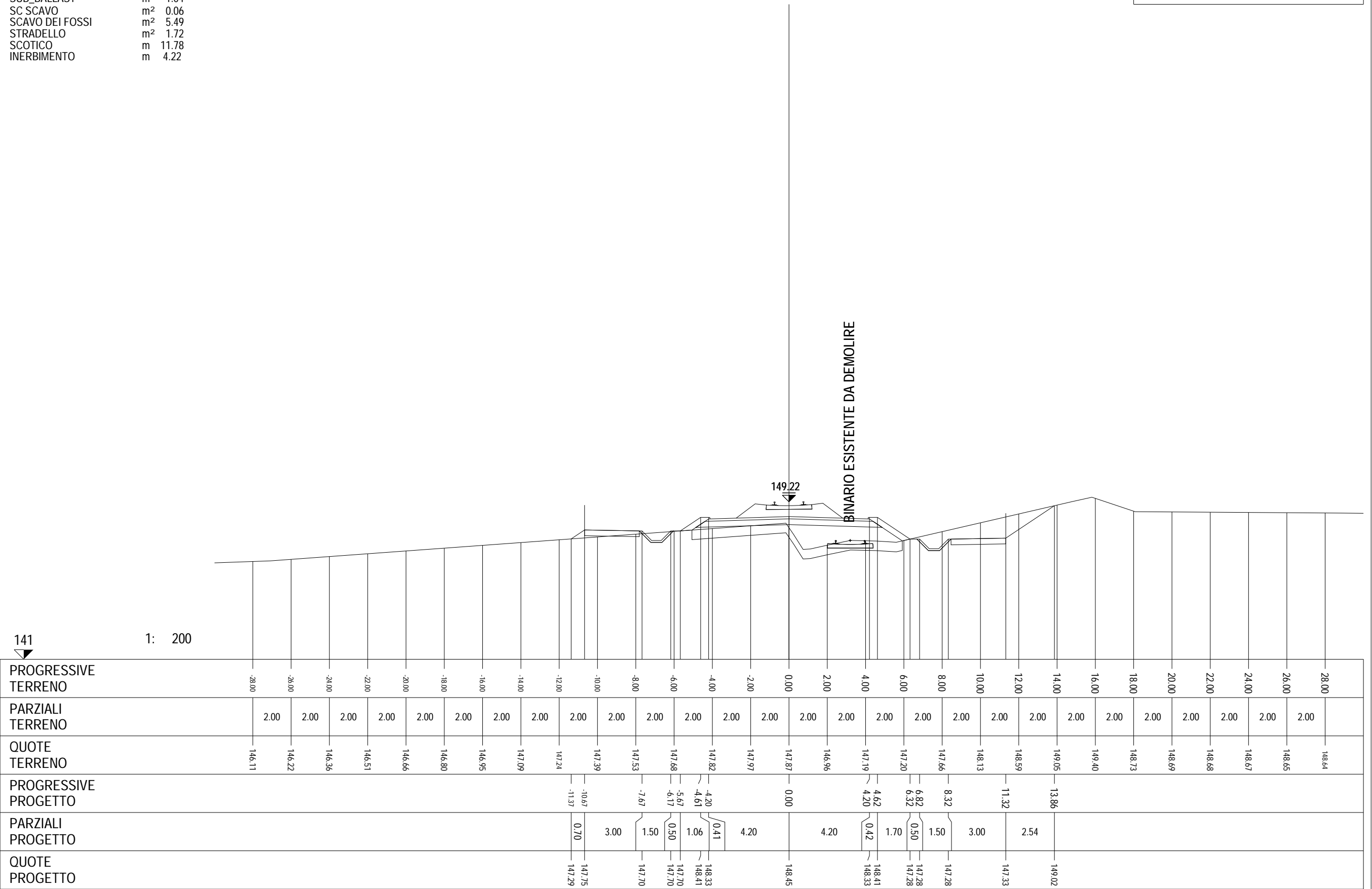
BALLAST	m ²	2.50
FONDAZIONE	m ²	2.76
RILEVATO	m ²	3.72
SUB_BALLAST	m ²	1.06
SC SCAVO	m ²	0.76
SCAVO DEI FOSSI	m ²	4.39
STRADELLO	m ²	1.72
SCOTICO	m	10.24
INERBIMENTO	m	2.83



SEZIONE 143

PROGRESSIVA 8350.00

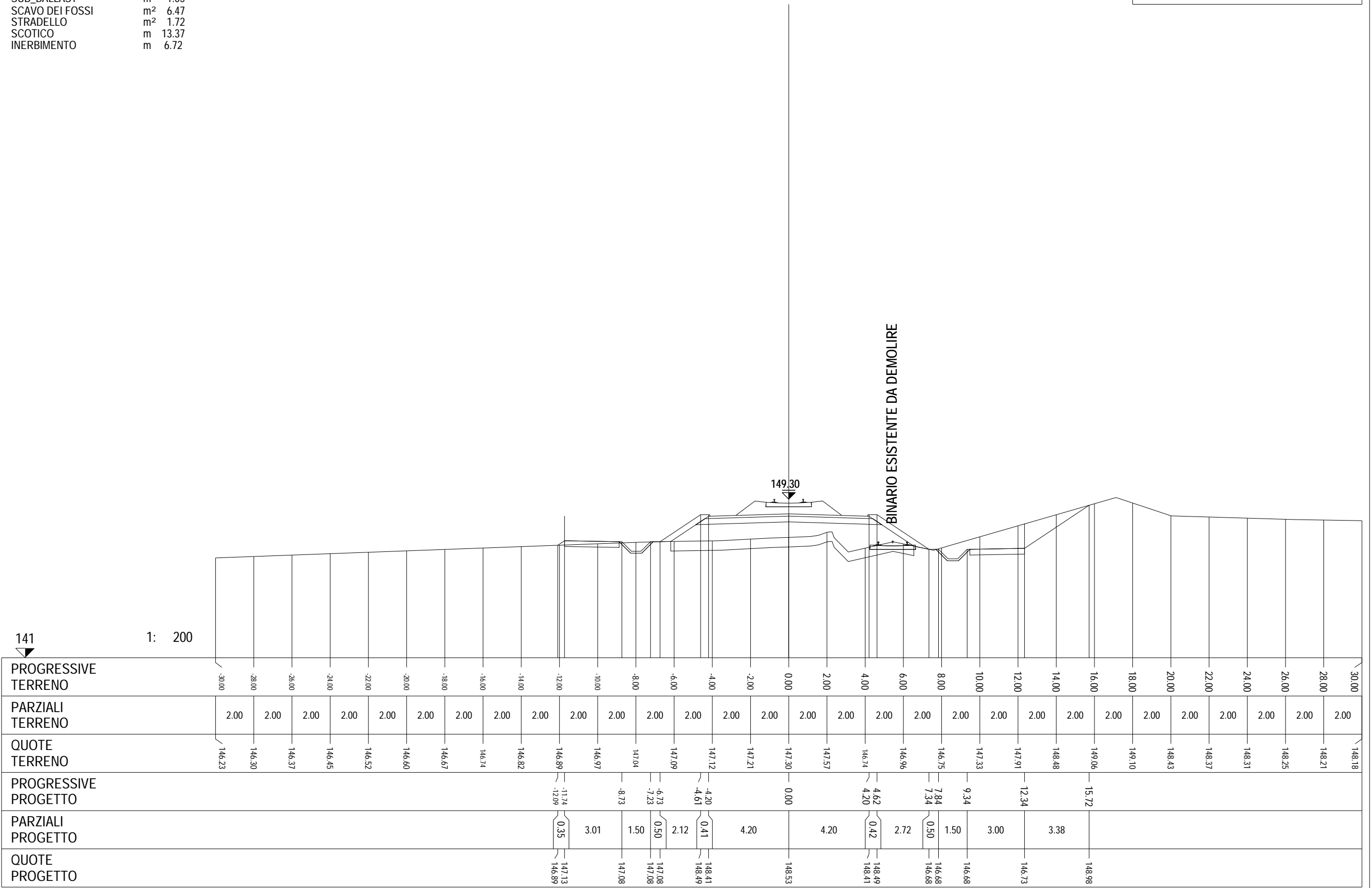
BALLAST	m ²	2.48
FONDAZIONE	m ²	2.78
RILEVATO	m ²	4.83
SUB_BALLAST	m ²	1.04
SC SCAVO	m ²	0.06
SCAVO DEI FOSSI	m ²	5.49
STRADELLO	m ²	1.72
SCOTICO	m	11.78
INERBIMENTO	m	4.22



SEZIONE 144

PROGRESSIVA 8400.00

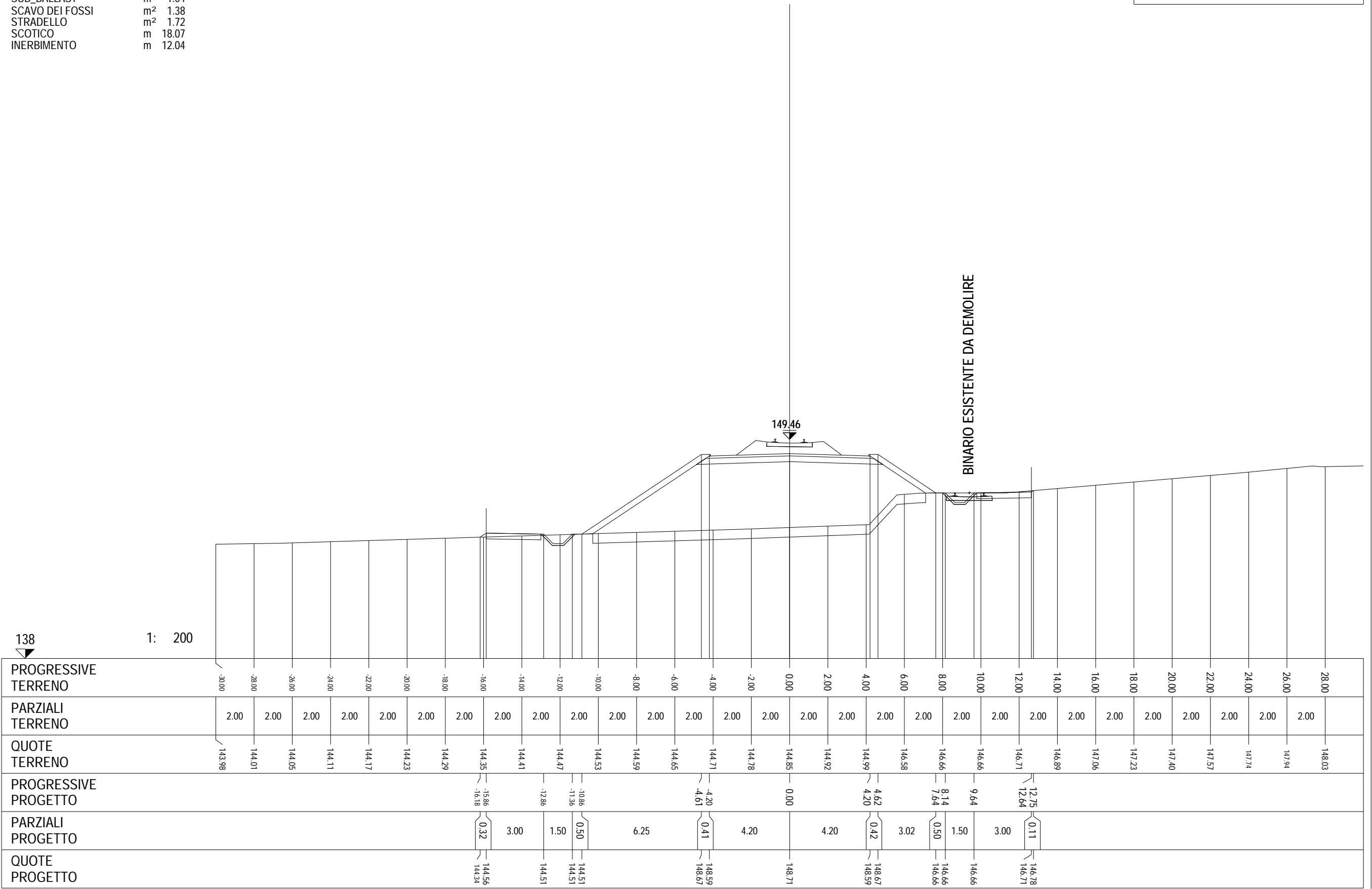
BALLAST	m ²	2.45
FONDAZIONE	m ²	2.78
RILEVATO	m ²	10.03
SUB_BALLAST	m ²	1.05
SCAVO DEI FOSSI	m ²	6.47
STRADELLO	m ²	1.72
SCOTICO	m	13.37
INERBIMENTO	m	6.72



SEZIONE 146

PROGRESSIVA 8500.00

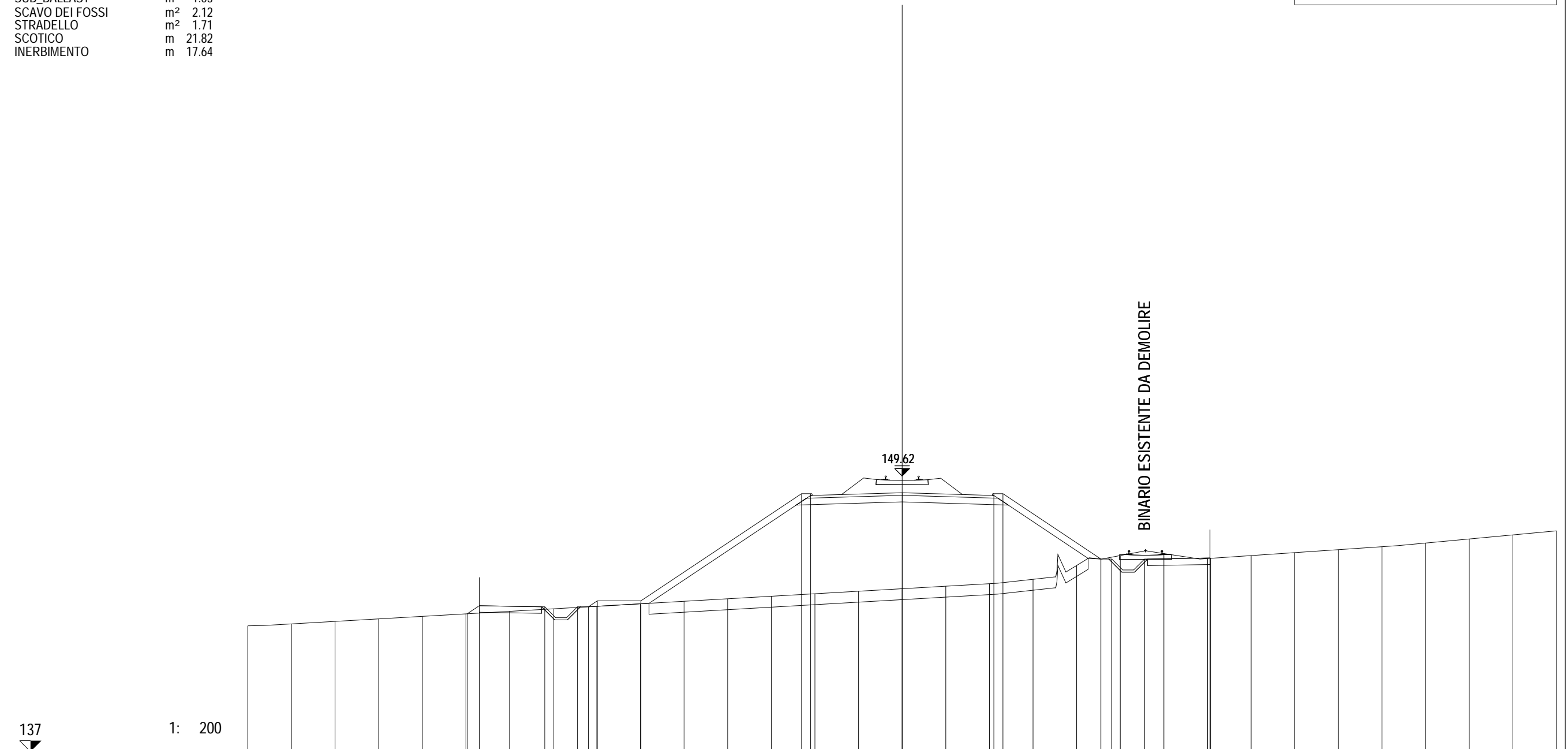
BALLAST	m ²	2.40
FONDAZIONE	m ²	2.78
RILEVATO	m ²	43.98
SUB_BALLAST	m ²	1.04
SCAVO DEI FOSSI	m ²	1.38
STRADELLO	m ²	1.72
SCOTICO	m	18.07
INERBIMENTO	m	12.04



SEZIONE 148

PROGRESSIVA 8600.00

BALLAST	m ²	2.41
FONDAZIONE	m ²	2.76
RILEVATO	m ²	58.90
SUB_BALLAST	m ²	1.03
SCAVO DEI FOSSI	m ²	2.12
STRADELLO	m ²	1.71
SCOTICO	m	21.82
INERBIMENTO	m	17.64



137

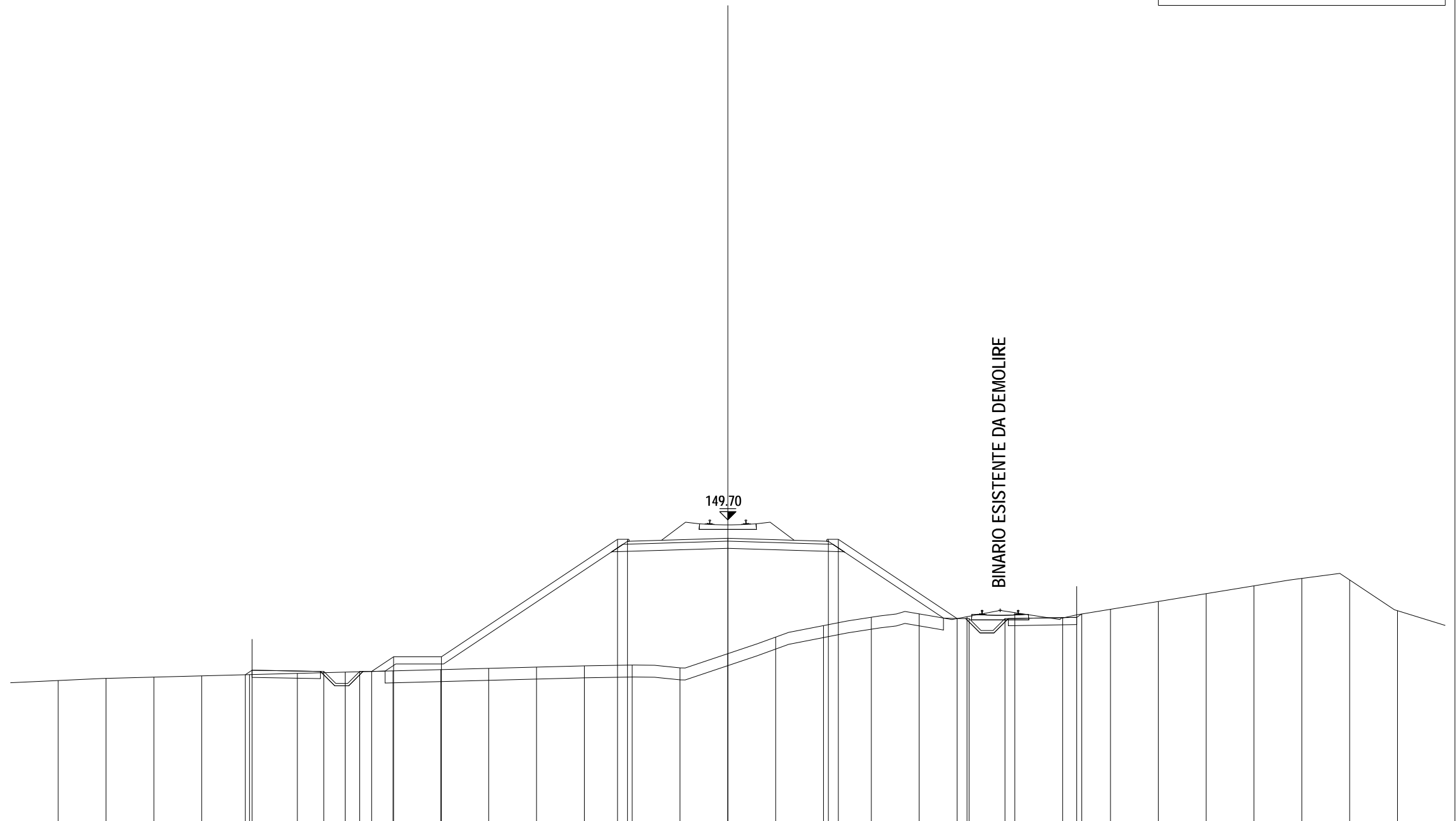
1: 200

PROGRESSIVE TERRENO	-30.00	-28.00	-26.00	-24.00	-22.00	-20.00	-18.00	-16.00	-14.00	-12.00	-10.00	-8.00	-6.00	-4.00	-2.00	0.00	2.00	4.00	6.00	8.00	10.00	12.00	14.00	16.00	18.00	20.00	22.00	24.00	26.00	28.00	30.00	
PARZIALI TERRENO	2.00	2.00	2.00	2.00	2.00	2.00	2.00	2.00	2.00	2.00	2.00	2.00	2.00	2.00	2.00	2.00	2.00	2.00	2.00	2.00	2.00	2.00	2.00	2.00	2.00	2.00	2.00	2.00	2.00	2.00	2.00	2.00
QUOTE TERRENO	142.76	142.85	142.96	143.08	143.19	143.31	143.42	143.54	143.65	143.77	143.88	144.00	144.12	144.23	144.35	144.46	144.58	144.69	144.89	145.53	145.98	146.07	145.84	145.98	146.11	146.25	146.38	146.55	146.74	146.93	147.11	
PROGRESSIVE PROGETTO						-19.94	-19.39	-16.39	-13.98	-11.98			-4.61	-4.20	0.00		4.20	4.62	4.20	9.11	9.61	11.11	14.14	14.11								
PARZIALI PROGETTO						0.55	3.00	1.50	0.41	2.00	7.37		0.41	4.20		4.20	0.42	4.49	0.50	1.50	3.00	0.03										
QUOTE PROGETTO						143.31	143.68	143.63	143.91	143.91			148.81	148.73	148.86		148.81	148.81	148.73	145.82	145.82	145.82	145.85	145.87								

SEZIONE 149

PROGRESSIVA 8650.00

BALLAST	m ²	2.43
FONDAZIONE	m ²	2.80
RILEVATO	m ²	63.92
SUB_BALLAST	m ²	1.03
SCAVO DEI FOSSI	m ²	2.06
STRADELLO	m ²	1.72
SCOTICO	m	23.72
INERBIMENTO	m	18.83



137

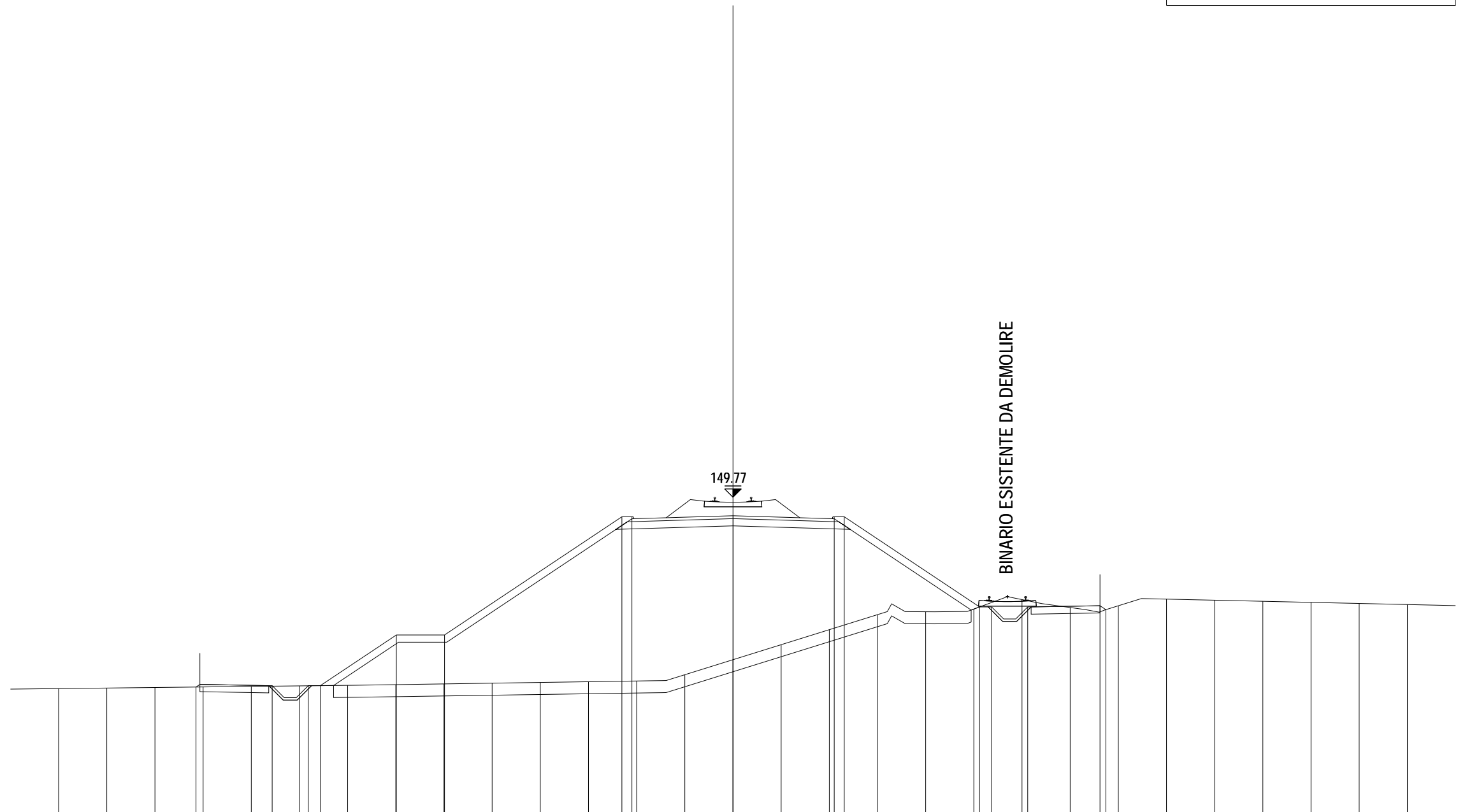
1: 200

PROGRESSIVE TERRENO	-28.00	-26.00	-24.00	-22.00	-20.00	-18.00	-16.00	-14.00	-12.00	-10.00	-8.00	-6.00	-4.00	-2.00	0.00	2.00	4.00	6.00	8.00	10.00	12.00	14.00	16.00	18.00	20.00	22.00	24.00	26.00	28.00
PARZIALI TERRENO		2.00	2.00	2.00	2.00	2.00	2.00	2.00	2.00	2.00	2.00	2.00	2.00	2.00	2.00	2.00	2.00	2.00	2.00	2.00	2.00	2.00	2.00	2.00	2.00	2.00	2.00	2.00	2.00
QUOTE TERRENO	142.99	143.08	143.13	143.18	143.24	143.29	143.34	143.39	143.44	143.50	143.55	143.60	143.63	143.52	144.11	144.80	145.28	145.63	145.77	145.66	145.83	145.60	145.97	146.29	146.62	146.95	147.26	147.19	145.91
PROGRESSIVE PROGETTO					-19.89	-20.18	-16.89	-13.98	-11.98				-4.61	-4.20	0.00		4.20	4.62		9.59	10.09	11.59	14.80						
PARZIALI PROGETTO					0.29	3.00	1.50	0.50	0.91	2.00	7.37		0.41	4.20		4.20	0.42	4.97		0.50	1.50	3.00	0.21						
QUOTE PROGETTO					143.23	143.42	143.37	143.37	143.98	143.98			148.81	148.81	148.93		148.81	148.89		145.58	145.58	145.58	145.77						

SEZIONE 150

PROGRESSIVA 8700.00

BALLAST	m ²	2.45
FONDAZIONE	m ²	2.76
RILEVATO	m ²	95.86
SUB_BALLAST	m ²	1.00
SCAVO DEI FOSSI	m ²	2.09
STRADELLO	m ²	1.72
SCOTICO	m	27.20
INERBIMENTO	m	22.30



136


1: 200

PROGRESSIVE TERRENO	-28.00	-26.00	-24.00	-22.00	-20.00	-18.00	-16.00	-14.00	-12.00	-10.00	-8.00	-6.00	-4.00	-2.00	0.00	2.00	4.00	6.00	8.00	10.00	12.00	14.00	16.00	18.00	20.00	22.00	24.00	26.00	28.00
PARZIALI TERRENO		2.00	2.00	2.00	2.00	2.00	2.00	2.00	2.00	2.00	2.00	2.00	2.00	2.00	2.00	2.00	2.00	2.00	2.00	2.00	2.00	2.00	2.00	2.00	2.00	2.00	2.00	2.00	2.00
QUOTE TERRENO	141.83	141.85	141.87	141.89	141.92	141.94	141.96	141.99	142.02	142.05	142.08	142.11	142.14	142.40	143.03	143.65	144.27	144.90	145.02	145.13	145.52	145.19	145.27	145.54	145.50	145.45	145.41	145.36	145.32
PROGRESSIVE PROGETTO				-22.30		-19.13	-17.13	-13.98	-11.98			-4.61	-4.20	0.00			4.20	4.62		10.24	12.24		15.24						
PARZIALI PROGETTO				3.17		1.50	0.50	3.15	2.00		7.37	0.41	4.20		4.20		0.42	5.62		0.50	1.50	3.00	0.24						
QUOTE PROGETTO				141.89		141.95	141.95	144.05	144.05			148.88	148.88	149.01			148.88	148.96		145.22	145.22		145.11						

SEZIONE 151

PROGRESSIVA 8750.00


BALLAST	m ²	2.44
FONDAZIONE	m ²	2.76
RILEVATO	m ²	101.91
SUB_BALLAST	m ²	1.06
SCAVO DEI FOSSI	m ²	1.77
STRADELLO	m ²	1.72
SCOTICO	m	27.67
INERBIMENTO	m	23.25



SEZIONE 152

PROGRESSIVA 8800.00

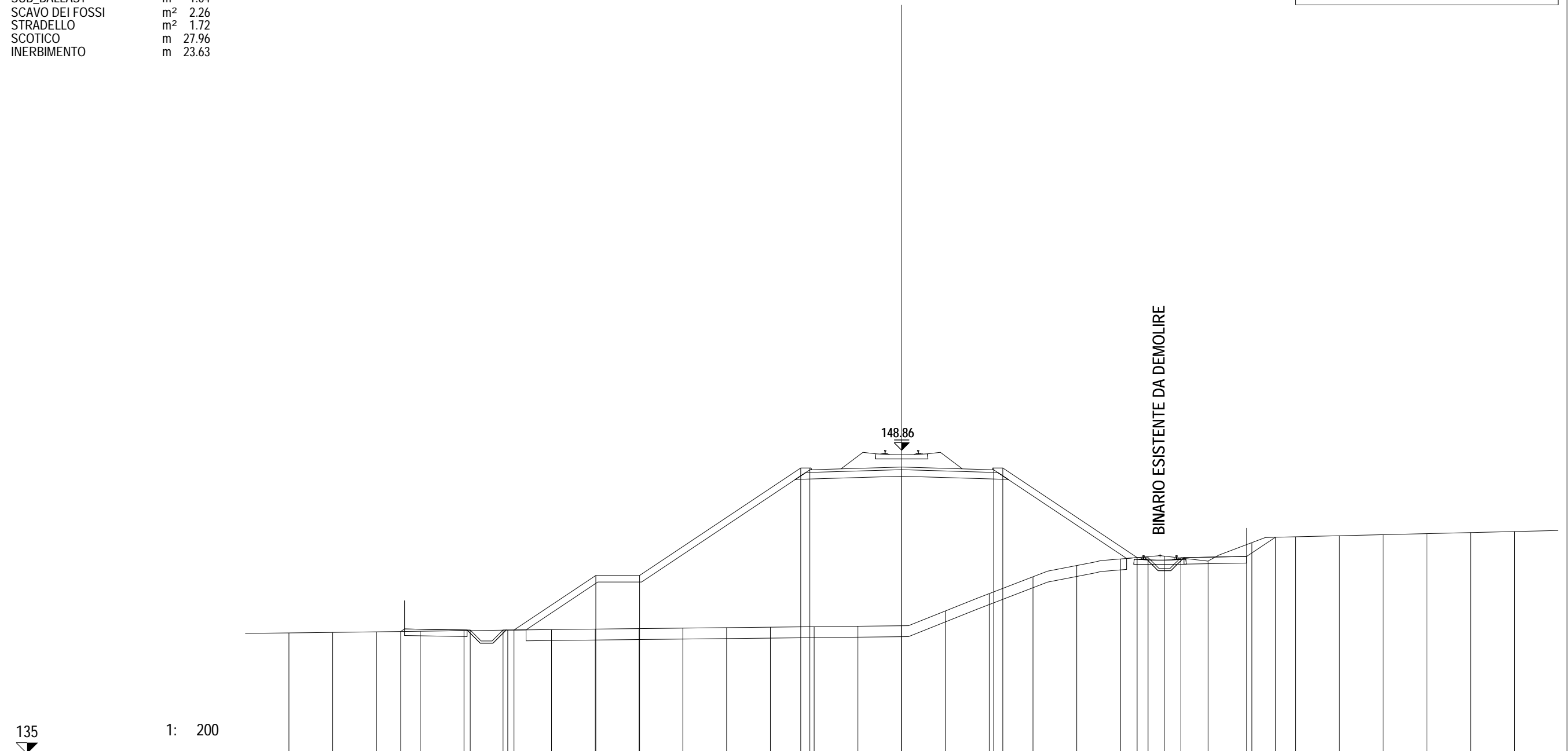
BALLAST	m ²	2.45
FONDAZIONE	m ²	2.80
RILEVATO	m ²	102.74
SUB_BALLAST	m ²	1.02
SCAVO DEI FOSSI	m ²	2.14
STRADELLO	m ²	1.72
SCOTICO	m	27.50
INERBIMENTO	m	23.16



SEZIONE 153

PROGRESSIVA 8850.00

BALLAST	m ²	2.42
FONDAZIONE	m ²	2.80
RILEVATO	m ²	113.05
SUB_BALLAST	m ²	1.04
SCAVO DEI FOSSI	m ²	2.26
STRADELLO	m ²	1.72
SCOTICO	m	27.96
INERBIMENTO	m	23.63



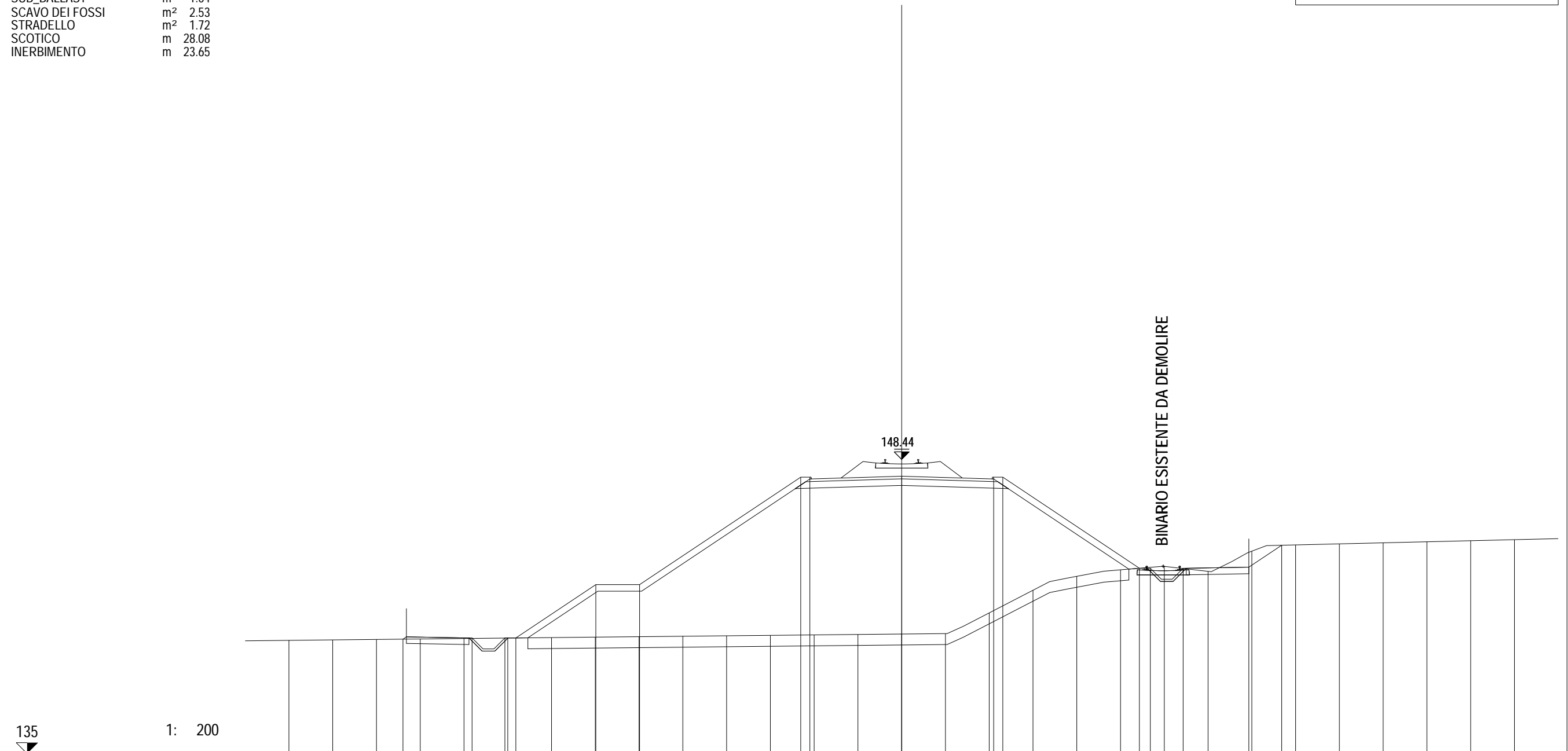
135
1: 200

PROGRESSIVE TERRENO	-28.00	-26.00	-24.00	-22.00	-20.00	-18.00	-16.00	-14.00	-12.00	-10.00	-8.00	-6.00	-4.00	-2.00	0.00	2.00	4.00	6.00	8.00	10.00	12.00	14.00	16.00	18.00	20.00	22.00	24.00	26.00	28.00
PARZIALI TERRENO	2.00	2.00	2.00	2.00	2.00	2.00	2.00	2.00	2.00	2.00	2.00	2.00	2.00	2.00	2.00	2.00	2.00	2.00	2.00	2.00	2.00	2.00	2.00	2.00	2.00	2.00	2.00	2.00	2.00
QUOTE TERRENO	140.51	140.54	140.56	140.59	140.62	140.64	140.67	140.69	140.71	140.73	140.75	140.78	140.80	140.82	140.84	141.52	142.31	143.08	143.59	143.89	144.02	143.80	144.64	144.91	144.95	145.00	145.05	145.10	145.14
PROGRESSIVE PROGETTO				-22.89	-19.72	-17.72	-18.22	-13.98	-11.98			-4.61	-4.20	0.00			4.20	4.62			10.76	11.26	12.76	15.76	17.08				
PARZIALI PROGETTO				3.17	1.50	0.50	3.74	2.00		7.37		0.41	4.20	4.20		0.42	6.14			0.50	1.50	3.00	1.32						
QUOTE PROGETTO				140.58	140.65	140.65	140.65	143.14	143.14			148.05	147.96	148.09		148.05	147.96				143.96	143.96	144.01	144.88					

SEZIONE 154

PROGRESSIVA 8900.00

BALLAST	m ²	2.44
FONDAZIONE	m ²	2.78
RILEVATO	m ²	114.92
SUB_BALLAST	m ²	1.04
SCAVO DEI FOSSI	m ²	2.53
STRADELLO	m ²	1.72
SCOTICO	m	28.08
INERBIMENTO	m	23.65

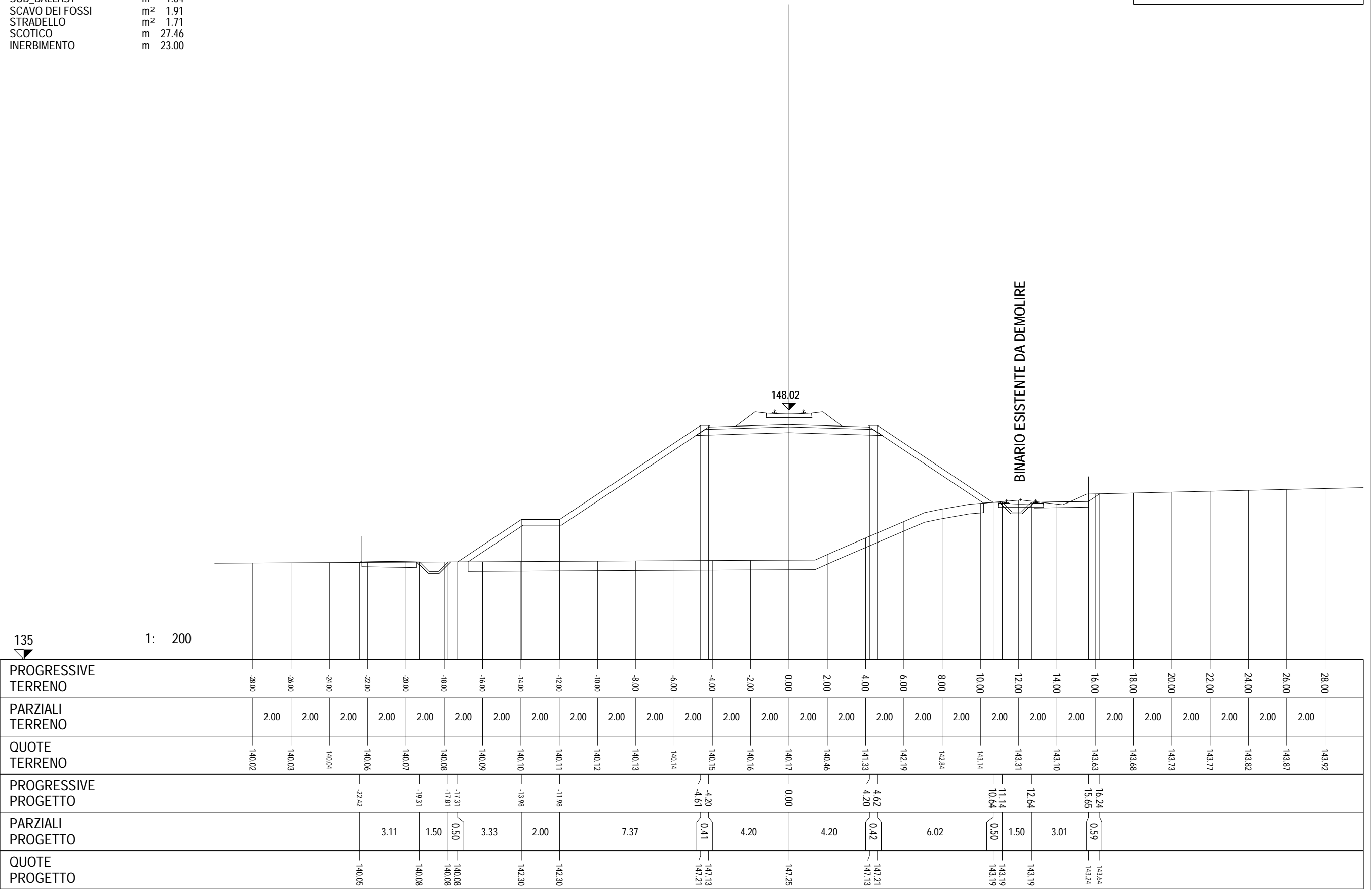


135	1: 200																												
PROGRESSIVE TERRENO	-28.00	-26.00	-24.00	-22.00	-20.00	-18.00	-16.00	-14.00	-12.00	-10.00	-8.00	-6.00	-4.00	-2.00	0.00	2.00	4.00	6.00	8.00	10.00	12.00	14.00	16.00	18.00	20.00	22.00	24.00	26.00	28.00
PARZIALI TERRENO	2.00	2.00	2.00	2.00	2.00	2.00	2.00	2.00	2.00	2.00	2.00	2.00	2.00	2.00	2.00	2.00	2.00	2.00	2.00	2.00	2.00	2.00	2.00	2.00	2.00	2.00	2.00	2.00	2.00
QUOTE TERRENO	140.17	140.19	140.22	140.24	140.26	140.28	140.30	140.32	140.34	140.36	140.38	140.40	140.42	140.44	140.46	140.48	141.43	142.46	143.10	143.40	143.55	143.33	144.25	144.53	144.58	144.63	144.68	144.72	144.77
PROGRESSIVE PROGETTO				-22.79	-19.63	-17.63	-18.13	-13.98	-11.98		-4.61	-4.20	0.00		4.20	4.62	10.86	11.36	12.86	15.86	17.36								
PARZIALI PROGETTO				3.16	1.50	0.50	3.65	2.00		7.37	0.41	4.20	4.20		0.42	6.24	0.50	1.50	3.00	1.50									
QUOTE PROGETTO				140.23	140.28	140.28	140.28	142.72	142.72		147.55	147.55	147.67		147.55	147.63	143.47	143.47	143.47	143.52	144.52								

SEZIONE 155

PROGRESSIVA 8950.00

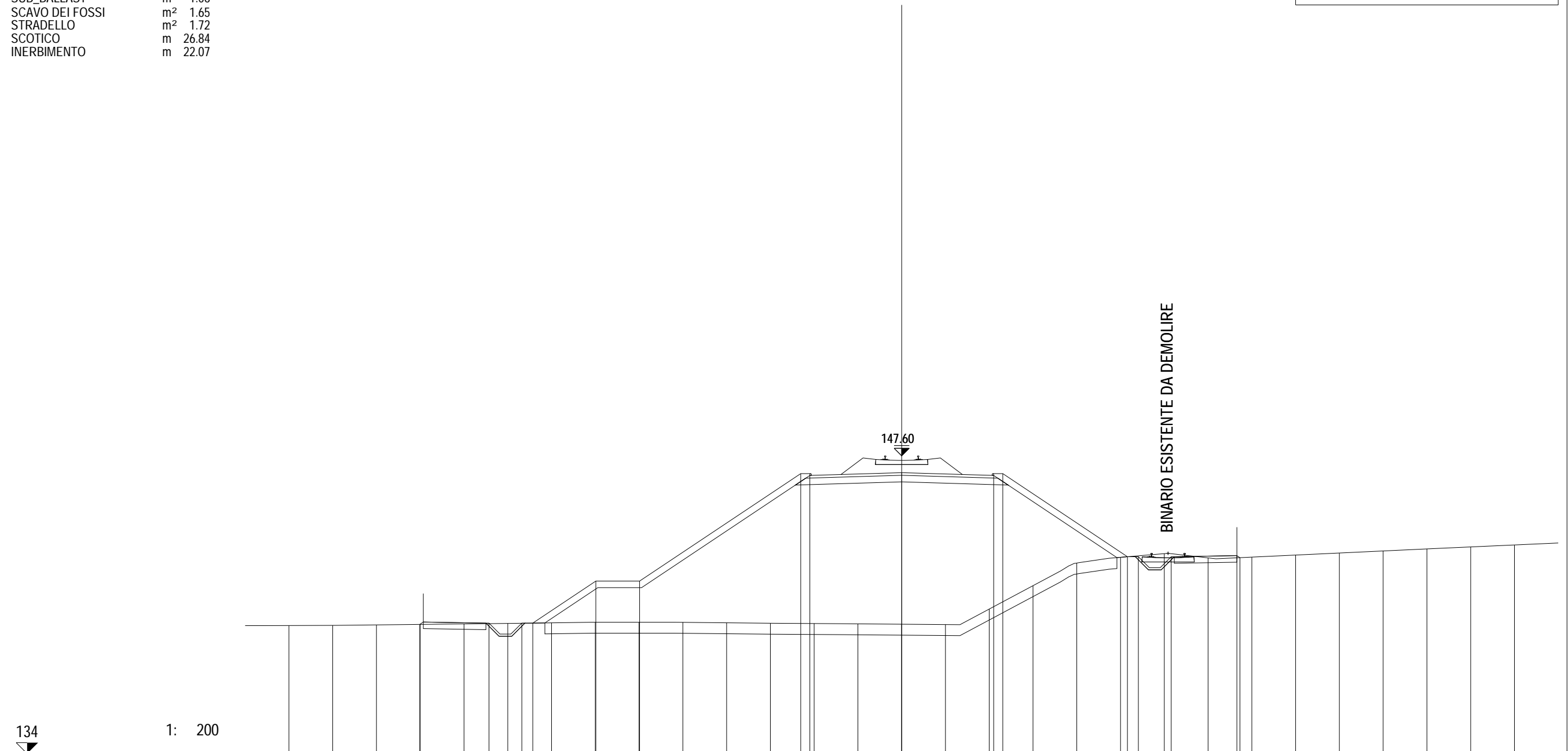
BALLAST	m ²	2.45
FONDAZIONE	m ²	2.78
RILEVATO	m ²	109.70
SUB_BALLAST	m ²	1.04
SCAVO DEI FOSSI	m ²	1.91
STRADELLO	m ²	1.71
SCOTICO	m	27.46
INERBIMENTO	m	23.00



SEZIONE 156

PROGRESSIVA 9000.00

BALLAST	m ²	2.44
FONDAZIONE	m ²	2.76
RILEVATO	m ²	105.71
SUB_BALLAST	m ²	1.06
SCAVO DEI FOSSI	m ²	1.65
STRADELLO	m ²	1.72
SCOTICO	m	26.84
INERBIMENTO	m	22.07

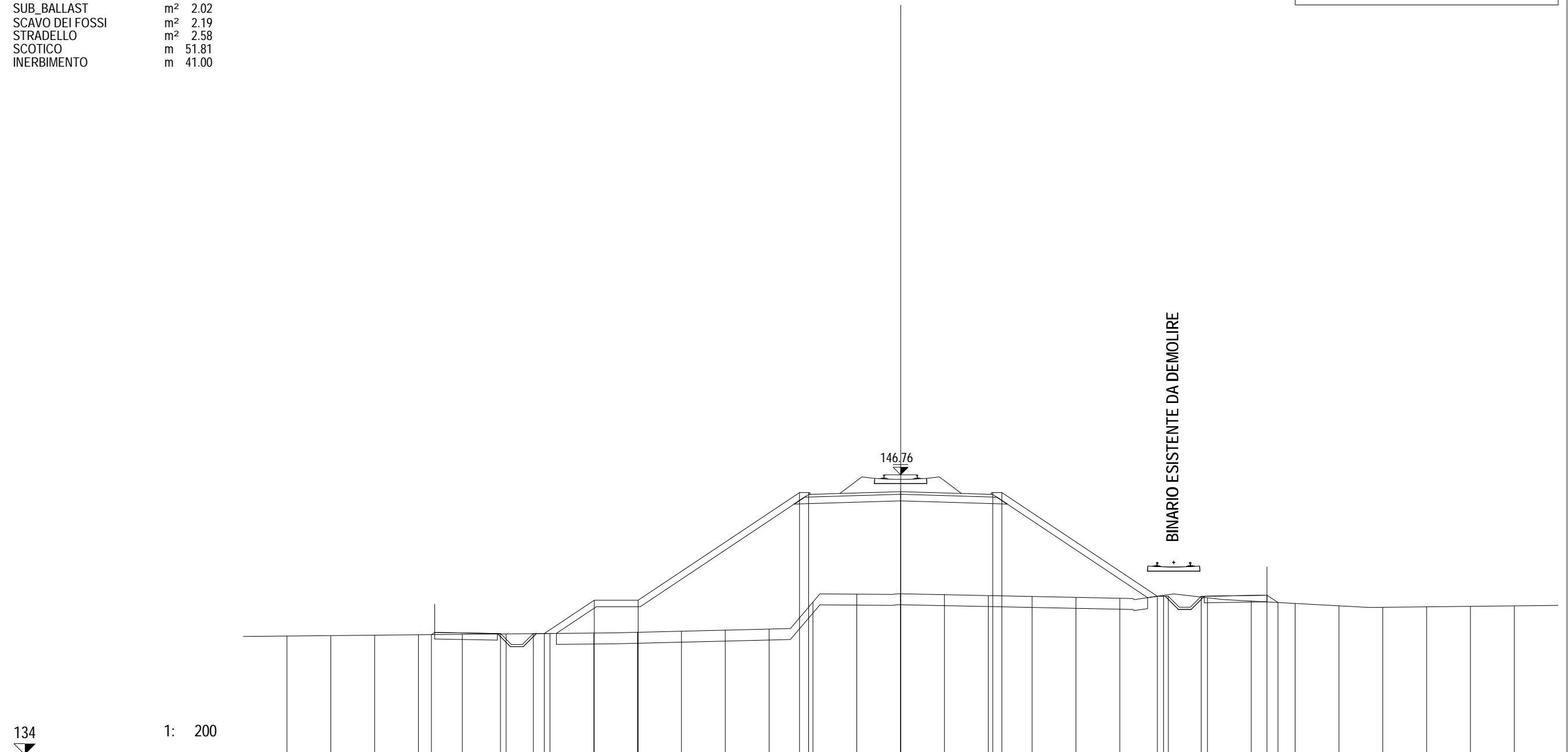


PROGRESSIVE TERRENO	-28.00	-26.00	-24.00	-22.00	-20.00	-18.00	-16.00	-14.00	-12.00	-10.00	-8.00	-6.00	-4.00	-2.00	0.00	2.00	4.00	6.00	8.00	10.00	12.00	14.00	16.00	18.00	20.00	22.00	24.00	26.00	28.00
PARZIALI TERRENO		2.00	2.00	2.00	2.00	2.00	2.00	2.00	2.00	2.00	2.00	2.00	2.00	2.00	2.00	2.00	2.00	2.00	2.00	2.00	2.00	2.00	2.00	2.00	2.00	2.00	2.00	2.00	2.00
QUOTE TERRENO	139.85	139.86	139.88	139.90	139.92	139.95	139.97	140.00	140.00	140.00	139.98	139.96	139.94	139.93	139.91	139.89	140.60	141.67	142.70	142.97	143.13	142.94	142.98	143.07	143.16	143.26	143.35	143.44	143.53
PROGRESSIVE PROGETTO				-22.02		-18.86	-16.86	-13.98	-11.98			-4.61	-4.20	0.00			4.20	4.62		10.82	12.32	15.32	15.46						
PARZIALI PROGETTO				3.16		1.50	0.50	2.88	2.00		7.37	0.41	4.20		4.20		0.42	5.70		0.50	1.50	3.00	0.14						
QUOTE PROGETTO				139.90		139.96	139.96	141.88	141.88			146.71	146.71	146.83			146.79	146.71		142.99	142.99	142.95	143.04						

SEZIONE 158

PROGRESSIVA 9100.00

BALLAST	m ²	4.88
FONDAZIONE	m ²	5.52
RILEVATO	m ²	162.99
SUB_BALLAST	m ²	2.02
SCAVO DEI FOSSI	m ²	2.19
STRADELLO	m ²	2.58
SCOTICO	m	51.81
INERBIMENTO	m	41.00



134

1: 200

PROGRESSIVE TERRENO	-28.00	-26.00	-24.00	-22.00	-20.00	-18.00	-16.00	-14.00	-12.00	-10.00	-8.00	-6.00	-4.00	-2.00	0.00	2.00	4.00	6.00	8.00	10.00	12.00	14.00	16.00	18.00	20.00	22.00	24.00	26.00	28.00
PARZIALI TERRENO		2.00	2.00	2.00	2.00	2.00	2.00	2.00	2.00	2.00	2.00	2.00	2.00	2.00	2.00	2.00	2.00	2.00	2.00	2.00	2.00	2.00	2.00	2.00	2.00	2.00	2.00	2.00	2.00
QUOTE TERRENO	139.41	139.43	139.45	139.47	139.49	139.51	139.53	139.55	139.58	139.63	139.68	139.73	140.96	141.32	141.34	141.30	141.25	141.21	141.17	141.13	141.26	141.15	141.00	140.90	140.79	140.72	140.74	140.76	140.79
PROGRESSIVE PROGETTO				-21.41		-18.26	-16.26	-13.98	-11.98		-4.61	-4.20	0.00		4.20	4.62	4.20				11.71	12.21	13.71		16.72	17.22			
PARZIALI PROGETTO					3.15	1.50	0.50	2.28	2.00		7.37	0.41	4.20		4.20	0.42		7.09			0.50	1.50	3.01	0.50					
QUOTE PROGETTO				139.47		139.52	139.52	141.04	141.04		145.95	145.87	146.00		145.87	145.95		141.22			141.22	141.22	141.22		140.94	141.27			

SEZIONE 159

PROGRESSIVA 9150.00

BALLAST	m ²	2.46
FONDAZIONE	m ²	2.80
RILEVATO	m ²	78.54
SUB_BALLAST	m ²	0.98
SCAVO DEI FOSSI	m ²	1.18
STRADELLO	m ²	1.72
SCOTICO	m	23.86
INERBIMENTO	m	18.51

BINARIO ESISTENTE DA DEMOLIRE

146.35

134


1: 200

PROGRESSIVE TERRENO	-28.00	-26.00	-24.00	-22.00	-20.00	-18.00	-16.00	-14.00	-12.00	-10.00	-8.00	-6.00	-4.00	-2.00	0.00	2.00	4.00	6.00	8.00	10.00	12.00	14.00	16.00	18.00	20.00	22.00	24.00	26.00	28.00
PARZIALI TERRENO		2.00	2.00	2.00	2.00	2.00	2.00	2.00	2.00	2.00	2.00	2.00	2.00	2.00	2.00	2.00	2.00	2.00	2.00	2.00	2.00	2.00	2.00	2.00	2.00	2.00	2.00	2.00	2.00
QUOTE TERRENO	139.89	139.89	139.89	139.89	139.89	139.89	139.89	139.90	139.91	139.92	139.93	139.94	139.95	139.96	139.97	139.98	140.16	141.04	141.97	142.32	142.44	142.36	142.60	142.96	143.01	143.07	143.12	143.18	143.23
PROGRESSIVE PROGETTO					-20.15	-17.07	-15.07	-13.98	-11.98				-4.20	0.00			4.20	4.62	9.16	9.66	11.16	14.16	14.54						
PARZIALI PROGETTO					3.08	1.50	0.50	1.09	2.00		7.37		0.41	4.20		4.20	0.42	4.54	0.50	1.50	3.00	0.38							
QUOTE PROGETTO					139.89	139.90	139.90	140.63	140.63				145.53	145.58			145.53	145.45	142.51	142.51	142.51	142.30	142.56						

SEZIONE 160

PROGRESSIVA 9200.00

BALLAST	m ²	2.45
FONDAZIONE	m ²	2.76
RILEVATO	m ²	76.69
SUB_BALLAST	m ²	1.04
SCAVO DEI FOSSI	m ²	4.23
STRADELLO	m ²	1.72
SCOTICO	m	23.60
INERBIMENTO	m	18.17



SEZIONE 161

PROGRESSIVA 9250.00

BALLAST	m ²	2.45
FONDAZIONE	m ²	2.76
RILEVATO	m ²	69.23
SUB_BALLAST	m ²	1.00
SCAVO DEI FOSSI	m ²	3.66
STRADELLO	m ²	1.72
SCOTICO	m	23.00
INERBIMENTO	m	17.34

BINARIO ESISTENTE DA DEMOLIRE

145.72

134

1: 200

PROGRESSIVE TERRENO	-28.00	-26.00	-24.00	-22.00	-20.00	-18.00	-16.00	-14.00	-12.00	-10.00	-8.00	-6.00	-4.00	-2.00	0.00	2.00	4.00	6.00	8.00	10.00	12.00	14.00	16.00	18.00	20.00	22.00	24.00	26.00	28.00	
PARZIALI TERRENO		2.00	2.00	2.00	2.00	2.00	2.00	2.00	2.00	2.00	2.00	2.00	2.00	2.00	2.00	2.00	2.00	2.00	2.00	2.00	2.00	2.00	2.00	2.00	2.00	2.00	2.00	2.00	2.00	
QUOTE TERRENO	139.33	139.40	139.47	139.54	139.60	139.58	139.59	139.59	139.60	139.62	139.62	139.67	139.70	139.74	139.77	139.80	139.80	141.09	141.99	142.29	142.89	142.87	142.43	142.05	141.09	140.55	140.46	140.39	140.35	
PROGRESSIVE PROGETTO					-19.65		-16.58	-13.98	-11.98				-4.20	0.00		4.61	4.62	4.62	8.67	9.17	10.67	13.67	14.29							
PARZIALI PROGETTO						3.07	1.50	0.60	2.00		7.37		0.41	4.20		4.20	0.42	4.05	0.50	1.50	3.00	0.62								
QUOTE PROGETTO					139.59		139.59	139.99	139.99				144.82	144.95		144.82	144.90	144.82	142.21	142.21	142.21	142.88								

SEZIONE 162

PROGRESSIVA 9300.00

BALLAST	m ²	2.43
FONDAZIONE	m ²	2.76
RILEVATO	m ²	63.74
SUB_BALLAST	m ²	1.05
SCAVO DEI FOSSI	m ²	6.52
STRADELLO	m ²	1.72
SCOTICO	m	19.06
INERBIMENTO	m	12.76

BINARIO ESISTENTE DA DEMOLIRE

145.59

134

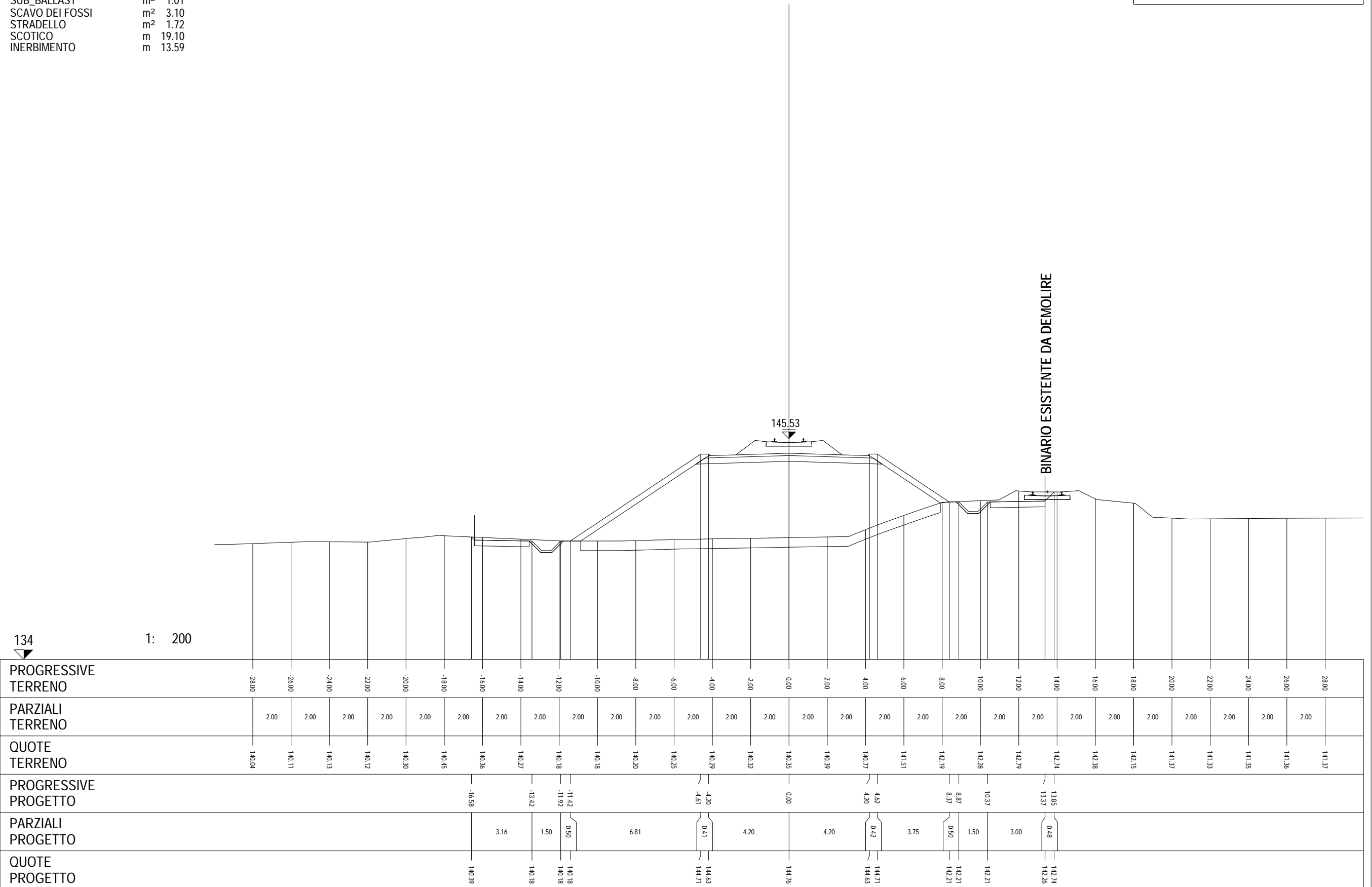
1: 200

PROGRESSIVE TERRENO	-28.00	-26.00	-24.00	-22.00	-20.00	-18.00	-16.00	-14.00	-12.00	-10.00	-8.00	-6.00	-4.00	-2.00	0.00	2.00	4.00	6.00	8.00	10.00	12.00	14.00	16.00	18.00	20.00	22.00	24.00	26.00	28.00	
PARZIALI TERRENO		2.00	2.00	2.00	2.00	2.00	2.00	2.00	2.00	2.00	2.00	2.00	2.00	2.00	2.00	2.00	2.00	2.00	2.00	2.00	2.00	2.00	2.00	2.00	2.00	2.00	2.00	2.00	2.00	
QUOTE TERRENO	142.61	142.31	141.94	141.69	141.84	141.74	141.65	141.55	141.35	140.75	140.15	139.78	139.79	139.79	139.80	139.80	139.94	140.04	141.74	142.24	142.84	142.83	142.33	141.95	140.45	140.18	140.21	140.23	140.25	
PROGRESSIVE PROGETTO							-16.16	-15.45	-12.45	-10.45	-10.95		-4.61	0.00		4.62	4.20		8.64	9.14	10.64	13.65	14.32							
PARZIALI PROGETTO							0.71	3.00	1.50	0.50	5.84		0.41	4.20		0.42	4.02		0.50	1.50	3.01	0.67								
QUOTE PROGETTO							141.65	140.94	140.89	140.89		144.78	144.69	144.82		144.78	144.69		142.09	142.09	142.09	142.14	142.82							

SEZIONE 163

PROGRESSIVA 9350.00

BALLAST	m ²	2.45
FONDAZIONE	m ²	2.78
RILEVATO	m ²	54.04
SUB_BALLAST	m ²	1.01
SCAVO DEI FOSSI	m ²	3.10
STRADELLO	m ²	1.72
SCOTICO	m	19.10
INERBIMENTO	m	13.59



BINARIO ESISTENTE DA DEMOLIRE

145.53

SEZIONE 164

PROGRESSIVA 9378.52

BALLAST	m ²	2.48
FONDAZIONE	m ²	2.76
RILEVATO	m ²	28.48
SUB_BALLAST	m ²	1.04
SCAVO DEI FOSSI	m ²	1.57
STRADELLO	m ²	1.72
SCOTICO	m	15.77
INERBIMENTO	m	9.99

BINARIO ESISTENTE DA DEMOLIRE

145.49

135

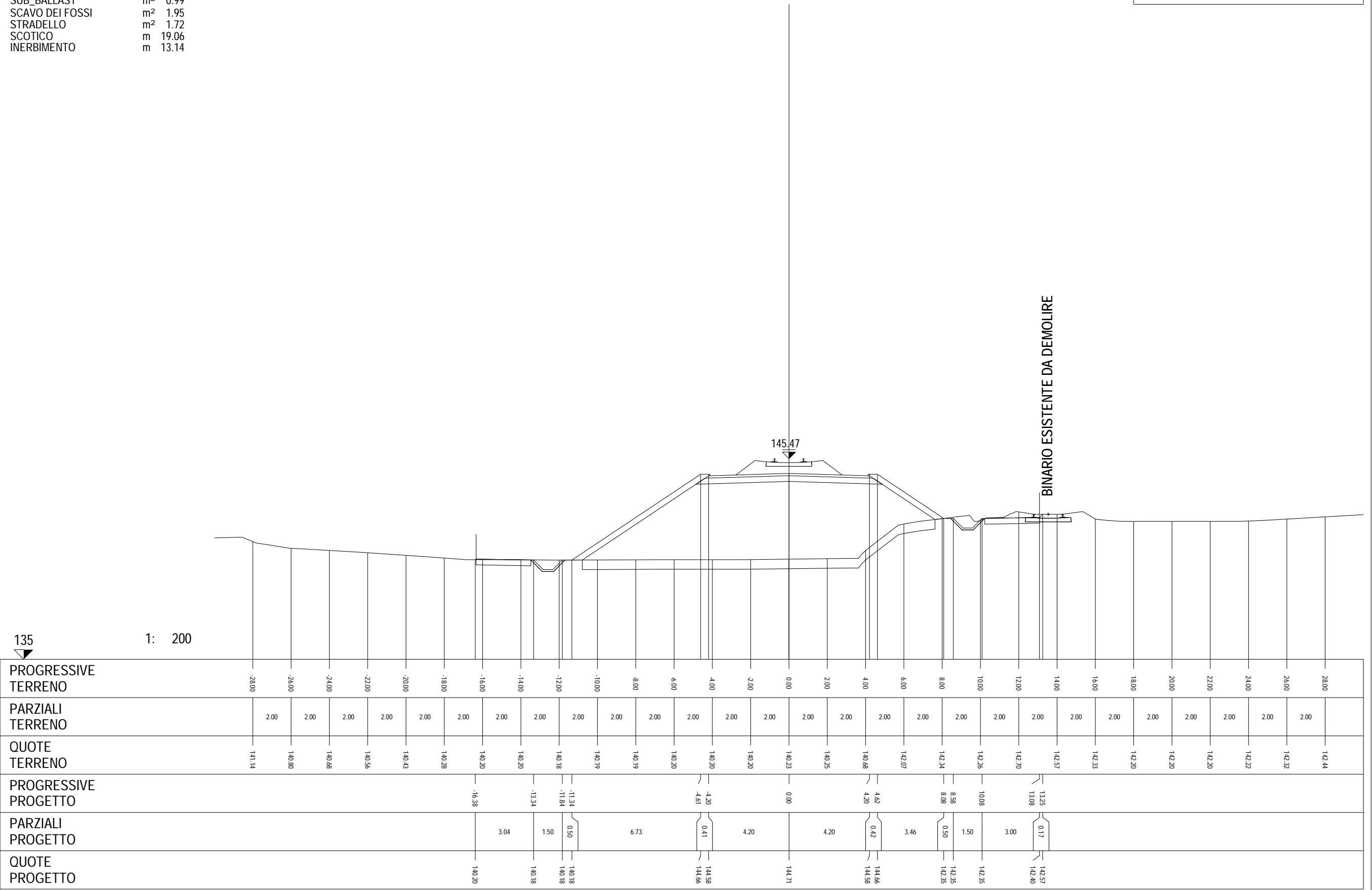
1: 200

PROGRESSIVE TERRENO	-28.00	-26.00	-24.00	-22.00	-20.00	-18.00	-16.00	-14.00	-12.00	-10.00	-8.00	-6.00	-4.00	-2.00	0.00	2.00	4.00	6.00	8.00	10.00	12.00	14.00	16.00	18.00	20.00	22.00	24.00	26.00	28.00	
PARZIALI TERRENO		2.00	2.00	2.00	2.00	2.00	2.00	2.00	2.00	2.00	2.00	2.00	2.00	2.00	2.00	2.00	2.00	2.00	2.00	2.00	2.00	2.00	2.00	2.00	2.00	2.00	2.00	2.00	2.00	
QUOTE TERRENO	141.08	141.20	141.28	141.36	141.44	141.53	141.60	141.67	141.71	141.74	141.77	141.79	141.82	141.88	141.95	142.02	142.17	142.41	142.58	142.53	142.76	142.67	142.38	141.03	140.52	142.05	142.28	142.38	142.47	
PROGRESSIVE PROGETTO							-14.01	-14.22	-11.00	-9.50	-9.00	-4.61	-4.20	0.00	4.20	4.62	7.79	8.29	9.79	12.79	12.84									
PARZIALI PROGETTO							0.21	3.01	1.50	0.50	4.39	0.41	4.20	4.20	0.42	3.17	0.50	1.50	3.00	0.05										
QUOTE PROGETTO							141.66	141.80	141.75	141.75	141.75	144.68	144.60	144.72	144.60	144.68	142.57	142.57	142.57	142.57	142.67	142.62								

SEZIONE 165

PROGRESSIVA 9393.52


BALLAST	m ²	2.46
FONDAZIONE	m ²	2.78
RILEVATO	m ²	53.00
SUB_BALLAST	m ²	0.99
SCAVO DEI FOSSI	m ²	1.95
STRADELLO	m ²	1.72
SCOTICO	m	19.06
INERBIMENTO	m	13.14



SEZIONE 166

PROGRESSIVA 9450.00


BALLAST	m ²	2.43
FONDAZIONE	m ²	2.80
RILEVATO	m ²	62.49
SUB_BALLAST	m ²	1.03
SCAVO DEI FOSSI	m ²	3.35
STRADELLO	m ²	1.72
SCOTICO	m	20.39
INERBIMENTO	m	17.59



SEZIONE 167

PROGRESSIVA 9500.00


BALLAST	m ²	4.22
FONDAZIONE	m ²	3.96
RILEVATO	m ²	88.56
SUB_BALLAST	m ²	1.52
SCAVO DEI FOSSI	m ²	1.38
STRADELLO	m ²	1.71
SCOTICO	m	27.65
INERBIMENTO	m	18.53



SEZIONE 168

PROGRESSIVA 9550.00

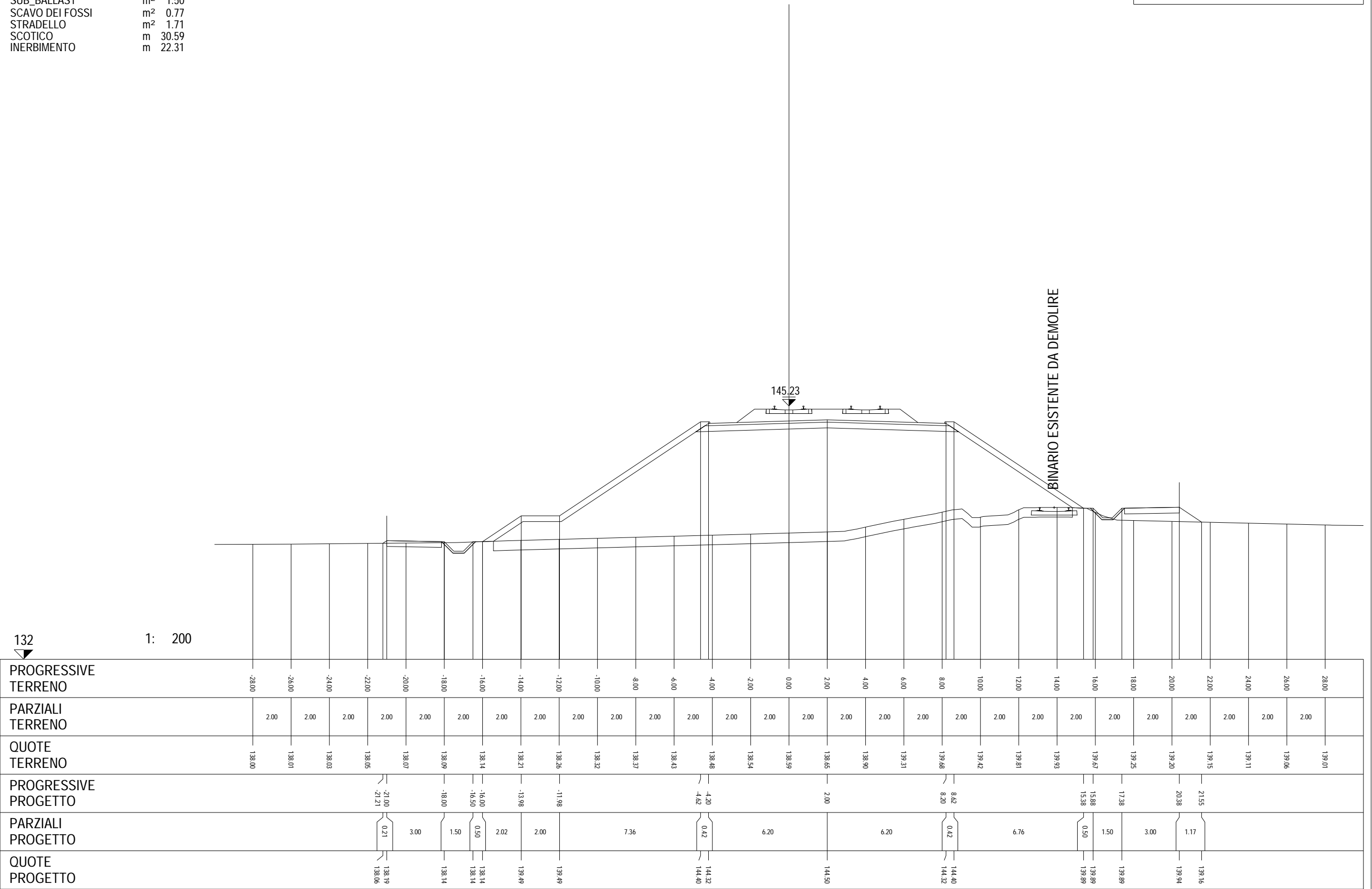
BALLAST	m ²	4.24
FONDAZIONE	m ²	3.96
RILEVATO	m ²	100.82
SUB_BALLAST	m ²	1.52
SCAVO DEI FOSSI	m ²	1.17
STRADELLO	m ²	1.71
SCOTICO	m	29.14
INERBIMENTO	m	20.51



SEZIONE 169

PROGRESSIVA 9600.00


BALLAST	m ²	4.24
FONDAZIONE	m ²	3.97
RILEVATO	m ²	107.88
SUB_BALLAST	m ²	1.50
SCAVO DEI FOSSI	m ²	0.77
STRADELLO	m ²	1.71
SCOTICO	m	30.59
INERBIMENTO	m	22.31



SEZIONE 170

PROGRESSIVA 9650.00

BALLAST	m ²	4.20
FONDAZIONE	m ²	3.98
RILEVATO	m ²	121.99
SUB_BALLAST	m ²	1.54
SCAVO DEI FOSSI	m ²	1.31
STRADELLO	m ²	1.72
SCOTICO	m	35.05
INERBIMENTO	m	27.38



SEZIONE 171

PROGRESSIVA 9700.00

BALLAST	m ²	4.20
FONDAZIONE	m ²	3.98
RILEVATO	m ²	135.64
SUB_BALLAST	m ²	1.52
SCAVO DEI FOSSI	m ²	1.80
STRADELLO	m ²	1.72
SCOTICO	m	36.38
INERBIMENTO	m	28.17

BINARIO ESISTENTE DA DEMOLIRE

145.11

132

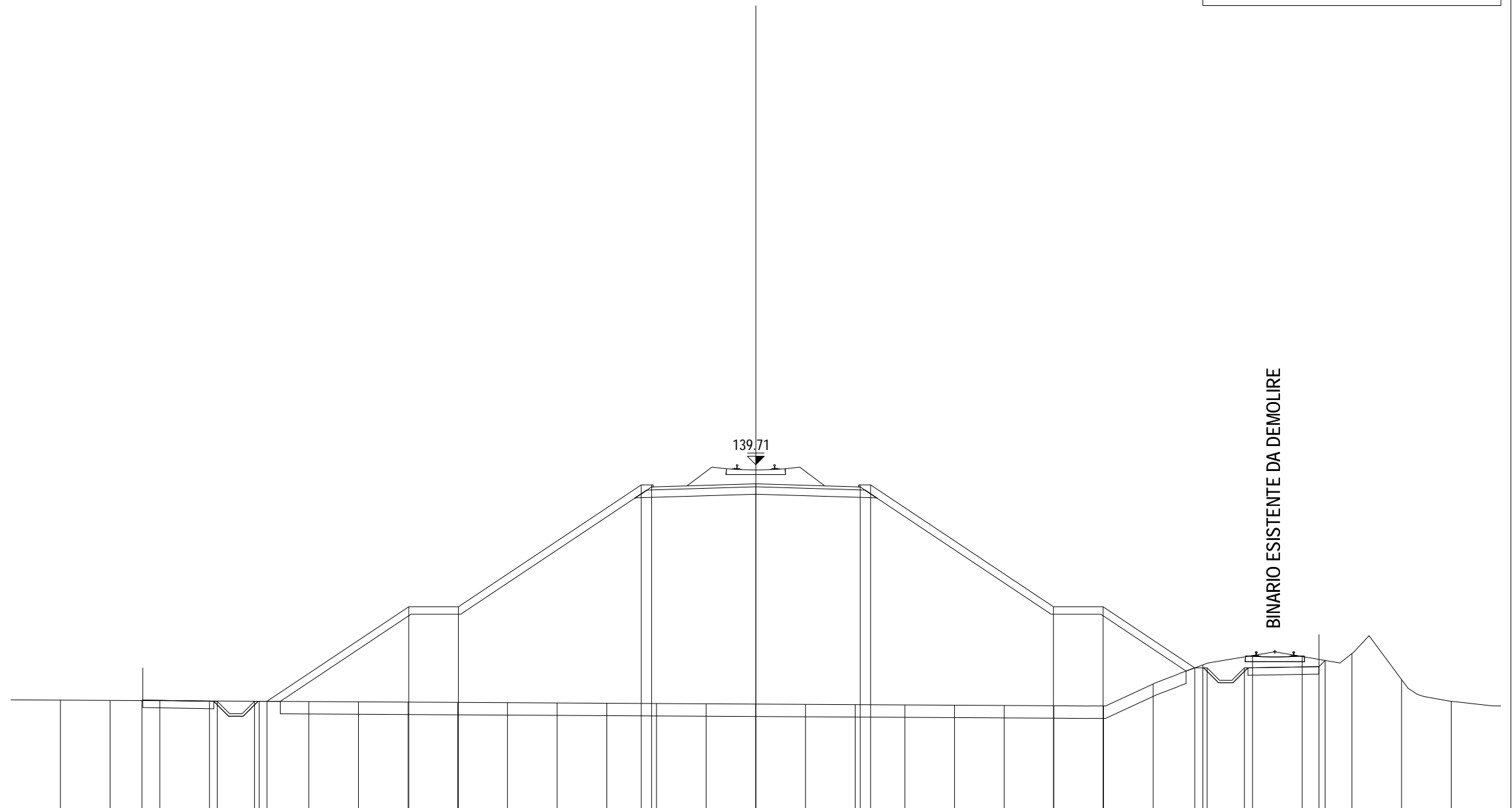
1: 200

PROGRESSIVE TERRENO	-28.00	-26.00	-24.00	-22.00	-20.00	-18.00	-16.00	-14.00	-12.00	-10.00	-8.00	-6.00	-4.00	-2.00	0.00	2.00	4.00	6.00	8.00	10.00	12.00	14.00	16.00	18.00	20.00	22.00	24.00	26.00	28.00
PARZIALI TERRENO		2.00	2.00	2.00	2.00	2.00	2.00	2.00	2.00	2.00	2.00	2.00	2.00	2.00	2.00	2.00	2.00	2.00	2.00	2.00	2.00	2.00	2.00	2.00	2.00	2.00	2.00	2.00	2.00
QUOTE TERRENO	137.86	137.86	137.83	137.75	137.66	137.59	137.51	137.44	137.40	137.39	137.39	137.39	137.35	137.33	137.39	137.81	138.47	138.56	138.71	138.71	138.70	138.68	138.41	138.15	138.11	138.07	137.43	137.66	137.61
PROGRESSIVE PROGETTO				-21.73	-21.96	-18.73	-16.73	-17.23	-13.98	-11.98		-4.62	2.00			8.62	8.20			15.98	17.98	20.37	19.87	21.87		24.87	25.64		
PARZIALI PROGETTO				0.23	3.00	1.50	0.50	2.75	2.00		7.36	0.42	6.20		6.20	0.42	7.36			2.00	1.89	0.50	1.50	3.00		0.77			
QUOTE PROGETTO				137.59	137.74	137.54	137.54	137.54	139.37	139.37		144.20	144.20	144.38		144.28	144.20			139.37	139.37	138.11	138.11	138.11		138.16	137.65		

SEZIONE 174

PROGRESSIVA 10926.81

BALLAST	m ²	2.49
FONDAZIONE	m ²	2.78
RILEVATO	m ²	195.30
SUB_BALLAST	m ²	0.98
SCAVO DEI FOSSI	m ²	3.47
STRADELLO	m ²	1.71
SCOTICO	m	36.77
INERBIMENTO	m	33.89



124

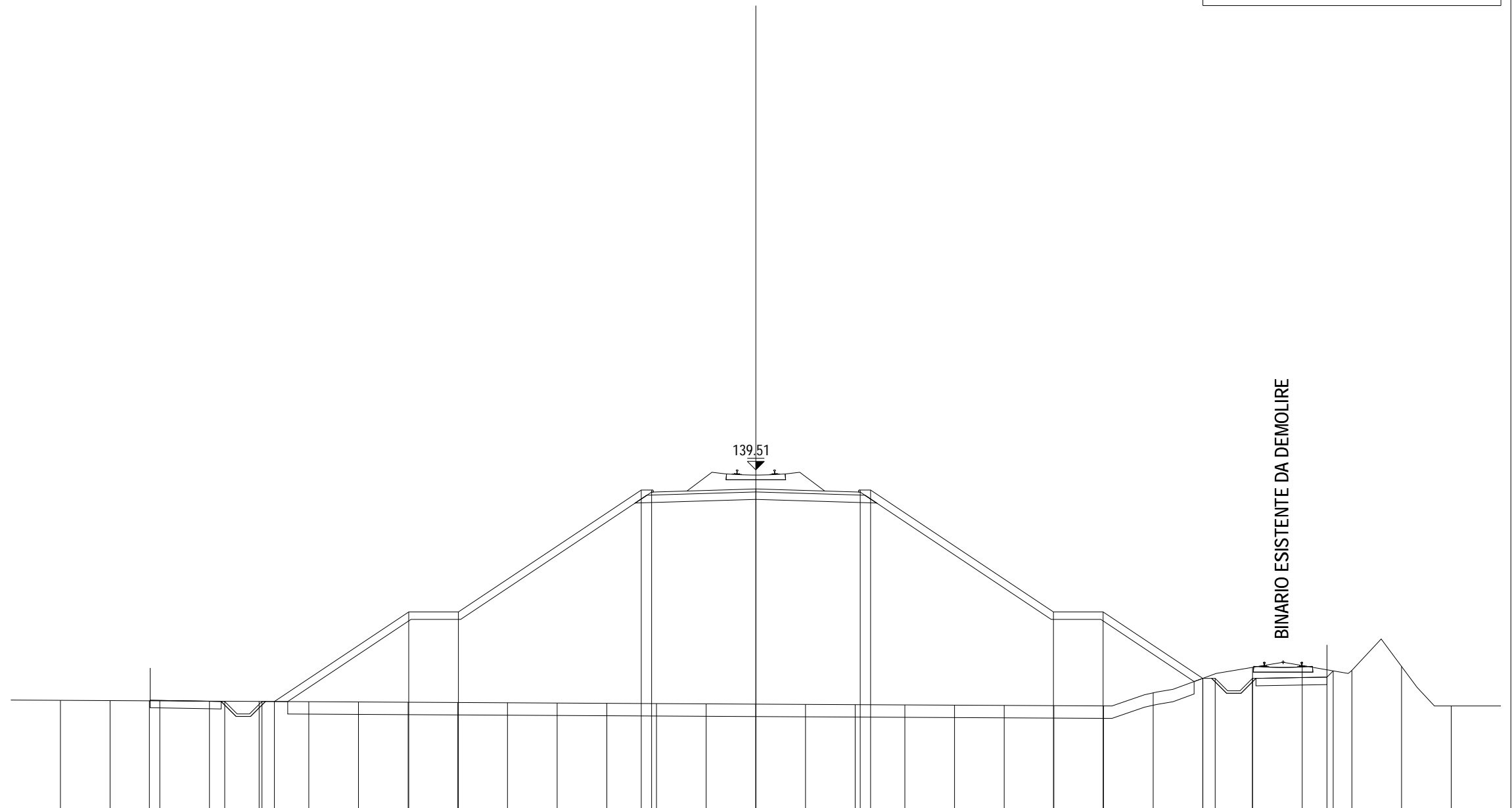
1: 200

PROGRESSIVE TERRENO	-28.00	-26.00	-24.00	-22.00	-20.00	-18.00	-16.00	-14.00	-12.00	-10.00	-8.00	-6.00	-4.00	-2.00	0.00	2.00	4.00	6.00	8.00	10.00	12.00	14.00	16.00	18.00	20.00	22.00	24.00	26.00	28.00
PARZIALI TERRENO		2.00	2.00	2.00	2.00	2.00	2.00	2.00	2.00	2.00	2.00	2.00	2.00	2.00	2.00	2.00	2.00	2.00	2.00	2.00	2.00	2.00	2.00	2.00	2.00	2.00	2.00	2.00	2.00
QUOTE TERRENO	130.23	130.22	130.21	130.20	130.19	130.18	130.17	130.15	130.14	130.13	130.12	130.11	130.10	130.09	130.08	130.06	130.05	130.04	130.03	130.02	130.01	130.00	130.99	131.05	132.03	131.99	132.11	131.06	130.19
PROGRESSIVE PROGETTO			-24.72	-21.68	-20.18	-19.68	-13.98	-11.98		-4.20		-4.61		0.00		4.20	4.62				11.98	13.98		17.67	18.17	19.67	22.67	22.97	
PARZIALI PROGETTO			3.04	1.50	0.50	5.70	2.00		7.37	0.41	4.20		4.20		4.20	0.42	7.36		2.00	3.69	0.50	1.50	3.00	0.25					
QUOTE PROGETTO		130.22	130.19	130.19	130.19	130.19	133.99	133.99		138.82	138.82	138.90		138.94		138.82	138.90				133.99	133.99		131.53	131.53	131.53	131.83	131.83	

SEZIONE 175

PROGRESSIVA 10950.00

BALLAST	m ²	2.44
FONDAZIONE	m ²	2.82
RILEVATO	m ²	189.01
SUB_BALLAST	m ²	1.00
SCAVO DEI FOSSI	m ²	3.47
STRADELLO	m ²	1.72
SCOTICO	m	36.65
INERBIMENTO	m	33.92



124

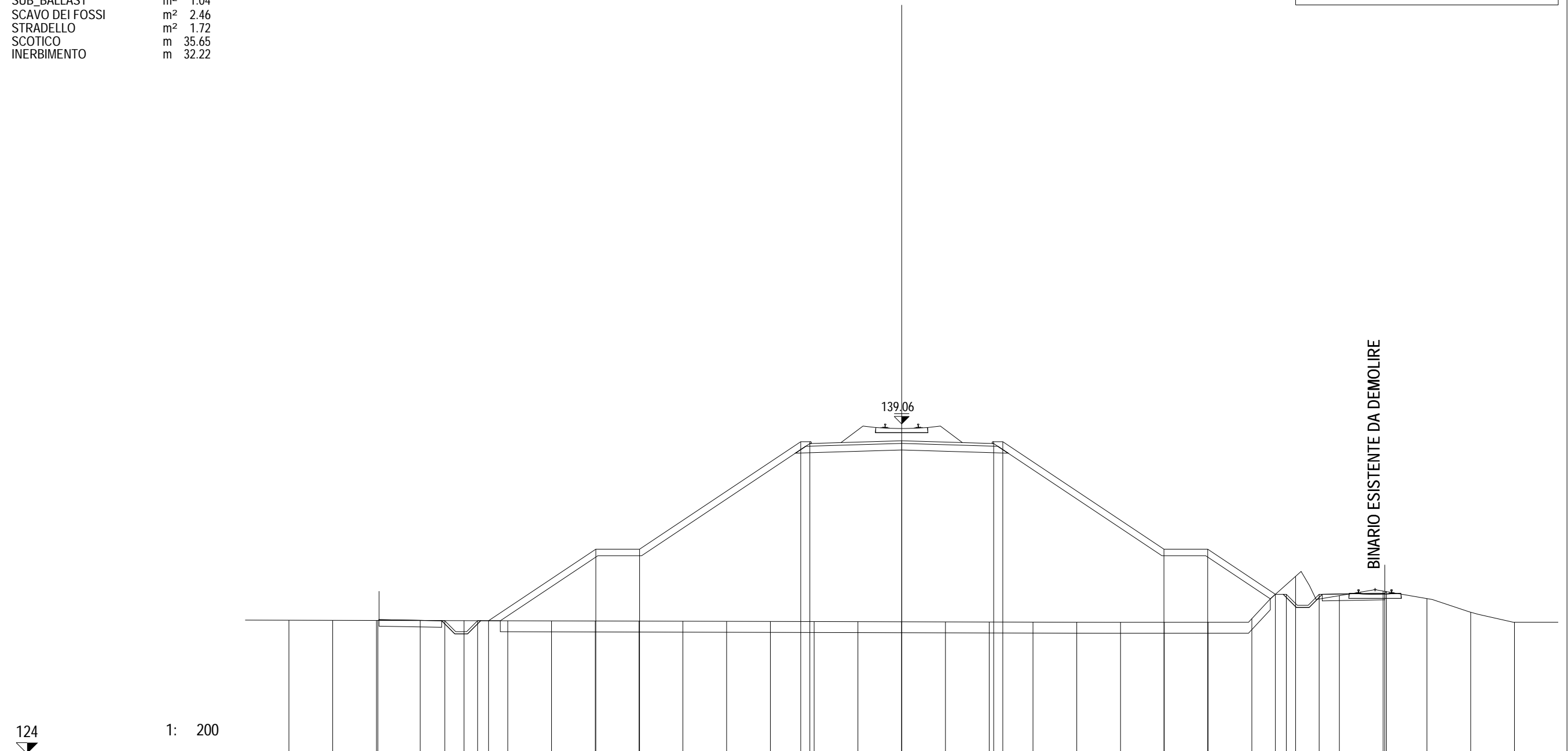
1: 200

PROGRESSIVE TERRENO	-2800	-2600	-2400	-2200	-2000	-1800	-1600	-1400	-1200	-1000	-800	-600	-400	-200	000	200	400	600	800	1000	1200	1400	1600	1800	2000	2200	2400	2600	2800
PARZIALI TERRENO		2.00	2.00	2.00	2.00	2.00	2.00	2.00	2.00	2.00	2.00	2.00	2.00	2.00	2.00	2.00	2.00	2.00	2.00	2.00	2.00	2.00	2.00	2.00	2.00	2.00	2.00	2.00	2.00
QUOTE TERRENO	130.23	130.22	130.20	130.19	130.18	130.17	130.16	130.15	130.14	130.13	130.12	130.11	130.10	130.08	130.07	130.06	130.05	130.04	130.03	130.02	130.01	130.00	130.53	131.11	131.55	131.63	131.43	131.59	130.00
PROGRESSIVE PROGETTO		-24.42	-21.39	-19.39	-19.89	-13.98	-11.98	-4.20	0.00	4.20	4.20	11.98	13.98	18.50	20.00	23.00	23.25												
PARZIALI PROGETTO			3.03	1.50	0.50	5.41	2.00	7.37	0.41	4.20	4.20	0.42	7.36	2.00	4.02	0.50	1.50	3.00	0.25										
QUOTE PROGETTO		130.21	130.18	130.18	130.18	133.79	133.79	138.61	138.74	138.61	138.69	133.79	133.79	131.11	131.11	131.11	131.16	131.41											

SEZIONE 176

PROGRESSIVA 11000.00

BALLAST	m ²	2.44
FONDAZIONE	m ²	2.80
RILEVATO	m ²	175.11
SUB_BALLAST	m ²	1.04
SCAVO DEI FOSSI	m ²	2.46
STRADELLO	m ²	1.72
SCOTICO	m	35.65
INERBIMENTO	m	32.22



124

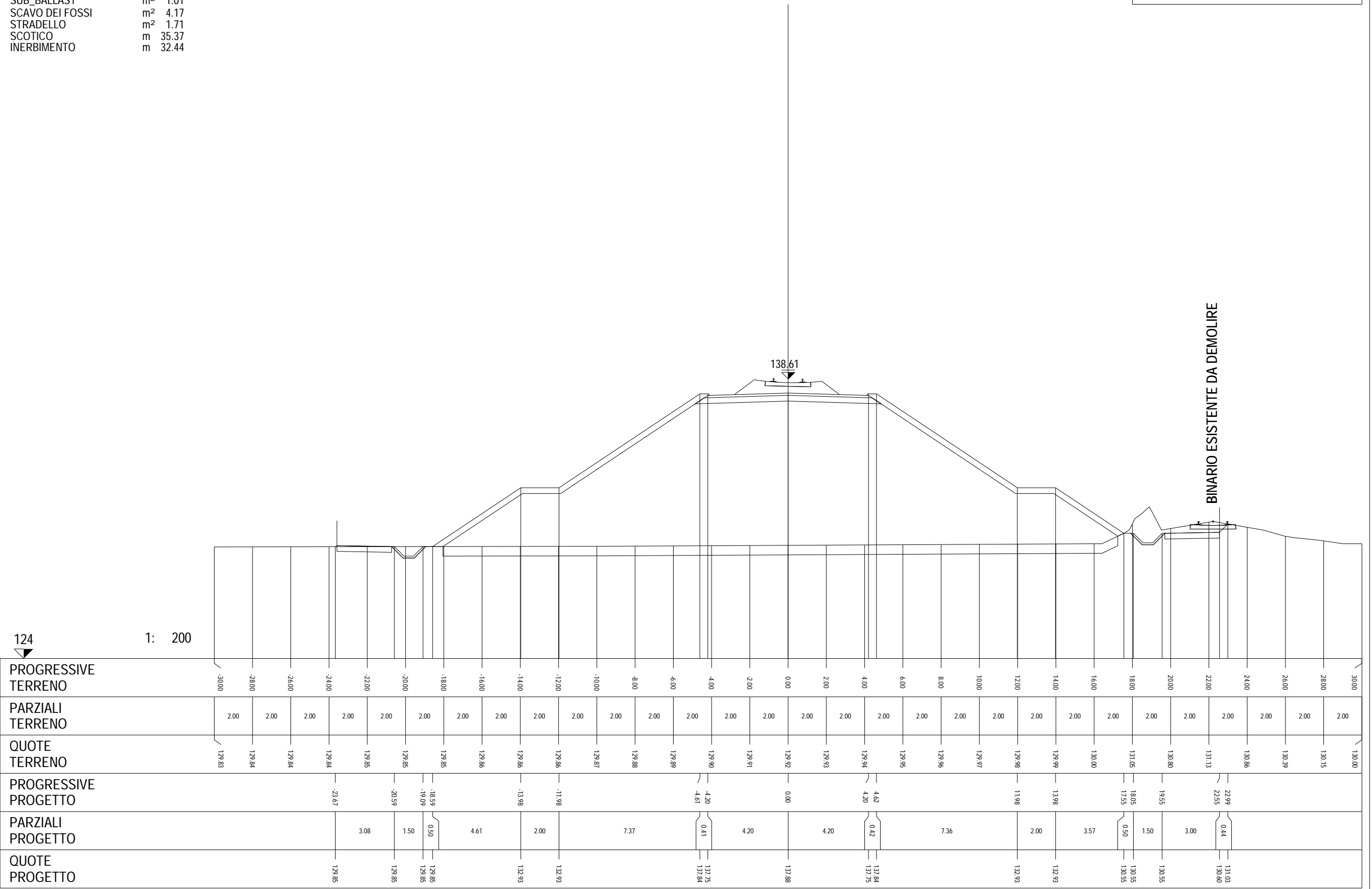
1: 200

PROGRESSIVE TERRENO	-28.00	-26.00	-24.00	-22.00	-20.00	-18.00	-16.00	-14.00	-12.00	-10.00	-8.00	-6.00	-4.00	-2.00	0.00	2.00	4.00	6.00	8.00	10.00	12.00	14.00	16.00	18.00	20.00	22.00	24.00	26.00	28.00
PARZIALI TERRENO		2.00	2.00	2.00	2.00	2.00	2.00	2.00	2.00	2.00	2.00	2.00	2.00	2.00	2.00	2.00	2.00	2.00	2.00	2.00	2.00	2.00	2.00	2.00	2.00	2.00	2.00	2.00	2.00
QUOTE TERRENO	130.09	130.09	130.08	130.08	130.07	130.07	130.06	130.06	130.05	130.05	130.04	130.04	130.03	130.03	130.02	130.02	130.01	130.01	130.00	130.00	130.00	130.00	130.16	132.10	131.22	131.43	131.08	130.46	130.00
PROGRESSIVE PROGETTO			-23.94		-20.88	-18.88	-19.38	-13.98	-11.98		-4.61	-4.20	0.00		4.20	4.62	4.20			11.98	13.98		17.08	17.58	19.08	22.15	22.08		
PARZIALI PROGETTO				3.06	1.50	0.50	4.90	2.00		7.37	0.41	4.20		4.20	0.42	7.36		2.00		3.10	0.50	1.50	3.00	0.07					
QUOTE PROGETTO			130.08	130.07	130.07	130.07	133.34	133.34		138.25	138.16	138.29		138.16	138.25	133.34	133.34			131.28	131.28	131.28	131.28	131.33	131.40				

SEZIONE 177

PROGRESSIVA 11050.00

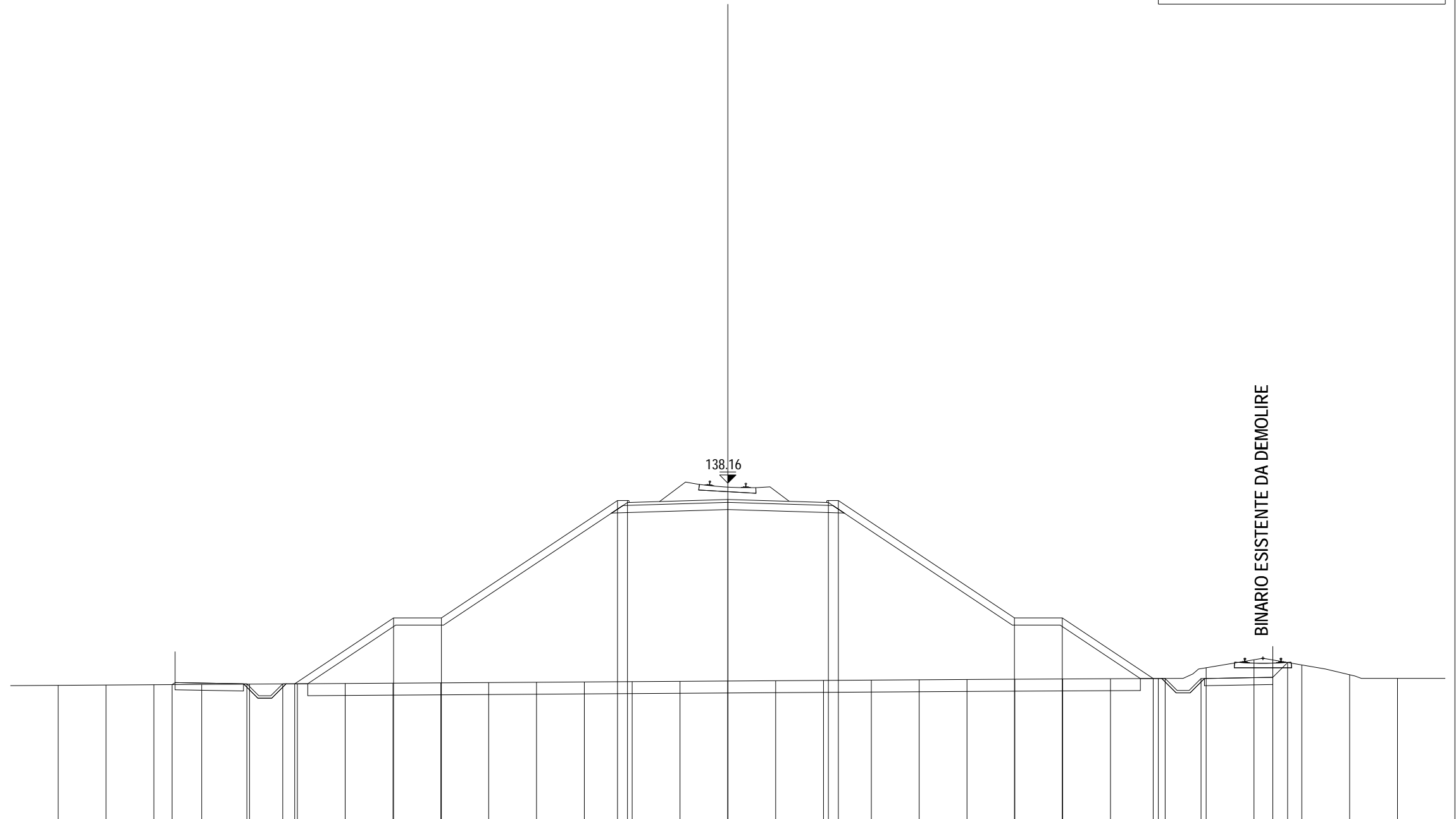
BALLAST	m ²	2.33
FONDAZIONE	m ²	2.78
RILEVATO	m ²	165.21
SUB_BALLAST	m ²	1.01
SCAVO DEI FOSSI	m ²	4.17
STRADELLO	m ²	1.71
SCOTICO	m	35.37
INERBIMENTO	m	32.44



SEZIONE 178

PROGRESSIVA 11100.00

BALLAST	m ²	2.23
FONDAZIONE	m ²	2.78
RILEVATO	m ²	152.43
SUB_BALLAST	m ²	1.05
SCAVO DEI FOSSI	m ²	3.72
STRADELLO	m ²	1.71
SCOTICO	m	34.81
INERBIMENTO	m	32.16



124

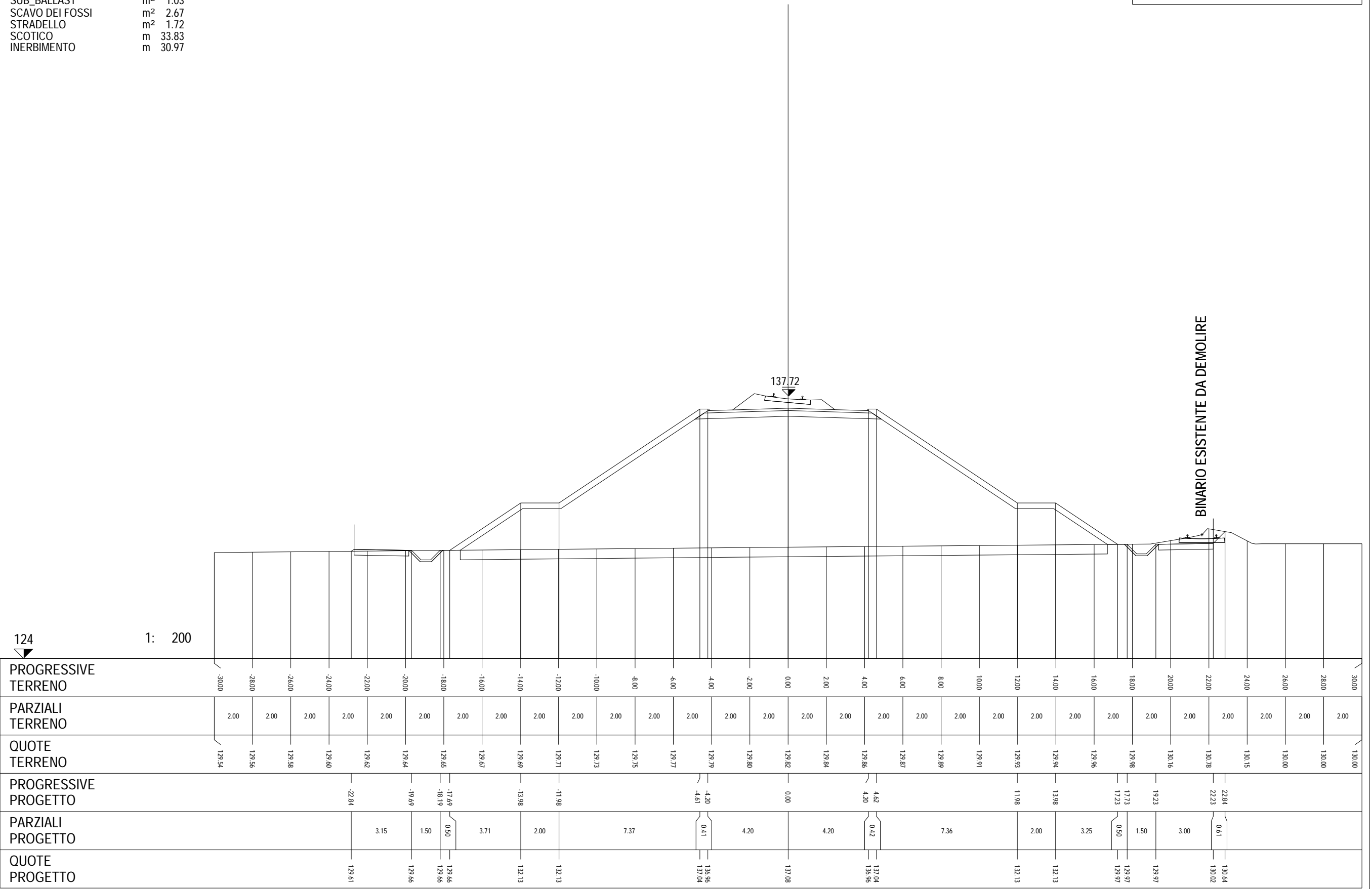
1: 200

PROGRESSIVE TERRENO	-28.00	-26.00	-24.00	-22.00	-20.00	-18.00	-16.00	-14.00	-12.00	-10.00	-8.00	-6.00	-4.00	-2.00	0.00	2.00	4.00	6.00	8.00	10.00	12.00	14.00	16.00	18.00	20.00	22.00	24.00	26.00	28.00
PARZIALI TERRENO		2.00	2.00	2.00	2.00	2.00	2.00	2.00	2.00	2.00	2.00	2.00	2.00	2.00	2.00	2.00	2.00	2.00	2.00	2.00	2.00	2.00	2.00	2.00	2.00	2.00	2.00	2.00	2.00
QUOTE TERRENO	129.71	129.72	129.73	129.75	129.76	129.77	129.79	129.80	129.81	129.83	129.84	129.85	129.86	129.88	129.89	129.90	129.92	129.93	129.94	129.95	129.97	129.98	129.99	130.00	130.04	130.08	130.15	130.16	130.00
PROGRESSIVE PROGETTO			-23.24		-20.11	-18.11	-18.61	-13.98	-11.98			-4.61	-4.20		0.00		4.62	4.20			11.98	13.98		18.29	19.79		22.79	23.41	
PARZIALI PROGETTO				3.13	1.50	0.50	4.13	2.00			7.37	0.41	4.20		4.20		0.42	7.36			2.00	3.81		0.50	1.50	3.00	0.62		
QUOTE PROGETTO			129.74		129.77	129.77	129.77	132.53	132.53			137.36	137.44		137.48		137.44	137.36			132.53	132.53		129.99	129.99		130.04	130.66	

SEZIONE 179

PROGRESSIVA 11150.00

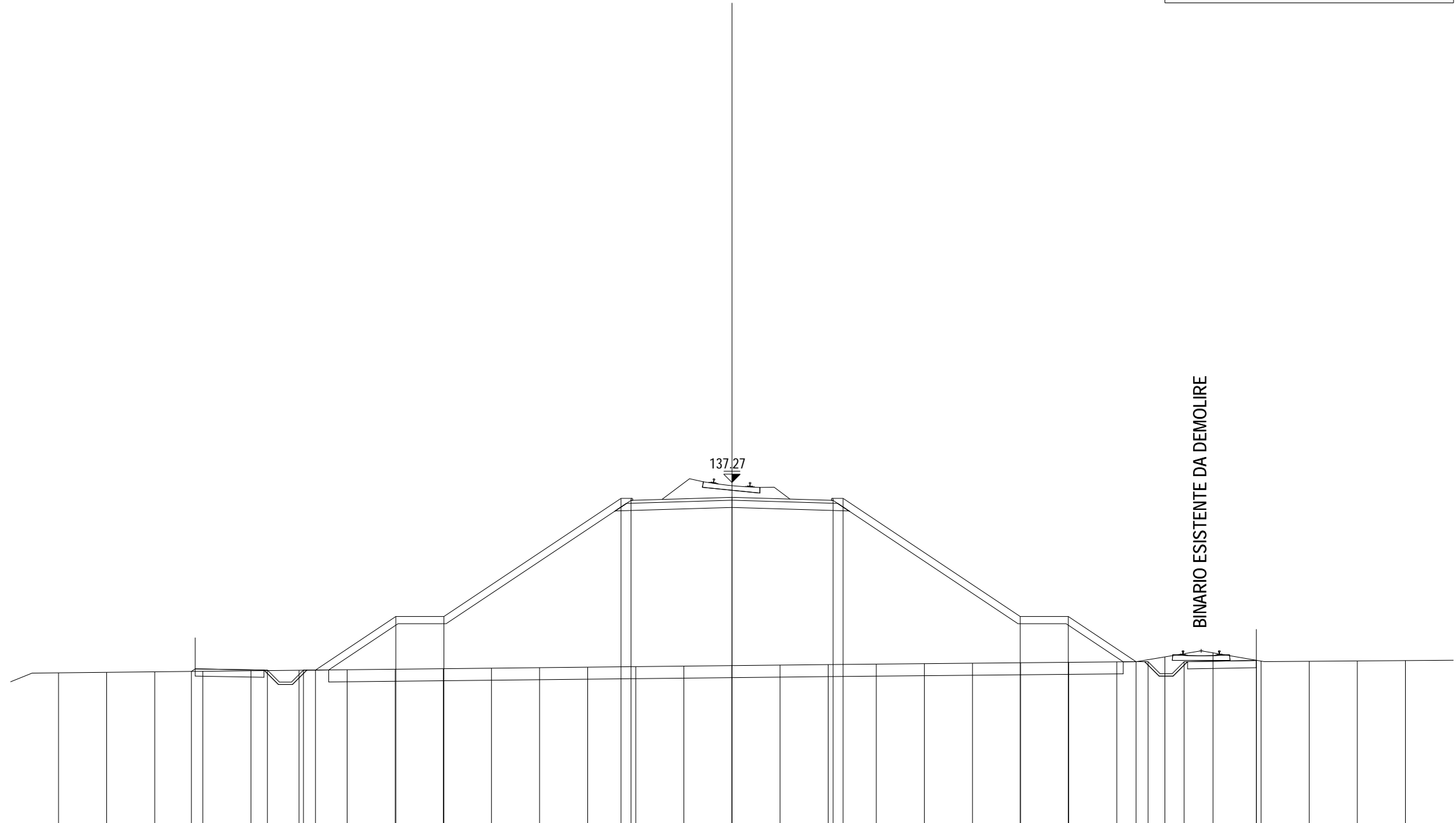
BALLAST	m ²	2.12
FONDAZIONE	m ²	2.78
RILEVATO	m ²	141.25
SUB_BALLAST	m ²	1.03
SCAVO DEI FOSSI	m ²	2.67
STRADELLO	m ²	1.72
SCOTICO	m	33.83
INERBIMENTO	m	30.97



SEZIONE 180

PROGRESSIVA 11200.00

BALLAST	m ²	2.07
FONDAZIONE	m ²	2.78
RILEVATO	m ²	132.16
SUB_BALLAST	m ²	1.03
SCAVO DEI FOSSI	m ²	2.53
STRADELLO	m ²	1.72
SCOTICO	m	33.04
INERBIMENTO	m	30.02



1: 200

123

PROGRESSIVE TERRENO	-2800	-2600	-2400	-2200	-2000	-1800	-1600	-1400	-1200	-1000	-800	-600	-400	-200	000	200	400	600	800	1000	1200	1400	1600	1800	2000	2200	2400	2600	2800						
PARZIALI TERRENO		2.00	2.00	2.00	2.00	2.00	2.00	2.00	2.00	2.00	2.00	2.00	2.00	2.00	2.00	2.00	2.00	2.00	2.00	2.00	2.00	2.00	2.00	2.00	2.00	2.00	2.00	2.00	2.00						
QUOTE TERRENO	129.36	129.38	129.40	129.42	129.44	129.47	129.49	129.51	129.53	129.55	129.57	129.60	129.62	129.64	129.66	129.68	129.70	129.72	129.74	129.76	129.78	129.80	129.82	130.02	130.19	129.95	129.84	129.65	129.87						
PROGRESSIVE PROGETTO				-22.48		-19.32		-17.32		-13.98		-11.98		-4.61		0.00		4.62		4.20		11.98		13.98		16.80		18.80		21.81					
PARZIALI PROGETTO					3.16		1.50		0.50		3.34		2.00		7.37		0.41		4.20		4.20		7.36		2.00		2.82		0.50		1.50		3.00		0.01
QUOTE PROGETTO				129.42		129.47		129.47		129.47		131.70		131.70		136.65		136.61		136.53		136.53		131.70		131.70		129.82		129.82		129.82		129.88	

SEZIONE 181

PROGRESSIVA 11250.00

BALLAST	m ²	2.07
FONDAZIONE	m ²	2.76
RILEVATO	m ²	115.56
SUB_BALLAST	m ²	1.08
SCAVO DEI FOSSI	m ²	0.60
STRADELLO	m ²	0.86
SCOTICO	m	32.29
INERBIMENTO	m	28.85

BINARIO ESISTENTE DA DEMOLIRE

136.85

122


1: 200

PROGRESSIVE TERRENO	-30.00	-28.00	-26.00	-24.00	-22.00	-20.00	-18.00	-16.00	-14.00	-12.00	-10.00	-8.00	-6.00	-4.00	-2.00	0.00	2.00	4.00	6.00	8.00	10.00	12.00	14.00	16.00	18.00	20.00	22.00	24.00	26.00	28.00
PARZIALI TERRENO	2.00	2.00	2.00	2.00	2.00	2.00	2.00	2.00	2.00	2.00	2.00	2.00	2.00	2.00	2.00	2.00	2.00	2.00	2.00	2.00	2.00	2.00	2.00	2.00	2.00	2.00	2.00	2.00	2.00	2.00
QUOTE TERRENO	128.14	128.19	128.20	128.14	128.09	128.05	128.76	129.36	129.38	129.41	129.45	129.52	129.58	129.64	129.70	129.77	129.83	129.89	129.96	130.02	130.08	130.14	130.21	130.17	129.90	129.35	129.08	128.98	128.87	128.76
PROGRESSIVE PROGETTO							-17.47		-13.98	-11.98			-4.61	-4.20	0.00		4.62	4.20				11.98	13.98	15.68	17.68		20.68	22.39		
PARZIALI PROGETTO							3.49		2.00		7.37		0.41	4.20		4.20	0.42		7.36		2.00	1.70	0.50	1.50	3.00	1.71				
QUOTE PROGETTO							128.95		131.28	131.28			136.19	136.11	136.23		136.19	136.11				131.28	131.28	130.15	130.15	130.15	130.20	129.06		

SEZIONE 189

PROGRESSIVA 13000.00

BALLAST	m ²	2.44
FONDAZIONE	m ²	2.76
RILEVATO	m ²	126.17
SUB_BALLAST	m ²	1.03
SCAVO DEI FOSSI	m ²	0.70
STRADELLO	m ²	0.85
SCOTICO	m	26.28
INERBIMENTO	m	21.15
RINTERRO	m ²	0.94



BINARIO ESISTENTE DA DEMOLIRE

127.92

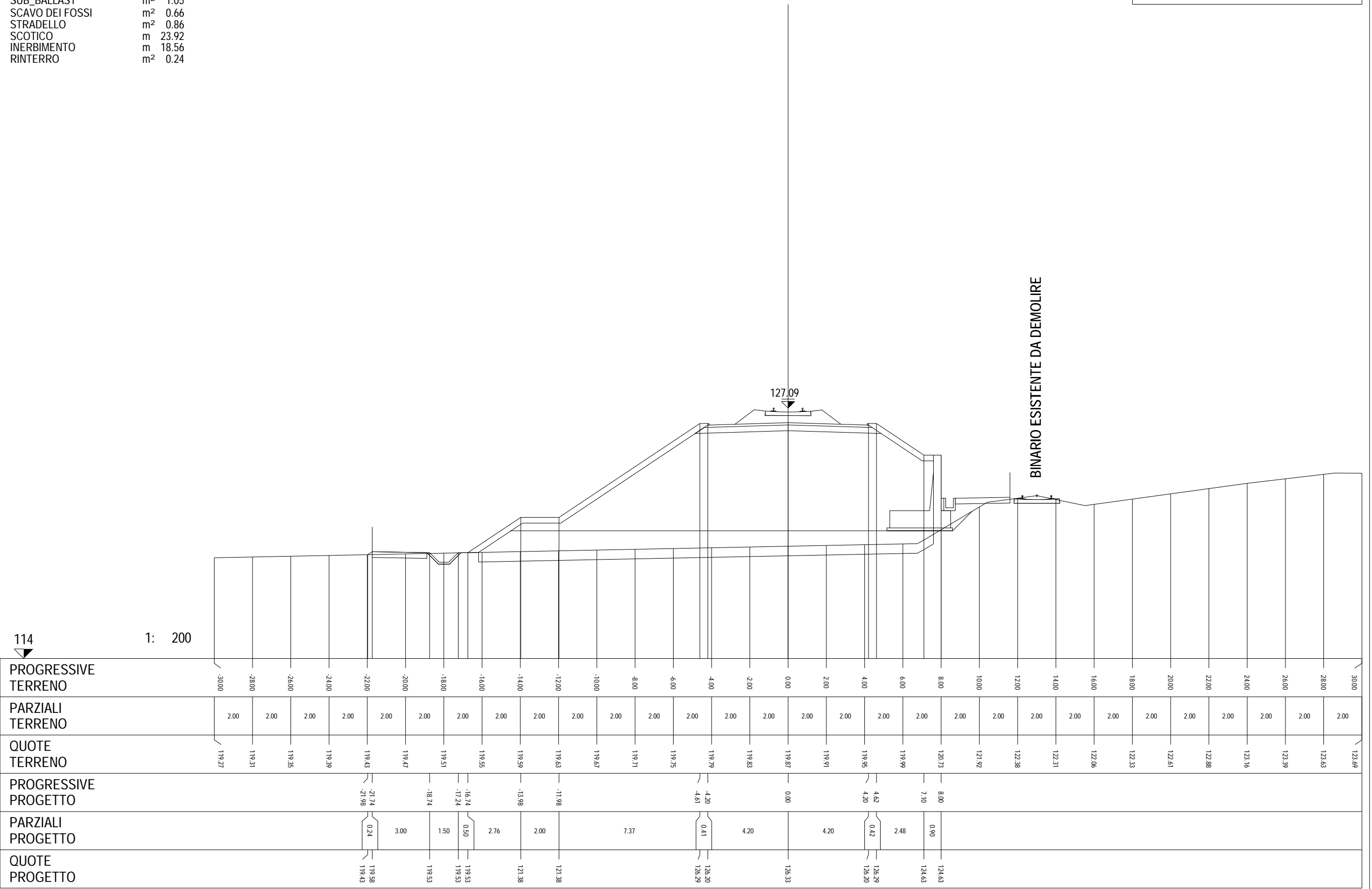
113

1: 200

SEZIONE 191

PROGRESSIVA 13100.00

BALLAST	m ²	2.41
FONDAZIONE	m ²	2.76
RILEVATO	m ²	101.98
SUB_BALLAST	m ²	1.05
SCAVO DEI FOSSI	m ²	0.66
STRADELLO	m ²	0.86
SCOTICO	m	23.92
INERBIMENTO	m	18.56
RINTERRO	m ²	0.24



BINARIO ESISTENTE DA DEMOLIRE

127.09

114

1: 200

SEZIONE 192

PROGRESSIVA 13150.00

BALLAST	m ²	2.30
FONDAZIONE	m ²	2.76
RILEVATO	m ²	104.03
SUB_BALLAST	m ²	1.03
SCAVO DEI FOSSI	m ²	4.61
STRADELLO	m ²	1.72
SCOTICO	m	27.50
INERBIMENTO	m	23.12

BINARIO ESISTENTE DA DEMOLIRE

126.68

113

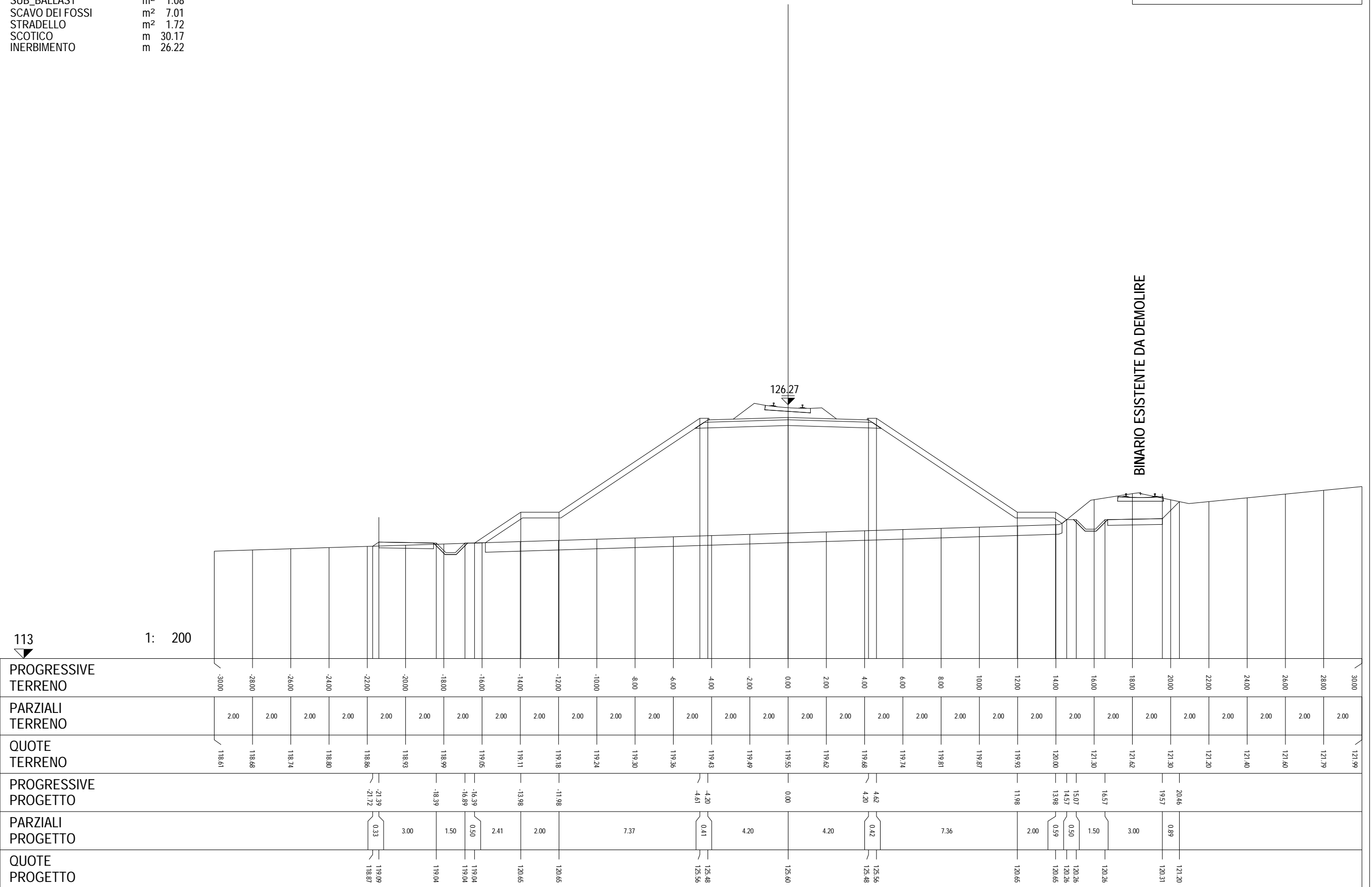
1: 200

PROGRESSIVE TERRENO	-30.00	-28.00	-26.00	-24.00	-22.00	-20.00	-18.00	-16.00	-14.00	-12.00	-10.00	-8.00	-6.00	-4.00	-2.00	0.00	2.00	4.00	6.00	8.00	10.00	12.00	14.00	16.00	18.00	20.00	22.00	24.00	26.00	28.00	30.00	
PARZIALI TERRENO	2.00	2.00	2.00	2.00	2.00	2.00	2.00	2.00	2.00	2.00	2.00	2.00	2.00	2.00	2.00	2.00	2.00	2.00	2.00	2.00	2.00	2.00	2.00	2.00	2.00	2.00	2.00	2.00	2.00	2.00	2.00	
QUOTE TERRENO	119.05	119.10	119.15	119.20	119.25	119.30	119.34	119.39	119.44	119.49	119.54	119.58	119.63	119.68	119.73	119.78	119.82	119.87	119.92	119.97	120.31	121.48	121.99	121.97	121.66	121.87	122.08	122.29	122.50	122.71	122.93	
PROGRESSIVE PROGETTO					-21.43	-21.69	-18.43	-16.43	-16.93	-13.98	-11.98			-4.20	-4.61	0.00		4.62	4.20			11.62	12.12	13.62	16.62	17.06						
PARZIALI PROGETTO					0.26	3.00	1.50	0.50	2.45	2.00		7.37		0.41	4.20	4.20		0.42	7.00			0.50	1.50	3.00	0.44							
QUOTE PROGETTO					119.43	119.26	119.38	119.38	119.38	121.02	121.02			125.84	125.93	125.97		125.93	125.84			121.26	121.26	121.26	121.31	121.75						

SEZIONE 193

PROGRESSIVA 13200.00

BALLAST	m ²	2.18
FONDAZIONE	m ²	2.76
RILEVATO	m ²	102.62
SUB_BALLAST	m ²	1.08
SCAVO DEI FOSSI	m ²	7.01
STRADELLO	m ²	1.72
SCOTICO	m	30.17
INERBIMENTO	m	26.22



BINARIO ESISTENTE DA DEMOLIRE

113

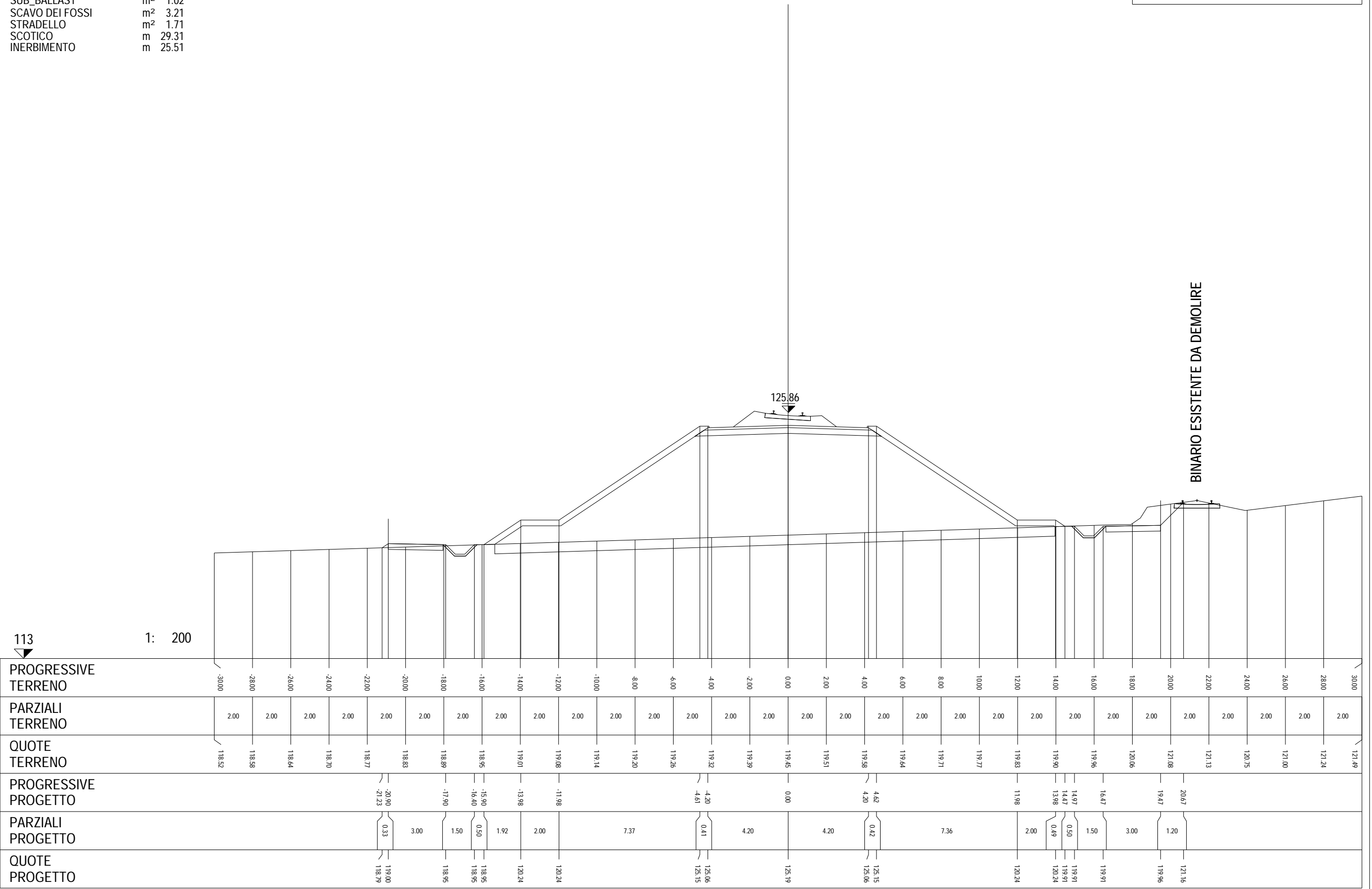
1: 200

PROGRESSIVE TERRENO	-30.00	-28.00	-26.00	-24.00	-22.00	-20.00	-18.00	-16.00	-14.00	-12.00	-10.00	-8.00	-6.00	-4.00	-2.00	0.00	2.00	4.00	6.00	8.00	10.00	12.00	14.00	16.00	18.00	20.00	22.00	24.00	26.00	28.00	30.00
PARZIALI TERRENO	2.00	2.00	2.00	2.00	2.00	2.00	2.00	2.00	2.00	2.00	2.00	2.00	2.00	2.00	2.00	2.00	2.00	2.00	2.00	2.00	2.00	2.00	2.00	2.00	2.00	2.00	2.00	2.00	2.00	2.00	2.00
QUOTE TERRENO	118.61	118.68	118.74	118.80	118.86	118.93	118.99	119.05	119.11	119.18	119.24	119.30	119.36	119.43	119.49	119.55	119.62	119.68	119.74	119.81	119.87	119.93	120.00	121.30	121.62	121.90	122.20	122.50	122.80	123.10	123.40
PROGRESSIVE PROGETTO					-21.72	-21.39	-18.39	-16.39	-16.89	-13.98	-11.98		-4.20	-4.61		0.00		4.20	4.62			11.98		13.98	14.57	15.07	16.57	19.57	20.46		
PARZIALI PROGETTO					0.33	3.00	1.50	0.50	2.41	2.00		7.37	0.41	4.20	4.20		0.42	7.36			2.00		0.59	0.50	1.50	3.00	0.89				
QUOTE PROGETTO					118.87	119.09	119.04	119.04	119.04	120.65	120.65		125.56	125.48		125.60		125.48	125.56			120.65		120.65	120.26	120.26	120.26	121.20	120.31		

SEZIONE 194

PROGRESSIVA 13250.00

BALLAST	m ²	2.19
FONDAZIONE	m ²	2.80
RILEVATO	m ²	93.37
SUB_BALLAST	m ²	1.02
SCAVO DEI FOSSI	m ²	3.21
STRADELLO	m ²	1.71
SCOTICO	m	29.31
INERBIMENTO	m	25.51



BINARIO ESISTENTE DA DEMOLIRE


113

1: 200

SEZIONE 195

PROGRESSIVA 13300.00

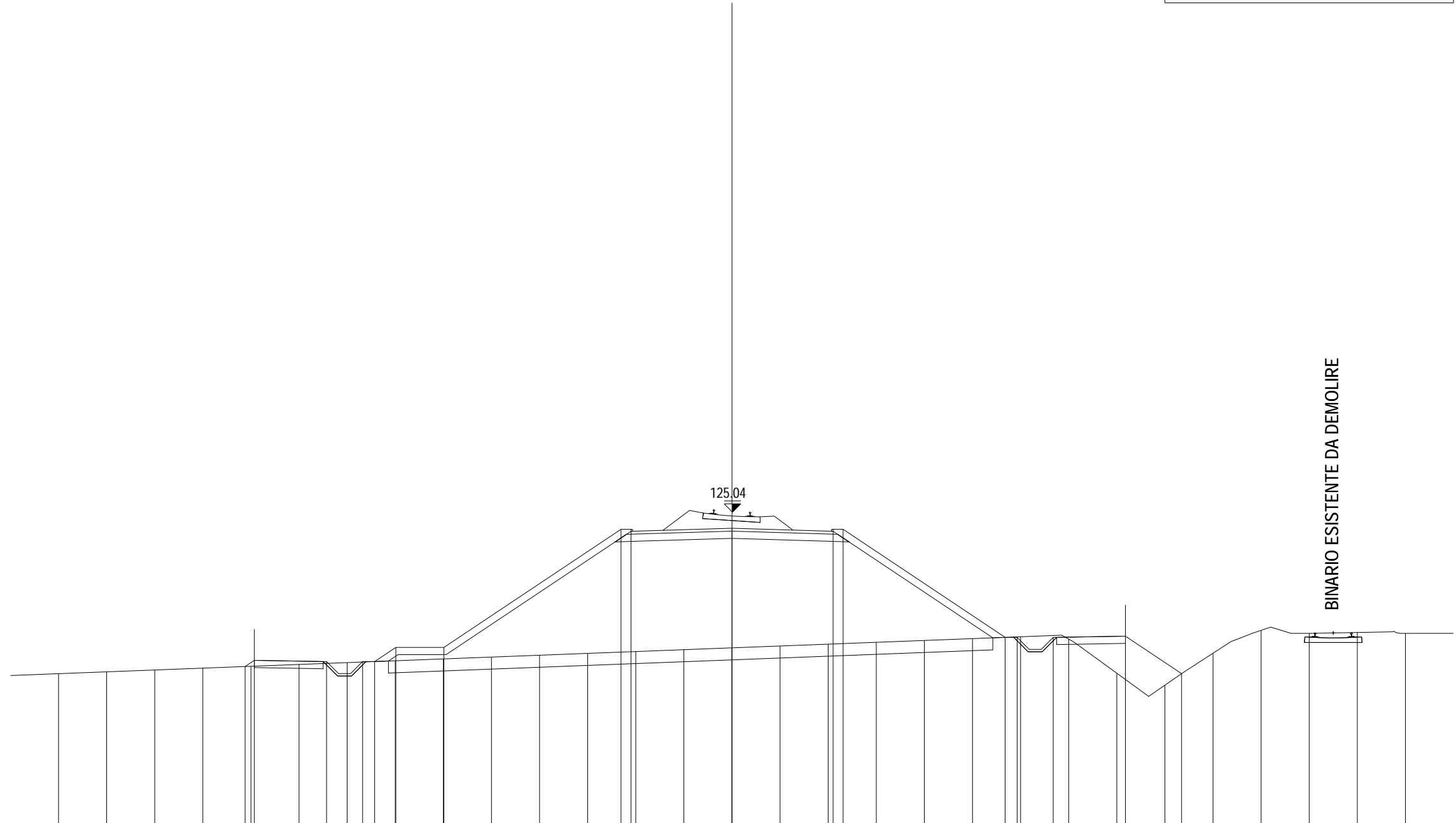
BALLAST	m ²	2.18
FONDAZIONE	m ²	2.78
RILEVATO	m ²	75.42
SUB_BALLAST	m ²	1.01
SCAVO DEI FOSSI	m ²	0.64
STRADELLO	m ²	1.71
SCOTICO	m	24.78
INERBIMENTO	m	19.99



SEZIONE 196

PROGRESSIVA 13350.00

BALLAST	m ²	2.17
FONDAZIONE	m ²	2.78
RILEVATO	m ²	73.48
SUB_BALLAST	m ²	1.01
SCAVO DEI FOSSI	m ²	1.45
STRADELLO	m ²	1.72
SCOTICO	m	25.15
INERBIMENTO	m	20.91



BINARIO ESISTENTE DA DEMOLIRE

112

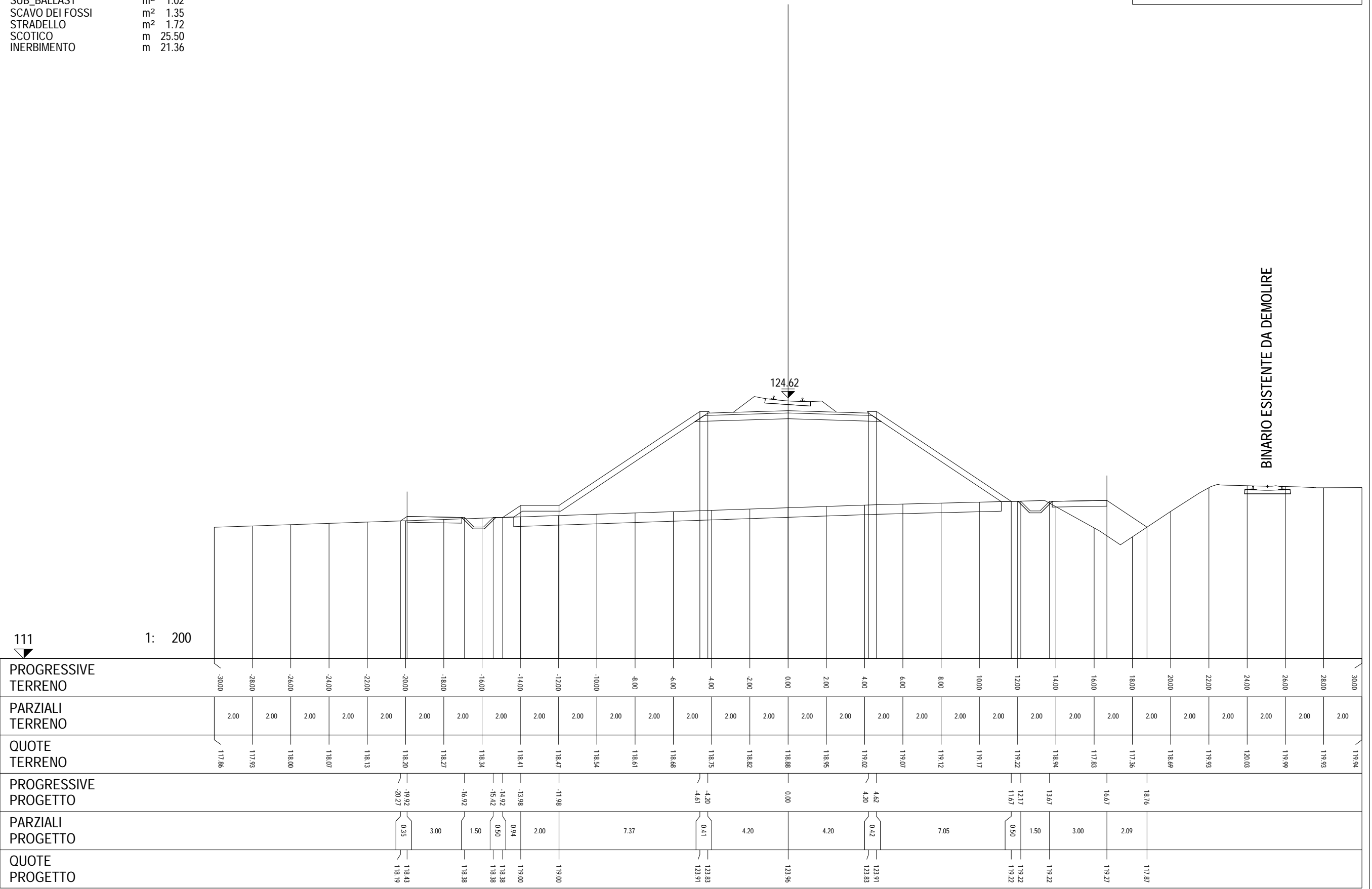
1: 200

PROGRESSIVE TERRENO	-2800	-2600	-2400	-2200	-2000	-1800	-1600	-1400	-1200	-1000	-800	-600	-400	-200	000	200	400	600	800	1000	1200	1400	1600	1800	2000	2200	2400	2600	2800
PARZIALI TERRENO		2.00	2.00	2.00	2.00	2.00	2.00	2.00	2.00	2.00	2.00	2.00	2.00	2.00	2.00	2.00	2.00	2.00	2.00	2.00	2.00	2.00	2.00	2.00	2.00	2.00	2.00	2.00	2.00
QUOTE TERRENO	118.32	118.40	118.48	118.55	118.63	118.71	118.78	118.86	118.94	119.01	119.09	119.17	119.24	119.32	119.40	119.47	119.55	119.63	119.70	119.78	119.86	119.76	118.34	117.85	119.17	120.13	120.00	120.04	120.00
PROGRESSIVE PROGETTO					-19.86	-16.86	-15.36	-13.98	-11.98				-4.20	-4.61	0.00		4.20	4.62			11.36	11.86	13.36	16.36	18.69				
PARZIALI PROGETTO					0.38	3.00	1.50	0.88	2.00		7.37		0.41	4.20		4.20	0.42		6.74		0.50	1.50	3.00	2.33					
QUOTE PROGETTO					118.62	118.83	118.83	119.42	119.42				124.24	124.32	124.37		124.32	124.24			119.83	119.83	119.83	119.88	118.33				

SEZIONE 197

PROGRESSIVA 13400.00

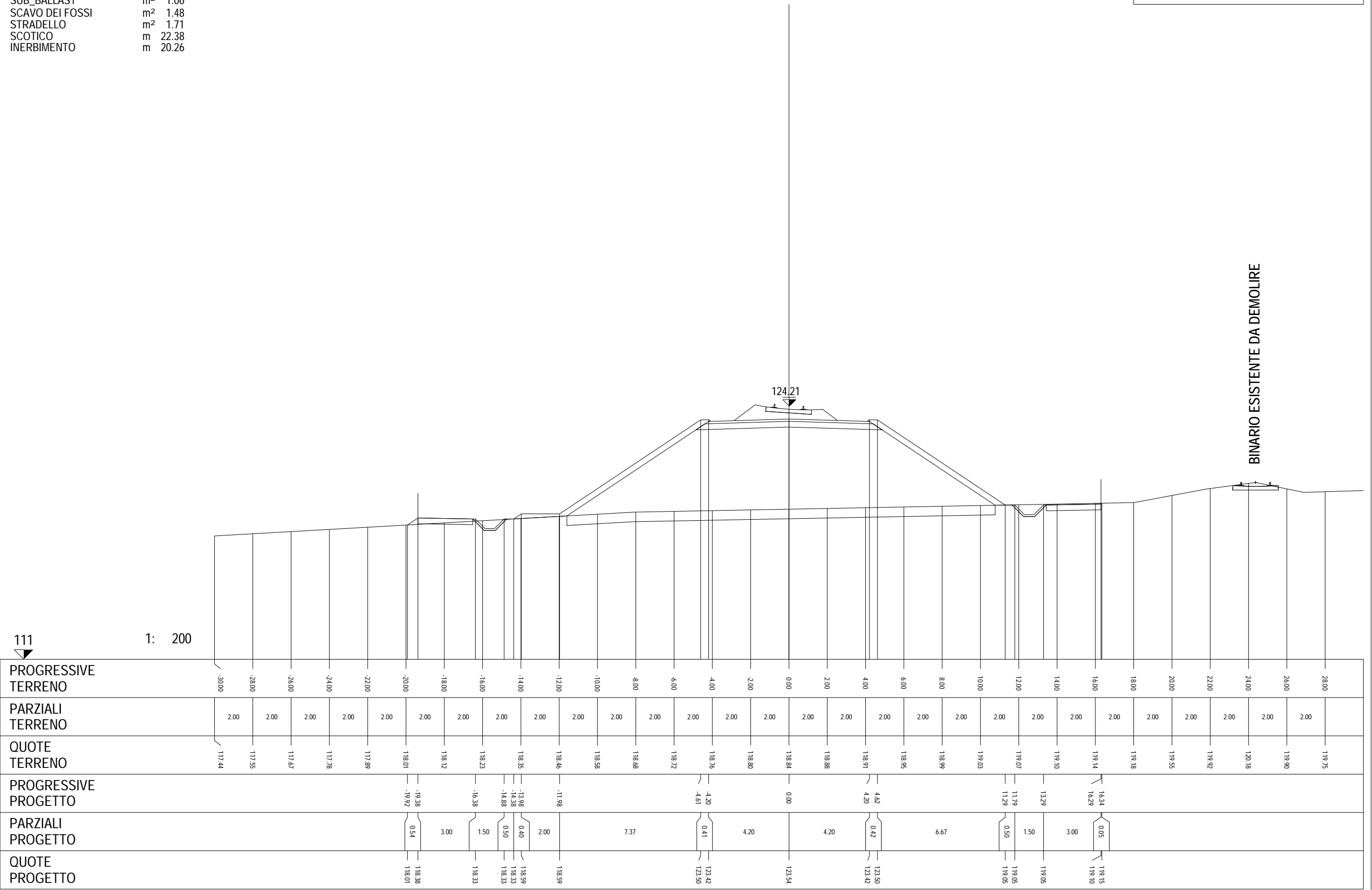
BALLAST	m ²	2.19
FONDAZIONE	m ²	2.78
RILEVATO	m ²	75.96
SUB_BALLAST	m ²	1.02
SCAVO DEI FOSSI	m ²	1.35
STRADELLO	m ²	1.72
SCOTICO	m	25.50
INERBIMENTO	m	21.36



SEZIONE 198

PROGRESSIVA 13450.00

BALLAST	m ²	2.20
FONDAZIONE	m ²	2.74
RILEVATO	m ²	67.03
SUB_BALLAST	m ²	1.06
SCAVO DEI FOSSI	m ²	1.48
STRADELLO	m ²	1.71
SCOTICO	m	22.38
INERBIMENTO	m	20.26

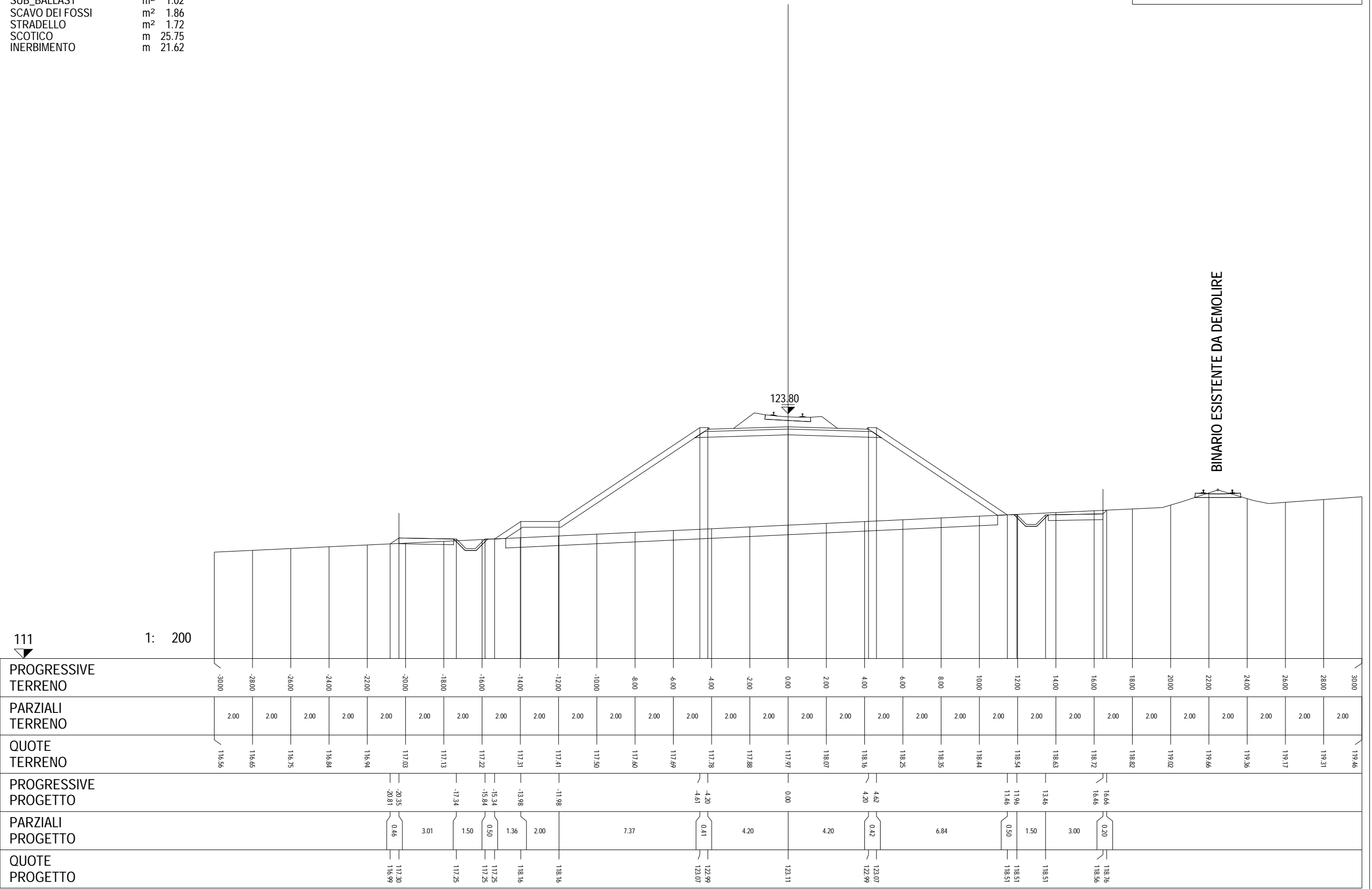


BINARIO ESISTENTE DA DEMOLIRE

SEZIONE 199

PROGRESSIVA 13500.00

BALLAST	m ²	2.24
FONDAZIONE	m ²	2.78
RILEVATO	m ²	78.08
SUB_BALLAST	m ²	1.02
SCAVO DEI FOSSI	m ²	1.86
STRADELLO	m ²	1.72
SCOTICO	m	25.75
INERBIMENTO	m	21.62



BINARIO ESISTENTE DA DEMOLIRE

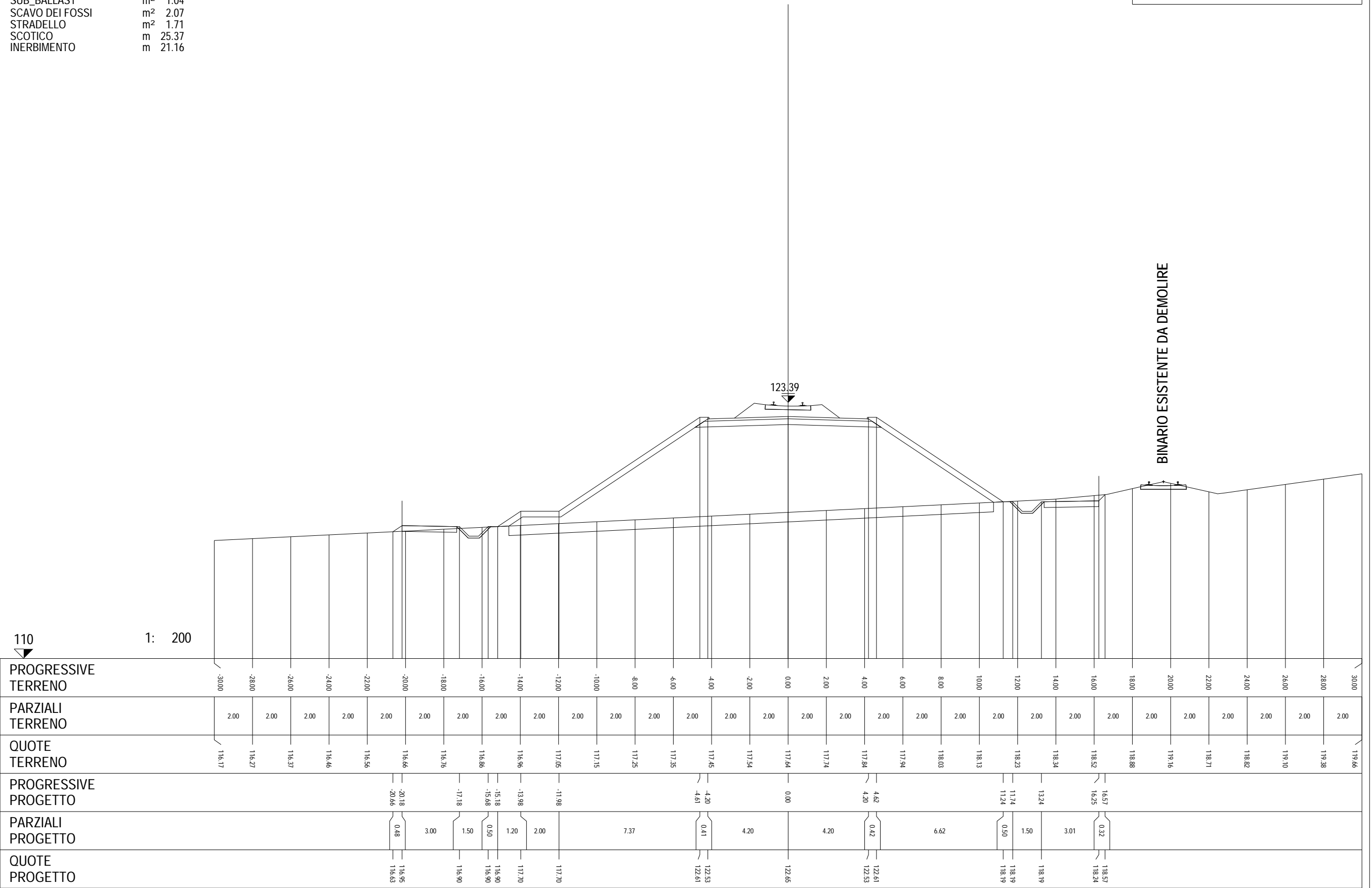
111

1: 200

SEZIONE 200

PROGRESSIVA 13550.00


BALLAST	m ²	2.37
FONDAZIONE	m ²	2.78
RILEVATO	m ²	74.79
SUB_BALLAST	m ²	1.04
SCAVO DEI FOSSI	m ²	2.07
STRADELLO	m ²	1.71
SCOTICO	m	25.37
INERBIMENTO	m	21.16



SEZIONE 201

PROGRESSIVA 13600.00

BALLAST	m ²	2.51
FONDAZIONE	m ²	2.78
RILEVATO	m ²	81.80
SUB_BALLAST	m ²	1.04
SCAVO DEI FOSSI	m ²	2.79
STRADELLO	m ²	1.72
SCOTICO	m	26.60
INERBIMENTO	m	22.49



110

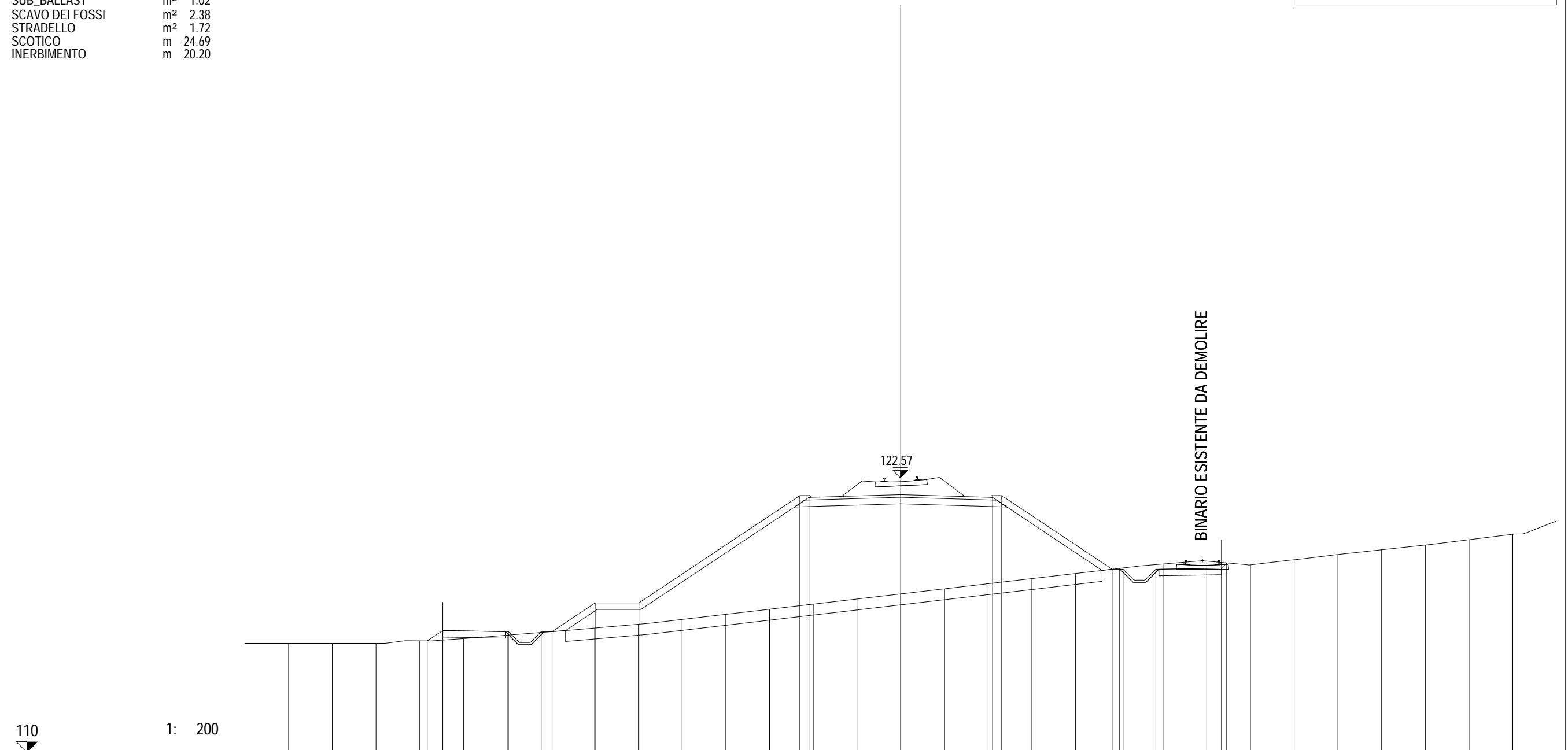
1: 200

PROGRESSIVE TERRENO	-2800	-2600	-2400	-2200	-2000	-1800	-1600	-1400	-1200	-1000	-800	-600	-400	-200	000	200	400	600	800	1000	1200	1400	1600	1800	2000	2200	2400	2600	2800
PARZIALI TERRENO		2.00	2.00	2.00	2.00	2.00	2.00	2.00	2.00	2.00	2.00	2.00	2.00	2.00	2.00	2.00	2.00	2.00	2.00	2.00	2.00	2.00	2.00	2.00	2.00	2.00	2.00	2.00	2.00
QUOTE TERRENO	115.00	115.00	115.00	115.00	115.00	115.15	115.34	115.56	115.77	115.99	116.21	116.43	116.65	116.87	117.08	117.30	117.52	117.74	117.96	118.18	118.39	118.63	118.92	118.73	118.63	118.92	119.27	119.51	119.74
PROGRESSIVE PROGETTO				-22.01	-22.44	-19.01	-17.01	-13.98	-11.98			-4.20	-4.61	0.00		4.62	4.20		10.52	11.02	12.52		15.52	16.18					
PARZIALI PROGETTO				0.43	3.00	1.50	0.50	3.03	2.00		7.37		0.41	4.20	4.20		0.42	5.90		0.50	1.50	3.00	0.66						
QUOTE PROGETTO				115.29	115.00	115.24	115.24	117.26	117.26			122.08	122.17	122.21		122.17	122.08		118.23	118.23	118.23		118.93	118.28					

SEZIONE 202

PROGRESSIVA 13650.00

BALLAST	m ²	2.65
FONDAZIONE	m ²	2.78
RILEVATO	m ²	67.30
SUB_BALLAST	m ²	1.02
SCAVO DEI FOSSI	m ²	2.38
STRADELLO	m ²	1.72
SCOTICO	m	24.69
INERBIMENTO	m	20.20



110

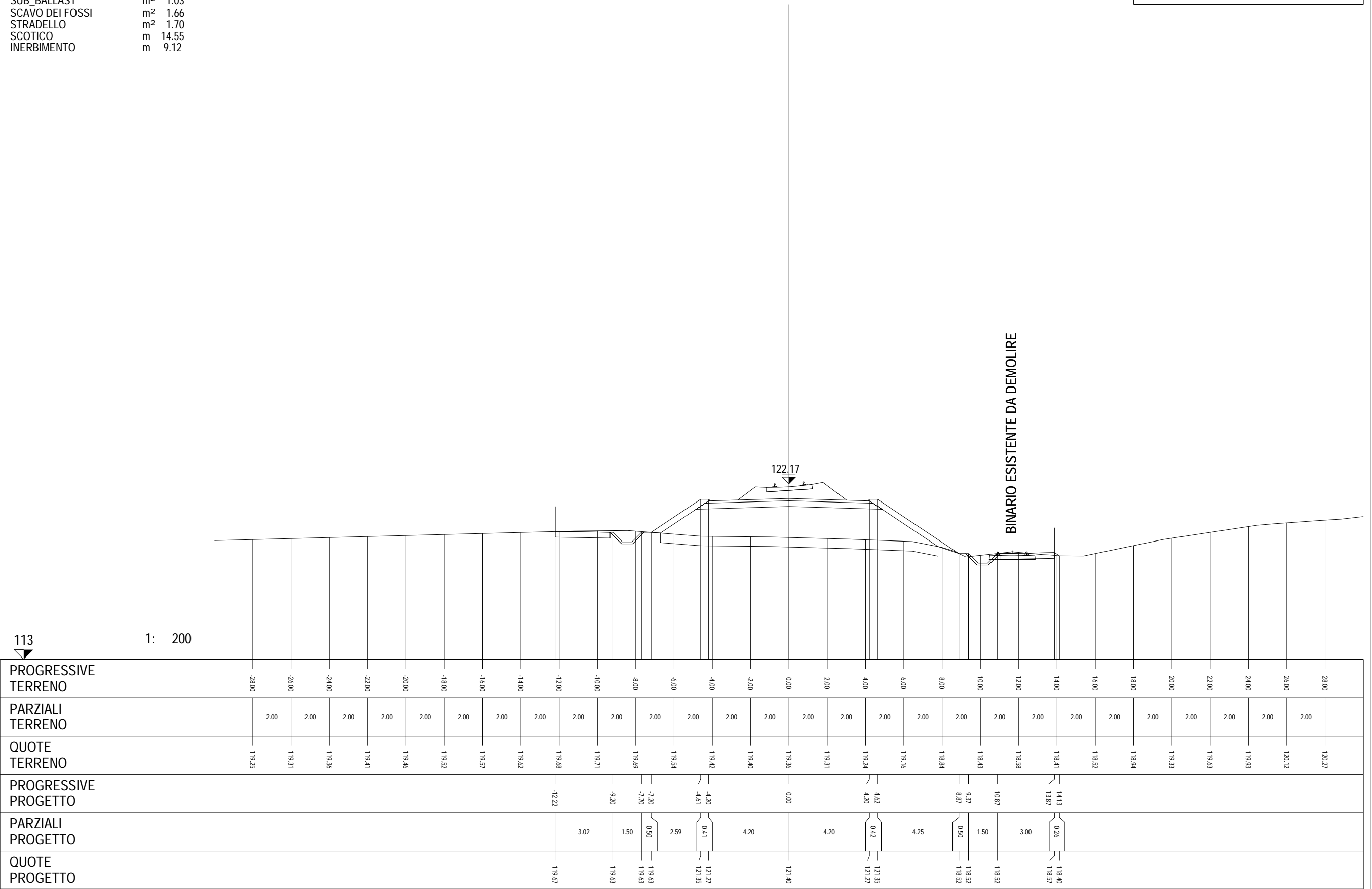
1: 200

PROGRESSIVE TERRENO	-2800	-2600	-2400	-2200	-2000	-1800	-1600	-1400	-1200	-1000	-800	-600	-400	-200	000	200	400	600	800	1000	1200	1400	1600	1800	2000	2200	2400	2600	2800
PARZIALI TERRENO		2.00	2.00	2.00	2.00	2.00	2.00	2.00	2.00	2.00	2.00	2.00	2.00	2.00	2.00	2.00	2.00	2.00	2.00	2.00	2.00	2.00	2.00	2.00	2.00	2.00	2.00	2.00	2.00
QUOTE TERRENO	115.00	115.00	115.00	115.11	115.22	115.37	115.53	115.70	115.87	116.09	116.32	116.56	116.79	117.03	117.26	117.49	117.73	117.96	118.19	118.43	118.63	118.76	118.89	118.82	119.06	119.28	119.49	119.74	119.99
PROGRESSIVE PROGETTO				-21.66	-20.95	-17.95	-15.95	-13.98	-11.98			-4.61	-4.20		0.00		4.20	4.62		9.67	10.17	11.67	14.67						
PARZIALI PROGETTO				0.71	3.00	1.50	0.50	1.97	2.00		7.37	0.41	4.20	4.20		4.20	0.42	5.05		0.50	1.50	3.00	0.24						
QUOTE PROGETTO				115.11	115.98	115.53	115.53	116.85	116.85			121.76	121.67	121.80		121.76	121.76		118.39	118.39	118.39	118.39	118.44						

SEZIONE 203

PROGRESSIVA 13700.00


BALLAST	m ²	2.72
FONDAZIONE	m ²	2.78
RILEVATO	m ²	18.66
SUB_BALLAST	m ²	1.03
SCAVO DEI FOSSI	m ²	1.66
STRADELLO	m ²	1.70
SCOTICO	m	14.55
INERBIMENTO	m	9.12



SEZIONE 204

PROGRESSIVA 13750.00


BALLAST	m ²	2.76
FONDAZIONE	m ²	2.76
RILEVATO	m ²	44.10
SUB_BALLAST	m ²	1.06
SCAVO DEI FOSSI	m ²	2.04
STRADELLO	m ²	1.71
SCOTICO	m	18.27
INERBIMENTO	m	12.87



SEZIONE 205

PROGRESSIVA 13800.00


BALLAST	m ²	2.72
FONDAZIONE	m ²	2.80
RILEVATO	m ²	81.60
SUB_BALLAST	m ²	1.00
SCAVO DEI FOSSI	m ²	2.09
STRADELLO	m ²	1.71
SCOTICO	m	24.37
INERBIMENTO	m	19.50



SEZIONE 206

PROGRESSIVA 13850.00

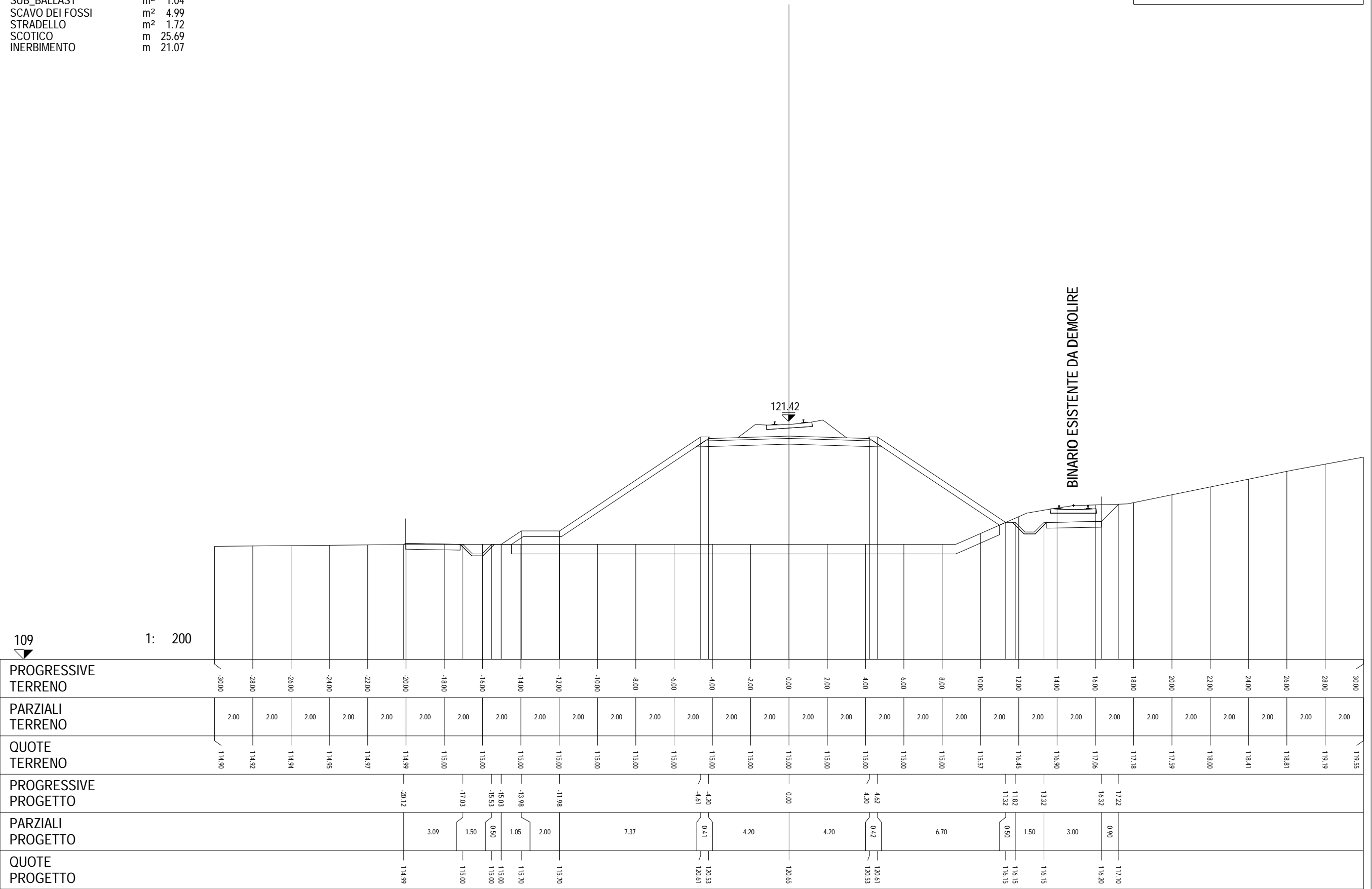
BALLAST	m ²	2.76
FONDAZIONE	m ²	2.78
RILEVATO	m ²	85.99
SUB_BALLAST	m ²	1.03
SCAVO DEI FOSSI	m ²	2.29
STRADELLO	m ²	1.71
SCOTICO	m	24.80
INERBIMENTO	m	19.80



SEZIONE 208

PROGRESSIVA 13950.00

BALLAST	m ²	2.76
FONDAZIONE	m ²	2.78
RILEVATO	m ²	87.85
SUB_BALLAST	m ²	1.04
SCAVO DEI FOSSI	m ²	4.99
STRADELLO	m ²	1.72
SCOTICO	m	25.69
INERBIMENTO	m	21.07



SEZIONE 209

PROGRESSIVA 14000.00

BALLAST	m ²	2.72
FONDAZIONE	m ²	2.78
RILEVATO	m ²	85.19
SUB_BALLAST	m ²	1.02
SCAVO DEI FOSSI	m ²	5.58
STRADELLO	m ²	1.72
SCOTICO	m	25.63
INERBIMENTO	m	21.21

BINARIO ESISTENTE DA DEMOLIRE

121.30

110

1: 200

PROGRESSIVE TERRENO	-30.00	-28.00	-26.00	-24.00	-22.00	-20.00	-18.00	-16.00	-14.00	-12.00	-10.00	-8.00	-6.00	-4.00	-2.00	0.00	2.00	4.00	6.00	8.00	10.00	12.00	14.00	16.00	18.00	20.00	22.00	24.00	26.00	28.00	30.00	
PARZIALI TERRENO	2.00	2.00	2.00	2.00	2.00	2.00	2.00	2.00	2.00	2.00	2.00	2.00	2.00	2.00	2.00	2.00	2.00	2.00	2.00	2.00	2.00	2.00	2.00	2.00	2.00	2.00	2.00	2.00	2.00	2.00	2.00	
QUOTE TERRENO	115.00	115.00	115.00	115.00	115.00	115.00	115.00	115.00	115.00	115.00	115.00	115.00	115.00	115.00	115.00	115.00	115.00	115.00	115.00	115.00	115.33	115.94	116.55	117.01	117.08	117.36	117.75	118.14	118.49	118.82	119.15	
PROGRESSIVE PROGETTO						-19.92	-16.84	-15.34	-13.98	-11.98				-4.20	-4.61	0.00		4.20	4.62	4.20		11.61	12.11	13.61	16.62	17.82						
PARZIALI PROGETTO						3.08	1.50	0.50	0.86	2.00		7.37		0.41	4.20		4.20	0.42	6.99		0.50	1.50	3.01	1.20								
QUOTE PROGETTO						115.00	115.00	115.00	115.58	115.58				120.49	120.49	120.53		120.49	120.49	120.49		115.82	115.82	115.82	115.87	117.07						

SEZIONE 210

PROGRESSIVA 14050.00

BALLAST	m ²	2.76
FONDAZIONE	m ²	2.78
RILEVATO	m ²	82.32
SUB_BALLAST	m ²	1.05
SCAVO DEI FOSSI	m ²	5.87
STRADELLO	m ²	1.72
SCOTICO	m	25.42
INERBIMENTO	m	20.91

BINARIO ESISTENTE DA DEMOLIRE

121.17

110


1: 200

PROGRESSIVE TERRENO	-30.00	-28.00	-26.00	-24.00	-22.00	-20.00	-18.00	-16.00	-14.00	-12.00	-10.00	-8.00	-6.00	-4.00	-2.00	0.00	2.00	4.00	6.00	8.00	10.00	12.00	14.00	16.00	18.00	20.00	22.00	24.00	26.00	28.00	30.00
PARZIALI TERRENO	2.00	2.00	2.00	2.00	2.00	2.00	2.00	2.00	2.00	2.00	2.00	2.00	2.00	2.00	2.00	2.00	2.00	2.00	2.00	2.00	2.00	2.00	2.00	2.00	2.00	2.00	2.00	2.00	2.00	2.00	2.00
QUOTE TERRENO	115.00	115.00	115.00	115.00	115.00	115.00	115.00	115.00	115.00	115.00	115.00	115.00	115.00	115.00	115.00	115.00	115.00	115.00	115.00	115.00	115.18	115.90	116.58	116.97	116.84	117.13	117.43	117.72	118.01	118.30	118.57
PROGRESSIVE PROGETTO						-19.73	-16.65	-15.13	-13.98	-11.98				-4.20	0.00		4.20	4.62	4.20			11.56	12.06	13.56	16.56	17.59					
PARZIALI PROGETTO						3.08	1.50	0.50	0.67	2.00		7.37		0.41	4.20		4.20	0.42		6.94		0.50	1.50	3.00	1.03						
QUOTE PROGETTO						115.00	115.00	115.00	115.45	115.45				120.28	120.40		120.36	120.36				115.74	115.74	115.74	115.79	116.82					

SEZIONE 211

PROGRESSIVA 14100.00

BALLAST	m ²	2.72
FONDAZIONE	m ²	2.78
RILEVATO	m ²	78.62
SUB_BALLAST	m ²	1.05
SCAVO DEI FOSSI	m ²	4.42
STRADELLO	m ²	1.72
SCOTICO	m	24.81
INERBIMENTO	m	20.12



SEZIONE 225

PROGRESSIVA 14800.00

BALLAST	m ²	2.44
FONDAZIONE	m ²	2.78
RILEVATO	m ²	144.07
SUB_BALLAST	m ²	1.04
SCAVO DEI FOSSI	m ²	0.70
STRADELLO	m ²	0.86
SCOTICO	m	27.11
INERBIMENTO	m	21.87
RINTERRO	m ²	1.16

BINARIO ESISTENTE DA DEMOLIRE

119.30

104


1: 200

PROGRESSIVE TERRENO	-28.00	-26.00	-24.00	-22.00	-20.00	-18.00	-16.00	-14.00	-12.00	-10.00	-8.00	-6.00	-4.00	-2.00	0.00	2.00	4.00	6.00	8.00	10.00	12.00	14.00	16.00	18.00	20.00	22.00	24.00	26.00	28.00
PARZIALI TERRENO		2.00	2.00	2.00	2.00	2.00	2.00	2.00	2.00	2.00	2.00	2.00	2.00	2.00	2.00	2.00	2.00	2.00	2.00	2.00	2.00	2.00	2.00	2.00	2.00	2.00	2.00	2.00	2.00
QUOTE TERRENO	109.86	109.87	109.88	109.89	109.90	109.91	109.92	109.93	109.94	109.95	109.96	109.97	109.98	110.00	110.00	110.27	111.20	111.97	112.86	113.76	113.80	113.73	114.29	114.94	115.41	115.89	116.35	116.79	117.24
PROGRESSIVE PROGETTO		-24.60	-21.49	-19.49	-19.99	-13.98	-11.98	-4.20	0.00	4.20	4.62	6.35	7.25	4.20	4.62	6.35	7.25	4.20	4.62	6.35	7.25	4.20	4.62	6.35	7.25	4.20	4.62	6.35	7.25
PARZIALI PROGETTO			3.11	1.50	0.50	5.51	2.00	7.37	0.41	4.20	0.42	1.73	0.90	0.42	1.73	0.90	0.42	1.73	0.90	0.42	1.73	0.90	0.42	1.73	0.90	0.42	1.73	0.90	0.42
QUOTE PROGETTO		109.88	109.90	109.90	109.90	113.58	113.58	118.40	118.53	118.40	118.40	117.33	117.33	118.40	118.40	117.33	117.33	118.40	118.40	117.33	117.33	118.40	118.40	117.33	117.33	118.40	118.40	117.33	117.33

SEZIONE 231

PROGRESSIVA 15100.00

BALLAST	m ²	2.60
FONDAZIONE	m ²	2.78
RILEVATO	m ²	75.43
SUB_BALLAST	m ²	1.02
SCAVO DEI FOSSI	m ²	1.63
STRADELLO	m ²	1.71
SCOTICO	m	25.47
INERBIMENTO	m	21.26



SEZIONE 233

PROGRESSIVA 15200.00

BALLAST	m ²	2.44
FONDAZIONE	m ²	2.78
RILEVATO	m ²	146.84
SUB_BALLAST	m ²	1.06
SCAVO DEI FOSSI	m ²	3.71
STRADELLO	m ²	1.72
SCOTICO	m	32.23
INERBIMENTO	m	28.08

BINARIO ESISTENTE DA DEMOLIRE

118.30

104

1: 200

PROGRESSIVE TERRENO	-30.00	-28.00	-26.00	-24.00	-22.00	-20.00	-18.00	-16.00	-14.00	-12.00	-10.00	-8.00	-6.00	-4.00	-2.00	0.00	2.00	4.00	6.00	8.00	10.00	12.00	14.00	16.00	18.00	20.00	22.00	24.00	26.00	28.00
PARZIALI TERRENO	2.00	2.00	2.00	2.00	2.00	2.00	2.00	2.00	2.00	2.00	2.00	2.00	2.00	2.00	2.00	2.00	2.00	2.00	2.00	2.00	2.00	2.00	2.00	2.00	2.00	2.00	2.00	2.00	2.00	2.00
QUOTE TERRENO	109.57	109.59	109.61	109.62	109.64	109.66	109.67	109.69	109.71	109.72	109.74	109.76	109.77	109.79	109.81	109.84	109.87	109.90	109.94	109.97	110.15	111.26	112.36	112.97	112.97	112.75	112.98	113.33	113.67	114.01
PROGRESSIVE PROGETTO				-23.48		-20.34	-18.34	-18.84	-13.98	-11.98		-4.20	-4.61	0.00		4.62	4.20					11.98	13.98	14.67	16.17	19.17	19.47			
PARZIALI PROGETTO					3.14	1.50	0.50	4.36	2.00			7.37	0.41	4.20	4.20		0.42		7.36		2.00	0.69	1.50	3.00	0.30					
QUOTE PROGETTO				106.63		106.67	106.67	109.67	112.58	112.58		117.41	117.49	117.53		117.49	117.41					112.58	112.58	112.45	112.45	112.50	112.80			

SEZIONE 234

PROGRESSIVA 15250.00

BALLAST	m ²	2.44
FONDAZIONE	m ²	2.74
RILEVATO	m ²	154.66
SUB_BALLAST	m ²	1.01
SCAVO DEI FOSSI	m ²	4.26
STRADELLO	m ²	1.72
SCOTICO	m	32.70
INERBIMENTO	m	28.61

BINARIO ESISTENTE DA DEMOLIRE

118.16

104

1: 200

PROGRESSIVE TERRENO	-30.00	-28.00	-26.00	-24.00	-22.00	-20.00	-18.00	-16.00	-14.00	-12.00	-10.00	-8.00	-6.00	-4.00	-2.00	0.00	2.00	4.00	6.00	8.00	10.00	12.00	14.00	16.00	18.00	20.00	22.00	24.00	26.00	28.00
PARZIALI TERRENO	2.00	2.00	2.00	2.00	2.00	2.00	2.00	2.00	2.00	2.00	2.00	2.00	2.00	2.00	2.00	2.00	2.00	2.00	2.00	2.00	2.00	2.00	2.00	2.00	2.00	2.00	2.00	2.00	2.00	2.00
QUOTE TERRENO	109.34	109.37	109.40	109.39	109.39	109.38	109.38	109.37	109.37	109.36	109.36	109.35	109.35	109.34	109.34	109.33	109.35	109.40	109.45	109.43	109.99	110.72	111.95	112.86	112.77	112.54	111.84	110.87	109.90	109.89
PROGRESSIVE PROGETTO				-23.63		-20.57	-18.57	-19.07		-13.98	-11.98		-4.20	-4.61		0.00		4.42	4.20			11.98		13.98	14.88	14.38	16.38	19.72	19.38	
PARZIALI PROGETTO					3.06		1.50	0.50	4.59		2.00		7.37	0.41	4.20		4.20	0.42		7.36		2.00		0.40	0.50	1.50	3.00	0.34		
QUOTE PROGETTO				109.39		109.38	109.38	109.38		112.44	112.44		117.27	117.35		117.40		117.35	117.27		112.44		112.44	112.18	112.18	112.18	112.23	112.58		

SEZIONE 235

PROGRESSIVA 15300.00

BALLAST	m ²	2.44
FONDAZIONE	m ²	2.76
RILEVATO	m ²	133.67
SUB_BALLAST	m ²	1.04
SCAVO DEI FOSSI	m ²	4.62
STRADELLO	m ²	1.71
SCOTICO	m	31.46
INERBIMENTO	m	27.32

BINARIO ESISTENTE DA DEMOLIRE

117.85

104

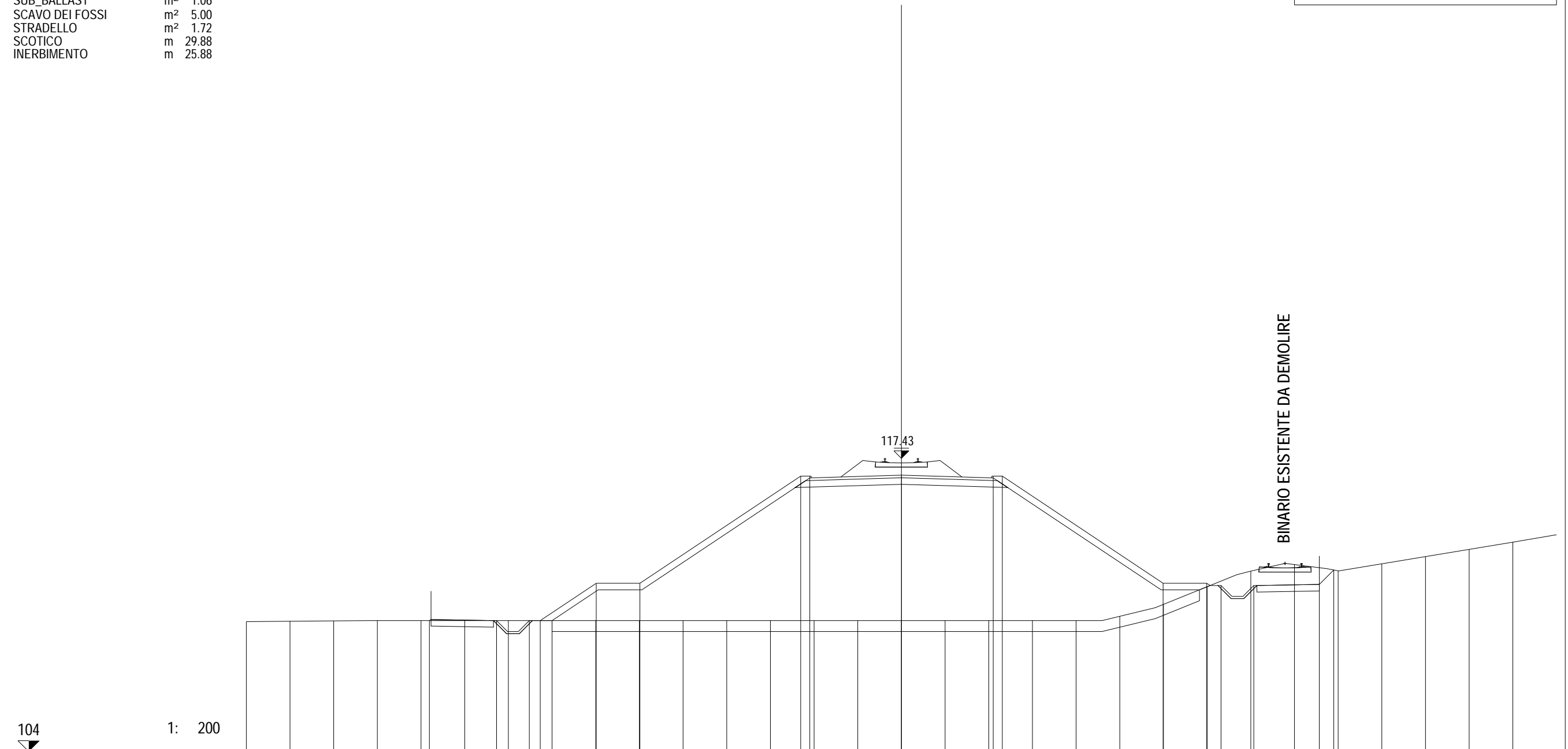
1: 200

PROGRESSIVE TERRENO	-30.00	-28.00	-26.00	-24.00	-22.00	-20.00	-18.00	-16.00	-14.00	-12.00	-10.00	-8.00	-6.00	-4.00	-2.00	0.00	2.00	4.00	6.00	8.00	10.00	12.00	14.00	16.00	18.00	20.00	22.00	24.00	26.00	28.00
PARZIALI TERRENO	2.00	2.00	2.00	2.00	2.00	2.00	2.00	2.00	2.00	2.00	2.00	2.00	2.00	2.00	2.00	2.00	2.00	2.00	2.00	2.00	2.00	2.00	2.00	2.00	2.00	2.00	2.00	2.00	2.00	2.00
QUOTE TERRENO	109.64	109.65	109.67	109.69	109.71	109.72	109.74	109.76	109.77	109.79	109.81	109.82	109.84	109.86	109.87	109.89	109.91	109.92	109.94	109.96	109.99	110.61	111.73	112.54	112.76	112.32	112.63	112.96	113.29	113.62
PROGRESSIVE PROGETTO				-22.69	-19.55	-18.05	-17.55	-13.98	-11.98		-4.61	-4.20		0.00		4.20	4.62		11.98				13.98	14.82	16.32	19.32	19.74			
PARZIALI PROGETTO				3.14	1.50	0.50	3.57	2.00		7.37	0.41	4.20		4.20		0.42	7.36		2.00		0.34	0.50	1.50	3.00	0.42					
QUOTE PROGETTO				109.70	109.74	109.74	112.13	112.13		116.95	117.04		117.08		117.04	116.95		112.13				112.13	111.90	111.90	111.90	112.38				

SEZIONE 236

PROGRESSIVA 15350.00

BALLAST	m ²	2.41
FONDAZIONE	m ²	2.76
RILEVATO	m ²	116.79
SUB_BALLAST	m ²	1.06
SCAVO DEI FOSSI	m ²	5.00
STRADELLO	m ²	1.72
SCOTICO	m	29.88
INERBIMENTO	m	25.88



PROGRESSIVE TERRENO	-30.00	-28.00	-26.00	-24.00	-22.00	-20.00	-18.00	-16.00	-14.00	-12.00	-10.00	-8.00	-6.00	-4.00	-2.00	0.00	2.00	4.00	6.00	8.00	10.00	12.00	14.00	16.00	18.00	20.00	22.00	24.00	26.00	28.00
PARZIALI TERRENO	2.00	2.00	2.00	2.00	2.00	2.00	2.00	2.00	2.00	2.00	2.00	2.00	2.00	2.00	2.00	2.00	2.00	2.00	2.00	2.00	2.00	2.00	2.00	2.00	2.00	2.00	2.00	2.00	2.00	2.00
QUOTE TERRENO	109.95	109.97	109.99	110.00	110.00	110.00	110.00	110.00	110.00	110.00	110.00	110.00	110.00	110.00	110.00	110.00	110.00	110.00	110.00	110.00	110.20	110.74	111.55	112.27	112.57	112.28	112.60	112.93	113.26	113.59
PROGRESSIVE PROGETTO					-21.62		-18.54	-17.04	-16.54	-13.98	-11.98			-4.20	-4.61	0.00		4.20	4.62			11.98	13.98	14.64	16.14		19.80	19.14		
PARZIALI PROGETTO						3.08	1.50	0.50	2.56	2.00		7.37		0.41	4.20		4.20	0.42	7.36			2.00	0.66	1.50	3.00	0.66				
QUOTE PROGETTO					110.00		110.00	110.00	110.00	111.71	111.71			116.54	116.62	116.66		116.62	116.54			111.71	111.71	111.61	111.61		112.32	111.66		

SEZIONE 237

PROGRESSIVA 15400.00

BALLAST	m ²	2.38
FONDAZIONE	m ²	2.78
RILEVATO	m ²	104.65
SUB_BALLAST	m ²	1.04
SCAVO DEI FOSSI	m ²	4.99
STRADELLO	m ²	1.71
SCOTICO	m	28.40
INERBIMENTO	m	24.55

BINARIO ESISTENTE DA DEMOLIRE

117.01

104


1: 200

PROGRESSIVE TERRENO	-28.00	-26.00	-24.00	-22.00	-20.00	-18.00	-16.00	-14.00	-12.00	-10.00	-8.00	-6.00	-4.00	-2.00	0.00	2.00	4.00	6.00	8.00	10.00	12.00	14.00	16.00	18.00	20.00	22.00	24.00	26.00	28.00
PARZIALI TERRENO		2.00	2.00	2.00	2.00	2.00	2.00	2.00	2.00	2.00	2.00	2.00	2.00	2.00	2.00	2.00	2.00	2.00	2.00	2.00	2.00	2.00	2.00	2.00	2.00	2.00	2.00	2.00	2.00
QUOTE TERRENO	109.93	109.95	109.97	109.99	110.01	110.03	110.05	110.07	110.09	110.08	110.07	110.07	110.06	110.05	110.04	110.04	110.03	110.02	110.01	110.00	110.67	111.45	112.07	112.26	112.08	112.40	112.75	113.11	113.46
PROGRESSIVE PROGETTO				-21.03		-17.88	-15.88	-16.38	-13.98	-11.98		-4.20	-4.61	0.00		4.20	4.62				11.98	13.65	14.15	15.65	18.65	19.36			
PARZIALI PROGETTO					3.15	1.50	0.50	1.90	2.00		7.37	0.41	4.20		4.20	0.42		7.36			1.67	0.50	1.50	3.00	0.71				
QUOTE PROGETTO				110.00		110.05	110.05	110.05	111.32	111.32		116.14	116.22	116.27		116.22	116.14				111.32	111.32	111.32	111.32	111.37	112.08			

SEZIONE 238

PROGRESSIVA 15450.00

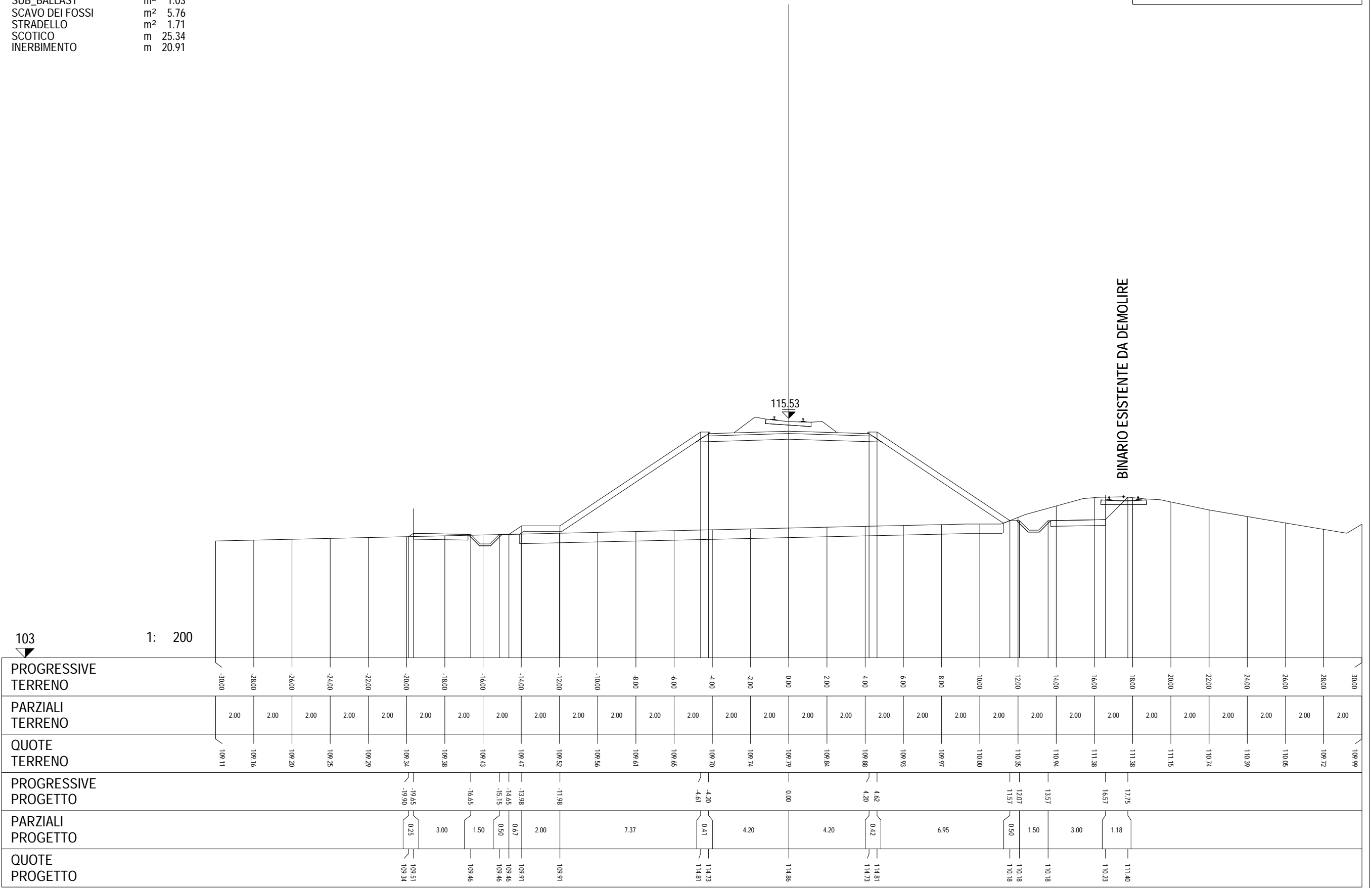
BALLAST	m ²	2.24
FONDAZIONE	m ²	2.80
RILEVATO	m ²	93.27
SUB_BALLAST	m ²	1.01
SCAVO DEI FOSSI	m ²	4.02
STRADELLO	m ²	1.72
SCOTICO	m	26.26
INERBIMENTO	m	21.96



SEZIONE 242

PROGRESSIVA 15600.00

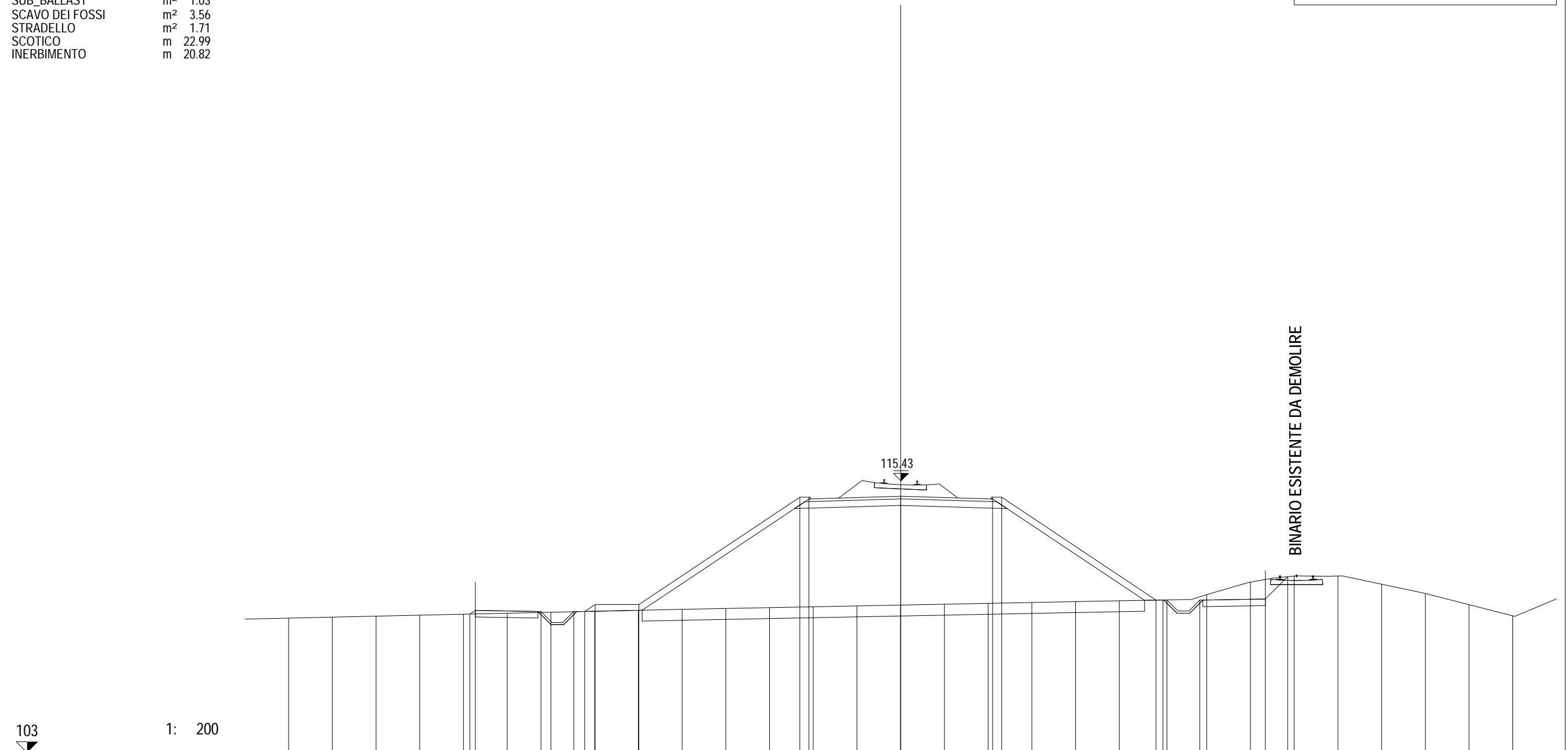
BALLAST	m ²	2.18
FONDAZIONE	m ²	2.76
RILEVATO	m ²	75.36
SUB_BALLAST	m ²	1.03
SCAVO DEI FOSSI	m ²	5.76
STRADELLO	m ²	1.71
SCOTICO	m	25.34
INERBIMENTO	m	20.91



SEZIONE 243

PROGRESSIVA 15650.00

BALLAST	m ²	2.26
FONDAZIONE	m ²	2.76
RILEVATO	m ²	72.87
SUB_BALLAST	m ²	1.03
SCAVO DEI FOSSI	m ²	3.56
STRADELLO	m ²	1.71
SCOTICO	m	22.99
INERBIMENTO	m	20.82



103

1: 200

PROGRESSIVE TERRENO	-28.00	-26.00	-24.00	-22.00	-20.00	-18.00	-16.00	-14.00	-12.00	-10.00	-8.00	-6.00	-4.00	-2.00	0.00	2.00	4.00	6.00	8.00	10.00	12.00	14.00	16.00	18.00	20.00	22.00	24.00	26.00	28.00
PARZIALI TERRENO		2.00	2.00	2.00	2.00	2.00	2.00	2.00	2.00	2.00	2.00	2.00	2.00	2.00	2.00	2.00	2.00	2.00	2.00	2.00	2.00	2.00	2.00	2.00	2.00	2.00	2.00	2.00	2.00
QUOTE TERRENO	109.15	109.20	109.24	109.29	109.33	109.38	109.42	109.46	109.51	109.55	109.59	109.63	109.67	109.71	109.75	109.79	109.83	109.87	109.91	109.94	109.98	110.22	110.80	111.07	111.08	110.70	110.28	109.77	109.26
PROGRESSIVE PROGETTO					-19.71	-19.46	-16.46	-13.98	-11.98				-4.61	-4.20	0.00		4.20	4.62			11.68	12.18	13.68	16.68	17.70				
PARZIALI PROGETTO					0.25	3.00	1.50	0.48	2.00		7.37		0.41	4.20		4.20	0.42		7.06		0.50	1.50	3.00	1.02					
QUOTE PROGETTO					109.34	109.50	109.45	109.77	109.77				114.68	114.60	114.73		114.68	114.68			109.98	109.98	109.98	110.03	111.05				

SEZIONE 245

PROGRESSIVA 15750.00

BALLAST	m ²	2.47
FONDAZIONE	m ²	2.76
RILEVATO	m ²	71.68
SUB_BALLAST	m ²	1.01
SCAVO DEI FOSSI	m ²	2.36
STRADELLO	m ²	1.72
SCOTICO	m	22.84
INERBIMENTO	m	20.64

BINARIO ESISTENTE DA DEMOLIRE

115.24

103

1: 200

PROGRESSIVE TERRENO	-28.00	-26.00	-24.00	-22.00	-20.00	-18.00	-16.00	-14.00	-12.00	-10.00	-8.00	-6.00	-4.00	-2.00	0.00	2.00	4.00	6.00	8.00	10.00	12.00	14.00	16.00	18.00	20.00	22.00	24.00	26.00	28.00	
PARZIALI TERRENO		2.00	2.00	2.00	2.00	2.00	2.00	2.00	2.00	2.00	2.00	2.00	2.00	2.00	2.00	2.00	2.00	2.00	2.00	2.00	2.00	2.00	2.00	2.00	2.00	2.00	2.00	2.00	2.00	
QUOTE TERRENO	108.83	108.88	108.93	108.99	109.04	109.09	109.14	109.19	109.24	109.29	109.35	109.40	109.45	109.50	109.55	109.60	109.65	109.71	109.76	109.81	109.86	109.95	110.35	110.57	110.61	110.00	109.93	109.80	109.91	
PROGRESSIVE PROGETTO					-19.49	-19.77	-16.49	-13.98	-11.98				-4.20	-4.61	0.00		4.20	4.62			11.50	12.00	13.50	16.50	17.13					
PARZIALI PROGETTO					0.28	3.00	1.50	0.51	2.00		7.37		0.41	4.20	4.20		0.42	6.88			0.50	1.50	3.00	0.63						
QUOTE PROGETTO					109.04	109.23	109.18	109.52	109.52				114.35	114.35	114.47		114.43	114.35			109.85	109.85	109.85	110.53	110.53					

SEZIONE 246

PROGRESSIVA 15800.00

BALLAST	m ²	2.42
FONDAZIONE	m ²	2.80
RILEVATO	m ²	86.52
SUB_BALLAST	m ²	1.04
SCAVO DEI FOSSI	m ²	2.42
STRADELLO	m ²	1.71
SCOTICO	m	26.56
INERBIMENTO	m	22.57

BINARIO ESISTENTE DA DEMOLIRE

115,15

102

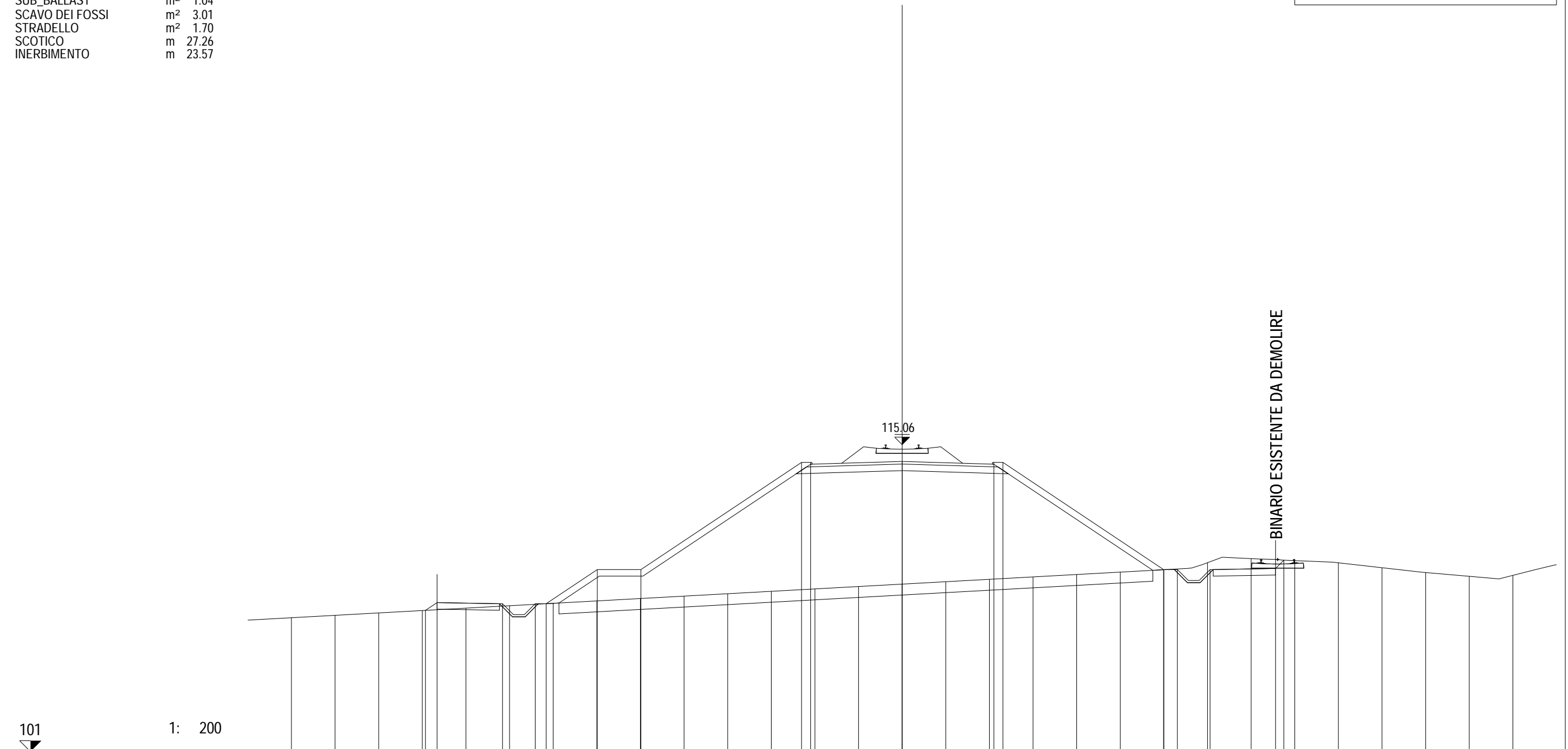
1: 200

PROGRESSIVE TERRENO	-2800	-2600	-2400	-2200	-2000	-1800	-1600	-1400	-1200	-1000	-800	-600	-400	-200	000	200	400	600	800	1000	1200	1400	1600	1800	2000	2200	2400	2600	2800
PARZIALI TERRENO		2.00	2.00	2.00	2.00	2.00	2.00	2.00	2.00	2.00	2.00	2.00	2.00	2.00	2.00	2.00	2.00	2.00	2.00	2.00	2.00	2.00	2.00	2.00	2.00	2.00	2.00	2.00	2.00
QUOTE TERRENO	107.89	107.94	107.99	108.04	108.09	108.14	108.20	108.25	108.29	108.37	108.48	108.59	108.70	108.81	108.92	109.03	109.14	109.25	109.36	109.47	109.58	109.72	109.95	110.00	110.17	109.81	109.45	109.24	109.06
PROGRESSIVE PROGETTO				-21.10	-20.82	-17.82	-16.32	-15.82	-13.98	-11.98		-4.61	-4.20		0.00		4.20	4.62			11.77	12.27	13.77	16.77	17.15				
PARZIALI PROGETTO				0.28	3.00	1.50	0.50	1.84	2.00		7.37	0.41	4.20		4.20		4.20	0.42	7.15		0.50	1.50	3.00	0.38	110.00				
QUOTE PROGETTO				108.06	108.25	108.20	108.20	109.43	109.43		114.26	114.26		114.38			114.34	114.26			109.57	109.57	109.57	109.62	110.00				

SEZIONE 247

PROGRESSIVA 15850.00

BALLAST	m ²	2.42
FONDAZIONE	m ²	2.80
RILEVATO	m ²	91.16
SUB_BALLAST	m ²	1.04
SCAVO DEI FOSSI	m ²	3.01
STRADELLO	m ²	1.70
SCOTICO	m	27.26
INERBIMENTO	m	23.57



101

1: 200

PROGRESSIVE TERRENO	-28.00	-26.00	-24.00	-22.00	-20.00	-18.00	-16.00	-14.00	-12.00	-10.00	-8.00	-6.00	-4.00	-2.00	0.00	2.00	4.00	6.00	8.00	10.00	12.00	14.00	16.00	18.00	20.00	22.00	24.00	26.00	28.00	
PARZIALI TERRENO		2.00	2.00	2.00	2.00	2.00	2.00	2.00	2.00	2.00	2.00	2.00	2.00	2.00	2.00	2.00	2.00	2.00	2.00	2.00	2.00	2.00	2.00	2.00	2.00	2.00	2.00	2.00	2.00	
QUOTE TERRENO	107.13	107.24	107.35	107.46	107.57	107.68	107.79	107.90	108.01	108.12	108.23	108.34	108.45	108.56	108.67	108.78	108.89	109.00	109.11	109.22	109.33	109.45	109.56	109.67	109.75	109.85	109.92	109.93	109.97	
PROGRESSIVE PROGETTO				-21.32	-21.85	-18.32	-16.32	-16.82	-13.98	-11.98		-4.61	-4.20	0.00		4.62	4.20				11.98	12.62	14.12	17.12	17.50					
PARZIALI PROGETTO				0.53	3.00	1.50	0.50	2.34	2.00		7.37	0.41	4.20		4.20	0.42		7.36			0.54	1.50	3.00	0.38						
QUOTE PROGETTO				107.47	107.82	107.77	107.77	109.34	109.34		114.25	114.16	114.29		114.25	114.25		119.34	119.34	119.34	119.34	119.34	119.77	119.77	119.77					

SEZIONE 248

PROGRESSIVA 15900.00

BALLAST	m ²	2.45
FONDAZIONE	m ²	2.76
RILEVATO	m ²	144.99
SUB_BALLAST	m ²	1.02
SCAVO DEI FOSSI	m ²	3.86
STRADELLO	m ²	1.72
SCOTICO	m	31.31
INERBIMENTO	m	28.12

BINARIO ESISTENTE DA DEMOLIRE

114.97

100

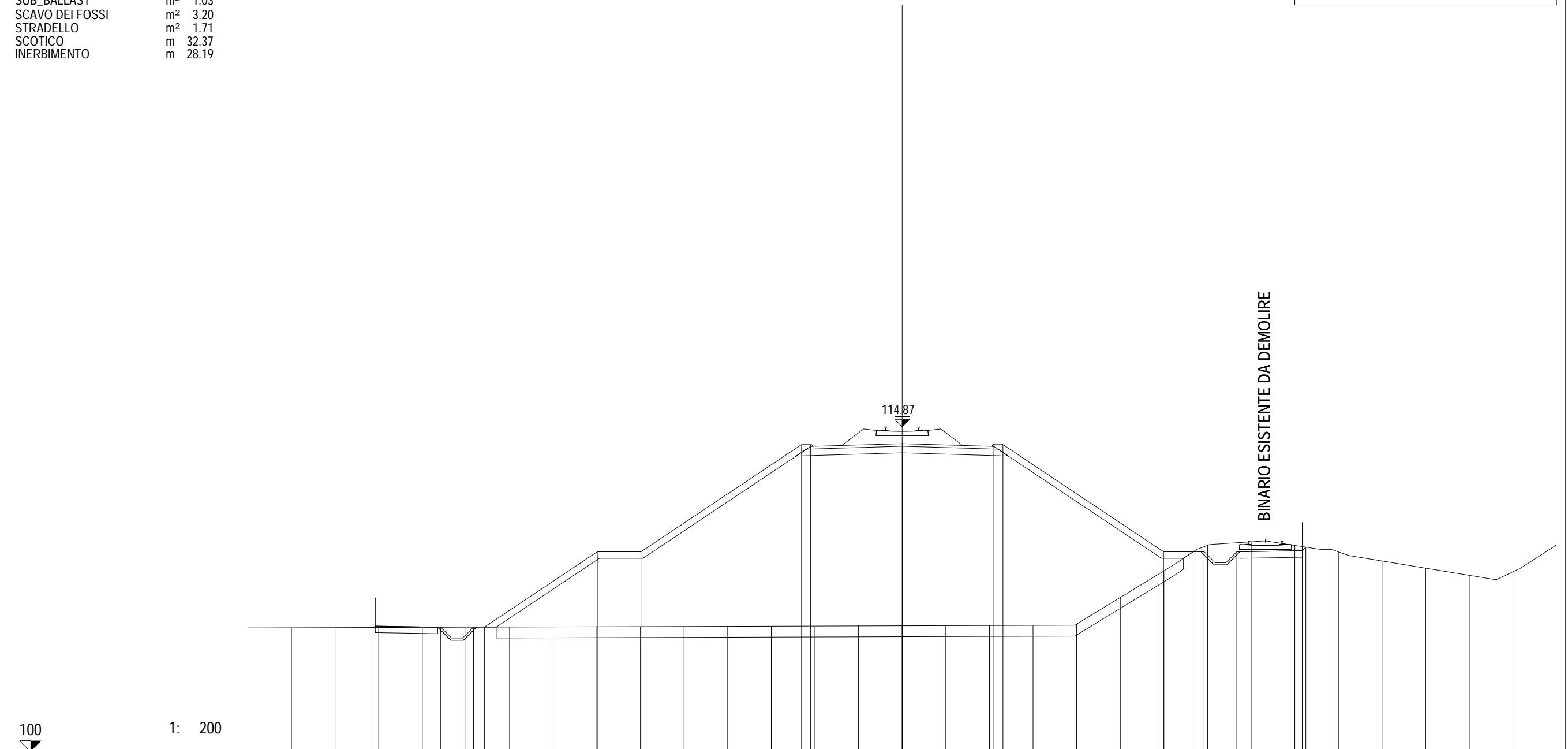
1: 200

PROGRESSIVE TERRENO	-2800	-2600	-2400	-2200	-2000	-1800	-1600	-1400	-1200	-1000	-800	-600	-400	-200	000	200	400	600	800	1000	1200	1400	1600	1800	2000	2200	2400	2600	2800
PARZIALI TERRENO		2.00	2.00	2.00	2.00	2.00	2.00	2.00	2.00	2.00	2.00	2.00	2.00	2.00	2.00	2.00	2.00	2.00	2.00	2.00	2.00	2.00	2.00	2.00	2.00	2.00	2.00	2.00	2.00
QUOTE TERRENO	105.73	105.75	105.76	105.77	105.79	105.80	105.81	105.82	105.84	105.84	105.85	105.86	105.87	106.06	106.39	106.76	107.18	107.60	108.02	108.44	108.86	109.56	109.84	109.74	109.46	109.08	108.69	108.31	108.78
PROGRESSIVE PROGETTO			-24.28		-21.16	-19.16	-19.66	-13.98	-11.98		-4.20	-4.61	4.20	0.00		4.62	4.20				11.98	13.28	13.78	15.28	18.29	18.63			
PARZIALI PROGETTO				3.12	1.50	0.50		5.18	2.00		7.37	0.41	4.20		4.20		0.42		7.36		1.30	0.50	1.50	3.01	0.34				
QUOTE PROGETTO		105.76		105.79	105.79	105.79		109.25	109.25		114.15	114.07	114.20		114.20		114.15				109.25	109.25	109.25	109.25	109.30	109.64			

SEZIONE 249

PROGRESSIVA 15950.00

BALLAST	m ²	2.48
FONDAZIONE	m ²	2.76
RILEVATO	m ²	161.82
SUB_BALLAST	m ²	1.03
SCAVO DEI FOSSI	m ²	3.20
STRADELLO	m ²	1.71
SCOTICO	m	32.37
INERBIMENTO	m	28.19



100																														
1: 200																														
PROGRESSIVE TERRENO	-28.00	-26.00	-24.00	-22.00	-20.00	-18.00	-16.00	-14.00	-12.00	-10.00	-8.00	-6.00	-4.00	-2.00	0.00	2.00	4.00	6.00	8.00	10.00	12.00	14.00	16.00	18.00	20.00	22.00	24.00	26.00	28.00	
PARZIALI TERRENO	2.00	2.00	2.00	2.00	2.00	2.00	2.00	2.00	2.00	2.00	2.00	2.00	2.00	2.00	2.00	2.00	2.00	2.00	2.00	2.00	2.00	2.00	2.00	2.00	2.00	2.00	2.00	2.00	2.00	
QUOTE TERRENO	105.67	105.68	105.69	105.69	105.70	105.70	105.71	105.72	105.72	105.73	105.74	105.74	105.75	105.76	105.76	105.77	105.78	105.78	105.84	107.06	108.28	109.44	109.61	109.61	109.44	109.15	108.73	108.40	108.07	108.24
PROGRESSIVE PROGETTO			-24.25	-21.15	-19.15	-19.65	-13.98	-11.98					-4.20	-4.61	0.00		4.20	4.62			11.98	13.84	13.34	15.34	18.51					
PARZIALI PROGETTO			3.10	1.50	0.50		5.17	2.00					7.37	0.41	4.20		4.20	0.42		7.36		1.36	0.50	1.50	3.00	0.17				
QUOTE PROGETTO			105.68	105.70	105.70	105.70	109.15	109.15					113.98	114.06	114.10		114.06	114.06			109.15	109.15	109.15	109.15	109.20					

SEZIONE 250

PROGRESSIVA 16000.00

BALLAST	m ²	2.54
FONDAZIONE	m ²	2.76
RILEVATO	m ²	88.38
SUB_BALLAST	m ²	1.05
SCAVO DEI FOSSI	m ²	1.56
STRADELLO	m ²	1.71
SCOTICO	m	26.89
INERBIMENTO	m	24.86

BINARIO ESISTENTE DA DEMOLIRE

114.78

101

1: 200

PROGRESSIVE TERRENO	-28.00	-26.00	-24.00	-22.00	-20.00	-18.00	-16.00	-14.00	-12.00	-10.00	-8.00	-6.00	-4.00	-2.00	0.00	2.00	4.00	6.00	8.00	10.00	12.00	14.00	16.00	18.00	20.00	22.00	24.00	26.00	28.00
PARZIALI TERRENO		2.00	2.00	2.00	2.00	2.00	2.00	2.00	2.00	2.00	2.00	2.00	2.00	2.00	2.00	2.00	2.00	2.00	2.00	2.00	2.00	2.00	2.00	2.00	2.00	2.00	2.00	2.00	2.00
QUOTE TERRENO	107.30	107.39	107.47	107.55	107.64	107.72	107.80	107.89	107.97	108.05	108.14	108.22	108.31	108.39	108.47	108.56	108.64	108.72	108.81	108.89	108.97	109.06	109.19	108.96	108.93	109.12	109.31	109.49	109.68
PROGRESSIVE PROGETTO				-21.27	-20.85	-17.85	-16.35	-15.85	-13.98	-11.98		-4.61	-4.20		0.00		4.20	4.62			11.98	13.98	14.48	15.98	18.98	19.34			
PARZIALI PROGETTO				0.42	3.00	1.50	0.50	1.87	2.00		7.37	0.41	4.20		4.20		0.42	7.36			2.00	0.50	1.50	3.00	0.36				
QUOTE PROGETTO				107.98	107.96	107.81	107.81	107.81	109.06	109.06		113.97	113.89		114.01		113.89	113.97			109.06	109.06	109.06	109.06	109.11	108.87			

SEZIONE 256

PROGRESSIVA 16300.00

BALLAST	m ²	2.45
FONDAZIONE	m ²	2.76
RILEVATO	m ²	92.28
SUB_BALLAST	m ²	1.02
SCAVO DEI FOSSI	m ²	0.64
STRADELLO	m ²	0.86
SCOTICO	m	25.06
INERBIMENTO	m	20.09
RINTERRO	m ²	4.52

BINARIO ESISTENTE DA DEMOLIRE

114.23

101

1: 200

PROGRESSIVE TERRENO	-28.00	-26.00	-24.00	-22.00	-20.00	-18.00	-16.00	-14.00	-12.00	-10.00	-8.00	-6.00	-4.00	-2.00	0.00	2.00	4.00	6.00	8.00	10.00	12.00	14.00	16.00	18.00	20.00	22.00	24.00	26.00	28.00
PARZIALI TERRENO		2.00	2.00	2.00	2.00	2.00	2.00	2.00	2.00	2.00	2.00	2.00	2.00	2.00	2.00	2.00	2.00	2.00	2.00	2.00	2.00	2.00	2.00	2.00	2.00	2.00	2.00	2.00	2.00
QUOTE TERRENO	106.73	106.80	106.87	106.94	107.01	107.08	107.14	107.21	107.28	107.35	107.42	107.49	107.55	107.62	107.69	107.76	107.83	107.90	107.96	107.98	107.98	108.04	108.10	107.79	107.96	108.18	108.40	108.62	108.88
PROGRESSIVE PROGETTO				-21.37	-21.02	-18.02	-16.52	-13.98	-11.98			-4.61	-4.20	0.00			4.62	4.20		9.10	10.00								
PARZIALI PROGETTO				0.35	3.00	1.50	0.50	2.04	2.00		7.37	0.41	4.20		4.20		0.42	4.48		0.90									
QUOTE PROGETTO				106.96	107.19	107.14	107.14	108.51	108.51			113.41	113.33	113.46			113.41	113.33		110.43	110.43								

SEZIONE 258

PROGRESSIVA 16400.00

BALLAST	m ²	2.43
FONDAZIONE	m ²	2.78
RILEVATO	m ²	67.75
SUB_BALLAST	m ²	1.05
SCAVO DEI FOSSI	m ²	2.53
STRADELLO	m ²	0.86
SCOTICO	m	19.17
INERBIMENTO	m	13.12
RINTERRO	m ²	5.96

BINARIO ESISTENTE DA DEMOLIRE

114.04

102

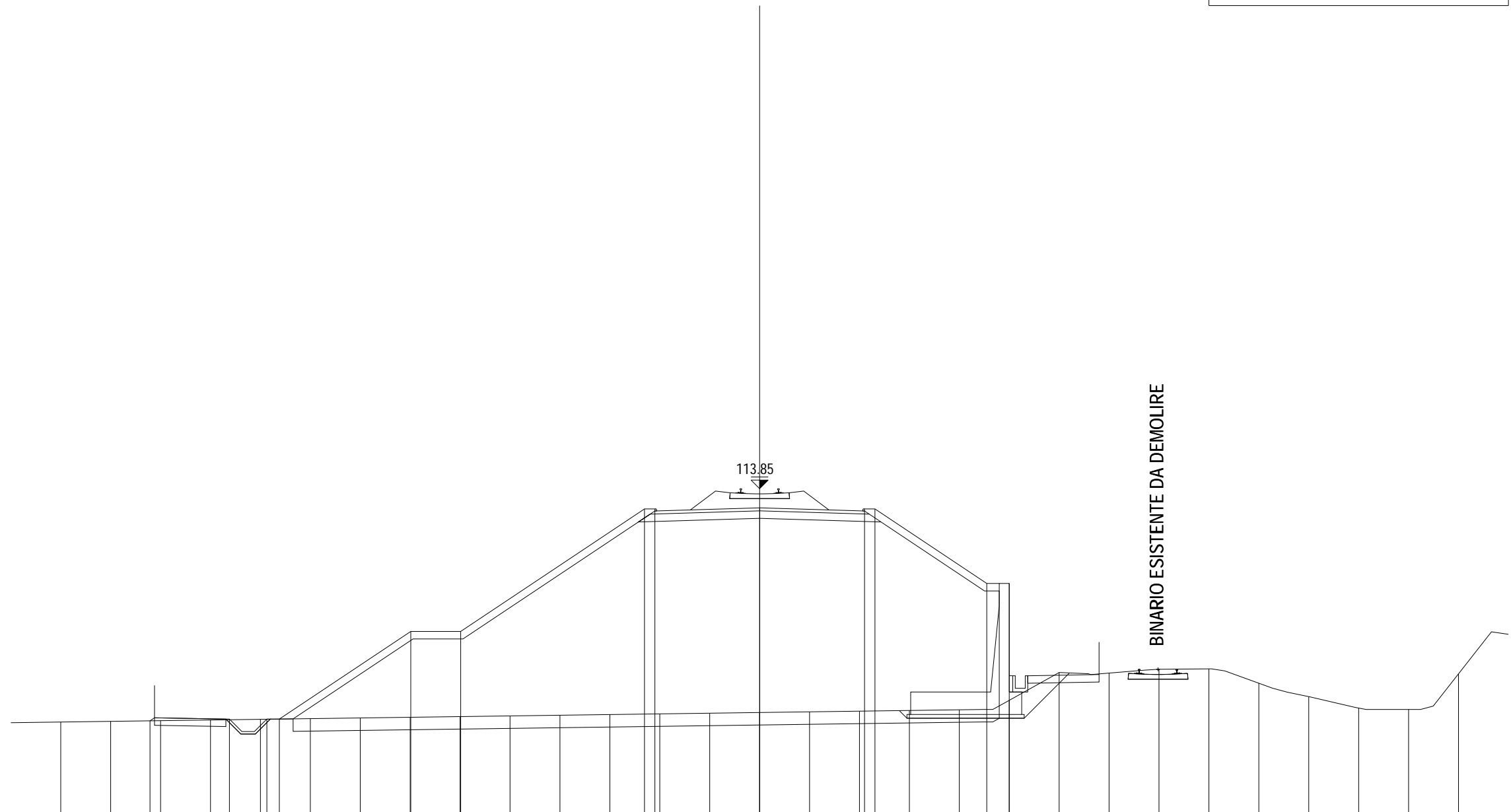
1: 200

PROGRESSIVE TERRENO	-2800	-2600	-2400	-2200	-2000	-1800	-1600	-1400	-1200	-1000	-800	-600	-400	-200	0.00	200	400	600	800	1000	1200	1400	1600	1800	2000	2200	2400	2600	2800
PARZIALI TERRENO		2.00	2.00	2.00	2.00	2.00	2.00	2.00	2.00	2.00	2.00	2.00	2.00	2.00	2.00	2.00	2.00	2.00	2.00	2.00	2.00	2.00	2.00	2.00	2.00	2.00	2.00	2.00	2.00
QUOTE TERRENO	111.43	111.40	111.20	111.01	110.82	110.63	110.44	110.24	110.00	109.74	109.48	109.22	108.96	108.70	108.44	108.18	107.92	107.66	107.40	107.29	107.36	107.42	107.41	107.51	107.70	107.91	108.11	108.31	108.52
PROGRESSIVE PROGETTO							-15.85	-14.88	-11.88	-9.88	-10.38		-4.20		0.00		4.20	4.62		9.10	10.00								
PARZIALI PROGETTO							0.97	3.00	1.50	0.50	5.27		0.41	4.20		4.20	0.42	4.48		0.90									
QUOTE PROGETTO							110.42	109.77	109.72	109.72			113.23	113.15	113.27		113.23	113.23		110.24	110.24								

SEZIONE 262

PROGRESSIVA 16600.00

BALLAST	m ²	2.44
FONDAZIONE	m ²	2.76
RILEVATO	m ²	155.14
SUB_BALLAST	m ²	1.02
SCAVO DEI FOSSI	m ²	0.67
STRADELLO	m ²	0.85
SCOTICO	m	28.33
INERBIMENTO	m	23.95
RINTERRO	m ²	1.32



99

1: 200

PROGRESSIVE TERRENO	-2800	-2600	-2400	-2200	-2000	-1800	-1600	-1400	-1200	-1000	-800	-600	-400	-200	000	200	400	600	800	1000	1200	1400	1600	1800	2000	2200	2400	2600	2800
PARZIALI TERRENO		2.00	2.00	2.00	2.00	2.00	2.00	2.00	2.00	2.00	2.00	2.00	2.00	2.00	2.00	2.00	2.00	2.00	2.00	2.00	2.00	2.00	2.00	2.00	2.00	2.00	2.00	2.00	2.00
QUOTE TERRENO	104.50	104.52	104.55	104.58	104.60	104.63	104.66	104.69	104.71	104.74	104.77	104.80	104.82	104.85	104.88	104.90	104.93	104.96	104.99	105.37	106.48	106.46	106.61	106.63	106.05	105.51	105.06	105.00	106.43
PROGRESSIVE PROGETTO			-24.42	-21.24	-19.74	-19.24	-13.98	-11.98				-4.61	-4.20	0.00			4.62	4.20		9.10	10.00								
PARZIALI PROGETTO			3.18	1.50	0.50	5.26	2.00				7.37	0.41	4.20			4.20	0.42	4.48		0.90									
QUOTE PROGETTO		104.54	104.62	104.62	104.62	108.13	108.13					113.03	112.95	113.08			113.03	112.95		110.05	110.05								

SEZIONE 270

PROGRESSIVA 17000.00

BALLAST	m ²	2.46
FONDAZIONE	m ²	2.76
RILEVATO	m ²	120.19
SUB_BALLAST	m ²	1.06
SCAVO DEI FOSSI	m ²	0.72
STRADELLO	m ²	0.86
SCOTICO	m	26.04
INERBIMENTO	m	21.26
RINTERRO	m ²	4.36

BINARIO ESISTENTE DA DEMOLIRE

113.50

99

1: 200

PROGRESSIVE TERRENO	-28.00	-26.00	-24.00	-22.00	-20.00	-18.00	-16.00	-14.00	-12.00	-10.00	-8.00	-6.00	-4.00	-2.00	0.00	2.00	4.00	6.00	8.00	10.00	12.00	14.00	16.00	18.00	20.00	22.00	24.00	26.00	28.00	
PARZIALI TERRENO		2.00	2.00	2.00	2.00	2.00	2.00	2.00	2.00	2.00	2.00	2.00	2.00	2.00	2.00	2.00	2.00	2.00	2.00	2.00	2.00	2.00	2.00	2.00	2.00	2.00	2.00	2.00	2.00	
QUOTE TERRENO	105.79	105.79	105.79	105.78	105.78	105.78	105.78	105.77	105.77	105.77	105.77	105.76	105.76	105.76	105.76	105.75	105.75	105.75	105.75	105.75	105.74	105.74	105.10	105.43	105.45	105.00	105.00	105.00	105.00	105.03
PROGRESSIVE PROGETTO				-22.05		-18.98	-16.98	-17.48	-13.98	-11.98		-4.20	-4.61		0.00		4.62	4.20		9.10	10.00									
PARZIALI PROGETTO				3.07		1.50	0.50	3.00	2.00		7.37	0.41	4.20		4.20		0.42	4.48		0.90										
QUOTE PROGETTO				105.78		105.78	105.78	105.78	107.78	107.78		112.61	112.61		112.73		112.69	112.61		109.70	109.70									

SEZIONE 271

PROGRESSIVA 17050.00

BALLAST	m ²	2.45
FONDAZIONE	m ²	2.76
RILEVATO	m ²	131.20
SUB_BALLAST	m ²	1.01
SCAVO DEI FOSSI	m ²	3.26
STRADELLO	m ²	0.85
SCOTICO	m	24.89
INERBIMENTO	m	19.44
RINTERRO	m ²	1.79

BINARIO ESISTENTE DA DEMOLIRE

113.46

99

1: 200

PROGRESSIVE TERRENO	-2800	-2600	-2400	-2200	-2000	-1800	-1600	-1400	-1200	-1000	-800	-600	-400	-200	000	200	400	600	800	1000	1200	1400	1600	1800	2000	2200	2400	2600	2800
PARZIALI TERRENO		2.00	2.00	2.00	2.00	2.00	2.00	2.00	2.00	2.00	2.00	2.00	2.00	2.00	2.00	2.00	2.00	2.00	2.00	2.00	2.00	2.00	2.00	2.00	2.00	2.00	2.00	2.00	2.00
QUOTE TERRENO	108.77	108.45	108.12	107.80	107.47	107.15	106.82	106.50	106.17	105.85	105.52	105.20	104.87	104.55	104.47	104.66	104.86	105.06	105.25	105.45	105.64	105.81	105.96	105.94	105.90	105.80	105.70	105.60	105.50
PROGRESSIVE PROGETTO				-22.00	-20.48	-17.48	-15.48	-13.98	-11.98				-4.20		0.00		4.20	4.62		9.10	10.00								
PARZIALI PROGETTO				1.52	3.00	1.50	0.50	1.50	2.00		7.37		0.41	4.20		4.20	0.42	4.48		0.90									
QUOTE PROGETTO				107.80	106.79	106.74	106.74	107.74	107.74				112.57	112.65	112.70		112.65	112.57		109.67	109.67								

SEZIONE 275

PROGRESSIVA 17250.00

BALLAST	m ²	2.04
FONDAZIONE	m ²	2.78
RILEVATO	m ²	145.25
SUB_BALLAST	m ²	1.00
SCAVO DEI FOSSI	m ²	0.67
STRADELLO	m ²	0.86
SCOTICO	m	28.85
INERBIMENTO	m	23.95
RINTERRO	m ²	1.58

BINARIO ESISTENTE DA DEMOLIRE

113,28

98


1: 200

PROGRESSIVE TERRENO	-28.00	-26.00	-24.00	-22.00	-20.00	-18.00	-16.00	-14.00	-12.00	-10.00	-8.00	-6.00	-4.00	-2.00	0.00	2.00	4.00	6.00	8.00	10.00	12.00	14.00	16.00	18.00	20.00	22.00	24.00	26.00	28.00
PARZIALI TERRENO		2.00	2.00	2.00	2.00	2.00	2.00	2.00	2.00	2.00	2.00	2.00	2.00	2.00	2.00	2.00	2.00	2.00	2.00	2.00	2.00	2.00	2.00	2.00	2.00	2.00	2.00	2.00	2.00
QUOTE TERRENO	104.02	104.06	104.11	104.15	104.20	104.24	104.29	104.33	104.38	104.42	104.46	104.51	104.55	104.60	104.69	104.79	104.89	104.99	106.67	106.83	107.04	107.07	106.63	105.94	105.15	105.00	105.00	106.67	108.36
PROGRESSIVE PROGETTO			-24.23		-21.23		-19.23		-17.98		-15.98		-4.20		0.00		4.20		4.62		6.35		7.25						
PARZIALI PROGETTO			0.25		3.00		1.50		0.50		5.25		2.00		7.37		0.41		4.20		0.42		1.73		0.90				
QUOTE PROGETTO			104.10		104.21		104.21		107.71		107.71		112.54		112.67		112.54		112.62		111.47		111.47						

SEZIONE 284

PROGRESSIVA 18500.00

BALLAST	m ²	2.49
FONDAZIONE	m ²	2.76
RILEVATO	m ²	109.26
SUB_BALLAST	m ²	1.01
SCAVO DEI FOSSI	m ²	0.72
STRADELLO	m ²	0.86
SCOTICO	m	25.23
INERBIMENTO	m	19.67
RINTERRO	m ²	1.85



BINARIO ESISTENTE DA DEMOLIRE

101.62

SEZIONE 287

PROGRESSIVA 18650.00

BALLAST	m ²	2.75
FONDAZIONE	m ²	2.78
RILEVATO	m ²	57.36
SUB_BALLAST	m ²	0.97
SCAVO DEI FOSSI	m ²	5.33
STRADELLO	m ²	1.72
SCOTICO	m	19.16
INERBIMENTO	m	13.42

BINARIO ESISTENTE DA DEMOLIRE

99.82

88

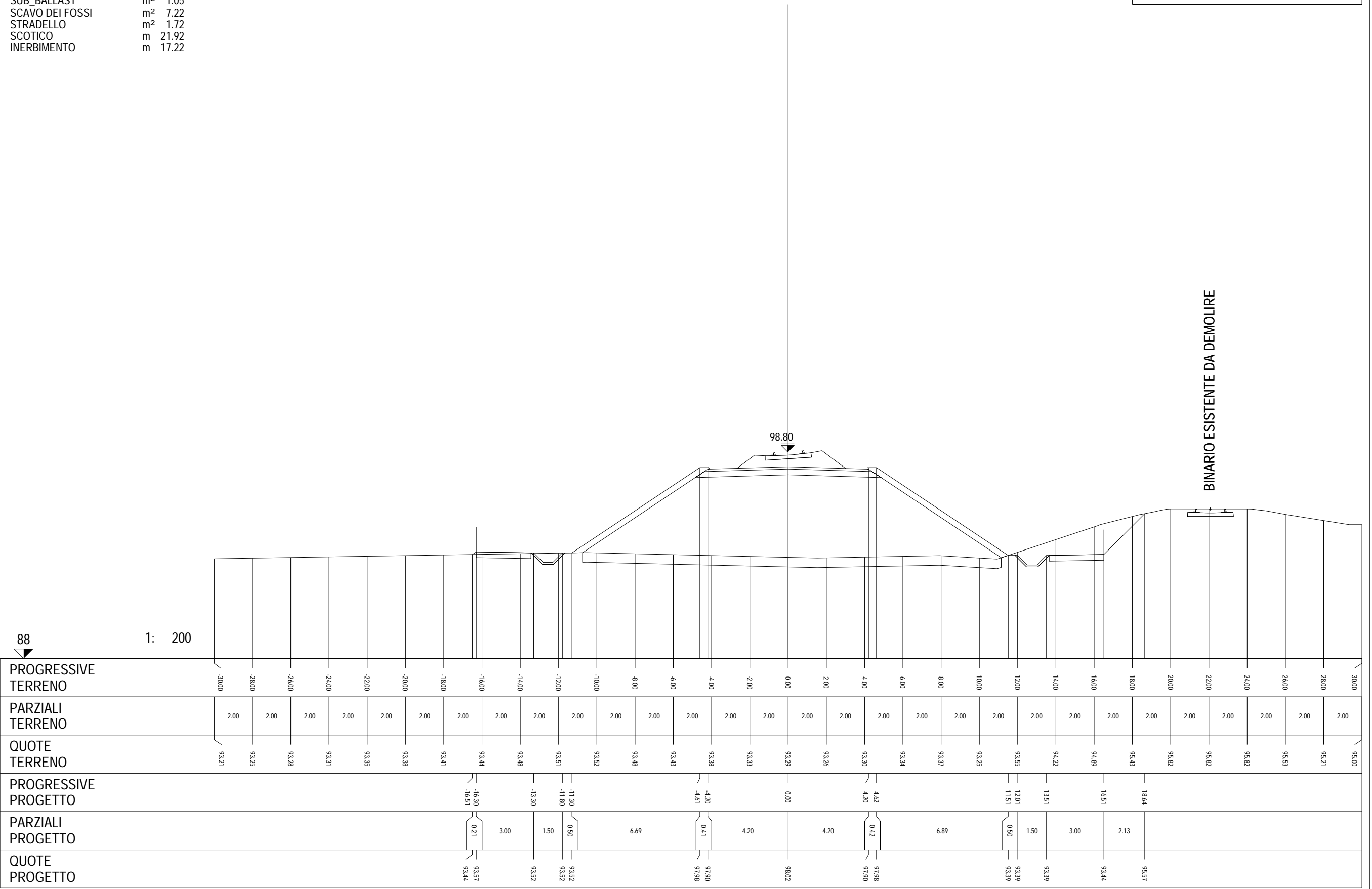
1: 200

PROGRESSIVE TERRENO	-2800	-2600	-2400	-2200	-2000	-1800	-1600	-1400	-1200	-1000	-800	-600	-400	-200	000	200	400	600	800	1000	1200	1400	1600	1800	2000	2200	2400	2600	2800	
PARZIALI TERRENO		2.00	2.00	2.00	2.00	2.00	2.00	2.00	2.00	2.00	2.00	2.00	2.00	2.00	2.00	2.00	2.00	2.00	2.00	2.00	2.00	2.00	2.00	2.00	2.00	2.00	2.00	2.00	2.00	
QUOTE TERRENO	96.82	96.86	96.89	96.85	96.73	96.59	96.46	96.21	95.82	95.42	95.03	94.64	94.24	94.04	93.96	94.57	95.05	95.29	95.50	95.70	95.89	95.99	96.00	96.06	96.25	96.45	96.64	96.83	97.02	
PROGRESSIVE PROGETTO							-15.98	-15.00	-12.00	-10.00	-10.50	-4.61	-4.20		0.00		4.62	4.20		10.14	11.64	14.65	14.93							
PARZIALI PROGETTO							0.98	3.00	1.50	0.50	5.39	0.41	4.20	4.20		4.20	0.42	5.02		0.50	1.50	3.01	0.28							
QUOTE PROGETTO						96.46	95.47	95.42	95.42	95.42	95.42	98.93	99.01	99.06	99.06	99.01	98.93	99.01	95.66	95.66	95.66	95.66	95.71	96.00						

SEZIONE 289

PROGRESSIVA 18750.00

BALLAST	m ²	2.76
FONDAZIONE	m ²	2.78
RILEVATO	m ²	65.74
SUB_BALLAST	m ²	1.05
SCAVO DEI FOSSI	m ²	7.22
STRADELLO	m ²	1.72
SCOTICO	m	21.92
INERBIMENTO	m	17.22



BINARIO ESISTENTE DA DEMOLIRE

1: 200

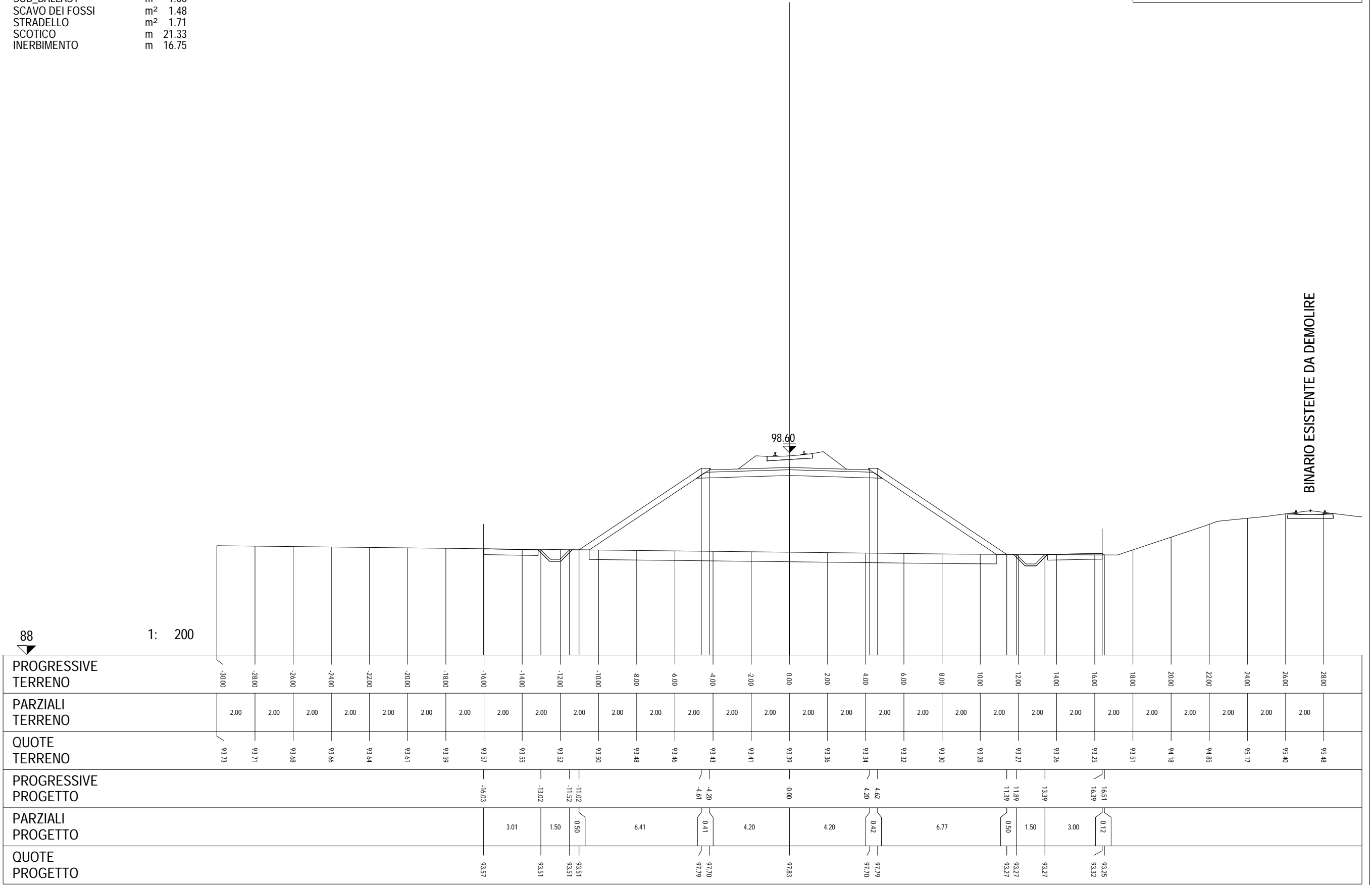
88

PROGRESSIVE TERRENO	-30.00	-28.00	-26.00	-24.00	-22.00	-20.00	-18.00	-16.00	-14.00	-12.00	-10.00	-8.00	-6.00	-4.00	-2.00	0.00	2.00	4.00	6.00	8.00	10.00	12.00	14.00	16.00	18.00	20.00	22.00	24.00	26.00	28.00	30.00
PARZIALI TERRENO	2.00	2.00	2.00	2.00	2.00	2.00	2.00	2.00	2.00	2.00	2.00	2.00	2.00	2.00	2.00	2.00	2.00	2.00	2.00	2.00	2.00	2.00	2.00	2.00	2.00	2.00	2.00	2.00	2.00	2.00	2.00
QUOTE TERRENO	93.21	93.25	93.28	93.31	93.35	93.38	93.41	93.44	93.48	93.51	93.52	93.48	93.43	93.38	93.33	93.29	93.26	93.30	93.34	93.37	93.25	93.55	94.22	94.89	95.43	95.82	95.82	95.82	95.53	95.21	95.00
PROGRESSIVE PROGETTO								-16.30	-13.30	-11.30	-11.80	-4.20		4.20		0.00		4.20				12.01	13.51	16.51	18.64						
PARZIALI PROGETTO								0.21	3.00	1.50	0.50	6.69		0.41	4.20		4.20	0.42		6.89		0.50	1.50	3.00	2.13						
QUOTE PROGETTO								93.44	93.57	93.52	93.52	97.90		97.90		98.02		97.98				93.39	93.39	93.44	95.57						

SEZIONE 290

PROGRESSIVA 18800.00

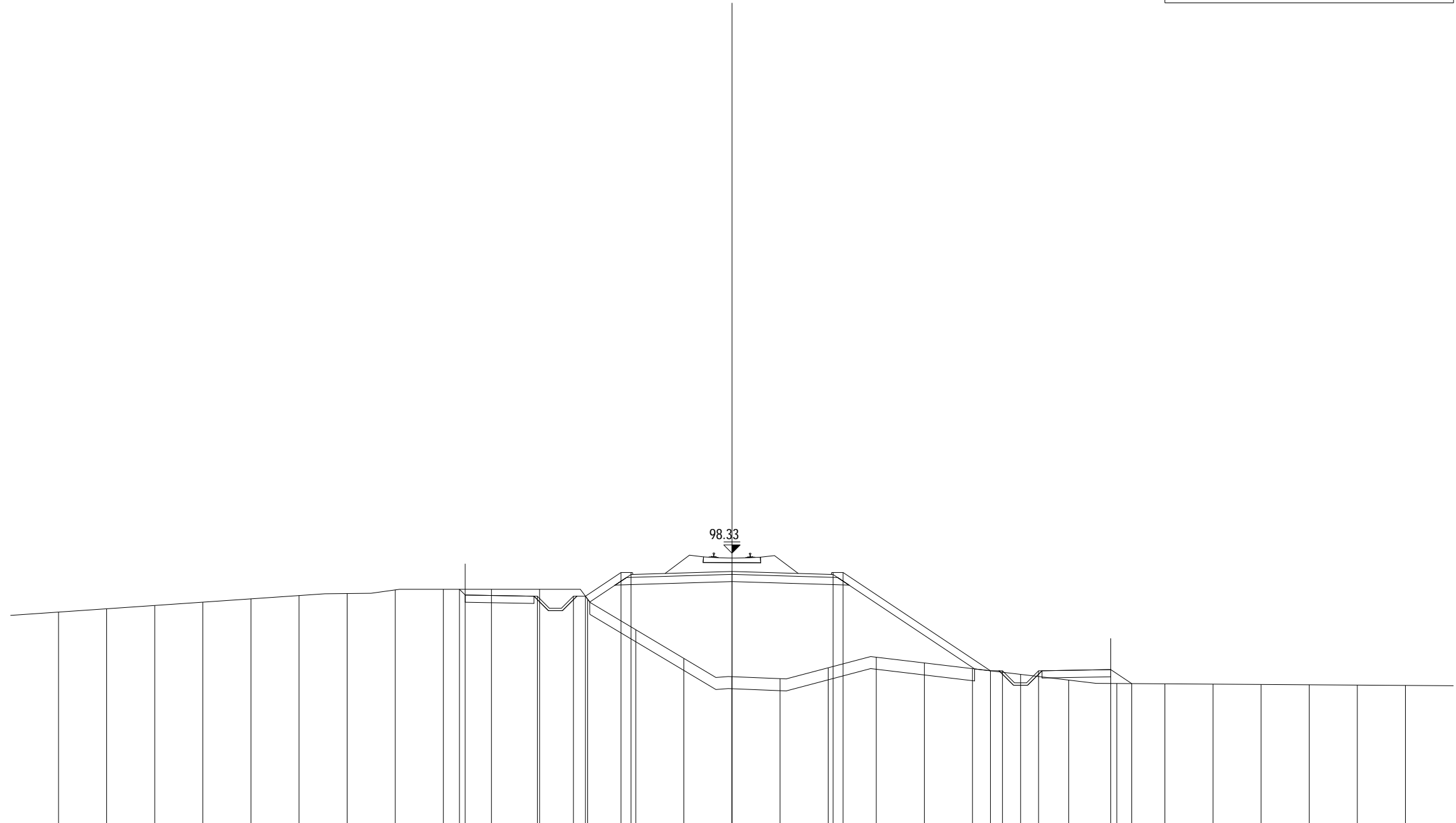
BALLAST	m ²	2.71
FONDAZIONE	m ²	2.78
RILEVATO	m ²	60.85
SUB_BALLAST	m ²	1.06
SCAVO DEI FOSSI	m ²	1.48
STRADELLO	m ²	1.71
SCOTICO	m	21.33
INERBIMENTO	m	16.75



SEZIONE 292

PROGRESSIVA 18900.00

BALLAST	m ²	2.42
FONDAZIONE	m ²	2.76
RILEVATO	m ²	40.37
SUB_BALLAST	m ²	1.05
SCAVO DEI FOSSI	m ²	2.56
STRADELLO	m ²	1.72
SCOTICO	m	17.01
INERBIMENTO	m	10.05



87

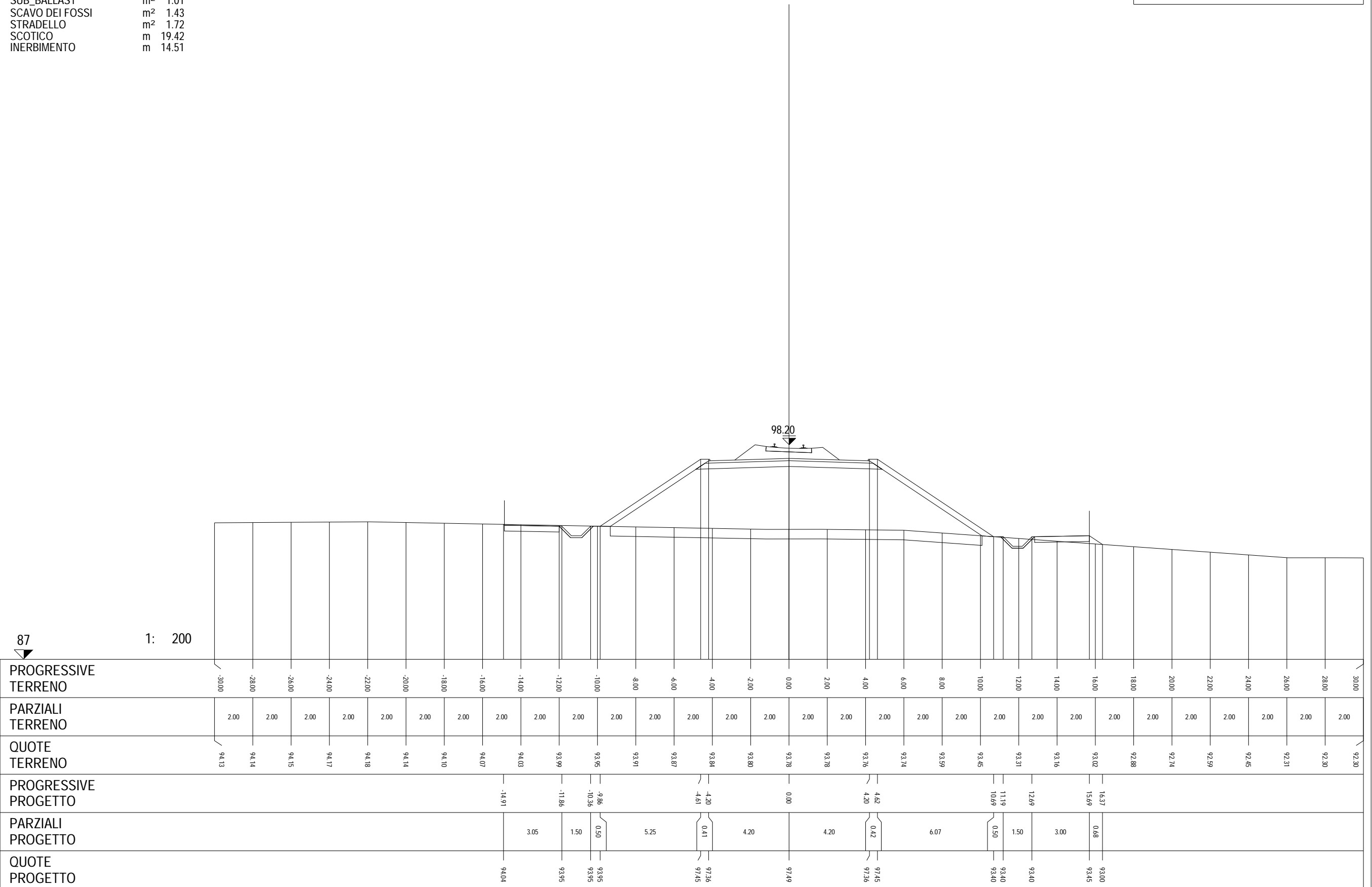
1: 200

PROGRESSIVE TERRENO	-28.00	-26.00	-24.00	-22.00	-20.00	-18.00	-16.00	-14.00	-12.00	-10.00	-8.00	-6.00	-4.00	-2.00	0.00	2.00	4.00	6.00	8.00	10.00	12.00	14.00	16.00	18.00	20.00	22.00	24.00	26.00	28.00	
PARZIALI TERRENO		2.00	2.00	2.00	2.00	2.00	2.00	2.00	2.00	2.00	2.00	2.00	2.00	2.00	2.00	2.00	2.00	2.00	2.00	2.00	2.00	2.00	2.00	2.00	2.00	2.00	2.00	2.00	2.00	
QUOTE TERRENO	95.88	96.02	96.16	96.30	96.43	96.57	96.65	96.81	96.83	96.83	96.83	96.42	95.15	93.96	93.20	93.12	93.57	94.01	93.77	93.53	93.30	93.06	92.92	92.90	92.89	92.88	92.86	92.85	92.84	
PROGRESSIVE PROGETTO									-11.09	-11.33	-8.09	-6.09	-4.61	-4.20	0.00		4.62	4.20		10.75	11.25	12.75	15.75	16.62						
PARZIALI PROGETTO									0.24	3.00	1.50	0.50	1.48	0.41	4.20	4.20	0.42	6.13		0.50	1.50	3.00	0.87							
QUOTE PROGETTO									96.59	96.83	96.54	96.54	97.53	97.45	97.57		97.53	97.45		93.44	93.44	93.44	93.49	92.91						

SEZIONE 293

PROGRESSIVA 18950.00

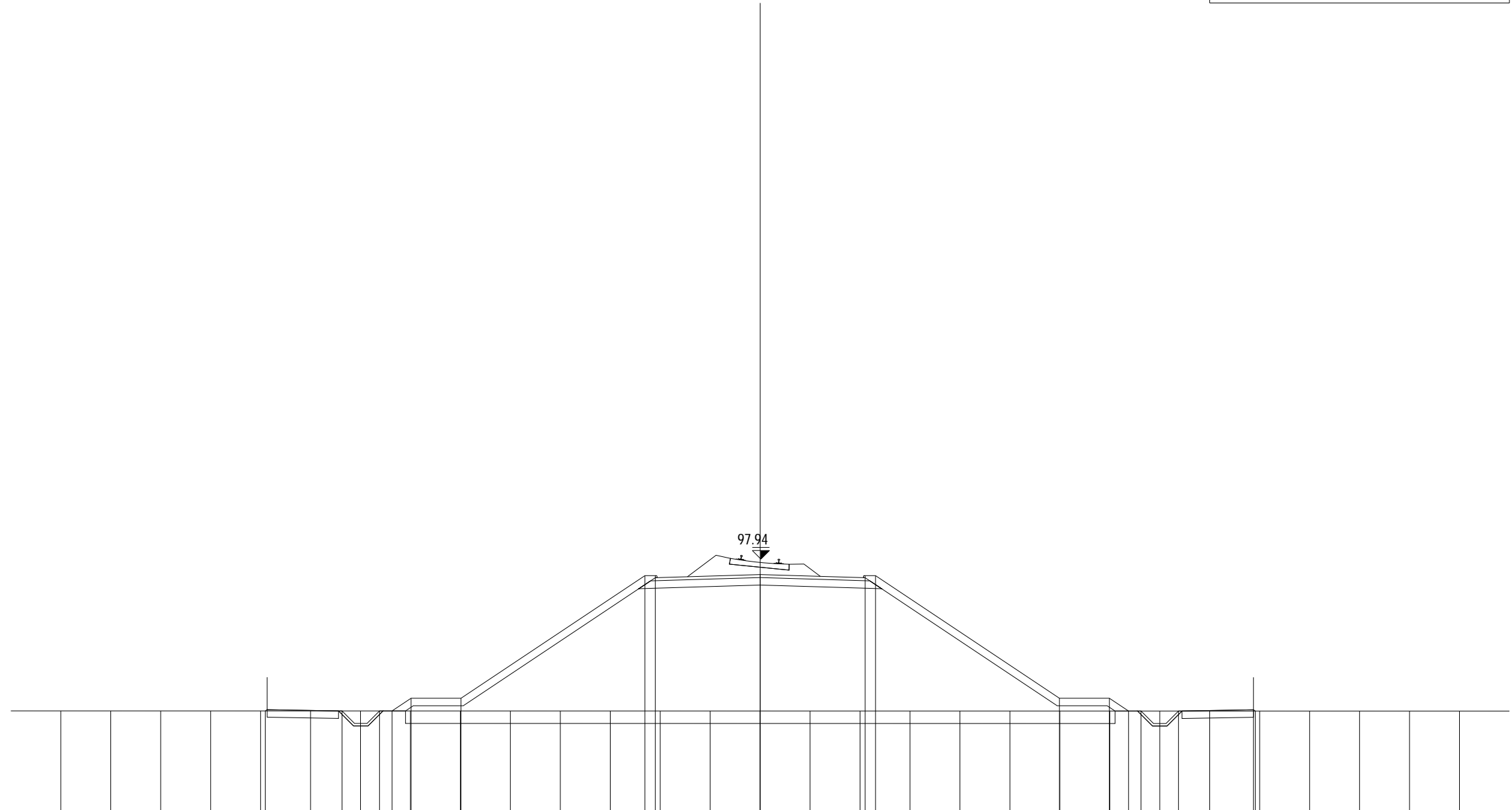
BALLAST	m ²	2.30
FONDAZIONE	m ²	2.80
RILEVATO	m ²	46.15
SUB_BALLAST	m ²	1.01
SCAVO DEI FOSSI	m ²	1.43
STRADELLO	m ²	1.72
SCOTICO	m	19.42
INERBIMENTO	m	14.51



SEZIONE 295

PROGRESSIVA 19050.00

BALLAST	m ²	2.06
FONDAZIONE	m ²	2.80
RILEVATO	m ²	85.20
SUB_BALLAST	m ²	0.99
SCAVO DEI FOSSI	m ²	1.41
STRADELLO	m ²	1.72
SCOTICO	m	28.41
INERBIMENTO	m	24.44



86

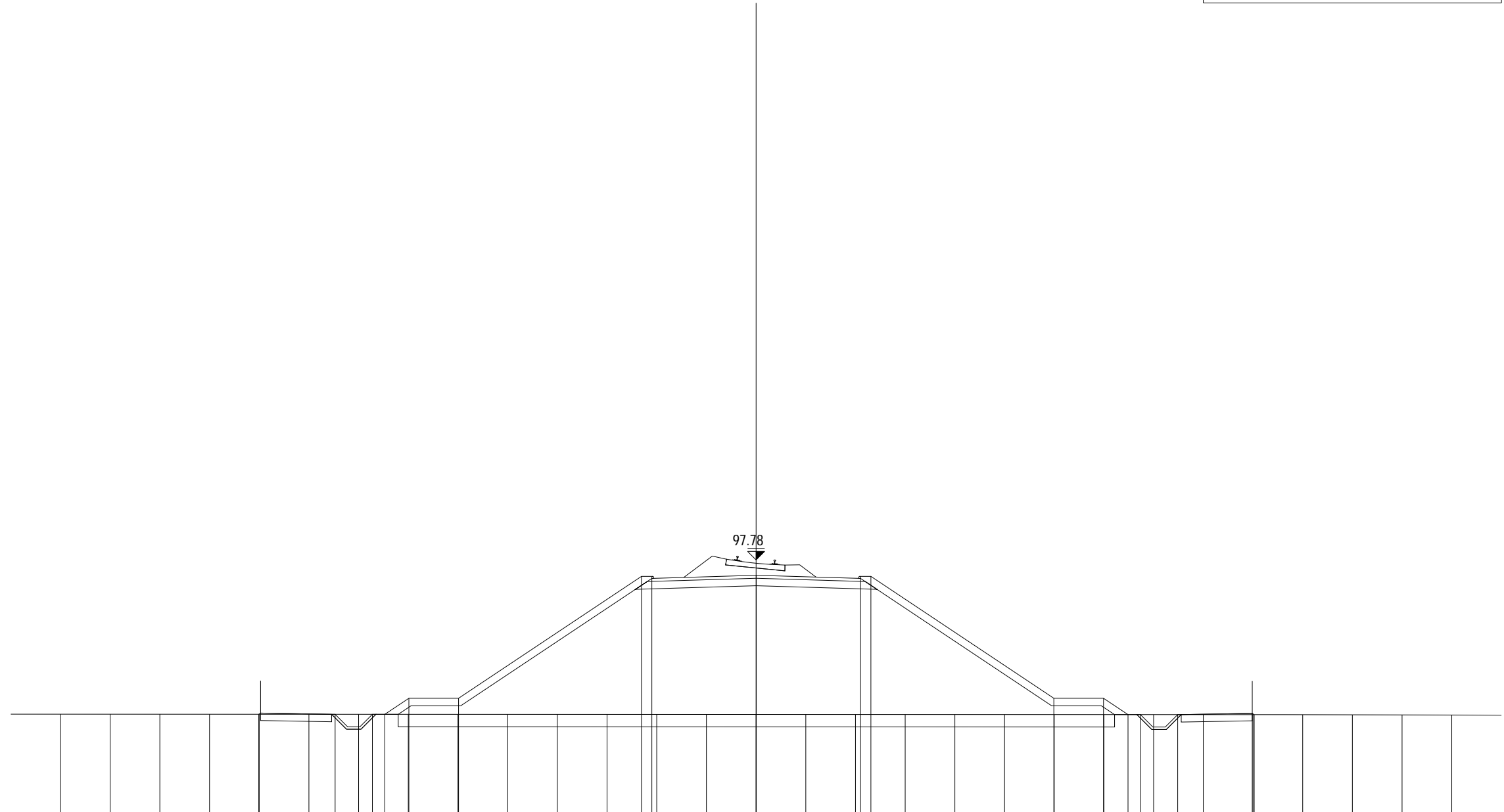
1: 200

PROGRESSIVE TERRENO	-2800	-2600	-2400	-2200	-2000	-1800	-1600	-1400	-1200	-1000	-800	-600	-400	-200	000	200	400	600	800	1000	1200	1400	1600	1800	2000	2200	2400	2600	2800
PARZIALI TERRENO		2.00	2.00	2.00	2.00	2.00	2.00	2.00	2.00	2.00	2.00	2.00	2.00	2.00	2.00	2.00	2.00	2.00	2.00	2.00	2.00	2.00	2.00	2.00	2.00	2.00	2.00	2.00	2.00
QUOTE TERRENO	91.86	91.86	91.86	91.86	91.86	91.86	91.86	91.86	91.86	91.86	91.86	91.86	91.86	91.86	91.86	91.86	91.85	91.85	91.85	91.85	91.85	91.85	91.85	91.85	91.85	91.85	91.85	91.85	91.85
PROGRESSIVE PROGETTO					-19.81	-16.74	-14.74	-13.98	-11.98				-4.61	-4.20	0.00	4.20	4.62				11.98	13.98	15.25	16.75		19.75	19.83		
PARZIALI PROGETTO					3.07	1.50	0.50	0.76	2.00		7.37		0.41	4.20		4.20	0.42		7.36		2.00	0.77	0.50	1.50		3.00	0.08		
QUOTE PROGETTO					91.86	91.86	91.86	92.37	92.37				91.27	91.19	91.32	91.27	91.27				92.37	92.37	91.85	91.85		91.90	91.85		

SEZIONE 296

PROGRESSIVA 19100.00

BALLAST	m ²	2.05
FONDAZIONE	m ²	2.80
RILEVATO	m ²	89.22
SUB_BALLAST	m ²	1.02
SCAVO DEI FOSSI	m ²	1.41
STRADELLO	m ²	1.70
SCOTICO	m	28.83
INERBIMENTO	m	24.94



86

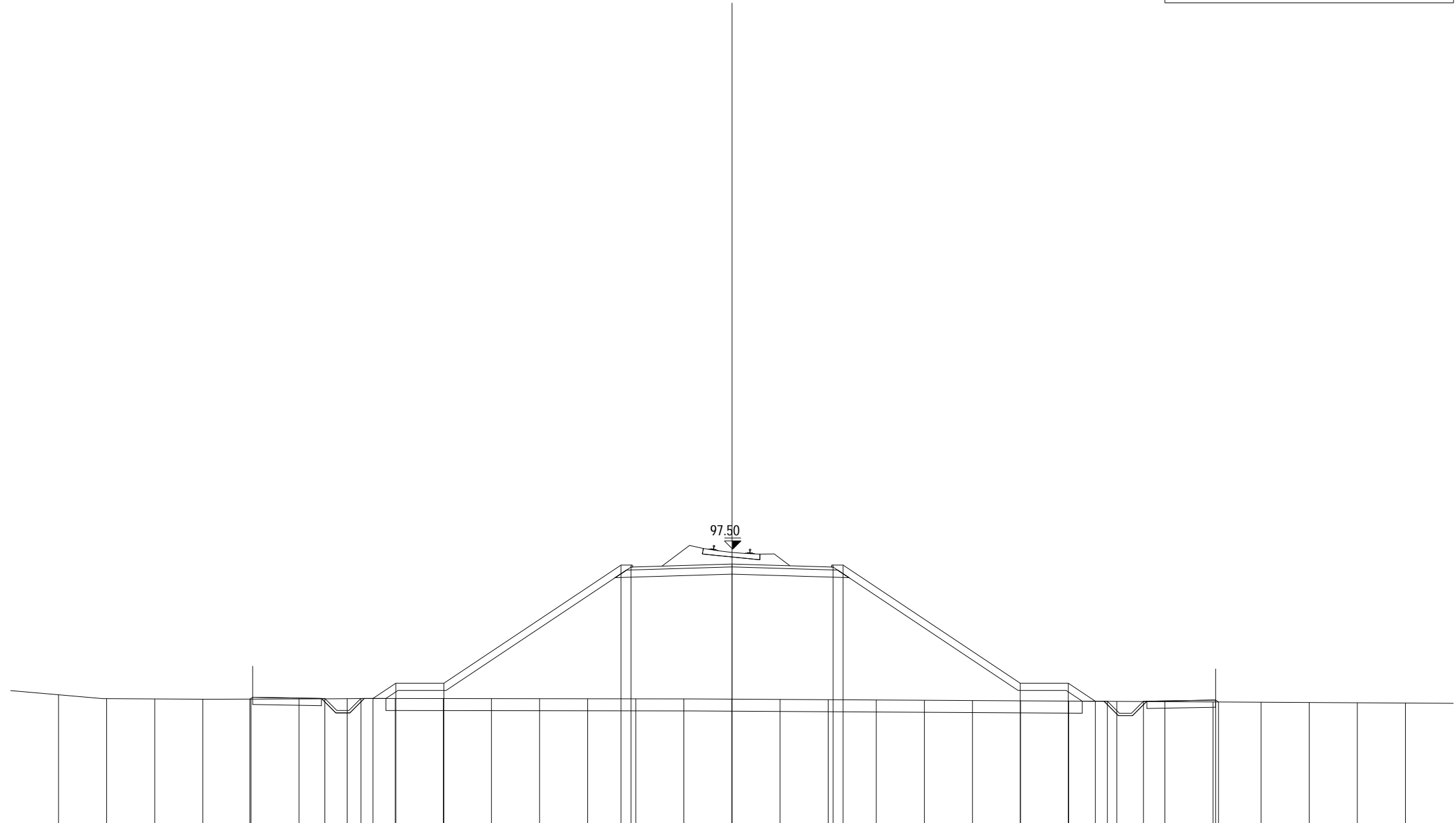
1: 200

PROGRESSIVE TERRENO	-2800	-2600	-2400	-2200	-2000	-1800	-1600	-1400	-1200	-1000	-800	-600	-400	-200	000	200	400	600	800	1000	1200	1400	1600	1800	2000	2200	2400	2600	2800								
PARZIALI TERRENO		2.00	2.00	2.00	2.00	2.00	2.00	2.00	2.00	2.00	2.00	2.00	2.00	2.00	2.00	2.00	2.00	2.00	2.00	2.00	2.00	2.00	2.00	2.00	2.00	2.00	2.00	2.00	2.00								
QUOTE TERRENO	91.57	91.56	91.56	91.56	91.56	91.56	91.56	91.56	91.56	91.56	91.56	91.56	91.56	91.55	91.55	91.55	91.55	91.55	91.55	91.55	91.55	91.55	91.55	91.55	91.54	91.54	91.54	91.54	91.53								
PROGRESSIVE PROGETTO					-20.02		-16.94		-13.98		-11.98		-4.20		0.00		4.20		4.62		11.98		13.98		16.97		19.97		20.05								
PARZIALI PROGETTO						3.08		1.50		0.50		0.96		2.00			7.37		0.41		4.20		4.20		7.36		2.00		0.99		0.50		1.50		3.00		0.08
QUOTE PROGETTO					91.56		91.56		92.21		92.21		97.03		97.16		97.11		97.03		92.21		92.21		91.55		91.55		91.60		91.55		91.55		91.55		91.55

SEZIONE 297

PROGRESSIVA 19150.00

BALLAST	m ²	2.05
FONDAZIONE	m ²	2.78
RILEVATO	m ²	89.84
SUB_BALLAST	m ²	1.03
SCAVO DEI FOSSI	m ²	1.39
STRADELLO	m ²	1.72
SCOTICO	m	28.95
INERBIMENTO	m	25.12



86

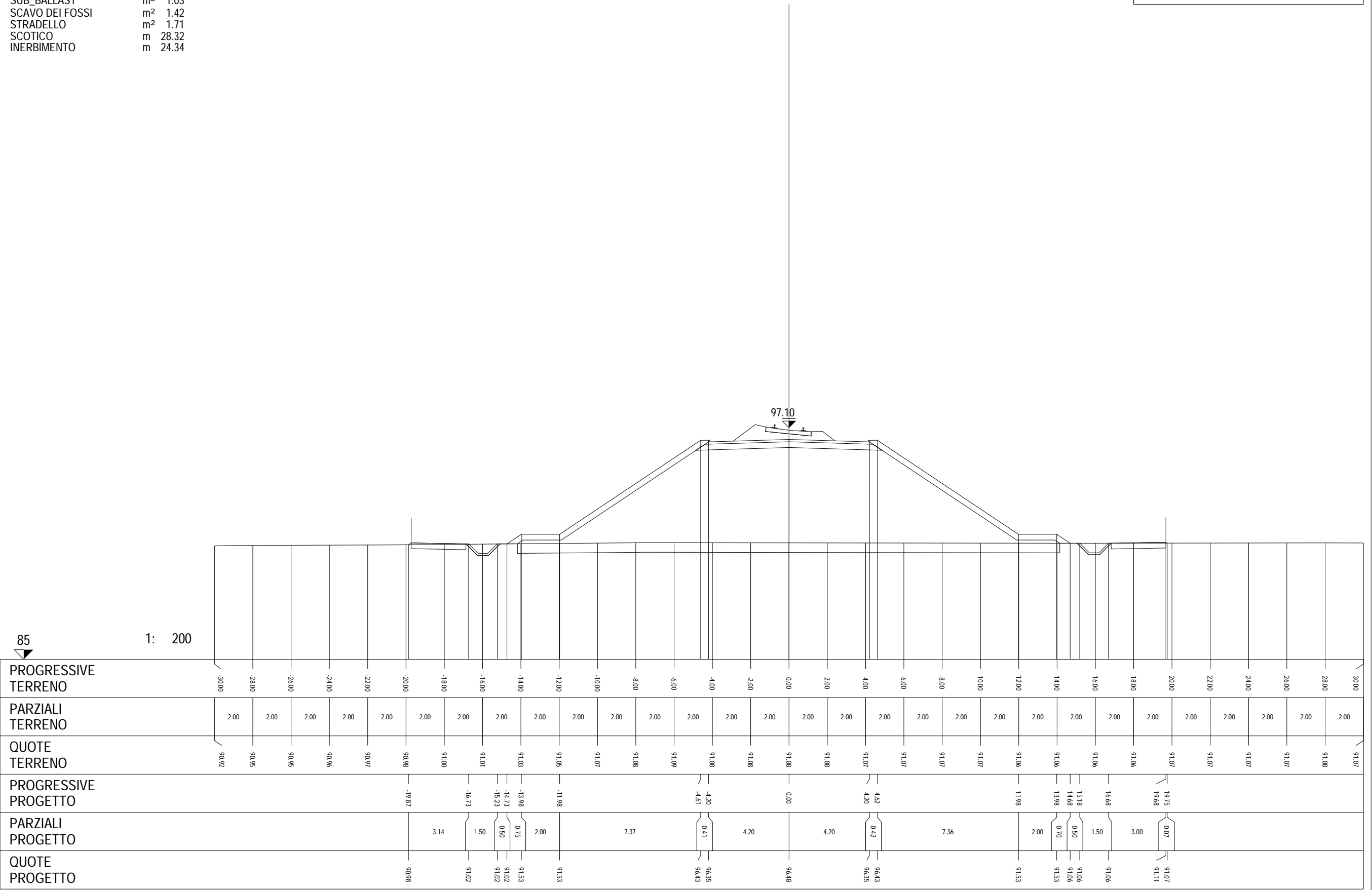
1: 200

PROGRESSIVE TERRENO	-28.00	-26.00	-24.00	-22.00	-20.00	-18.00	-16.00	-14.00	-12.00	-10.00	-8.00	-6.00	-4.00	-2.00	0.00	2.00	4.00	6.00	8.00	10.00	12.00	14.00	16.00	18.00	20.00	22.00	24.00	26.00	28.00	
PARZIALI TERRENO	2.00	2.00	2.00	2.00	2.00	2.00	2.00	2.00	2.00	2.00	2.00	2.00	2.00	2.00	2.00	2.00	2.00	2.00	2.00	2.00	2.00	2.00	2.00	2.00	2.00	2.00	2.00	2.00	2.00	
QUOTE TERRENO	91.45	91.29	91.28	91.26	91.27	91.28	91.29	91.29	91.29	91.29	91.28	91.28	91.28	91.28	91.27	91.25	91.24	91.23	91.22	91.21	91.20	91.18	91.17	91.16	91.15	91.14	91.13	91.12	91.10	
PROGRESSIVE PROGETTO					-20.04	-16.93	-15.43	-14.93	-13.98	-11.98		-4.20	-4.61	0.00		4.20	4.62				11.98	13.98	15.61	15.11	17.11	20.23	20.11			
PARZIALI PROGETTO					3.11	1.50	0.50	0.95	2.00		7.37	0.41	4.20		4.20	0.42	7.36			2.00	1.13	0.50	1.50	3.00	0.12					
QUOTE PROGETTO					91.27	91.29	91.29	91.93	91.93	91.93		96.84	96.75	96.88		96.84	96.75				91.93	91.93	91.18	91.18	91.18	91.23	91.15			

SEZIONE 298

PROGRESSIVA 19200.00

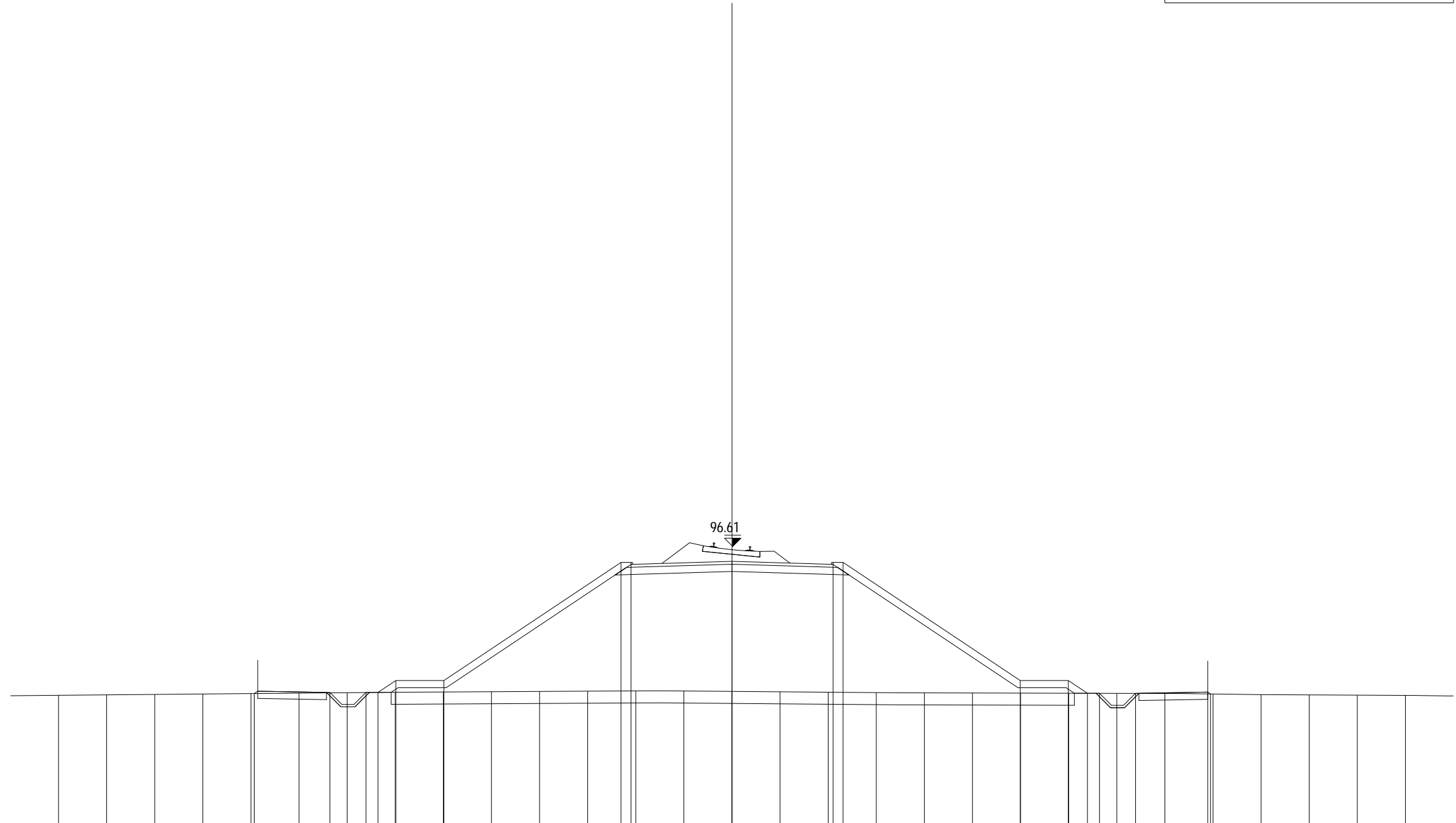
BALLAST	m ²	2.06
FONDAZIONE	m ²	2.78
RILEVATO	m ²	83.64
SUB_BALLAST	m ²	1.03
SCAVO DEI FOSSI	m ²	1.42
STRADELLO	m ²	1.71
SCOTICO	m	28.32
INERBIMENTO	m	24.34



SEZIONE 299

PROGRESSIVA 19250.00

BALLAST	m ²	2.06
FONDAZIONE	m ²	2.76
RILEVATO	m ²	84.20
SUB_BALLAST	m ²	1.03
SCAVO DEI FOSSI	m ²	1.38
STRADELLO	m ²	1.71
SCOTICO	m	28.41
INERBIMENTO	m	24.46



85


1: 200

PROGRESSIVE TERRENO	-28.00	-26.00	-24.00	-22.00	-20.00	-18.00	-16.00	-14.00	-12.00	-10.00	-8.00	-6.00	-4.00	-2.00	0.00	2.00	4.00	6.00	8.00	10.00	12.00	14.00	16.00	18.00	20.00	22.00	24.00	26.00	28.00
PARZIALI TERRENO		2.00	2.00	2.00	2.00	2.00	2.00	2.00	2.00	2.00	2.00	2.00	2.00	2.00	2.00	2.00	2.00	2.00	2.00	2.00	2.00	2.00	2.00	2.00	2.00	2.00	2.00	2.00	2.00
QUOTE TERRENO	90.43	90.44	90.46	90.48	90.50	90.52	90.53	90.55	90.56	90.57	90.59	90.60	90.61	90.60	90.59	90.57	90.55	90.54	90.53	90.52	90.52	90.51	90.51	90.50	90.48	90.45	90.44	90.43	90.42
PROGRESSIVE PROGETTO					-19.86		-16.72	-14.72	-13.98	-11.98			-4.20	-4.61	0.00		4.20	4.62			11.98	13.98	15.28	16.78		19.78	19.90		
PARZIALI PROGETTO					3.14		1.50	0.50	0.74	2.00			7.37	0.41		4.20		4.20			7.36		2.00	0.80	0.50	1.50	3.00	0.12	
QUOTE PROGETTO					90.50		90.55	90.55	91.04	91.04			95.87	95.87	95.99		95.87	95.95			91.04	91.04	90.51	90.51		90.48	90.56		

SEZIONE 300

PROGRESSIVA 19300.00

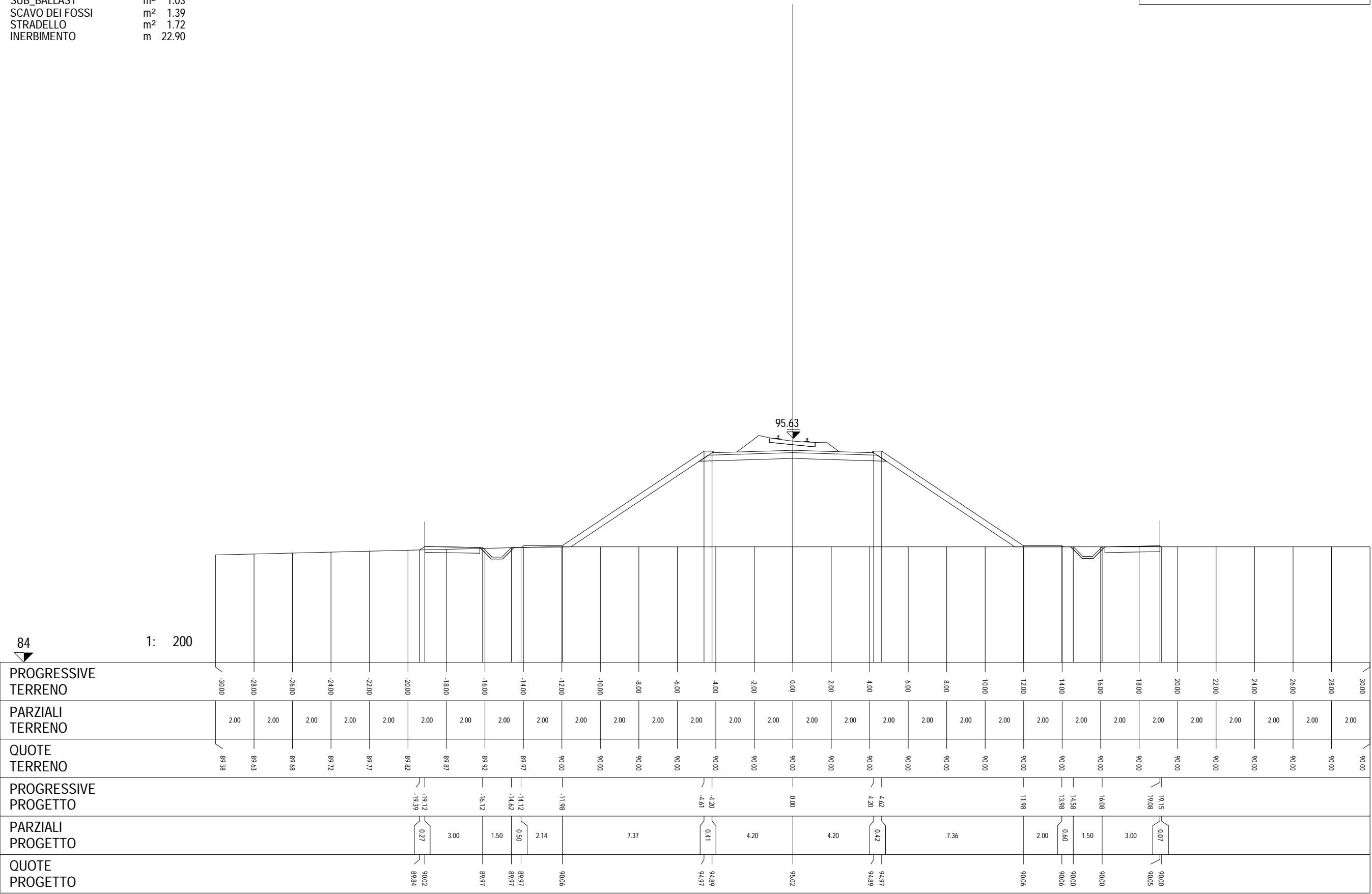
BALLAST	m ²	2.07
FONDAZIONE	m ²	2.76
RILEVATO	m ²	86.26
SUB_BALLAST	m ²	1.05
SCAVO DEI FOSSI	m ²	1.42
STRADELLO	m ²	1.71
INERBIMENTO	m	24.60



SEZIONE 301

PROGRESSIVA 19350.00

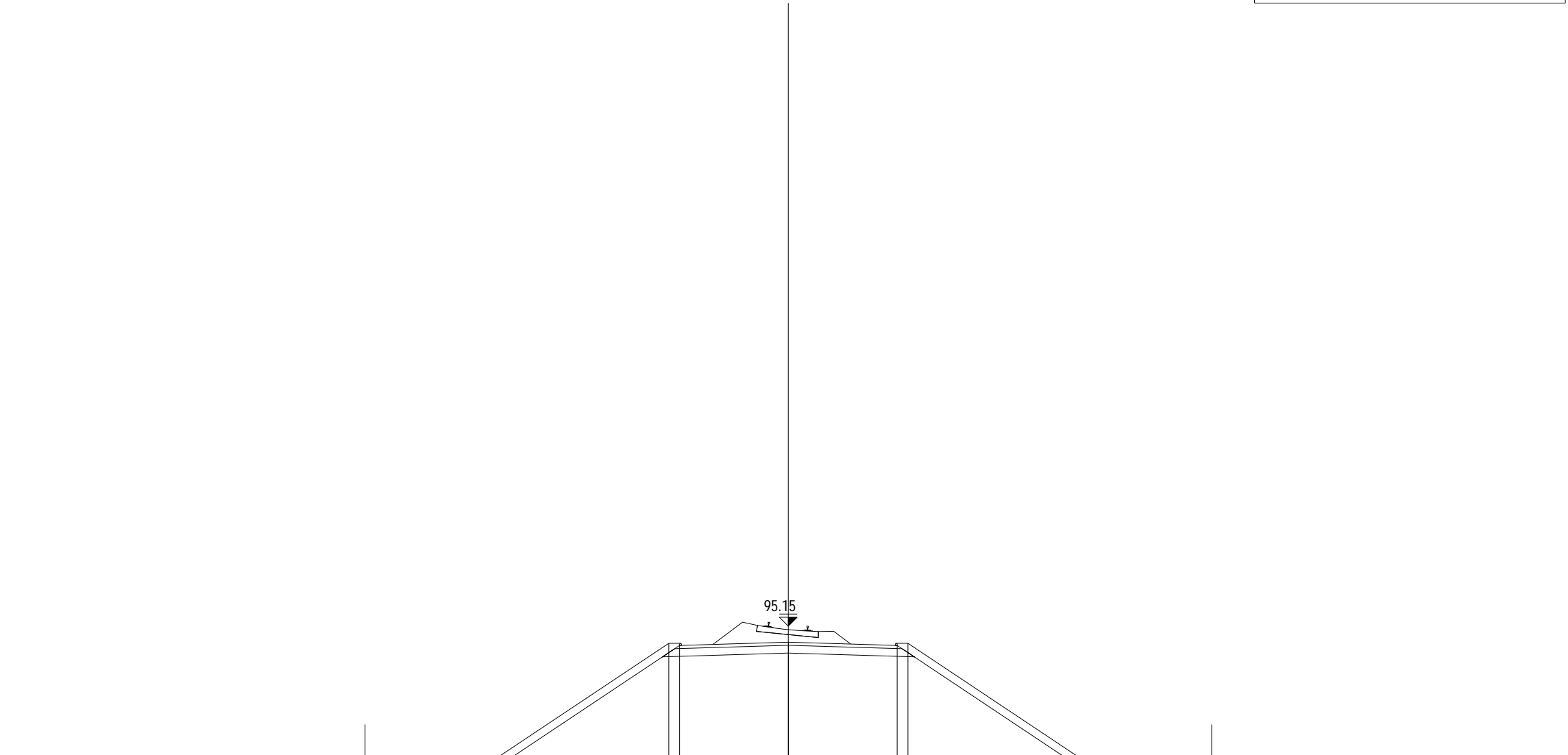
BALLAST	m ²	2.07
FONDAZIONE	m ²	2.74
RILEVATO	m ²	73.69
SUB_BALLAST	m ²	1.03
SCAVO DEI FOSSI	m ²	1.39
STRADELLO	m ²	1.72
INERBIMENTO	m	22.90



SEZIONE 302

PROGRESSIVA 19400.00

BALLAST	m ²	2.05
FONDAZIONE	m ²	2.74
RILEVATO	m ²	62.76
SUB_BALLAST	m ²	1.02
SCAVO DEI FOSSI	m ²	1.42
STRADELLO	m ²	1.72
INERBIMENTO	m	17.06



85

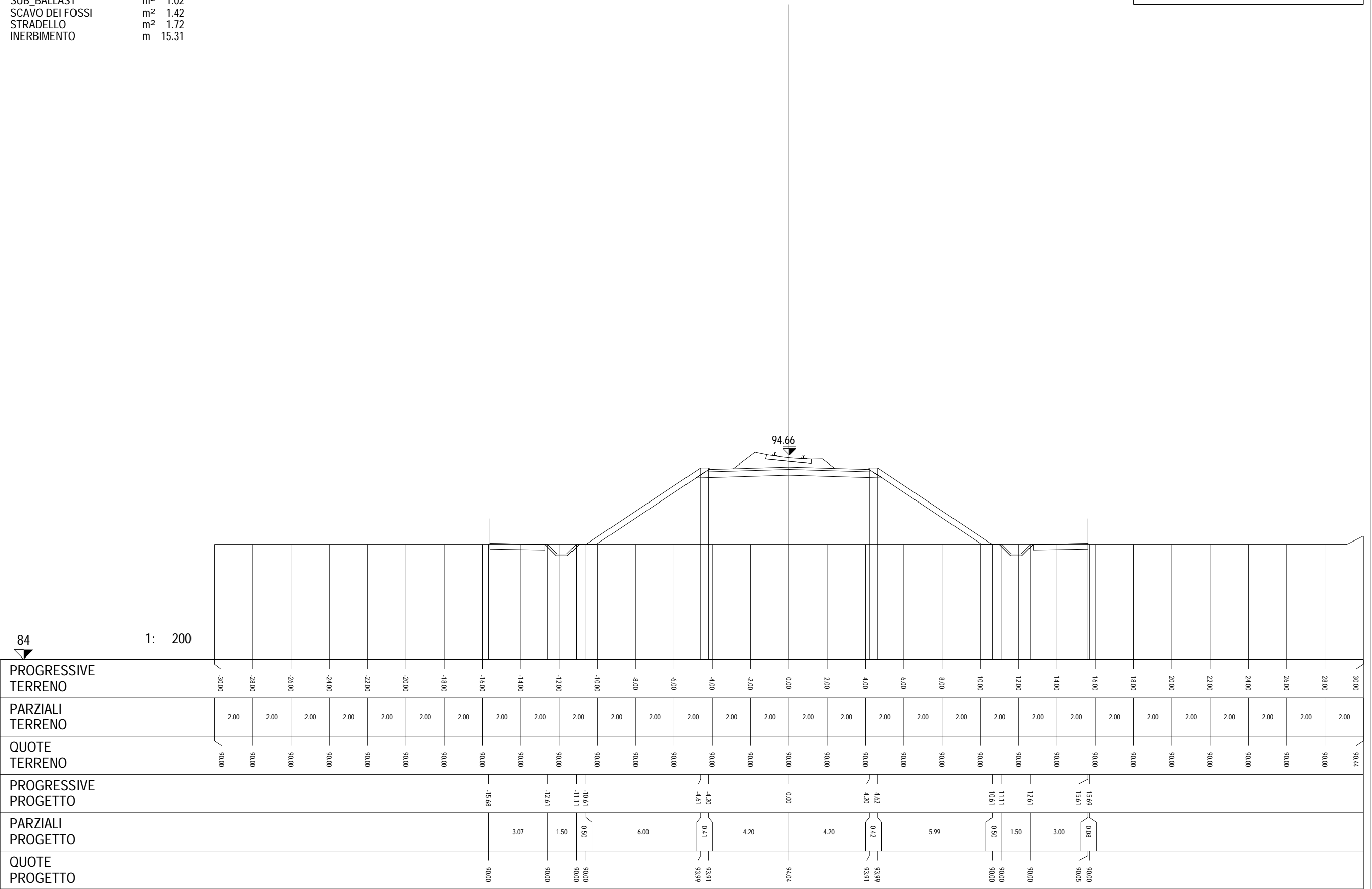
1: 200

PROGRESSIVE TERRENO	-28.00	-26.00	-24.00	-22.00	-20.00	-18.00	-16.00	-14.00	-12.00	-10.00	-8.00	-6.00	-4.00	-2.00	0.00	2.00	4.00	6.00	8.00	10.00	12.00	14.00	16.00	18.00	20.00	22.00	24.00	26.00	28.00
PARZIALI TERRENO		2.00	2.00	2.00	2.00	2.00	2.00	2.00	2.00	2.00	2.00	2.00	2.00	2.00	2.00	2.00	2.00	2.00	2.00	2.00	2.00	2.00	2.00	2.00	2.00	2.00	2.00	2.00	2.00
QUOTE TERRENO		90.00	90.00	90.00	90.00	90.00	90.00	90.00	90.00	90.00	90.00	90.00	90.00	90.00	90.00	90.00	90.00	90.00	90.00	90.00	90.00	90.00	90.00	90.00	90.00	90.00	90.00	90.00	90.00
PROGRESSIVE PROGETTO							-16.41	-13.34	-11.34	-11.84		-4.61	-4.20	0.00		4.20	4.62			11.35	11.85	13.35	16.35	16.42					
PARZIALI PROGETTO							3.07	1.50	0.50		6.73	0.41	4.20		4.20	0.42		6.73		0.50	1.50	3.00	0.07						
QUOTE PROGETTO							90.00	90.00	90.00	90.00		94.48	94.40	94.53		94.48	94.40		90.00	90.00	90.00	90.00	90.05	90.00					

SEZIONE 303

PROGRESSIVA 19450.00

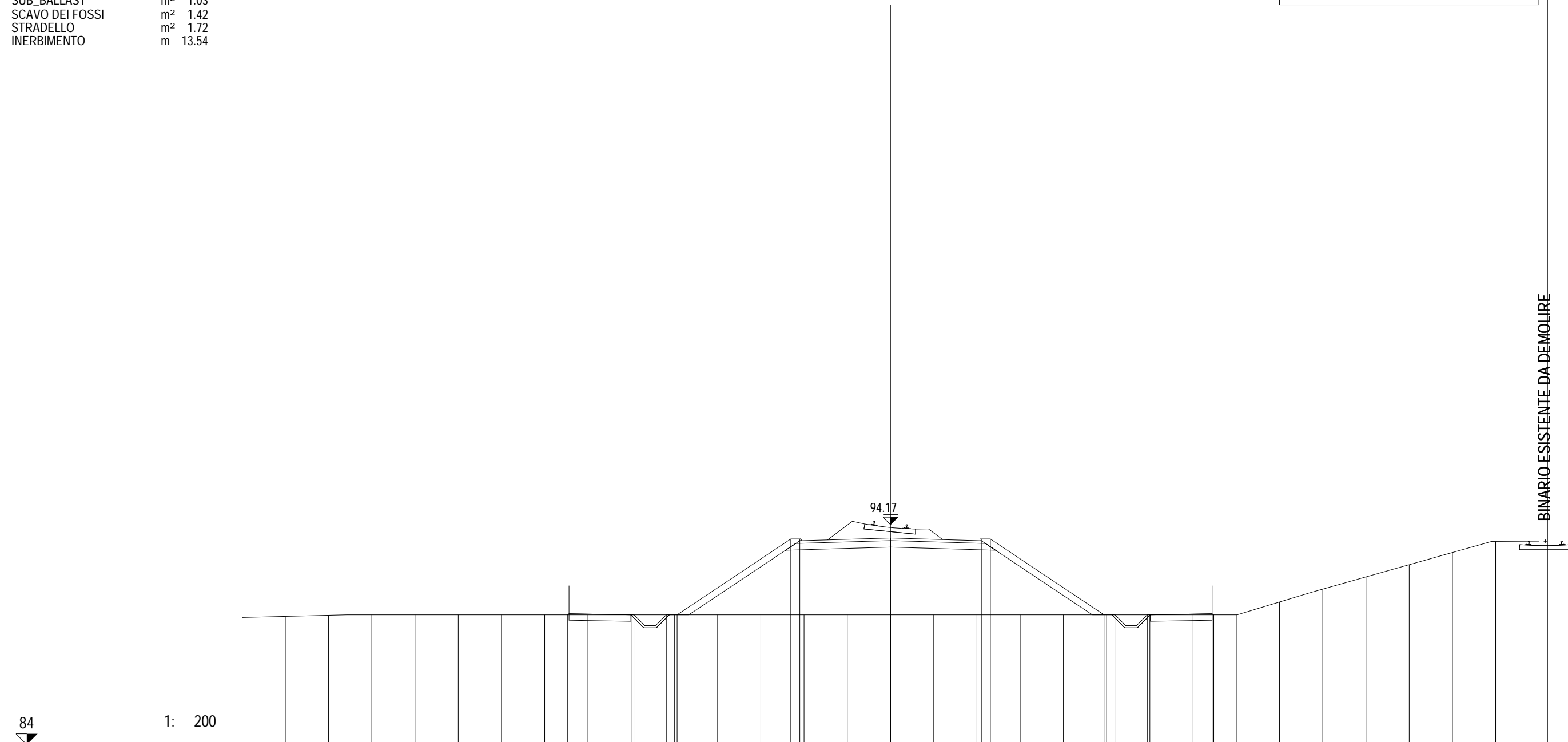
BALLAST	m ²	2.06
FONDAZIONE	m ²	2.78
RILEVATO	m ²	52.56
SUB_BALLAST	m ²	1.02
SCAVO DEI FOSSI	m ²	1.42
STRADELLO	m ²	1.72
INERBIMENTO	m	15.31



SEZIONE 304

PROGRESSIVA 19500.00

BALLAST	m ²	2.07
FONDAZIONE	m ²	2.80
RILEVATO	m ²	43.06
SUB_BALLAST	m ²	1.03
SCAVO DEI FOSSI	m ²	1.42
STRADELLO	m ²	1.72
INERBIMENTO	m	13.54



84

1: 200

PROGRESSIVE TERRENO	-28.00	-26.00	-24.00	-22.00	-20.00	-18.00	-16.00	-14.00	-12.00	-10.00	-8.00	-6.00	-4.00	-2.00	0.00	2.00	4.00	6.00	8.00	10.00	12.00	14.00	16.00	18.00	20.00	22.00	24.00	26.00	28.00
PARZIALI TERRENO	2.00	2.00	2.00	2.00	2.00	2.00	2.00	2.00	2.00	2.00	2.00	2.00	2.00	2.00	2.00	2.00	2.00	2.00	2.00	2.00	2.00	2.00	2.00	2.00	2.00	2.00	2.00	2.00	2.00
QUOTE TERRENO	89.93	89.98	90.00	90.00	90.00	90.00	90.00	90.00	90.00	90.00	90.00	90.00	90.00	90.00	90.00	90.00	90.00	90.00	90.00	90.00	90.00	90.00	90.59	91.19	91.75	92.32	92.88	93.39	
PROGRESSIVE PROGETTO							-14.95	-11.87	-9.87	-10.37	-4.20	-4.61	0.00	4.20	4.62	9.88	10.38	11.88	14.88	14.96									
PARZIALI PROGETTO							3.08	1.50	0.50	5.26	0.41	4.20	4.20	0.42	5.26	0.50	1.50	3.00	0.08										
QUOTE PROGETTO							90.00	90.00	90.00	93.42	93.51	93.55	93.42	93.51	90.00	90.00	90.00	90.00	90.05										

BINARIO ESISTENTE DA DEMOLIRE

SEZIONE 305

PROGRESSIVA 19550.00

BALLAST	m ²	2.07
FONDAZIONE	m ²	2.78
RILEVATO	m ²	34.56
SUB_BALLAST	m ²	1.06
SCAVO DEI FOSSI	m ²	4.98
STRADELLO	m ²	1.71
SCOTICO	m	17.41
INERBIMENTO	m	12.07

BINARIO ESISTENTE DA DEMOLIRE

93.68

83

1: 200

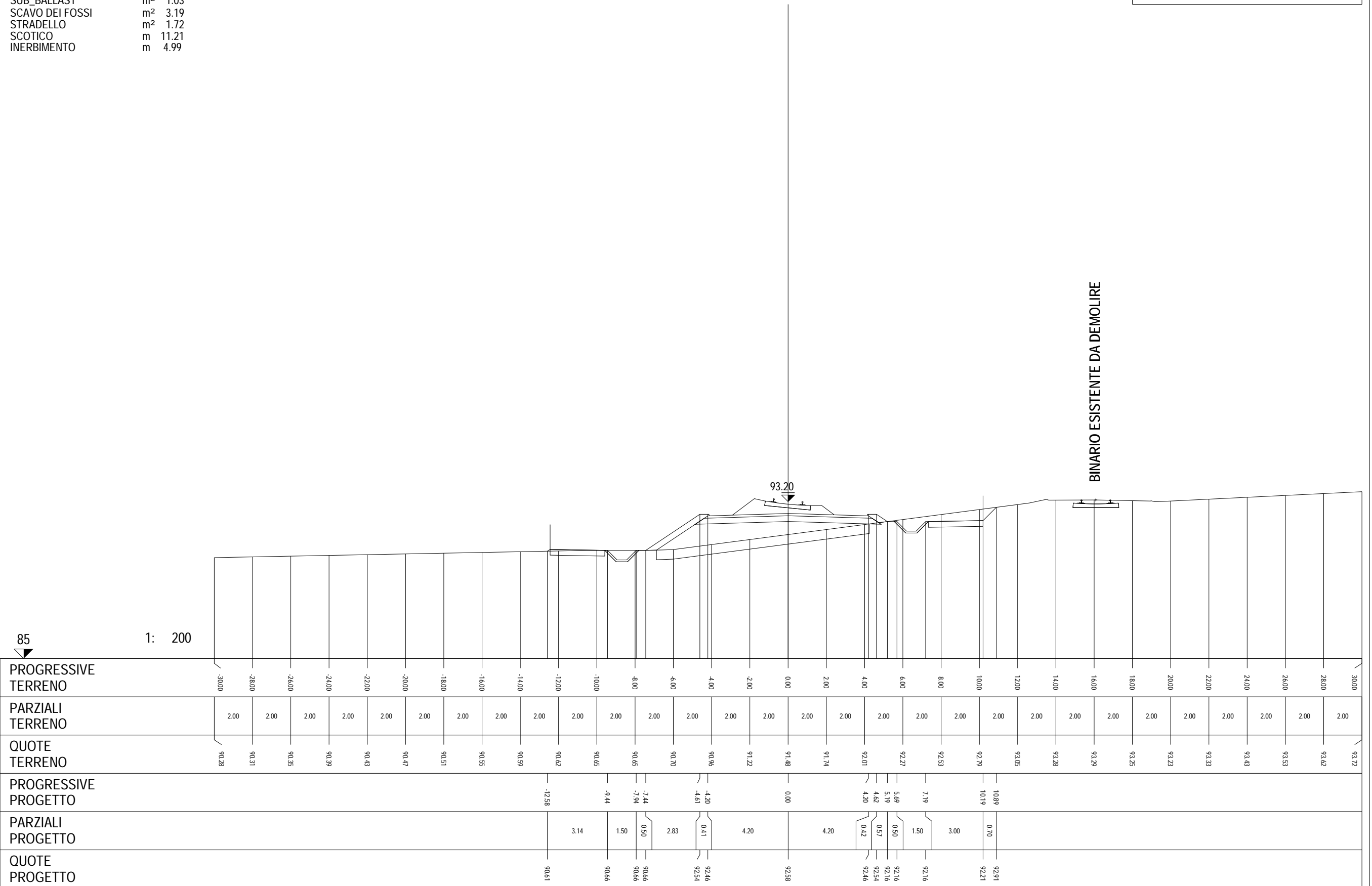
PROGRESSIVE TERRENO	-28.00	-26.00	-24.00	-22.00	-20.00	-18.00	-16.00	-14.00	-12.00	-10.00	-8.00	-6.00	-4.00	-2.00	0.00	2.00	4.00	6.00	8.00	10.00	12.00	14.00	16.00	18.00	20.00	22.00	24.00	26.00	28.00
PARZIALI TERRENO		2.00	2.00	2.00	2.00	2.00	2.00	2.00	2.00	2.00	2.00	2.00	2.00	2.00	2.00	2.00	2.00	2.00	2.00	2.00	2.00	2.00	2.00	2.00	2.00	2.00	2.00	2.00	2.00
QUOTE TERRENO	89.17	89.24	89.31	89.39	89.46	89.53	89.60	89.67	89.75	89.82	89.89	89.96	90.00	90.00	90.00	90.00	90.00	90.00	90.00	90.00	90.58	91.25	91.91	92.57	93.23	93.65	93.32	93.33	93.49
PROGRESSIVE PROGETTO							-14.75	-14.38	-11.38	-9.88	-9.38		-4.61	-4.20	0.00		4.62	4.20		9.15	9.65	11.15	14.15	16.02					
PARZIALI PROGETTO							0.37	3.00	1.50	0.50	4.77		0.41	4.20		4.20	0.42	4.53		0.50	1.50	3.00	1.87						
QUOTE PROGETTO							89.65	89.89	89.84	89.84	89.84		93.02	92.94	93.06		93.02	92.94		90.00	90.00	90.00	90.05	91.92					

SEZIONE 306

PROGRESSIVA 19600.00

BALLAST	m ²	2.08
FONDAZIONE	m ²	2.76
RILEVATO	m ²	7.16
SUB_BALLAST	m ²	1.03
SCAVO DEI FOSSI	m ²	3.19
STRADELLO	m ²	1.72
SCOTICO	m	11.21
INERBIMENTO	m	4.99


BINARIO ESISTENTE DA DEMOLIRE



SEZIONE 307

PROGRESSIVA 19650.00

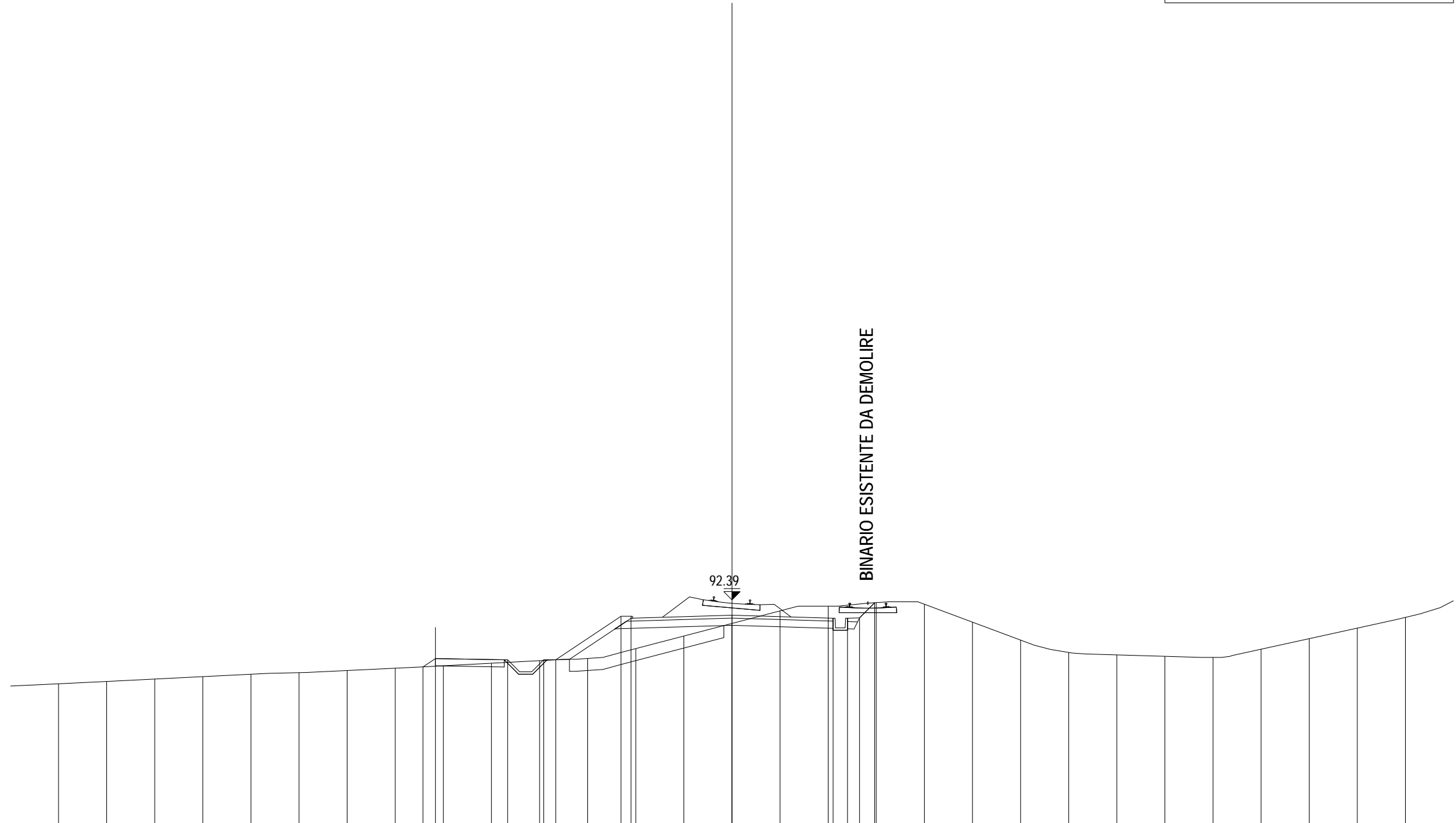
BALLAST	m ²	2.07
FONDAZIONE	m ²	2.64
RILEVATO	m ²	9.92
SCAVO DEI FOSSI	m ²	0.68
STRADELLO	m ²	0.86
SCOTICO	m	10.25
INERBIMENTO	m	4.97



SEZIONE 308

PROGRESSIVA 19700.00

BALLAST	m ²	2.13
FONDAZIONE	m ²	2.63
RILEVATO	m ²	3.44
SCAVO DEI FOSSI	m ²	0.60
STRADELLO	m ²	0.86
SCOTICO	m	6.59
INERBIMENTO	m	4.61



83


1: 200

PROGRESSIVE TERRENO	-28.00	-26.00	-24.00	-22.00	-20.00	-18.00	-16.00	-14.00	-12.00	-10.00	-8.00	-6.00	-4.00	-2.00	0.00	2.00	4.00	6.00	8.00	10.00	12.00	14.00	16.00	18.00	20.00	22.00	24.00	26.00	28.00	
PARZIALI TERRENO	2.00	2.00	2.00	2.00	2.00	2.00	2.00	2.00	2.00	2.00	2.00	2.00	2.00	2.00	2.00	2.00	2.00	2.00	2.00	2.00	2.00	2.00	2.00	2.00	2.00	2.00	2.00	2.00	2.00	
QUOTE TERRENO	88.90	89.00	89.10	89.20	89.30	89.37	89.46	89.55	89.65	89.76	89.87	89.96	90.37	90.89	91.41	91.93	92.13	92.28	92.21	91.47	90.72	90.21	90.10	90.05	90.00	90.34	90.78	91.22	91.66	
PROGRESSIVE PROGETTO								-12.33	-12.85	-9.33	-7.83	-7.33	-4.61	-4.20	0.00		4.20	5.93	5.30	4.80	4.20	0.63	0.50	0.41	0.50	0.50	0.60	0.50	0.41	
PARZIALI PROGETTO								0.52	3.00	1.50	0.50	2.72	0.41	4.20	4.20		0.60	0.63	0.50	0.41	0.50	0.41	0.50	0.50	0.60	0.50	0.41	0.50	0.41	
QUOTE PROGETTO								89.61	89.95	89.90	89.90	89.90	91.71	91.63	91.75		91.63	92.27	91.64	91.64	91.63	91.63	92.27	91.64	91.64	91.63	91.63	91.63	91.63	91.63

SEZIONE 309

PROGRESSIVA 19750.00

BALLAST	m ²	2.23
FONDAZIONE	m ²	2.63
RILEVATO	m ²	0.04
SCAVO DEI FOSSI	m ²	0.32
STRADELLO	m ²	0.85
SCOTICO	m	0.84
INERBIMENTO	m	2.47



SEZIONE 321

PROGRESSIVA 20303.23

