
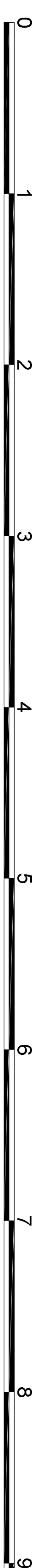


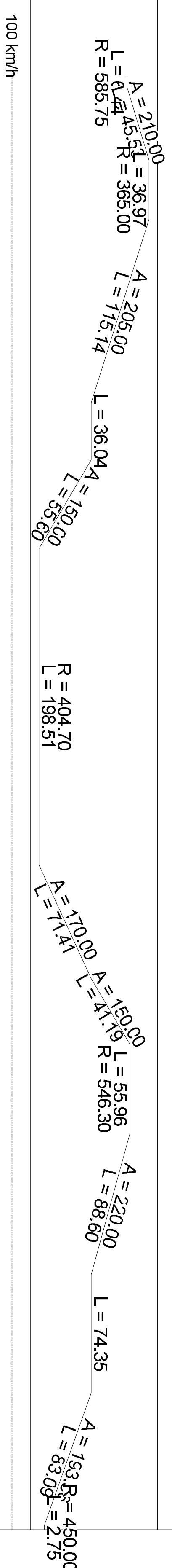
DIAGRAMMA DI VISIBILITA'
Scala X 1: 2000.000 Scala Y 1: 2000.000



ETTOMETRICHE



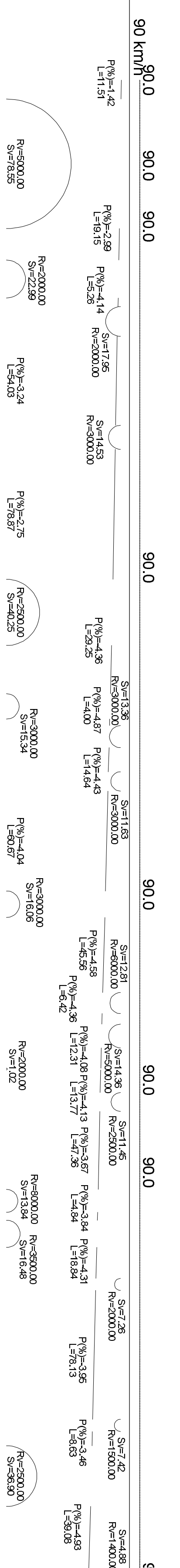
AND PLANIMETRICO



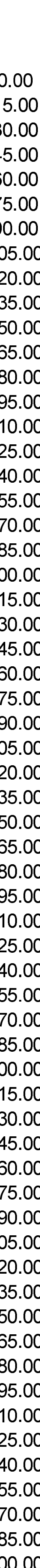
DIAGR. VELOCITA'



AND ALTIMETRICO



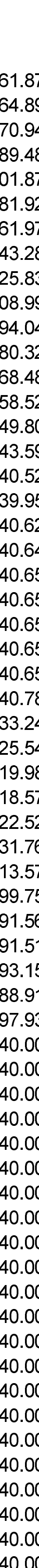
PROGRESSIVE



DVL. CORSA DI MARCIA LENTA (Dvl, dx)




DVL. CORSA DI SOPRASSO (Dvl, sx)




Distanza di arresto (Da)




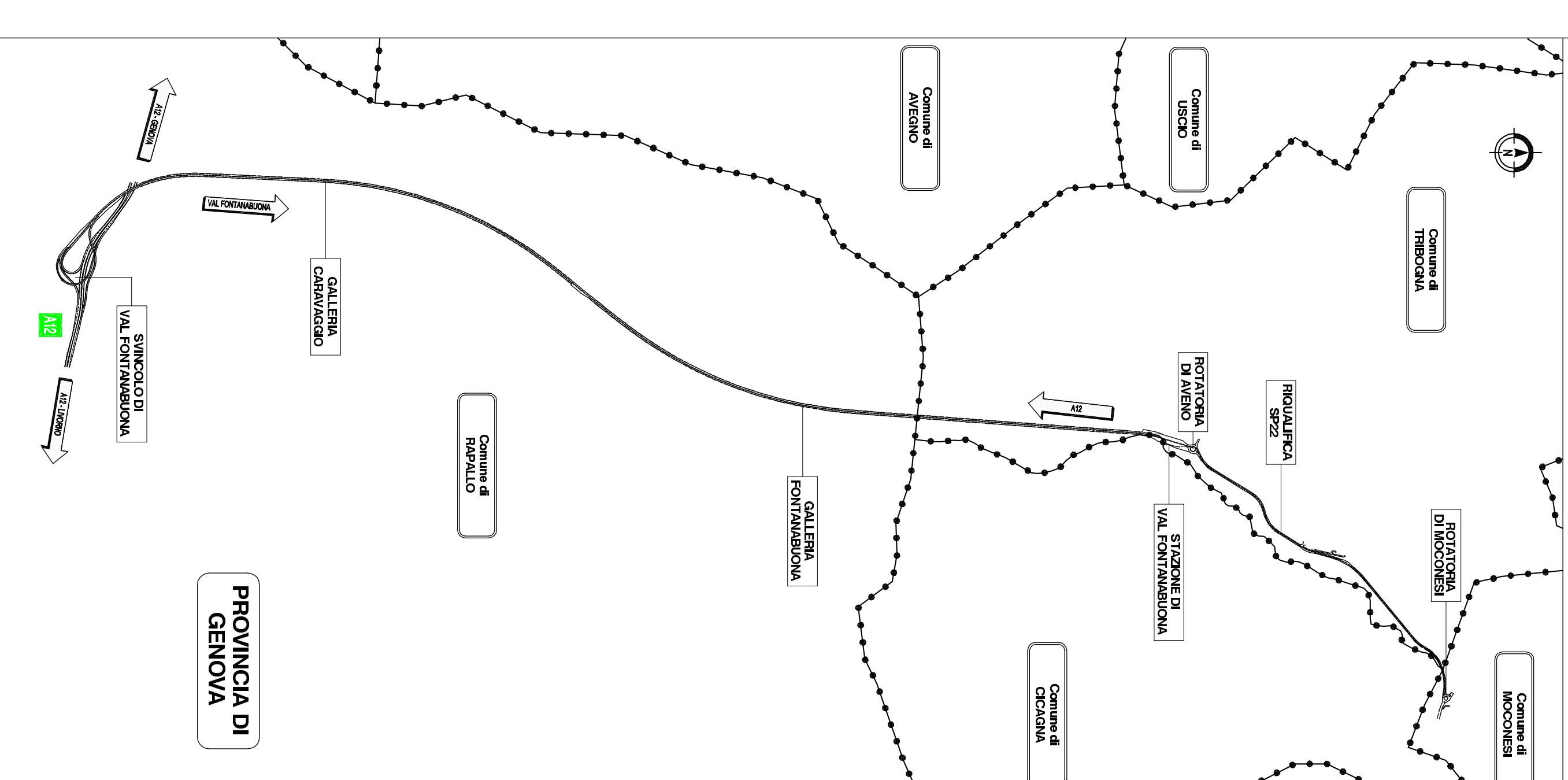
D.V.L. (Dvl, sx o Dvl, dx) > Da



Allargamento massimo in corrispondenza delle curve (m)



QUADRO DI UNIONE



autostrade // per l'Italia

REGIONE LIGURIA
COLLEGAMENTO TRA LA VALFONTANABUONA
E L'AUTOSTRADA A12 GENOVA-ROMA

PROGETTO DEFINITIVO

PROGETTO STRADALE

VARIANTE A12 - ASSI EST E OVEST

DIAGRAMMA DELLE VELOCITA'
E DELLE VISUALI LIBERE CARREGGIATA EST

IL RESPONSABILE PROGETTAZIONE Ing. Guido Sestini Sestini RESPONSABILE STUDIO SPA		IL RESPONSABILE AUTORIZZAZIONE Ing. Sergio Frisconi RESPONSABILE PROGETTAZIONE		IL RESPONSABILE TECNICO Ing. Maurizio Torreggiani RESPONSABILE PROGETTAZIONE	
DATA: 11/0013028TPTD0025-1 11/0013028TPTD0025-1 11/0013028TPTD0025-1 11/0013028TPTD0025-1		DATA: 11/0013028TPTD0025-1 11/0013028TPTD0025-1 11/0013028TPTD0025-1 11/0013028TPTD0025-1		DATA: 11/0013028TPTD0025-1 11/0013028TPTD0025-1 11/0013028TPTD0025-1 11/0013028TPTD0025-1	

SPERA
 autostrade // per l'Italia
 Ing. Andrea Frisconi