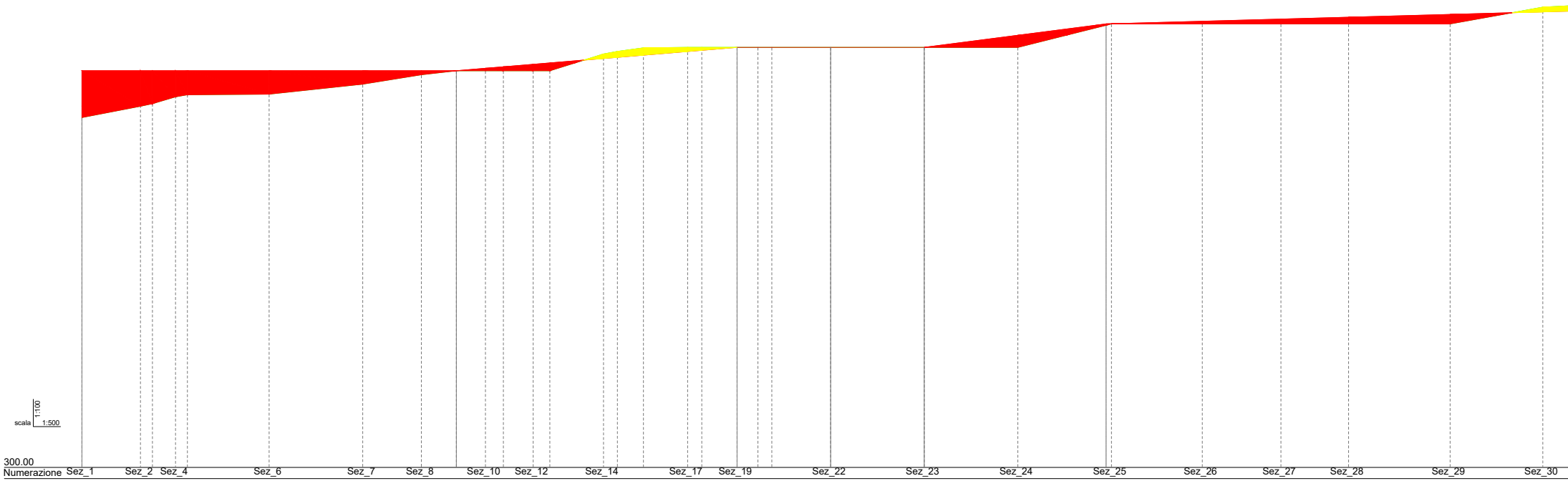
scala
1:100
1:500
300.00

| Numerazione | Quote terreno | Progressive | Quote progetto | Quote prg. liv. | Quote rosse | Progressive |
|---|---|---|---|---|---|---|
| Sez_1 | 314.95 | 0.00 | 316.95 |  | 2.00 | 0.00 |
| Sez_2 | 315.43 | 12.50 |  | 316.95 | 1.52 |  |
|  | 315.54 | 15.06 |  | 316.95 | 1.41 |  |
| Sez_4 | 315.83 | 20.00 |  | 316.95 | 1.12 |  |
|  | 315.93 | 22.54 |  | 316.95 | 1.02 |  |
| Sez_6 | 315.95 | 40.00 |  | 316.95 | 1.00 |  |
| Sez_7 | 316.38 | 60.00 |  | 316.95 | 0.57 |  |
| Sez_8 | 316.78 | 72.54 |  | 316.95 | 0.17 |  |
|  | 316.95 | 80.00 | 316.95 | 316.95 | 0.00 | 80.00 |
| Sez_10 | 316.95 | 86.22 |  | 317.05 | 0.10 |  |
|  | 316.95 | 90.06 |  | 317.12 | 0.17 |  |
| Sez_12 | 316.95 | 96.43 |  | 317.22 | 0.27 |  |
|  | 316.95 | 100.00 |  | 317.28 | 0.33 |  |
|  |  |  |  |  | 0.00 |  |
| Sez_14 | 317.66 | 111.46 |  | 317.47 | -0.19 |  |
|  | 317.77 | 114.43 |  | 317.52 | -0.25 |  |
|  | 317.93 | 120.00 |  | 317.62 | -0.31 |  |
| Sez_17 | 317.95 | 129.43 |  | 317.77 | -0.18 |  |
|  | 317.95 | 132.46 |  | 317.82 | -0.13 |  |
| Sez_19 | 317.95 | 140.00 | 317.95 | 317.95 | 0.00 | 140.00 |
|  | 317.95 | 144.46 |  | 317.95 | 0.00 |  |
|  | 317.95 | 147.43 |  | 317.95 | 0.00 |  |
| Sez_22 | 317.95 | 160.00 | 317.95 | 317.95 | 0.00 | 160.00 |
| Sez_23 | 317.95 | 180.00 | 317.95 | 317.95 | 0.00 | 180.00 |
| Sez_24 | 317.95 | 200.00 |  | 318.46 | 0.51 |  |
|  |  |  | 318.95 |  |  | 218.87 |
| Sez_25 | 318.95 | 220.01 |  | 318.96 | 0.06 |  |
| Sez_26 | 318.95 | 239.41 |  | 319.06 | 0.11 |  |
| Sez_27 | 318.95 | 256.22 |  | 319.16 | 0.21 |  |
| Sez_28 | 318.95 | 270.69 |  | 319.24 | 0.29 |  |
| Sez_29 | 318.95 | 292.37 |  | 319.36 | 0.41 |  |
|  |  |  |  |  | 0.00 |  |
| Sez_30 | 319.67 | 312.20 |  | 319.46 | -0.20 |  |

Parziali: 12.50 · 2.56 · 6.22 · 3.84 · 6.36 · 3.57 · 11.46 · 2.97 · 9.43 · 3.03 · 7.54 · 4.46 · 12.57 · 20.00 · 20.00 · 20.01 · 19.40 · 16.82 · 14.46 · 21.68 · 19.82

Dislivelli: 0.48 · 0.11 · 0.00 · 0.00 · 0.00 · 0.00 · 0.71 · 0.11 · 0.02 · 0.00 · 0.00 · 0.00 · 0.00 · 0.00 · 0.00 · 1.00 · 0.00 · 0.00 · 0.00 · 0.00 · 0.72

Pendenze: 3.9 % · 4.3 % · 3.6 % · 0.1 % · 2.1 % · 3.2 % · 2.3 % · 0.0 % · 0.0 % · 6.2 % · 3.7 % · 0.2 % · 0.0 % · 0.0 % · 0.0 % · 0.0 % · 0.0 % · 5.0 % · 0.0 % · 0.0 % · 0.0 % · 0.0 % · 3.6 %

Planimetria: 217.43 · 11.47 · 12.81 · 11.39 · 12.90

Parziali: 80.00 · 60.00

Parziali: 0.00 · 1.00 · 0.00 · 0.00 · 1.00

Pendenze: 0.0 % · 1.7 % · 0.0 % · 0.0 % · 2.6 %

Aree

# PROFILO LONGITUDINALE WTG 04

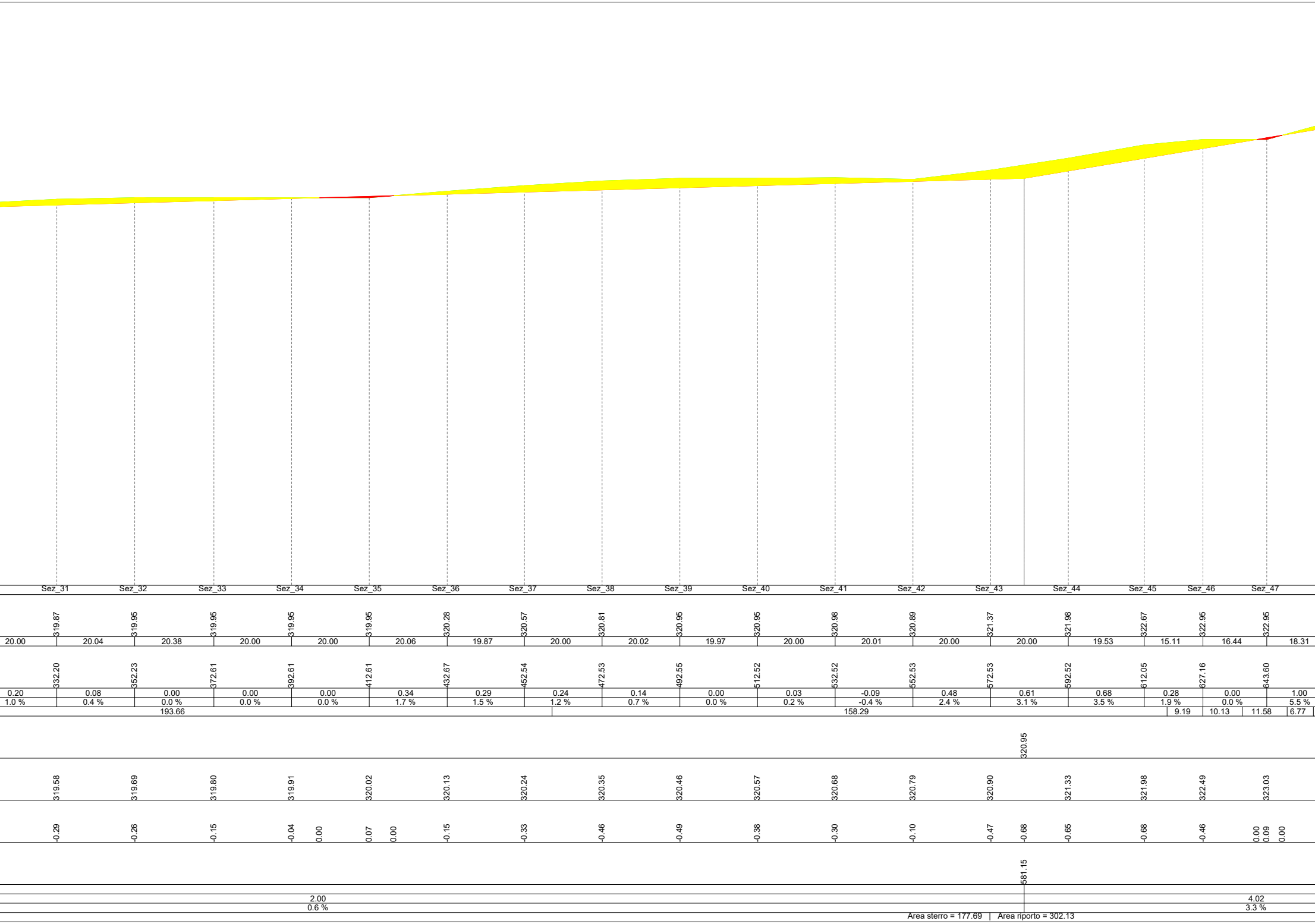
Sez_31
Sez_32
Sez_33
Sez_34
Sez_35
Sez_36
Sez_37
Sez_38
Sez_39
Sez_40
Sez_41
Sez_42
Sez_43
Sez_44
Sez_45
Sez_46
Sez_47
319.87
319.95
319.95
319.95
319.95
320.28
320.57
320.81
320.95
320.95
320.98
320.89
321.37
321.98
322.67
322.95
322.95
20.00
20.04
20.38
20.00
20.00
20.06
19.87
20.00
20.02
19.97
20.00
20.01
20.00
20.00
19.53
15.11
16.44
18.31
332.20
352.23
372.61
392.61
412.61
432.67
452.54
472.53
492.55
512.52
532.52
552.53
572.53
592.52
612.05
627.16
643.60
0.20
0.08
0.00
0.00
0.00
0.34
0.29
0.24
0.14
0.00
0.03
-0.09
0.48
0.61
0.68
0.28
0.00
1.00
1.0 %
0.4 %
0.0 %
0.0 %
0.0 %
1.7 %
1.5 %
1.2 %
0.7 %
0.0 %
0.2 %
-0.4 %
2.4 %
3.1 %
3.5 %
1.9 %
0.0 %
5.5 %
193.66
158.29
9.19
10.13
11.58
6.77
320.95
319.58
319.69
319.80
319.91
320.02
320.13
320.24
320.35
320.46
320.57
320.68
320.79
320.90
321.33
321.98
322.49
323.03
-0.29
-0.26
-0.15
-0.04
0.00
0.07
0.00
-0.15
-0.33
-0.46
-0.49
-0.38
-0.30
-0.10
-0.47
-0.68
-0.65
-0.68
-0.46
0.00
0.09
0.00
581.15
2.00
0.6 %
4.02
3.3 %
Area sterro = 177.69 | Area riporto = 302.13

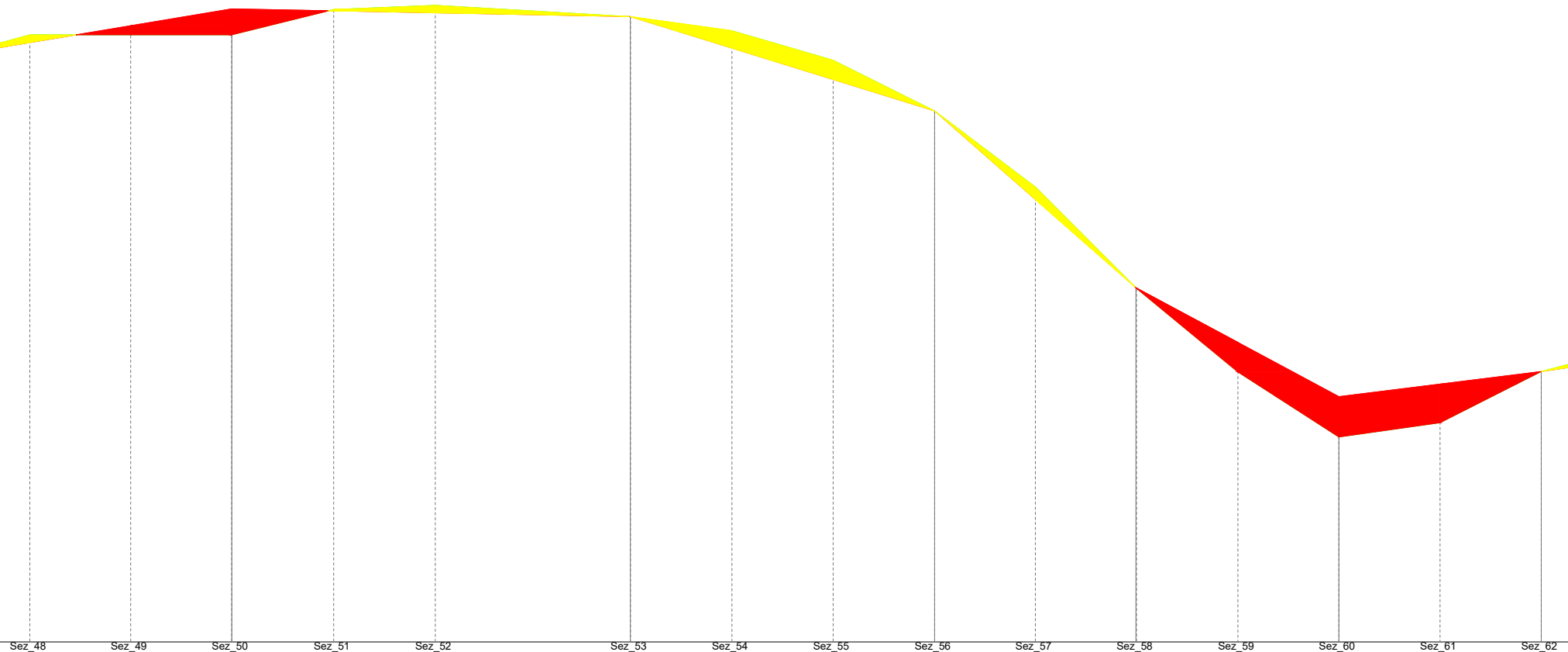

| Sez_48 | | Sez_49 | | Sez_50 | | Sez_51 | | Sez_52 | | Sez_53 | | Sez_54 | | Sez_55 | | Sez_56 | | Sez_57 | | Sez_58 | | Sez_59 | | Sez_60 | | Sez_61 | | Sez_62 |
|---|---|---|---|---|---|---|---|---|---|---|---|---|---|---|---|---|---|---|---|---|---|---|---|---|---|---|---|---|
| 323.95 | | 323.95 | | 323.95 | | 324.95 | | 325.12 | | 324.67 | | 324.11 | | 322.95 | | 320.95 | | 317.95 | | 313.95 | | 310.65 | | 308.09 | | 308.65 | | 310.67 |
| | 19.91 | | 19.96 | | 20.14 | | 20.05 | | 38.56 | | 20.03 | | 19.98 | | 20.06 | | 19.90 | | 19.98 | | 20.02 | | 19.93 | | 19.98 | | 19.98 | |
| 661.91 | | 681.82 | | 701.78 | | 721.92 | | 741.97 | | 780.53 | | 800.56 | | 820.54 | | 840.60 | | 860.50 | | 880.47 | | 900.50 | | 920.43 | | 940.41 | | 960.39 |
| | 0.00 | | 0.00 | | 1.00 | | 0.17 | | -0.45 | | -0.56 | | -1.16 | | -2.00 | | -3.00 | | -4.00 | | -3.30 | | -2.56 | | 0.56 | | 2.02 | |
| | 0.0 % | | 0.0 % | | 5.0 % | | 0.8 % | | -1.2 % | | -2.8 % | | -5.8 % | | -10.0 % | | -15.1 % | | -20.0 % | | -16.5 % | | -12.9 % | | 2.8 % | | 10.1 % | |
| | | | | 324.98 | | | | | | 324.67 | | | | | | 320.95 | | | | 313.98 | | | | 309.68 | | | | 310.67 |
| 323.65 | | 324.31 | | 324.98 | | 324.90 | | 324.82 | | 324.67 | | 323.43 | | 322.19 | | 320.95 | | 317.46 | | 313.96 | | 311.81 | | 309.68 | | 310.17 | | 310.67 |
| -0.30 | 0.00 | 0.36 | | 1.03 | | 0.00 | | -0.30 | | 0.00 | | -0.69 | | -0.76 | | 0.00 | | -0.49 | | 0.00 | | 1.17 | | 1.59 | | 1.52 | | 0.00 |
| | | | | 701.77 | | | | | | 780.49 | | | | | | 840.60 | | | | 880.34 | | | | 920.43 | | | | 960.39 |
| | | | | | | | | | | | | | 60.11 | | | | | 39.74 | | | | 40.09 | | | | 39.96 | | |
| | | | | | | | | -0.31 | | | | | -3.72 | | | | | -6.97 | | | | -4.30 | | | | 0.99 | | |
| | | | | | | | | -0.4 % | | | | | -6.2 % | | | | | -17.5 % | | | | -10.7 % | | | | 2.5 % | | |

8.15 | 7.64 | 7.74 | 5.62 | 83.30 | 6.78 | 5.58 | 8.61 | 3.98

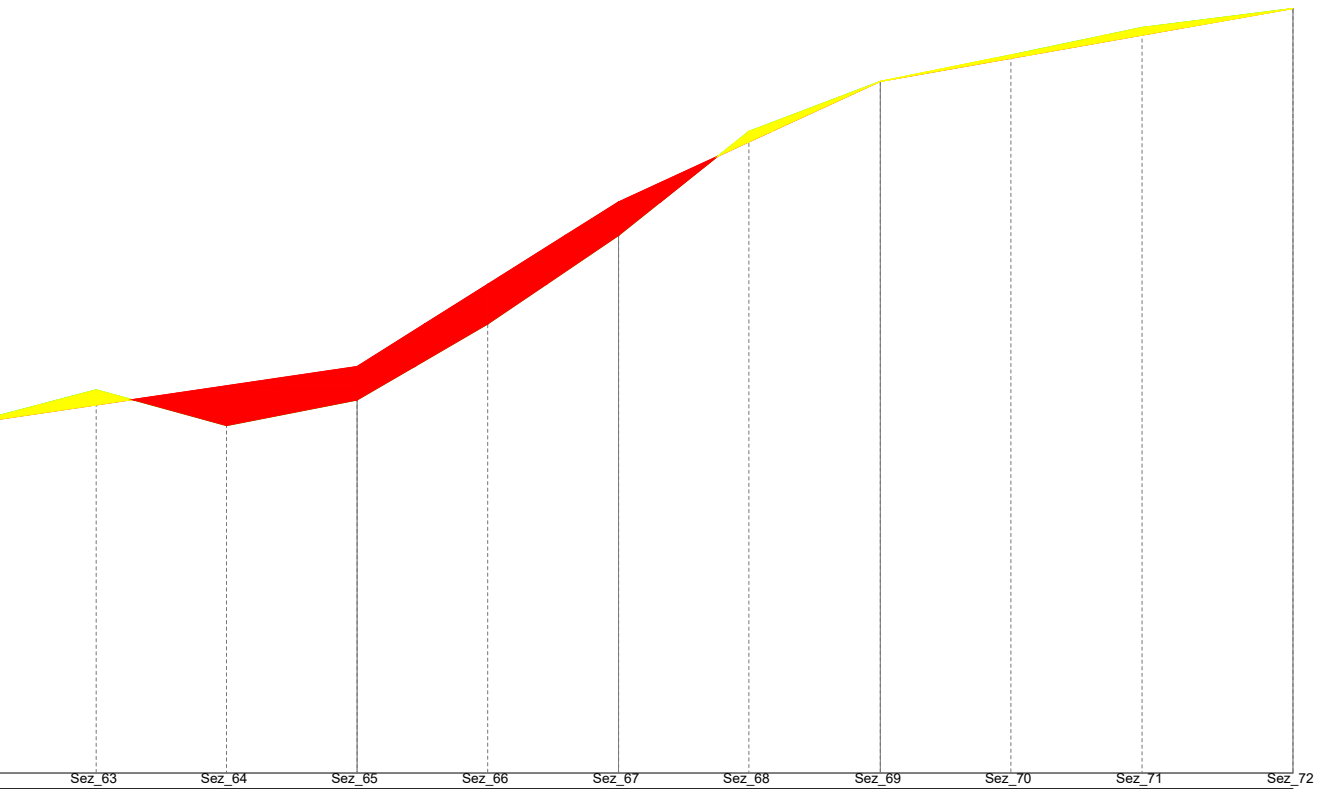

| | Sez_63 | | Sez_64 | | Sez_65 | | Sez_66 | | Sez_67 | | Sez_68 | | Sez_69 | | Sez_70 | | Sez_71 | | Sez_72 |
|---|---|---|---|---|---|---|---|---|---|---|---|---|---|---|---|---|---|---|---|
| | 311.72 | | 310.62 | | 311.41 | | 313.73 | | 316.44 | | 319.62 | | 321.15 | | 321.96 | | 322.80 | | 323.38 |
| 20.02 | | 19.93 | | 19.98 | | 19.98 | | 20.02 | | 19.93 | | 20.11 | | 19.98 | | 20.07 | | 23.09 | |
| | 980.41 | | 1000.34 | | 1020.32 | | 1040.30 | | 1060.32 | | 1080.26 | | 1100.37 | | 1120.34 | | 1140.41 | | 1163.50 |
| 1.05 | | -1.09 | | 0.78 | | 2.32 | | 2.71 | | 3.19 | | 1.53 | | 0.81 | | 0.84 | | 0.58 | |
| 5.3 % | | -5.5 % | | 3.9 % | | 11.6 % | | 13.5 % | | 16.0 % | | 7.6 % | | 4.0 % | | 4.2 % | | 2.5 % | |
| 370.51 | | | | | | | | | | | | | | | | | | | |
| | | | | | 312.43 | | | | 317.47 | | | | 321.15 | | | | | | 323.38 |
| | 311.26 | | 311.84 | | 312.43 | | 314.95 | | 317.47 | | 319.30 | | 321.15 | | 321.86 | | 322.57 | | |
| | -0.46 | 0.00 | 1.22 | | 1.03 | | 1.22 | | 1.03 | 0.00 | -0.32 | | 0.00 | | -0.10 | | -0.24 | | 0.00 |
| | | | | | 1020.32 | | | | 1060.32 | | | | 1100.37 | | | | | | 1163.50 |
| 59.93 | | | | | | 40.00 | | | | 40.04 | | | | 63.14 | | | | | |
| 1.77 | | | | | | 5.03 | | | | 3.69 | | | | 2.23 | | | | | |
| 2.9 % | | | | | | 12.6 % | | | | 9.2 % | | | | 3.5 % | | | | | |

**REGIONE BASILICATA**

**COMUNE DI MONTEMILONE**

**COMUNE DI VENOSA**

**Provincia Potenza**

## PROGETTO DEFINITIVO RELATIVO ALLA REALIZZAZIONE DI UN IMPIANTO EOLICO COSTITUITO DA 11 AEROGENERATORI E DALLE RELATIVE OPERE DI CONNESSIONE ALLA R.T.N. Impianto "GAUDIANO" potenza complessiva 72,6 MW

*PROFILI LONGITUDINALI - WTG 04*
*Scala1:500 per le distanze 1:100 per le altezze*

ELABORATO
**A.16.a.14.4**

**PROPONENTE:**

**Nausicaa srl**
*Via Tadino 52 - 20124 MILANO*
*PI 11052930960*
*postmaster@pec.nausicaa-srl.it*

NAUSICAA SRL
VIA TADINO 52
20124 MILANO
PI 11052930960

**PROGETTO E SIA:**

ATECH
SOCIETÀ DI INGEGNERIA & SERVIZI PER L'INGEGNERIA

*Il DIRETTORE TECNICO*
*Dott. Ing. Orazio Tricarico*

INGEGNERE ORAZIO TRICARICO
Sez. A - 4985

**CONSULENZA:**

| | | | | | |
|---|---|---|---|---|---|
| 1 | MARZO 2022 | B.B. | A.A. - O.T. | A.A. - O.T. | *Revisione scala grafica di rappresentazione a seguito di nota Dipartimento Ambiente ed Energia della Regione Basilicata prot. n. 31125 del 19.11.2021* |
| 0 | APRILE 2021 | B.B. | A.A. - O.T. | A.A. - O.T. | *Progetto definitivo* |
| EM./REV. | DATA | REDATTO | VERIFICATO | APPROVATO | DESCRIZIONE |