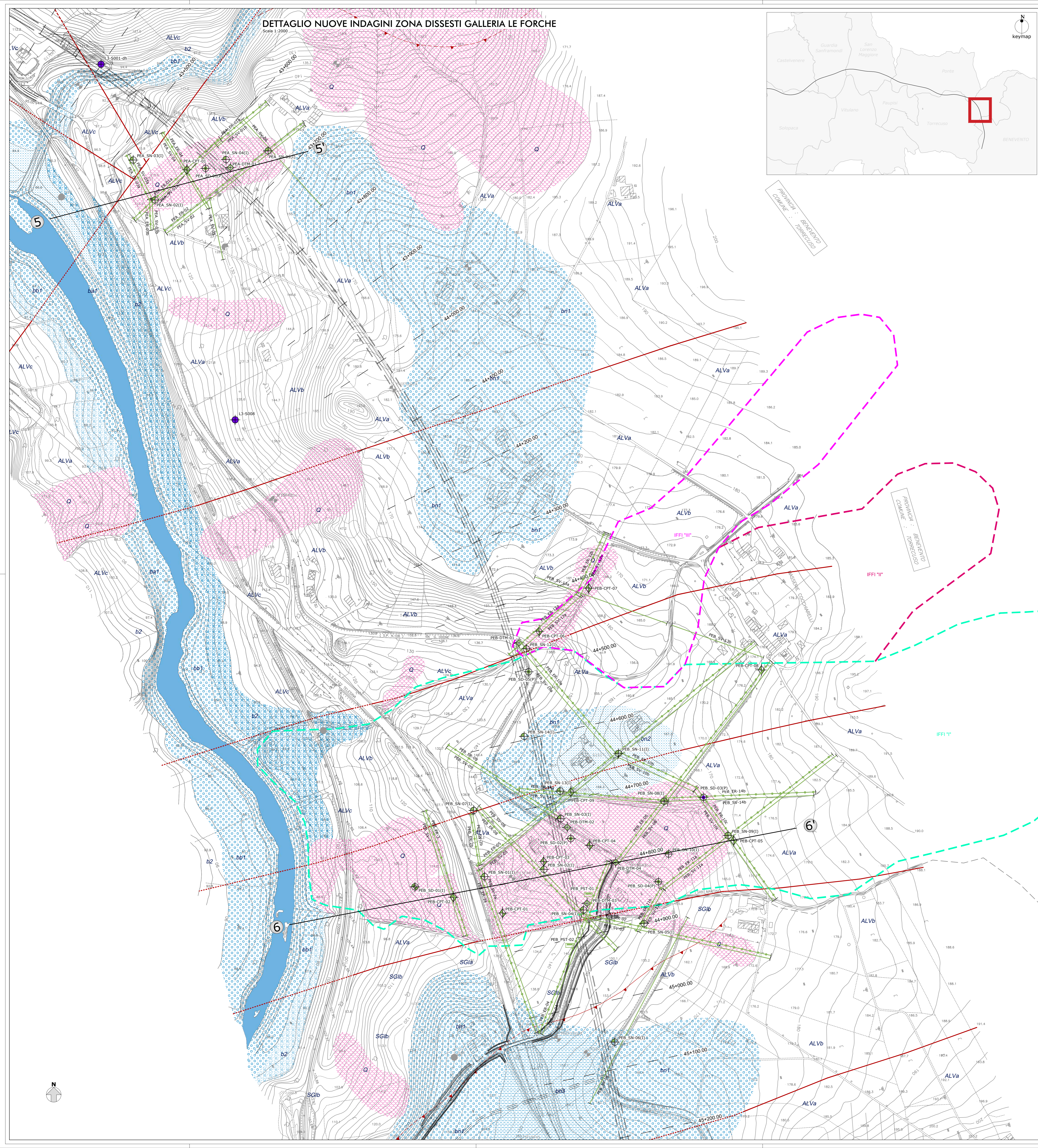


DETTAGLIO NUOVE INDAGINI ZONA DISSESTI GALLERIA LE FORCHE

Scala 1:2000



LEGENDA DEPOSITI CONTINENTALI. Table with columns for SIGLA, STRUM., LUNG., COORDINATE X, COORDINATE Y. Lists various geological units like ALVc, ALVa, ALVb, SGib, etc.

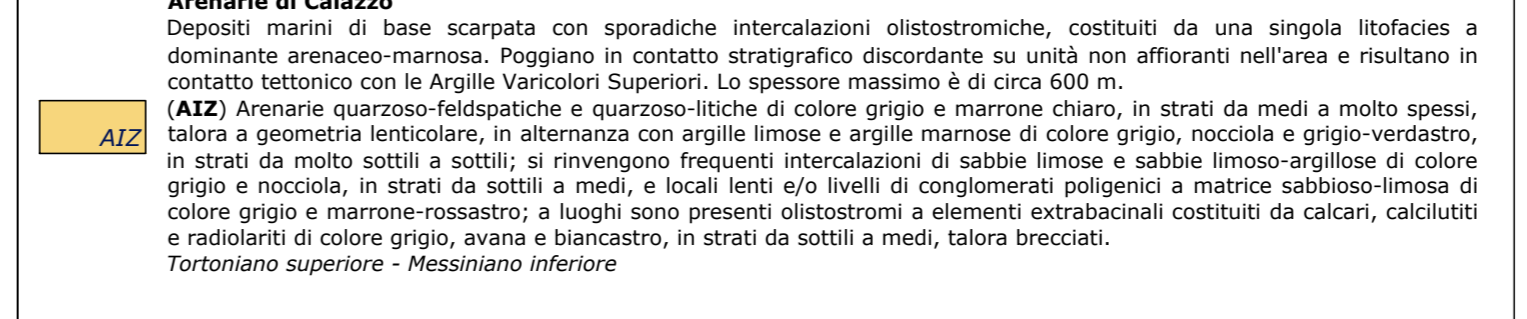
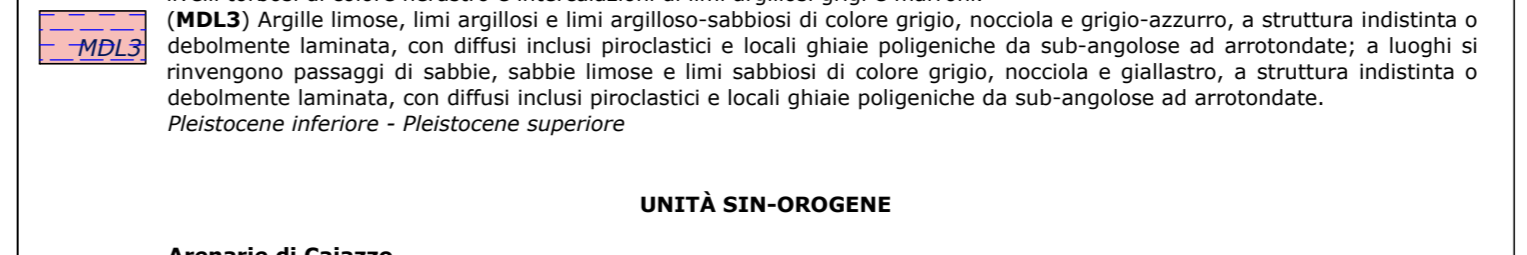
INDAGINI - SISMICA VP-VS [SV]. Table with columns for SIGLA, LUNG., COORDINATE X, COORDINATE Y. Lists investigation points like PEA-SV-01a, PEA-SV-01b, etc.

INDAGINI - GEOELETTRICA [ER]. Table with columns for SIGLA, LUNG., COORDINATE X, COORDINATE Y. Lists investigation points like PEA-ER-01a, PEA-ER-01b, etc.

INDAGINI - VERTICALI CPT-U [CPT]. Table with columns for SIGLA, LUNG., COORDINATE X, COORDINATE Y. Lists investigation points like PEA-CPT-01, PEA-CPT-02, etc.

INDAGINI - VERTICALI DILATOMETRO MARCHETTI DTM [DTM]. Table with columns for SIGLA, LUNG., COORDINATE X, COORDINATE Y. Lists investigation points like PEA-DTM-01, PEA-DTM-02, etc.

PROVE DI CARICO SU PIASTRA [PST]. Table with columns for SIGLA, QUANTITA, COORDINATE X, COORDINATE Y. Lists test points like PEB-PST-01, PEB-PST-02.



UNITA SIN-ORIGENE. Text describing geological units like Arenarie di Calzao, Argille Varicolori Superiori, etc.

UNITA DEL FORTORE. Text describing geological units like Argille, argille limose e argille marnose, etc.

Simbologia. Legend for symbols used in the map, including symbols for canals, stratigraphic limits, and various types of investigations.

Indagini. Table with columns for Simbologia, Descrizione, Simbologia Campagna Indagini. Lists various types of investigations and their corresponding symbols.

INDAGINI - NUOVI SONDAGGI A CAROTAGGIO E A DISTRUZIONE [SN] E [SD]. Table with columns for SIGLA, STRUM., LUNG., COORDINATE X, COORDINATE Y. Lists investigation points like PEA-SN-01(1), PEA-SN-01(2), etc.

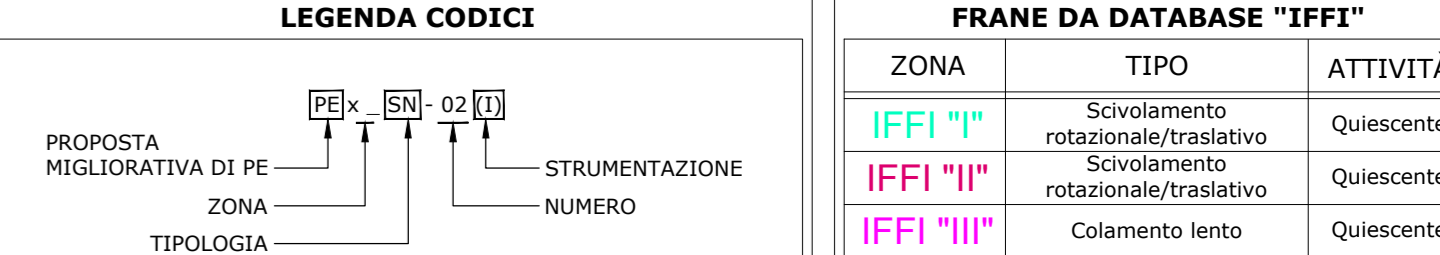
INDAGINI - SISMICA VP-VS [SV]. Table with columns for SIGLA, LUNG., COORDINATE X, COORDINATE Y. Lists investigation points like PEA-SV-01a, PEA-SV-01b, etc.

INDAGINI - GEOELETTRICA [ER]. Table with columns for SIGLA, LUNG., COORDINATE X, COORDINATE Y. Lists investigation points like PEA-ER-01a, PEA-ER-01b, etc.

INDAGINI - VERTICALI CPT-U [CPT]. Table with columns for SIGLA, LUNG., COORDINATE X, COORDINATE Y. Lists investigation points like PEA-CPT-01, PEA-CPT-02, etc.

INDAGINI - VERTICALI DILATOMETRO MARCHETTI DTM [DTM]. Table with columns for SIGLA, LUNG., COORDINATE X, COORDINATE Y. Lists investigation points like PEA-DTM-01, PEA-DTM-02, etc.

PROVE DI CARICO SU PIASTRA [PST]. Table with columns for SIGLA, QUANTITA, COORDINATE X, COORDINATE Y. Lists test points like PEB-PST-01, PEB-PST-02.



UNITA SIN-ORIGENE. Text describing geological units.

UNITA DEL FORTORE. Text describing geological units.

Simbologia. Legend for symbols used in the map.

Indagini. Table with columns for Simbologia, Descrizione, Simbologia Campagna Indagini.

Project information including: COMMENTI, DIREZIONE LAVORI (RFI, ITALFERR), APPALTATORE (TELESE S.p.A.), PROGETTANTE (SYSTRA), MANDATARI (SWS, SOTECNI), and a detailed table of revision history.