SEZIONE A–A
SCALA 1:50

SEZIONE TRASVERSALE IN ASSE MONTANTE

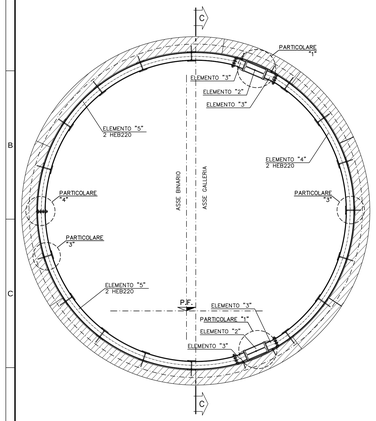

SEZIONE B–B
SCALA 1:50

SEZIONE TRASVERSALE IN ASSE NICCHIA

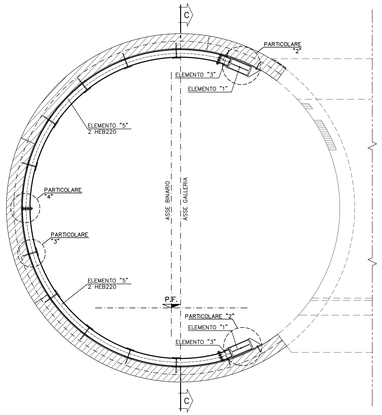

SEZIONE C–C
SCALA 1:50

SEZIONE TRASVERSALE

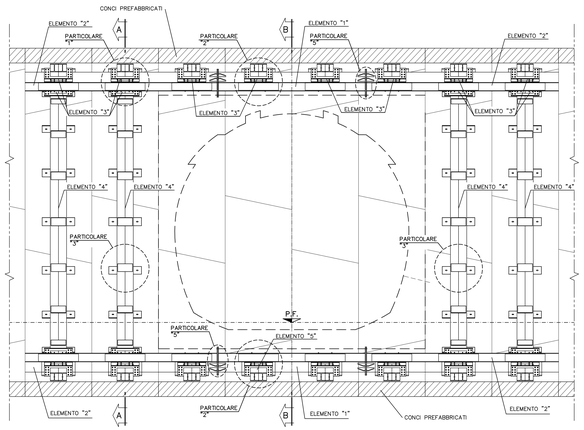

PARTICOLARE "1"
SCALA 1:10

SEZIONE F–F

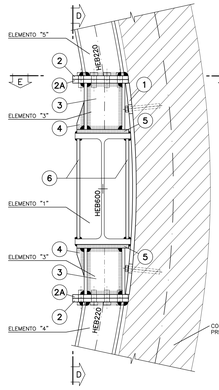

SEZIONE D–D

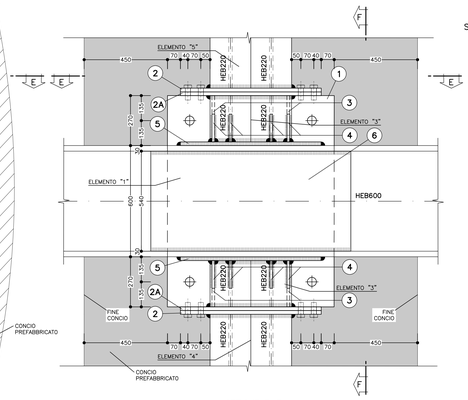

SEZIONE 1–1

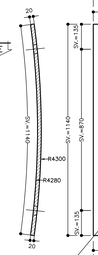

ESPLOSO

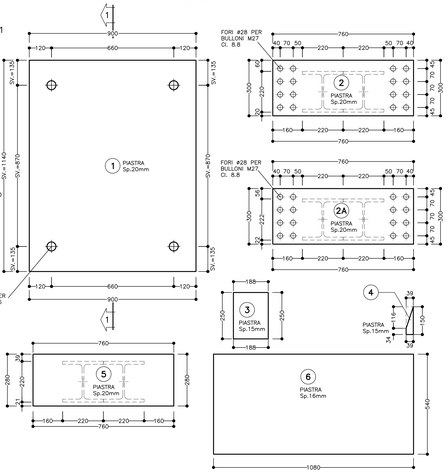

SEZIONE E–E

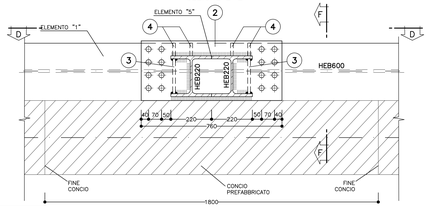

PARTICOLARE "3"
SCALA 1:10

SEZIONE I–I

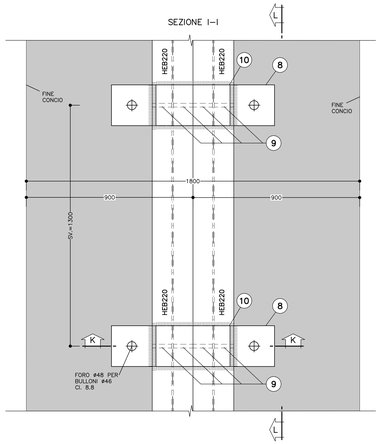

SEZIONE J–J

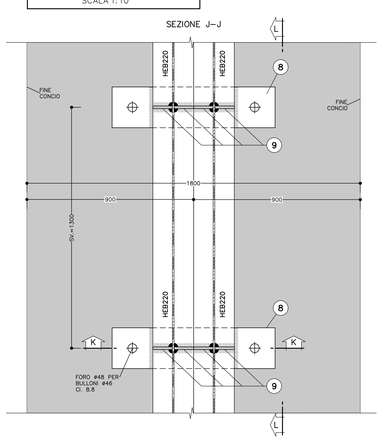

SEZIONE L–L

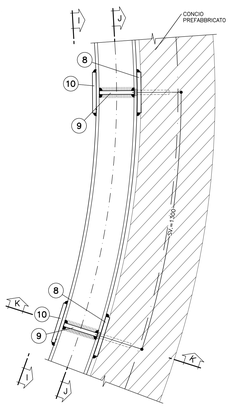

SEZIONE K–K

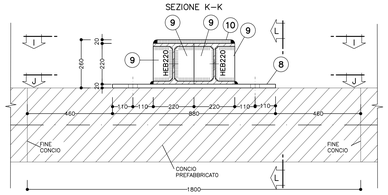

ESPLOSO

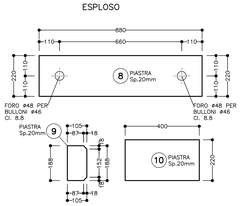

PARTICOLARE "4"
SCALA 1:10

SEZIONE N–N

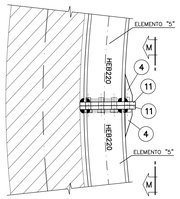

SEZIONE M–M

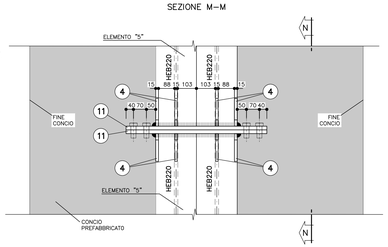

ESPLOSO

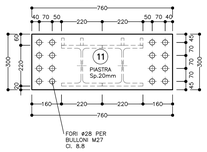

PARTICOLARE "2"
SCALA 1:10

SEZIONE G–G

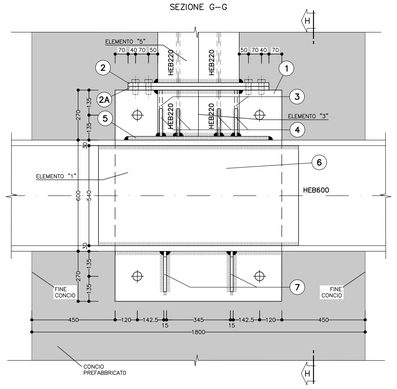

ESPLOSO

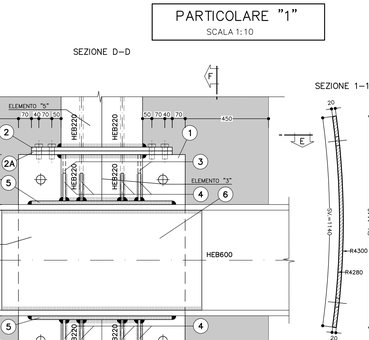

SEZIONE H–H

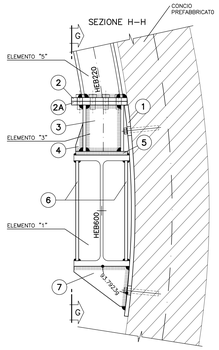

PARTICOLARE "5"
SCALA 1:10

SEZIONE Q–Q

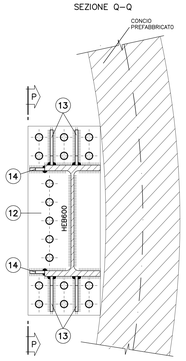

SEZIONE P–P

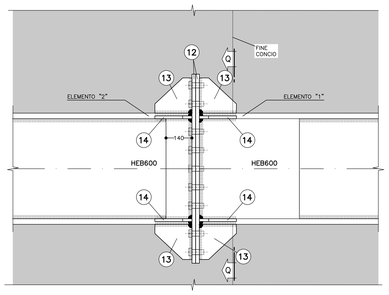

ESPLOSO

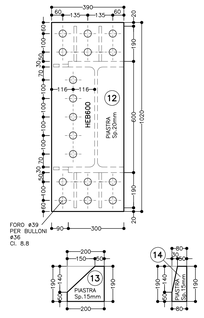

TABELLA MATERIALI

ACCIAIO	
ACCIAIO PROFILATI	S355 o superiore
ACCIAIO PIASTRE	S355 o superiore
BULLONI	CLASSE 8.8
RESINA	
TIPO	HIT–RE 500 o equivalente
SALDATURE	
TIPO	CORDONE D'ANGOLO A SINGOLA PASSATA
DIMENSIONI	(SALVO DOVE DIVERSAMENTE INDICATO)
STRUTTURE PRIMARIE	S1 ≥ S2, Z = 0.8xS2
STRUTTURE SECONDARIE	S1 ≥ S2, Z = 0.5xS2
PROFILI UNIONE CATENE	Z = 4.0 mm

NOTA: – PER TUTTO QUANTO NON INDICATO SI FACCIA RIFERIMENTO AL CAPITOLATO OPERE CIVILI

– ELABORATO DI RIFERIMENTO: "OPERE DI LINEA–CARATTERISTICHE DEI MATERIALI E NOTE" (cod.IG51–00–E–CV–TT–OC0000–002)

NOTE

- LE MISURE SONO ESPRESSE IN MILLIMETRI
- PER LE TOLLERANZE DI COSTRUZIONE VEDI RELAZIONE TECNICA
- EVENTUALI DIFFERENZE TRA LE MISURE TOTALI E LE SOMMATORIE DELLE MISURE PARZIALI SONO DOVUTE AGLI ARROTONDAMENTI AUTOMATICI DI AUTOCAD

LEGENDA

P.F. = PIANO DEL FERRO

COMMITTENTE: RFI RETE FERROVIARIA ITALIANA – GRUPPO FERROVIE DELLO STATO ITALIANE

ALTA SORVEGLIANZA: ITALFERR – GRUPPO FERROVIE DELLO STATO ITALIANE

GENERAL CONTRACTOR: Consorzio Collegamenti Integrati Veloci

INFRASTRUTTURE FERROVIARIE STRATEGICHE DEFINITE DALLA LEGGE OBIETTIVO N.443/01

TRATTA A.V./A.C. TERZO VALICO DEI GIOVI
PROGETTO ESECUTIVO

Galleria Naturale di Valico Binario Pari da PK 17+780.00 a PK 19+700.00 Nicchia LC

Telaio reggiconci Tav. 2/2

GENERAL CONTRACTOR	DIRETTORE LAVORI	SCALA:
Consorzio Cociv – Ing. F. Pieha		1:50

COMMESSA	LOTTO	FASE	ENTE	TIPO DOC.	OPERA/DISCIPLINA	PROGR.	REV.
IG51	03	E	CV	BC	GN141X	101	A

PROGETTAZIONE

Rev.	Descrizione emissione	Redatto	Data	Verificato	Data	Progettista Integratore	Data	IL PROGETTISTA
A00	Prima emissione	COCIV	31/01/2022	COCIV	31/01/2022	P.Costa Medici	31/01/2022	Ordine degli Ingegneri della Provincia di Prov. TO n.3284 X

n. Elab. | Nome File: IG51-03-E-CV-BC-GN14-1X-101-A00 | CUP: F81H92000000008

Scala di plot: 1: 1

CODICE: RED: NAF | DATA: 11.04.16 | FILE: 161300D0 | NOME: 0059R9B61 | PLOT: 1 | PAT: