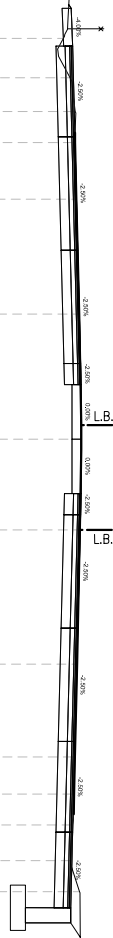


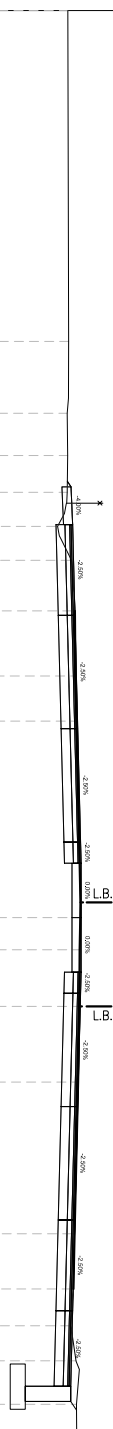
Tracciato Asse A5
 Sez Sez. 91
 Progr : 38+500.00
 Scala : 1:250
 Q.Rif. : 230.00

DISTANZE PARZIALI PROGETTO	QUOTE PROGETTO	PROGRESSIVE PROGETTO	DISTANZE PARZIALI TERRENO	QUOTE TERRENO	PROGRESSIVE TERRENO
			12.96	240.23	30.00
			0.58	240.24	-17.04
			0.68	240.22	-16.46
			1.12	240.26	-15.78
			0.77	240.28	-14.67
1.25	240.26	-14.37	0.77	240.24	-13.90
	240.39	-13.00	0.71	240.08	-13.25
3.00			0.84	239.93	-12.66
	240.47	-10.00	0.65	240.38	-11.67
3.75			1.87	240.49	-10.78
	240.56	-6.25		240.47	-9.81
3.75			3.80	240.51	-7.93
	240.65	-2.50		240.51	-7.93
1.80	240.67	-1.80	3.67	240.61	-4.13
	240.67			240.61	-4.13
1.80	240.67	1.80	2.65	240.68	
0.70	240.67	2.50		240.68	
	240.65		4.44	240.63	3.00
3.75				240.63	3.00
	240.56	6.25	4.44	240.54	7.44
3.75			3.07	240.54	7.44
	240.47	10.00	1.23	240.47	10.51
3.00			0.66	240.44	11.74
	240.39	13.00	0.95	240.42	12.40
2.50			0.91	240.37	12.99
0.50	240.33	15.50		240.33	13.94
	240.33	16.00		240.33	13.94
			14.93	240.61	14.94
				240.61	14.94
				240.72	30.00



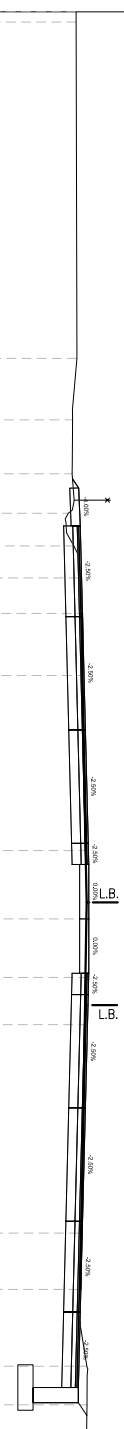
Tracciato Asse A5
 Sez Sez. 92
 Progr : 38+525.00
 Scala : 1:250
 Q.Rif. : 230.00

PROGRESSIVE TERRENO	QUOTE TERRENO	DISTANZE PARZIALI TERRENO	PROGRESSIVE PROGETTO	QUOTE PROGETTO	DISTANZE PARZIALI PROGETTO
30.00	240.27				
		10.94			
	240.29	1.88			
	240.24	0.50			
	240.24	1.40			
	240.26	0.80			
	240.24			240.35	1.25
	240.15			240.42	3.00
	240.04	0.70			
	240.39	0.90			
	240.48	0.53		240.50	3.75
	240.50	1.85			
	240.52	1.50		240.59	3.75
	240.56	6.00			
				240.68	1.80
				240.70	1.80
	240.68	0.50			
	240.68	1.06		240.70	3.75
	240.66	1.87			
	240.65	2.50		240.59	3.75
	240.60	5.44			
	240.60	5.02		240.50	3.00
	240.49	1.34			
	240.45	0.60		240.42	2.50
	240.40	1.16			
	240.36	1.15		240.36	0.50
	240.54	5.74			
	240.55	8.16			
	240.59				
30.00	240.54				



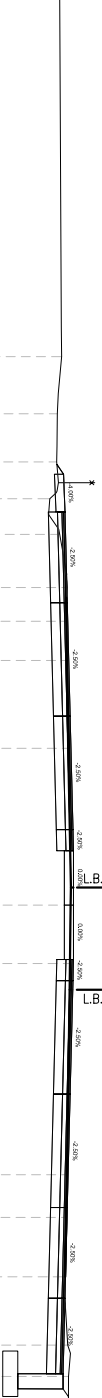
Tracciato Asse A5
 Sez Sez. 93
 Progr : 38+550.00
 Scala : 1:250
 Q.Rif. : 230.00

PROGRESSIVE TERRENO	QUOTE TERRENO	DISTANZE PARZIALI TERRENO	PROGRESSIVE PROGETTO	QUOTE PROGETTO	DISTANZE PARZIALI PROGETTO
29.88	240.31	10.71			
18.54	240.34	1.70			
16.51	240.20	1.45			
14.73	240.18	0.89	14.56	240.40	0.31
13.42	240.05		13.00	240.45	1.25
12.77	240.00				
11.99	240.41	0.71			3.00
10.84	240.50		10.00	240.53	
10.10	240.51	1.17			
8.93	240.51	0.88			3.75
8.05	240.52		6.25	240.62	
		5.79			3.75
2.26	240.63	1.71	2.50	240.72	0.70
0.55	240.66	0.55	1.80	240.73	1.80
	240.66	1.93			
1.93	240.62	0.92	1.80	240.73	0.70
2.85	240.61	0.65	2.50	240.72	
3.50	240.60				3.75
		6.89	6.25	240.62	
					3.75
10.39	240.49	1.56	10.00	240.53	
12.25	240.45				3.00
12.81	240.41	1.69	13.00	240.45	
14.79	240.67	0.99			2.50
16.07	240.67		15.50	240.39	0.50
		13.93	18.00	240.39	
30.00	240.49				



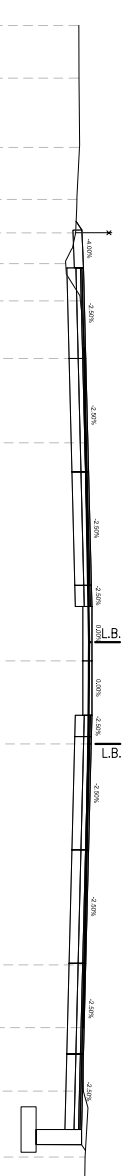
Tracciato Asse A5
 Sez Sez. 94
 Progr : 38+575.00
 Scala : 1:250
 Q.Rif. : 230.00

PROGRESSIVE TERRENO	QUOTE TERRENO	DISTANZE PARZIALI TERRENO	PROGRESSIVE PROGETTO	QUOTE PROGETTO	DISTANZE PARZIALI PROGETTO
30.00	240.31	10.93			
-19.07	240.36	0.93			
-18.14	240.37	1.21			
-16.93	240.26	0.67			
-16.25	240.23	1.08			
-15.18	240.22	0.52			
-14.66	240.21	0.68	-14.58	240.43	0.33
-13.98	240.27				1.25
-13.24	240.28				
-12.90	240.35		-13.00	240.48	3.00
-12.26	240.31	1.32			
-10.71	240.54				
-10.17	240.52	0.78	-10.00	240.56	3.75
-9.39	240.53	1.30			
-8.09	240.54	2.91	-6.25	240.65	3.75
-5.18	240.59	4.60			
-0.58	240.68	0.58	-2.50	240.75	0.70
1.93	240.65	1.93	-1.80	240.76	1.80
2.80	240.64	0.87			1.80
8.91	240.55	6.12	1.80	240.76	3.75
10.33	240.53	1.41	2.50	240.75	0.70
12.29	240.49	1.86	6.25	240.65	3.75
12.85	240.44	1.33	10.00	240.56	3.75
14.55	240.57	0.76	13.00	240.48	3.00
15.59	240.60	2.69	15.50	240.42	2.50
18.28	240.59	3.98	16.00	240.42	0.50
22.26	240.43	7.74			
30.00	240.36				



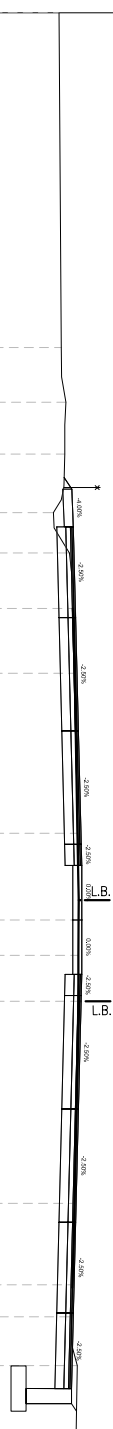
Tracciato Asse A5
 Sez Sez. 95
 Progr : 38+600.00
 Scala : 1:250
 Q.Rif. : 230.00

PROGRESSIVE TERRENO	QUOTE TERRENO	DISTANZE PARZIALI TERRENO	PROGRESSIVE PROGETTO	QUOTE PROGETTO	DISTANZE PARZIALI PROGETTO
		1.75			
	240.36				
	240.37	2.23			
	240.38	1.65			
	240.29	0.84			
	240.17		240.46	-14.54	0.29
	238.92		240.47	-13.54	1.25
	240.03	0.59	240.51	-13.00	
	240.41	0.93			3.00
	240.52	0.52	240.59	-10.00	
	240.55	1.89			3.75
	240.57	0.90	240.68	-6.25	
	240.58	6.60			3.75
			240.78	-2.50	0.70
			240.79	-1.80	1.80
	240.70	0.62	240.79	1.80	1.80
	240.70	0.55	240.79	2.50	0.70
	240.69	2.19	240.78		3.75
	240.67	7.31	240.68	6.25	
					3.75
	240.55	1.82	240.59	10.00	
	240.50	0.56			3.00
	240.47	1.45	240.51	13.00	
	240.51	0.55			2.50
	240.66	1.63	240.45	15.50	0.50
	240.57	13.59	240.45	16.00	
	240.37				
30.00					



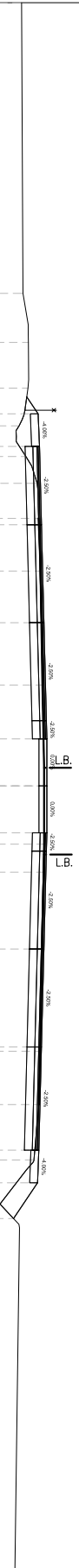
Tracciato Asse A5
 Sez Sez. 96
 Progr : 38+625.00
 Scala : 1:250
 Q.Rif. : 230.00

PROGRESSIVE TERRENO	QUOTE TERRENO	DISTANZE PARZIALI TERRENO	PROGRESSIVE PROGETTO	QUOTE PROGETTO	DISTANZE PARZIALI PROGETTO
30.00	240.07				
		11.07			
	240.15	0.98			
	240.15	0.83			
	240.30	0.75			
	240.26	0.97			
	240.26	1.00			
	240.22		240.44	-14.63	0.38
	239.88		240.49	-14.25	1.25
	239.91	0.77	240.54	-13.00	
	240.41	0.97			3.00
	240.53	0.75			
	240.53	1.98	240.62	-10.00	
	240.59				3.75
		5.29	240.71	-6.25	
	240.68				3.75
	240.68	2.21	240.81	-2.50	
	240.72	0.65	240.82	-1.80	0.70
	240.72	1.17	240.82		1.80
	240.71	1.52	240.82	1.80	1.80
	240.71		240.81	2.50	0.70
		6.68			3.75
			240.71	6.25	
		6.68			3.75
	240.58	0.84	240.62	10.00	
	240.57	1.85			3.00
	240.51		240.54	13.00	
	240.50				2.50
	240.49	0.71	240.48	15.50	
	240.48	0.72	240.48	16.00	0.50
	240.67				
		7.50			
	240.55				
		7.76			
30.00	240.32				



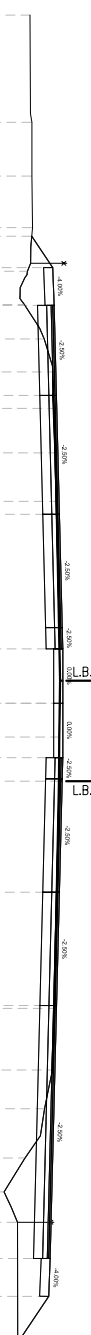
Tracciato Asse A5
 Sez Sez. 97
 Progr : 38+650.00
 Scala : 1:250
 Q.Rif. : 230.00

PROGRESSIVE TERRENO	QUOTE TERRENO	DISTANZE PARZIALI TERRENO	PROGRESSIVE PROGETTO	QUOTE PROGETTO	DISTANZE PARZIALI PROGETTO
30.00	239.89				
		11.14			
	239.94	1.21			
	240.15			240.07	0.36
	240.15	1.43		240.17	0.25
	240.14			240.16	0.23
	240.02	0.84		240.09	0.65
	239.80			240.52	1.25
	239.69	0.58		240.57	1.25
	240.28	0.66			3.00
	240.48			240.65	
	240.53	0.55			3.75
	240.54	1.10			3.75
	240.59	0.91		240.74	
	240.61				3.75
		4.36		240.84	0.70
	240.69			240.85	1.80
		3.17		240.85	1.80
	240.75	0.69		240.85	0.70
	240.75			240.84	
		2.23		240.85	0.70
	240.75	0.67		240.74	
	240.73				3.75
		6.86		240.65	
	240.60				3.95
	240.55	1.91		240.55	1.25
	240.48	0.62		240.50	1.37
	240.36	1.31		239.59	0.95
		1.30		239.86	0.33
	239.08	0.75			
	239.79				
		13.07			
30.00	239.64				



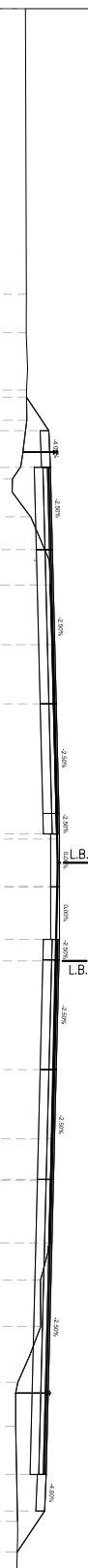
Tracciato Asse A5
 Sez Sez. 98
 Progr : 38+675.00
 Scala : 1:250
 Q.Rif. : 230.00

PROGRESSIVE TERRENO	QUOTE TERRENO	DISTANZE PARZIALI TERRENO	PROGRESSIVE PROGETTO	QUOTE PROGETTO	DISTANZE PARZIALI PROGETTO
	239.80	3.26			
	239.87	1.78			
	239.86	1.33			
	239.88	0.63			
	239.83	0.55			
	239.72	0.78			
	239.48	0.89			
	239.62	0.73			
	240.27	1.47			
	240.55	1.60			
	240.58	1.60			
	240.64	5.93			
	240.68	0.74			
	240.80	1.12			
	240.79	1.46			
	240.77	1.80			
	240.76	2.50			
	240.88	0.70			
	240.87	1.80			
	240.88	1.80			
	240.88	0.70			
	240.87	3.75			
	240.77	6.25			
	240.77	7.52			
	240.68	10.00			
	240.61	1.73			
	240.54	0.56			
	240.43	0.71			
	240.28	0.90			
	240.14	0.73			
	239.64	1.12			
	238.94	0.52			
	239.19	0.28			
	240.47	18.37			
	240.42	19.62			
	239.39	21.15			
		12.83			
239.41	30.00				



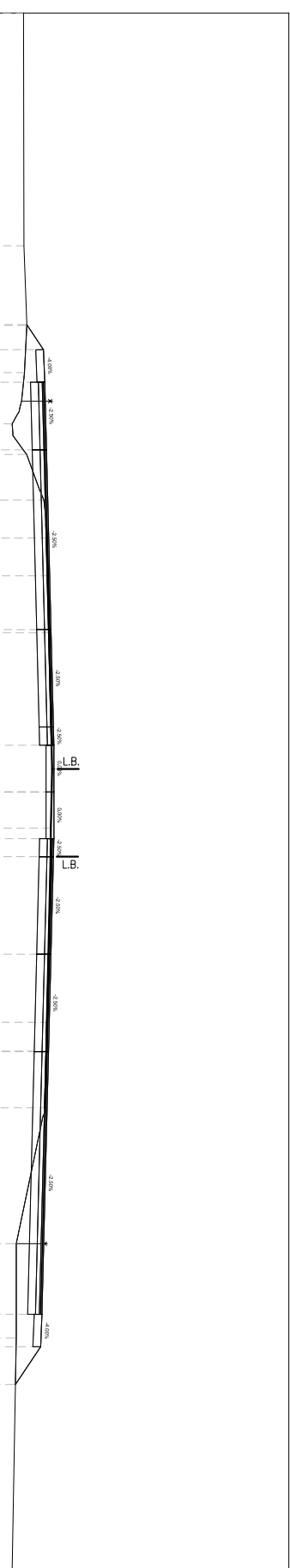
Tracciato Asse A5
 Sez Sez. 99
 Progr : 38+700.00
 Scala : 1:250
 Q.Rif. : 230.00

PROGRESSIVE TERRENO	QUOTE TERRENO	DISTANZE PARZIALI TERRENO	PROGRESSIVE PROGETTO	QUOTE PROGETTO	DISTANZE PARZIALI PROGETTO
30.00	239.75	9.75			
	239.78	1.31			
	239.78	1.26			
	239.82	0.71			
	239.79	1.03			
	239.80	1.06			
	239.67	0.42			
	239.59	0.82			
	239.30	1.49			
	239.93	0.84			
	240.57	2.01			
	240.60				
	240.68	6.65			
	240.80				
	240.90				
	240.91	0.81			
	240.85	0.56			
	240.84	2.54			
	240.91				
	240.91	1.80			
	240.90	2.50			
	240.80	6.08			
	240.71	1.43			
	240.65	1.81			
	240.62	0.69			
	240.56	0.86			
	240.34	0.72			
	240.27	0.99			
	240.28	0.92			
	239.90	1.14			
	239.49	3.25			
	239.41				
	239.48				
	239.48				
	239.47	7.69			
	239.46				
	239.41				
	239.47				
30.00	239.29				



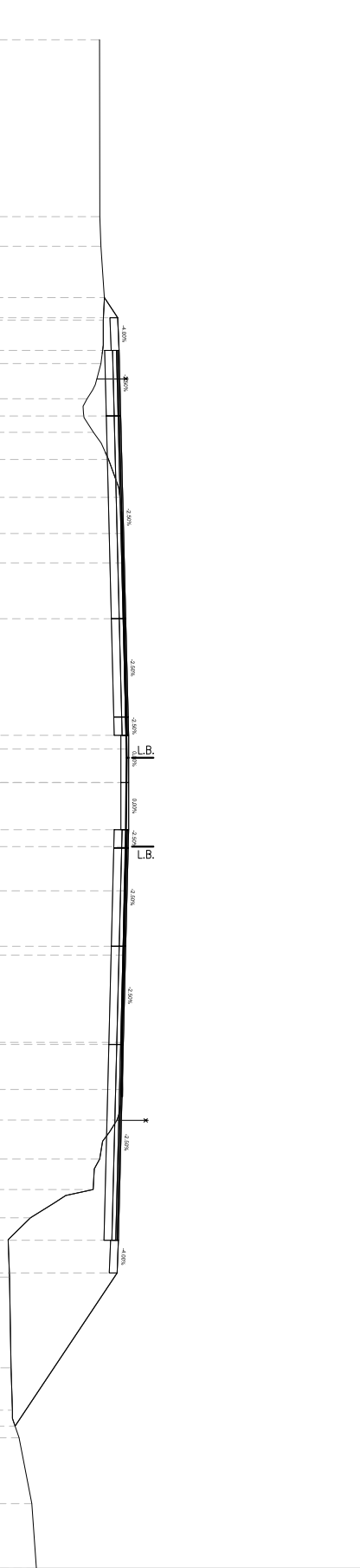
Tracciato Asse A5
 Sez Sez. 100
 Progr : 38+725.00
 Scala : 1:250
 Q.Rif. : 230.00

PROGRESSIVE TERRENO	QUOTE TERRENO	DISTANZE PARZIALI TERRENO	PROGRESSIVE PROGETTO	QUOTE PROGETTO	DISTANZE PARZIALI PROGETTO
30.00	239.78	8.97			
-21.03	239.79	2.57			
-17.97	239.90	1.78	-17.99	0.96	239.90
-16.15	239.81	1.09	-17.03	1.25	240.55
-15.06	239.70	0.51	-15.78	2.60	240.60
-14.53	239.53	1.36	-13.18		240.66
-13.73	239.36	0.73		6.93	
-13.00	239.90	0.53			
-11.25	240.56	1.45			
-10.30	240.65	2.19			
-9.78	240.67				
-8.32	240.71	5.25	-6.25	3.75	240.83
-6.13	240.76	0.88	-2.50	0.70	240.93
-0.88	240.88	1.39	-1.80	1.80	240.94
1.39	240.86	1.10		1.80	240.94
2.49	240.83	6.38	1.80	0.70	240.94
	240.82		2.50		240.93
	240.83			3.75	
	240.83		6.25		240.83
8.87	240.68	1.11		3.75	
9.98	240.65	1.99	10.00		240.74
12.16	240.60	4.90			
17.40	239.50	3.63			
21.03	239.50	8.97	20.12	1.25	240.49
			21.37	1.46	240.44
			22.83		239.47
30.00	239.34				



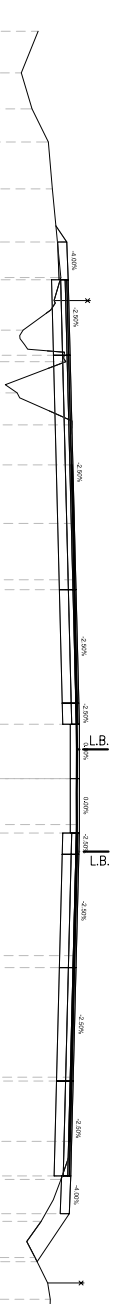
Tracciato Asse A5
 Sez Sez. 101
 Progr : 38+750.00
 Scala : 1:250
 Q.Rif. : 230.00

DISTANZE PARZIALI PROGETTO	QUOTE PROGETTO	PROGRESSIVE PROGETTO	DISTANZE PARZIALI TERRENO	QUOTE TERRENO	PROGRESSIVE TERRENO
			6.75	239.86	-28.35
			1.13	239.87	-21.61
			1.99	239.91	-20.47
0.77	240.04	-18.51	0.83	240.05	-18.48
1.25	240.56	-17.75	0.96	240.01	-17.65
	240.61	-16.50	0.69	240.01	-16.69
2.50			0.58	239.91	-16.00
	240.67	-13.99	0.56	239.70	-15.19
			0.41	239.39	-14.65
			0.63	239.27	-13.93
7.74			1.06	239.92	-12.96
			0.56	240.21	-12.33
			0.82	240.64	-10.89
			1.12	240.70	-10.33
				240.72	-9.51
				240.76	-8.38
3.75	240.86	-6.25	7.10		
0.70	240.96	-2.50			
1.80	240.98	-1.80			
	240.98		0.85	240.90	-0.85
1.80				240.89	
0.70	240.98	1.80	2.45		
	240.96	2.50			
3.75			1.69	240.86	2.45
			2.45	240.82	4.14
3.75	240.86	6.25		240.78	6.59
			3.33		
7.47	240.77	10.00	1.80	240.71	9.92
			0.65	240.73	11.72
			0.45	240.61	12.64
			0.68	240.24	13.34
			0.79	239.87	14.37
			0.49	239.62	15.54
			0.56	239.13	16.05
			0.83	237.22	16.62
1.25	240.58	17.47		236.37	17.45
	240.53	18.72	1.43		
5.85			3.46	236.42	18.88
			1.62	236.48	22.34
			0.74	236.54	23.97
	236.64	24.57		236.79	25.02
			2.51		
			2.47	237.28	27.53
				237.45	30.00



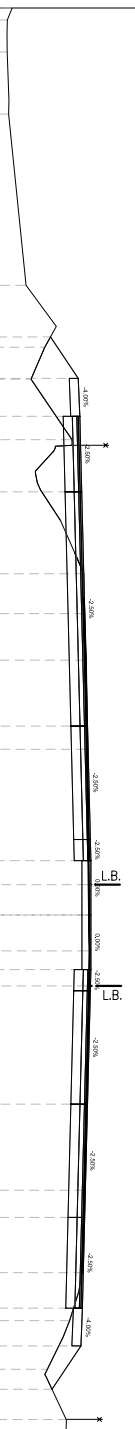
Tracciato Asse A5
 Sez. Sez. 102
 Progr : 38+775.00
 Scala : 1:250
 Q.Rif. : 230.00

PROGRESSIVE TERRENO	QUOTE TERRENO	DISTANZE PARZIALI TERRENO	PROGRESSIVE PROGETTO	QUOTE PROGETTO	DISTANZE PARZIALI PROGETTO
	239.64	1.38			
	239.08	1.19			
	239.44	1.09			
	239.98	1.56			
	240.11	2.93			
	240.40	0.76	238.87	-18.82	0.53
	240.06	0.67	240.23	-18.29	0.54
	239.19	0.10	240.59	-17.75	1.25
	240.56	0.76	240.64	-16.50	2.50
	239.03	0.77	240.70	-14.00	
	240.77	0.58			
	240.69	1.75			7.75
	240.75	1.86			
	240.81	5.61	240.89	-6.25	3.75
	240.84	0.97	240.99	-2.50	0.70
	240.93	1.05	241.01	-1.80	1.80
	240.92	0.90	241.01	0.00	1.80
	240.92	3.44	241.01	1.80	0.70
	240.91	4.02	240.99	2.50	3.75
	240.83	0.65	240.89	6.25	3.75
	240.74	1.48	240.80	10.00	3.14
	240.72	0.77	240.80	10.00	
	240.68	0.67	240.72	13.14	1.25
	240.40	0.72	240.67	14.39	1.59
	240.14	0.66	240.67	14.39	
	239.74	0.53	239.61	15.98	
	239.27	0.85			3.98
	239.54	0.54			
	239.96	1.67			
	240.05	4.26	238.19	20.13	1.50
	239.94	6.18	237.67	21.63	
	239.95				
	239.95				
	239.81				
	30.00				



Tracciato Asse A5
 Sez Sez. 103
 Progr : 38+800.00
 Scala : 1:250
 Q.Rif. : 230.00

DISTANZE PARZIALI PROGETTO	QUOTE PROGETTO	PROGRESSIVE PROGETTO	DISTANZE PARZIALI TERRENO	QUOTE TERRENO	PROGRESSIVE TERRENO
				238.43	30.00
			0.58	238.26	-29.13
			1.60	238.27	-28.55
				238.31	-26.50
			5.66		
				238.89	-20.83
			1.36	239.89	-19.47
1.37	239.70	-19.12	0.69	239.51	-18.78
1.25	240.62	-17.75	1.05	239.06	-17.73
	240.67	-16.50	2.00		
2.50				240.41	-15.72
	240.73	-14.00			
				240.50	-11.97
			0.69	240.80	-11.29
			0.56	240.80	-10.73
7.75				240.82	-9.97
			1.54		
				240.87	-8.43
			2.95		
3.75	240.92	-6.25		240.91	-5.48
			4.48		
0.70	241.02	-2.50			
1.80	241.04	-1.80		240.97	-1.01
	241.04		0.86	240.98	
1.80	241.04		0.76	240.99	1.18
0.70	241.04	1.80	1.16	240.98	2.34
	241.02	2.50			
3.75				240.98	2.34
	240.92	6.25	6.76		
3.75					
	240.83	10.00	0.75	240.82	9.10
				240.80	9.85
3.00	240.76	13.00	1.79	240.75	11.82
				240.64	12.44
1.25	240.71	14.25	0.97	240.33	13.41
			0.54	240.12	13.95
1.44	240.71	14.25	1.07	239.60	15.02
	239.75	15.69	1.42		
3.00				240.22	16.68
			1.04	240.18	17.77
	238.70	18.69	1.22		
				240.08	19.34
			10.66		
				239.85	30.00



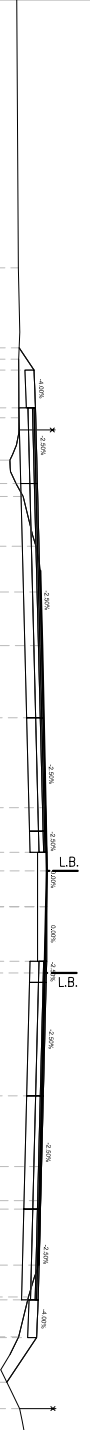
Tracciato Asse A5
 Sez Sez. 105
 Progr : 38+850.00
 Scala : 1:250
 Q.Rif. : 230.00

PROGRESSIVE TERRENO	QUOTE TERRENO	DISTANZE PARZIALI TERRENO	PROGRESSIVE PROGETTO	QUOTE PROGETTO	DISTANZE PARZIALI PROGETTO
240.19	-30.00				
240.13	-29.53	4.36			
240.18	-25.17	7.24			
240.25	-17.93	1.36	240.95 = -18.70	0.65	
240.21	-16.57	0.69	240.68 = -17.75	1.25	
240.18	-15.49		240.73 = -16.50	2.50	
240.79	-14.00				
240.54	-12.40	0.83			
240.79	-11.53	0.59			
240.86	-10.95				
240.90	-10.33	1.77			7.75
240.94	-8.56				
240.99	-6.25	4.38			
241.01	-4.18				3.75
241.07	-1.13	1.13	241.08 = -2.50	0.70	
241.05	0.60	0.60	241.10 = -1.80	1.80	
241.04		1.63			
241.02	2.23		241.10 = 1.80	0.70	
			241.08 = 2.50		
240.99	6.25	6.86			3.75
240.89	10.00	0.67			
240.87	9.09	1.88			3.75
240.87	9.75				
240.82	11.82	1.59			
240.26	13.86	0.86	240.82 = 13.00	1.25	
239.97	14.47	0.79	240.77 = 14.25	1.54	
239.52	15.34				
240.11	16.57	1.38	239.74 = 15.79		
240.31	17.47	1.63			
240.22	18.84				
240.20	20.88	9.12			
240.15	30.00				



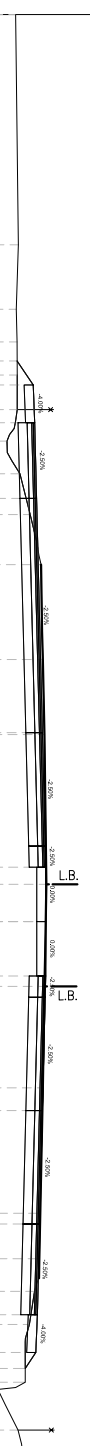
Tracciato Asse A5
 Sez Sez. 106
 Progr : 38+875.00
 Scala : 1:250
 Q.Rif. : 230.00

PROGRESSIVE TERRENO	QUOTE TERRENO	DISTANZE PARZIALI TERRENO	PROGRESSIVE PROGETTO	QUOTE PROGETTO	DISTANZE PARZIALI PROGETTO
240.14	-30.00	8.87			
240.19	-21.13	2.13			
240.24	-19.01	0.89	240.22	-18.48	0.73
240.20	-18.11	1.27	240.71	-17.75	1.25
240.21	-16.84	0.66	240.76	-16.50	2.50
240.21	-16.18				
240.20	-15.64				
240.00	-14.94				
239.93	-14.39				
240.35	-13.57	1.28	240.82	-14.00	7.75
240.77	-11.93	0.52			
240.92	-11.12	0.70			
240.94	-10.41	1.77			
240.98	-8.64				
241.02	-6.25	5.36	241.02	-6.25	3.75
241.09	-3.28	2.09	241.11	-2.50	0.70
241.13	-1.19	0.84	241.13	-1.80	1.80
241.11		2.19	241.13		1.80
241.06	2.19	1.80	241.13	1.80	0.70
		2.50	241.11	2.50	3.75
		6.40	241.02	6.25	3.75
240.93	8.59	1.12			
240.90	9.72		240.92	10.00	3.00
240.86	11.85	1.85			
240.52	12.90	0.67	240.85	13.00	1.25
240.20	14.22	1.32	240.80	14.25	1.48
239.92	14.81	0.58			
239.61	15.31	0.51			
239.97	16.04	0.73	239.81	15.73	
240.23	16.60	0.56			
240.39	17.40				
240.35	18.04	0.64			
240.31	19.15	1.11			
		10.85			
240.21	30.00				



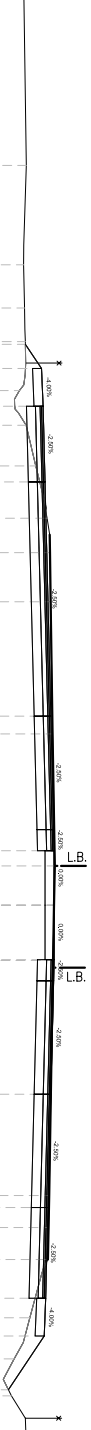
Tracciato Asse A5
 Sez Sez. 107
 Progr : 38+900.00
 Scala : 1:250
 Q.Rif. : 230.00

PROGRESSIVE TERRENO	QUOTE TERRENO	DISTANZE PARZIALI TERRENO	PROGRESSIVE PROGETTO	QUOTE PROGETTO	DISTANZE PARZIALI PROGETTO
30.00	240.16				
		7.61			
	240.25	2.13			
	240.18	1.08			
	240.21	1.09			
	240.21	0.66			
	240.21			0.80	240.21
	240.21			1.25	240.74
	240.21			2.50	240.79
	239.96				
	239.88				
	240.30	1.35			
	240.64	0.88			
	240.85				
	241.00	2.21			
	241.04	0.94			
	241.06	2.48			
	241.11				
	241.11	4.95			
	241.14				
	241.16				
	241.18	1.24			
	241.16	0.97			
	241.14	1.17			
	241.11				
	241.11	3.35			
	241.06				
	241.06	6.25			
	241.06	4.15			
	240.98				
	240.98	10.00			
	240.94	1.50			
	240.93	0.65			
	240.93				
	240.61	1.10			
	240.48				
	240.61	13.32			
	240.48	13.90			
	240.48				
	239.83	0.97			
	240.24	0.82			
	240.24				
	240.47	0.95			
	240.40	1.10			
	240.40				
	240.38	2.80			
	240.38				
	240.38	7.87			
	240.38				
30.00	240.31				



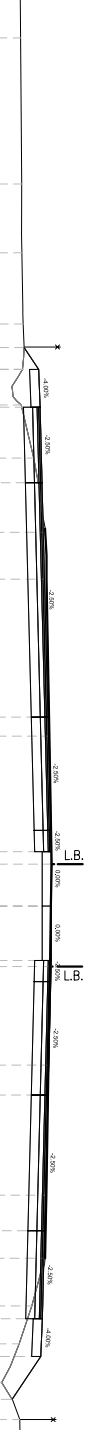
Tracciato Asse A5
 Sez. Sez. 108
 Progr : 38+925.00
 Scala : 1:250
 Q.Rif. : 230.00

PROGRESSIVE TERRENO	QUOTE TERRENO	DISTANZE PARZIALI TERRENO	PROGRESSIVE PROGETTO	QUOTE PROGETTO	DISTANZE PARZIALI PROGETTO
30.00	240.19	5.53			
	240.26	2.63			
	240.18	0.66			
	240.17	1.43			
	240.21	0.71			
	240.24	0.72			
	240.23		240.24	-18.55	0.80
	240.04		240.77	-17.75	1.25
	239.90		240.82	-16.50	
	240.26	1.34			2.50
	240.58	1.39	240.88	-14.00	
	240.95	0.54			
	241.04	0.59			
	241.05	1.62			7.75
	241.07	4.37			
	241.14	4.37	241.08	-6.25	3.75
	241.21	1.30	241.17	-2.50	0.70
	241.18	1.83	241.19	-1.80	1.80
	241.15	1.83	241.19	1.80	1.80
	241.14	2.44	241.17	2.50	0.70
	241.03	7.16	241.08	6.25	3.75
	241.00	1.06			3.75
	240.98	1.06	240.98	10.00	3.00
	240.38	1.45	240.91	13.00	1.25
	240.17	0.82	240.86	14.25	1.77
	239.87	0.54			
	239.50	0.68			
	239.78	0.55			
	240.23	0.74	239.67	16.03	
	240.30	1.99			
	240.42	0.91			
	240.23	10.13			
30.00	240.23				



Tracciato Asse A5
 Sez Sez. 109
 Progr : 38+950.00
 Scala : 1:250
 Q.Rif. : 230.00

PROGRESSIVE TERRENO	QUOTE TERRENO	DISTANZE PARZIALI TERRENO	PROGRESSIVE PROGETTO	QUOTE PROGETTO	DISTANZE PARZIALI PROGETTO
240.19	-30.00	1.29			
240.21	-28.71	4.83			
240.24	-23.88	1.68			
240.23	-22.20	0.59			
240.24	-21.61	1.82			
240.28	-19.79	0.75			
240.29	-18.25				
240.32	-18.50		240.32	-18.47	0.72
240.27	-17.75		240.80	-17.75	1.25
239.92	-17.19		240.85	-16.50	2.50
240.23	-16.58	1.76			
240.64	-14.82	1.46	240.91	-14.00	7.75
240.88	-13.23	0.71			
241.02	-12.36	0.76			
241.06	-11.60	0.79			
241.06	-10.81	5.19			
241.16	-5.62	4.23	241.11	-6.25	3.75
241.23	-1.39	0.87	241.20	-2.50	0.70
241.21	-0.52	0.52	241.22	-1.80	1.80
241.21	-0.52	2.00	241.22	1.80	1.80
241.18	2.00	3.26	241.20	2.50	3.75
241.13	5.26	4.30	241.11	6.25	4.49
241.06	9.56	0.71			
241.04	10.27	1.38	240.99	10.74	2.91
241.01	11.65	1.10			
240.58	13.23	1.26	240.92	13.65	1.25
240.16	14.48	0.74	240.87	14.90	1.42
239.86	15.22	0.53			
239.58	15.76	0.59	239.93	16.32	
239.94	16.35	0.64			
240.18	16.99	2.86			
240.21	19.85	4.48			
240.22	24.32	5.68			
240.22	30.00				



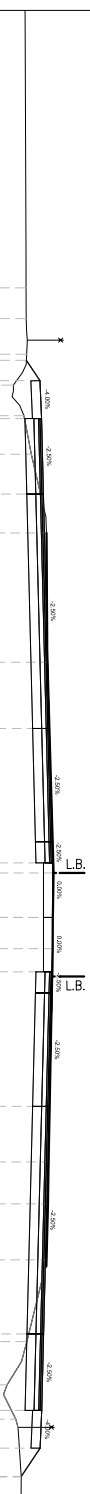
Tracciato Asse A5
 Sez. Sez. 110
 Progr : 38+975.00
 Scala : 1:250
 Q.Rif. : 230.00

DISTANZE PARZIALI PROGETTO	QUOTE PROGETTO	PROGRESSIVE PROGETTO	DISTANZE PARZIALI TERRENO	QUOTE TERRENO	PROGRESSIVE TERRENO
			4.18	240.24	30.00
			4.07	240.27	-25.66
			1.86	240.35	-21.33
			0.42	240.35	-19.46
0.73	240.34	-18.48		240.37	-18.78
1.25	240.83	-17.75		240.32	-18.01
	240.88	-16.50	1.52	239.89	-17.19
			1.85	240.26	-16.62
2.50	240.94	-14.00	240.54	240.54	-15.10
			0.70	240.97	-13.25
7.75	241.08	-12.43	241.08	241.08	-12.43
			2.55	241.08	-9.89
	241.14	-6.25	5.67	241.08	-9.89
3.75	241.14	-6.25	241.19	241.19	-4.22
	241.23	-2.50	2.78	241.19	-4.22
	241.25	-1.80	1.44	241.27	-1.44
1.80	241.25	-1.80	241.24	241.24	-1.44
			1.68	241.24	1.99
0.70	241.25	1.80	241.24	241.24	1.99
	241.23	2.50	5.52	241.24	1.99
3.75	241.14	6.25	241.13	241.13	7.51
			1.99	241.13	7.51
6.14	241.14	6.25	241.09	241.09	9.51
			1.65	241.09	9.51
	240.98	12.39	241.05	241.05	11.16
			0.67	240.97	11.86
2.70	240.98	12.39	240.73	240.73	12.71
			1.77	240.73	12.71
	240.92	15.09	240.27	240.27	14.48
1.25	240.92	15.09	0.83	239.73	15.74
	240.87	16.34	0.72	239.94	16.46
1.15	240.87	16.34	239.94	239.94	16.46
	240.10	17.49	5.17	239.94	16.46
			240.10	240.10	22.07
			3.09	240.10	22.07
			4.84	240.14	25.16
			240.14	240.14	25.16
			240.17	240.17	30.00



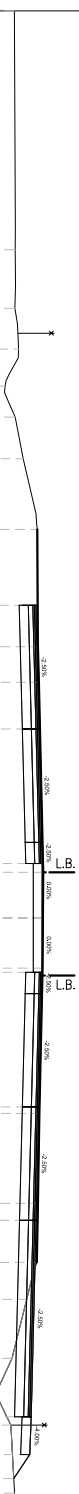
Tracciato Asse A5
 Sez Sez. 111
 Progr : 39+000.00
 Scala : 1:250
 Q.Rif. : 230.00

PROGRESSIVE TERRENO	QUOTE TERRENO	DISTANZE PARZIALI TERRENO	PROGRESSIVE PROGETTO	QUOTE PROGETTO	DISTANZE PARZIALI PROGETTO
30.00	240.37	8.25			
	240.40	0.93			
	240.40	1.02			
	240.42	0.42			
	240.42		18.43	240.41	0.68
	240.28		17.75	240.86	1.25
	239.94	1.27	16.50	240.91	2.50
	240.33	2.06	14.00	240.97	
	240.58	3.50			7.75
	241.06	0.52			
	241.08		6.25	241.17	3.75
	241.10	6.97			
	241.11	1.32			
	241.31	1.04			
	241.29	0.92			
	241.28	1.80			
	241.26	2.50			
	241.26	6.14			3.75
	241.17	1.38	6.25	241.17	
	241.12	1.85			7.53
	241.08	2.04			
	240.93	0.66			
	240.42	0.77	13.78	240.98	2.53
	240.25	0.82			
	239.78	1.64	16.30	240.92	1.25
	240.06	8.52	17.55	240.87	0.94
	240.24	2.85	18.49	240.24	
	240.17				
	27.03				
30.00	240.21				



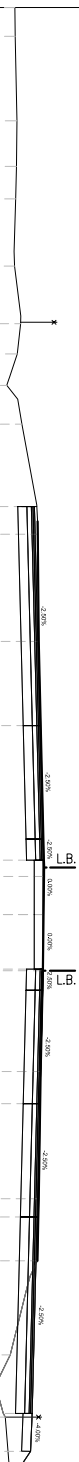
Tracciato Asse A5
 Sez. Sez. 112
 Progr. : 39+025.00
 Scala : 1:250
 Q.Rif. : 230.00

PROGRESSIVE TERRENO	QUOTE TERRENO	DISTANZE PARZIALI TERRENO	PROGRESSIVE PROGETTO	QUOTE PROGETTO	DISTANZE PARZIALI PROGETTO
30.00	240.39				
		7.23			
	240.42 -22.77	0.67			
	240.41 -22.10	1.20			
	240.42 -20.90	0.74			
	240.40 -20.16				
	240.50 -19.35	0.53			
	240.51 -18.52	0.53	241.16 -18.93	1.19	
	240.22 -17.99		240.63 -17.75	1.60	
	240.06 -17.38	0.49			
	240.41 -16.57	1.38	240.71 -16.14	0.64	
			240.75 -15.51		
	240.68 -15.19	1.82			
	241.10 -13.37				
	241.14 -12.85				
		3.34			
			241.10 -10.34		
		0.54			
	241.16 -9.51	1.18			
	241.16 -8.97				
	241.20 -7.79				
			241.20 -6.25		
		6.28			
			241.29 -2.50		
			241.31 -1.80		
		1.51			
	241.34 -1.51				
		1.66			
	241.33		241.31		
			241.31 1.80		
			241.29 2.50		
		4.56			
			241.20 6.25		
		2.97			
			241.10 10.00		
		1.64			
	241.17 9.44				
	241.13 11.39				
	240.95 11.97	0.65			
	240.79 12.62	1.95			
	240.30 14.57	0.86			
	239.91 15.43	0.80			
	240.13 16.50		240.94 16.50	1.25	
			240.89 17.75	0.79	
			240.36 18.54		
		2.25			
	240.39 19.02				
		7.90			
	240.41 26.93	3.07			
30.00	240.39				



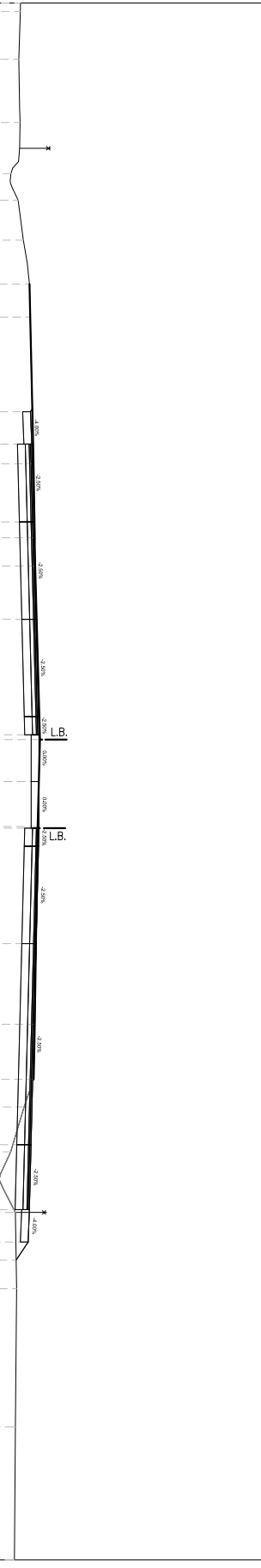
Tracciato Asse A5
 Sez Sez. 113
 Progr : 39+050.00
 Scala : 1:250
 Q.Rif. : 230.00

DISTANZE PARZIALI PROGETTO	QUOTE PROGETTO	PROGRESSIVE PROGETTO	DISTANZE PARZIALI TERRENO	QUOTE TERRENO	PROGRESSIVE TERRENO
			0.95	240.40	-30.00
				240.41	-29.05
			2.79		
			1.51	240.47	-26.25
			1.07	240.46	-24.74
			1.74	240.43	-23.67
			1.65	240.39	-21.45
	242.01	-19.54	1.00	240.59	-19.55
2.57			0.78	240.48	-18.54
	240.88	-16.97	0.45	240.21	-17.72
3.47			0.82	240.49	-17.04
			2.68	240.63	-16.22
	241.05	-13.50	0.51	241.13	-13.51
7.25			3.54	241.16	-12.58
				241.19	-9.04
	241.23	-6.25	7.21		
3.75				241.36	-1.82
	241.32	-2.50		241.36	-1.26
1.80	241.34	-1.80	1.26	241.35	
	241.34		1.86	241.35	
1.80	241.34	1.80		241.33	1.86
3.75	241.32	2.50	3.34	241.26	5.19
	241.23	6.25	4.20		
3.75			0.68	241.19	9.39
	241.13	10.00	1.37	241.17	10.07
6.50				241.14	11.45
			2.33	240.91	11.95
			0.88	240.25	14.56
	240.97	16.50	0.92	239.82	15.44
1.25	240.92	17.75		240.01	16.49
1.00	240.25	18.75	4.30		
				240.43	20.92
			2.69		
			6.06	240.42	23.94
				240.39	30.00



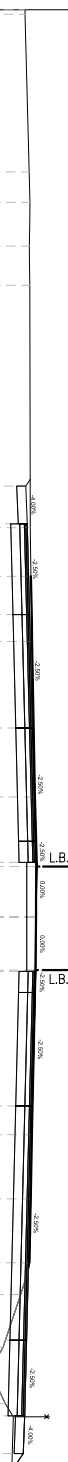
Tracciato Asse A5
 Sez Sez. 114
 Progr : 39+075.00
 Scala : 1:250
 Q.Rif. : 230.00

PROGRESSIVE TERRENO	QUOTE TERRENO	DISTANZE PARZIALI TERRENO	PROGRESSIVE PROGETTO	QUOTE PROGETTO	DISTANZE PARZIALI PROGETTO
240.87	-29.89	1.84			
240.60	-27.83	1.90			
240.64	-25.93				
240.65	-25.70	0.98			
240.63	-24.41				
240.37	-23.64	0.47			
240.29	-23.04	1.54			
240.58	-22.40				
240.78	-20.86	0.90	242.87	-20.14	2.89
240.98	-19.49				
241.02	-18.88	0.98			
241.04	-17.90				
		4.85	241.59	-17.25	0.96
			240.91	-16.29	0.44
			241.08	-15.65	1.49
			241.05	-14.25	
		0.80	241.10	-13.00	1.25
241.15	-13.04				
241.17	-12.24	2.85			3.00
			241.18	-10.00	
241.22	-9.04	0.74			3.75
241.23	-8.30				
		6.69	241.27	-6.25	3.75
241.36	-2.50		241.36	-2.50	0.70
241.38	-1.80	1.61	241.38	-1.80	1.80
241.38			241.38		1.80
241.38		1.74	241.38		0.70
241.33	1.74		241.36	2.50	
		7.30			3.75
			241.27	6.25	
241.22	9.36	0.89			7.75
241.20	10.25	1.23			
241.17	11.48				
240.81	12.55	0.64			
		1.72	241.08	14.00	
240.29	14.27	0.84			2.50
239.90	15.11				
240.00	15.69	0.92	241.01	16.50	1.25
240.47	16.61		240.96	17.75	0.69
		2.94	240.50	18.44	
240.52	19.55				
		5.33			
240.47	24.88				
		5.12			
240.44	30.00				



Tracciato Asse A5
 Sez Sez. 115
 Progr : 39+100.00
 Scala : 1:250
 Q.Rif. : 230.00

PROGRESSIVE TERRENO	QUOTE TERRENO	DISTANZE PARZIALI TERRENO	PROGRESSIVE PROGETTO	QUOTE PROGETTO	DISTANZE PARZIALI PROGETTO
29.80	241.09	5.01			
-24.64	241.22	1.01			
-23.63	241.25	0.60			
-23.03	241.24	0.84			
-22.19	241.23	0.62			
-21.57	241.23	0.68			
-20.89	241.25		20.74	243.72	2.41
		8.02	18.33	242.66	2.64
			15.69	240.77	1.22
			14.25	241.11	0.22
			13.00	241.16	1.25
-12.87	241.26	1.60			3.00
-11.27	241.28	1.53			
-9.74	241.31	0.63	10.00	241.24	3.75
-9.11	241.32				
		5.14	6.25	241.33	3.75
-3.97	241.41				
-1.67	241.48	2.30	2.50	241.42	0.70
-0.71	241.45	0.96	1.80	241.44	1.80
	241.45	0.71			
1.76	241.43	1.75	1.80	241.44	1.80
			2.50	241.42	0.70
		5.45			3.75
			6.25	241.33	
7.21	241.31	2.12			
9.33	241.28				7.75
11.44	241.23	1.68			
12.49	240.94	0.63			
		1.74			
14.23	240.36		14.00	241.14	2.50
15.18	240.00	0.62			
16.10	240.43	0.92	16.50	241.07	1.25
		0.43			0.57
		5.05	17.75	241.02	
			18.32	240.64	
		2.93			
		5.48			
30.00	240.49				



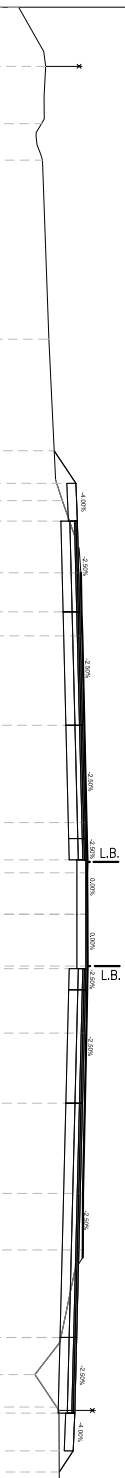
Tracciato Asse A5
 Sez Sez. 116
 Progr : 39+125.00
 Scala : 1:250
 Q.Rif. : 230.00

PROGRESSIVE TERRENO	QUOTE TERRENO	DISTANZE PARZIALI TERRENO	PROGRESSIVE PROGETTO	QUOTE PROGETTO	DISTANZE PARZIALI PROGETTO
30.00	240.36	3.36			
-26.64	240.40	8.29			
-18.35	240.55	4.54			
-13.81	240.66	1.02	244.58	1.93	
-12.79	240.99	0.59	243.73	4.33	
-12.21	241.29	1.34	240.63	0.84	
-11.23	241.33	0.73	241.19	1.25	
-9.89	241.38	2.78	241.24	3.00	
-9.16	241.39	4.67	241.31	3.75	
-6.37	241.45	1.70	241.41	3.75	
-1.70	241.56	1.26	241.50	0.70	
1.26	241.55	5.25	241.52	1.80	
6.96	241.54	2.33	241.52	1.80	
9.28	241.44	1.67	241.50	0.70	
10.95	241.36	1.43	241.41	3.75	
11.59	241.33	0.66	241.41	6.25	
13.21	240.97	0.84	241.44	7.75	
13.87	240.76	0.66	241.41	7.75	
15.07	240.00	0.84	241.21	2.50	
16.41	240.85	0.48	241.15	1.25	
		0.85	241.10	0.40	
		13.59	240.84		
30.00	240.77				



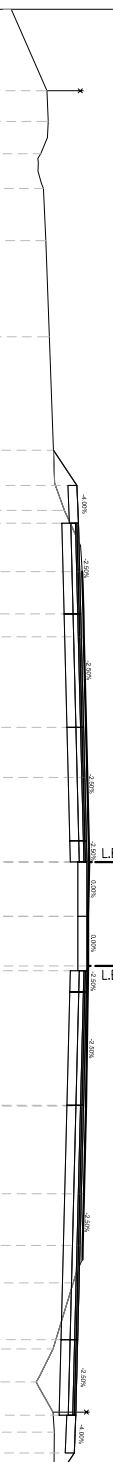
Tracciato Asse A5
 Sez Sez. 117
 Progr : 39+150.00
 Scala : 1:250
 Q.Rif. : 230.00

DISTANZE PARZIALI PROGETTO	QUOTE PROGETTO	PROGRESSIVE PROGETTO	DISTANZE PARZIALI TERRENO	QUOTE TERRENO	PROGRESSIVE TERRENO
			1.47	239.39	30.00
			1.00	240.29	-28.04
			0.74	240.23	-27.04
				240.15	-26.15
				240.00	-25.45
				240.18	-24.94
1.45	245.43	-21.95	5.92		
	244.80	-20.50			
3.24				240.39	-19.02
1.93	242.47	-17.26	4.65		
	240.56	-15.33			
1.08	241.28	-14.25	0.69	240.61	-14.37
	241.33	-13.00	1.58	240.84	-13.68
3.00			0.51	241.39	-12.09
	241.41	-10.00	1.34	241.45	-11.29
			0.75	241.47	-9.95
3.75				241.50	-9.20
	241.50	-6.25	6.17		
3.75					
0.70	241.60	-2.50	1.30	241.63	-3.03
	241.61	-1.80		241.66	-1.37
1.80			1.37	241.66	
1.80	241.61	0.00	1.37	241.66	
0.70	241.61	1.80		241.67	1.71
	241.60	2.50	2.22		
3.75				241.63	3.93
	241.50	6.25	5.31		
7.75			1.87	241.52	9.24
				241.51	11.10
				241.33	11.63
	241.31	14.00	2.22	240.79	14.00
2.50			0.98	239.93	15.23
	241.25	16.50	1.07	240.65	16.30
1.25	241.20	17.75			
0.70	240.73	18.45	6.45		
				240.75	22.86
			7.14		
				240.77	30.00



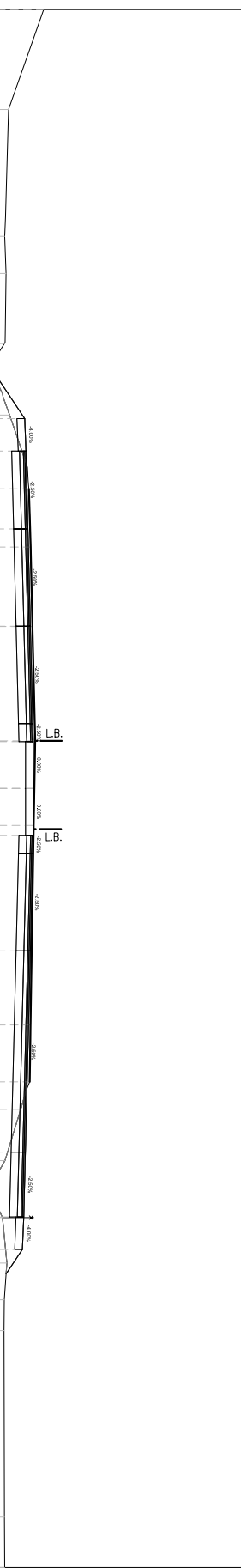
Tracciato Asse A5
 Sez Sez. 118
 Progr : 39+175.00
 Scala : 1:250
 Q.Rif. : 230.00

PROGRESSIVE TERRENO	QUOTE TERRENO	DISTANZE PARZIALI TERRENO	PROGRESSIVE PROGETTO	QUOTE PROGETTO	DISTANZE PARZIALI PROGETTO
30.00	239.23	2.70			
-27.30	240.41	1.02			
-26.29	240.45	0.53			
-25.75	240.42	0.53			
-25.22	240.20				
-24.64	240.11				
-24.07	240.29	1.72			
-22.35	240.37	3.18	246.29	-22.55	0.96
-19.17	240.48	4.84	245.87	-21.59	2.16
-14.33	240.66	0.90	244.32	-19.42	1.29
-13.42	240.98	1.17	243.04	-18.14	2.73
-11.95	241.54	0.55	240.62	-15.41	1.16
-11.40	241.57	1.37	241.40	-14.25	1.25
-10.03	241.61	0.78	241.45	-13.00	3.00
-9.24	241.62	4.65	241.52	-10.00	3.75
-4.59	241.74	2.80	241.62	-6.25	3.75
-1.79	241.80	1.77	241.71	-2.50	0.70
1.64	241.77	1.64	241.73	-1.80	1.80
10.89	241.59	4.64	241.73	1.80	1.80
11.63	241.44	6.28	241.71	2.50	0.70
14.31	240.61	2.90	241.62	6.25	3.75
15.22	240.16	1.71	241.69	9.18	7.75
16.40	240.61	2.19	241.63	10.89	
17.06	240.65	0.91	241.59	11.63	
18.98	240.64	0.83	241.44	14.31	2.50
19.66	240.71	0.66	241.42	15.22	
21.00	240.66	1.92	241.36	16.40	1.25
26.10	240.70	0.68	241.31	17.06	1.01
		1.34	240.64	18.98	
		5.10	240.64	19.66	
		3.90	240.66	21.00	
30.00	240.73		240.64	26.10	

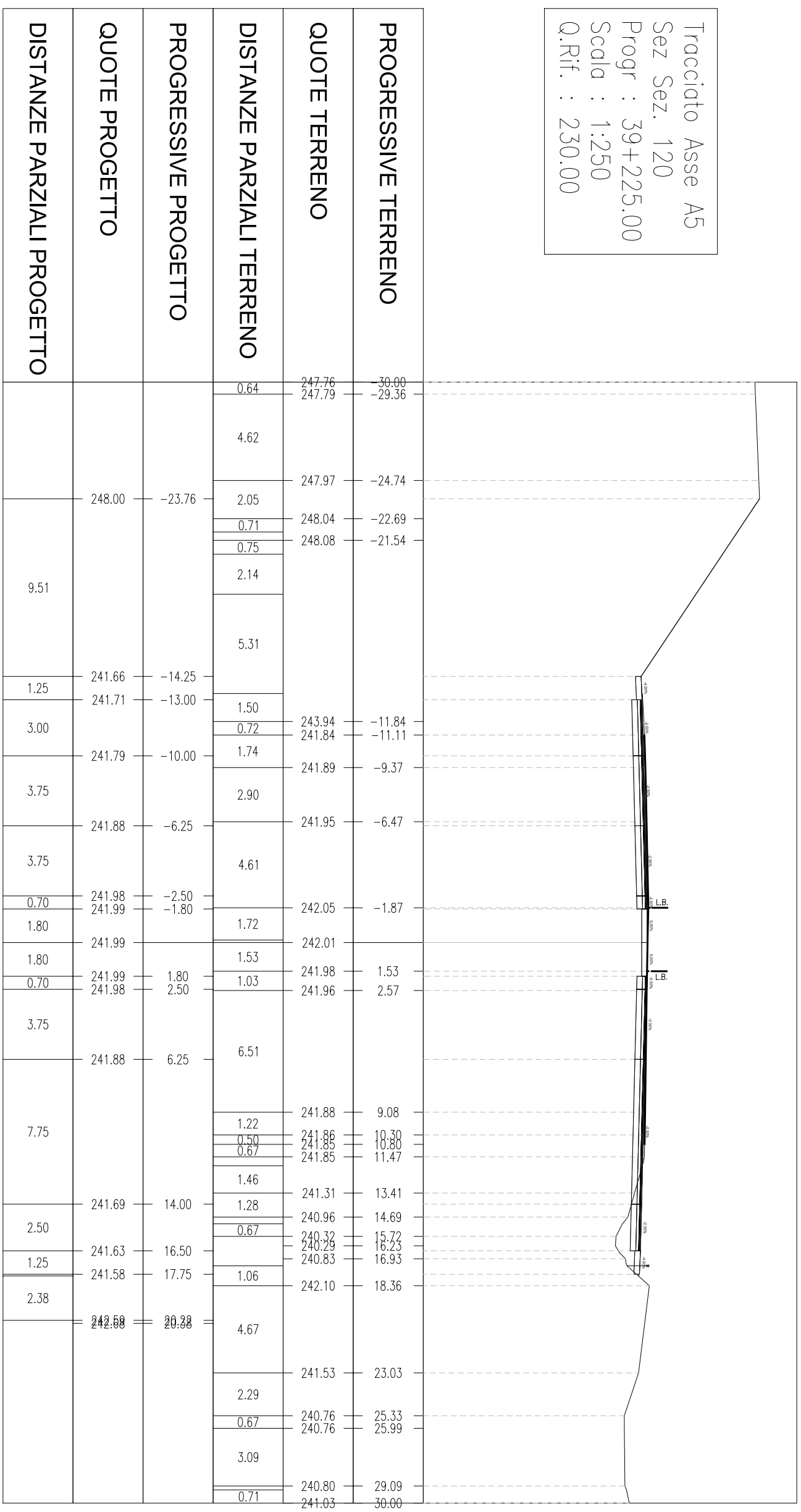


Tracciato Asse A5
 Sez Sez. 119
 Progr : 39+200.00
 Scala : 1:250
 Q.Rif. : 230.00

PROGRESSIVE TERRENO	QUOTE TERRENO	DISTANZE PARZIALI TERRENO	PROGRESSIVE PROGETTO	QUOTE PROGETTO	DISTANZE PARZIALI PROGETTO
30.00	242.26	3.84			
-26.16	240.91	4.14			
-22.02	240.79	0.75	247.15	-23.15	0.48
-21.27	240.75	1.43	246.93	-22.67	1.08
-19.84	240.81	2.33	246.16	-21.59	0.64
-17.14	240.74	0.76	245.52	-20.95	1.36
-16.38	240.27	0.52	244.31	-19.59	3.47
-15.71	240.43	0.70	240.29	-16.11	1.86
-15.09	240.69	2.01	241.53	-14.25	1.25
-14.39	240.95	0.53	241.58	-13.00	3.00
-12.37	241.64	1.33	241.65	-10.00	3.75
-11.54	241.69	0.92	241.75	-6.25	3.75
-10.21	241.73	3.06	241.75	-6.25	3.75
-9.30	241.76	4.41	241.82	-6.24	3.75
-6.24	241.82	1.83	241.75	-6.25	3.75
-1.83	241.93	1.42	241.84	-2.50	0.70
1.42	241.90	0.54	241.86	-1.80	1.80
2.10	241.87	7.00	241.86	1.80	1.80
9.10	241.75	0.91	241.86	2.50	0.70
10.01	241.74	1.28	241.84	1.80	3.75
11.30	241.72	0.62	241.75	6.25	7.75
12.36	241.37	1.97	241.75	6.25	7.75
14.33	240.76	0.91	241.55	14.00	2.50
15.42	240.12	0.89	241.49	16.50	1.25
16.31	240.57	1.75	241.44	17.75	0.95
18.28	240.84	1.41	240.81	18.70	0.33
19.69	240.74	1.19	240.99	19.02	0.33
20.88	240.73	7.18			
28.06	240.75	1.94			
30.00	240.75				

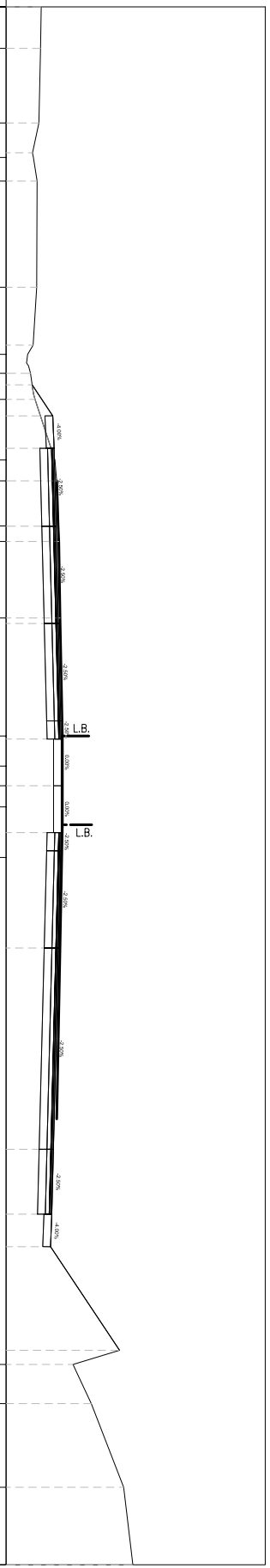


Tracciato Asse A5
 Sez. Sez. 120
 Progr : 39+225.00
 Scala : 1:250
 Q.Rif. : 230.00



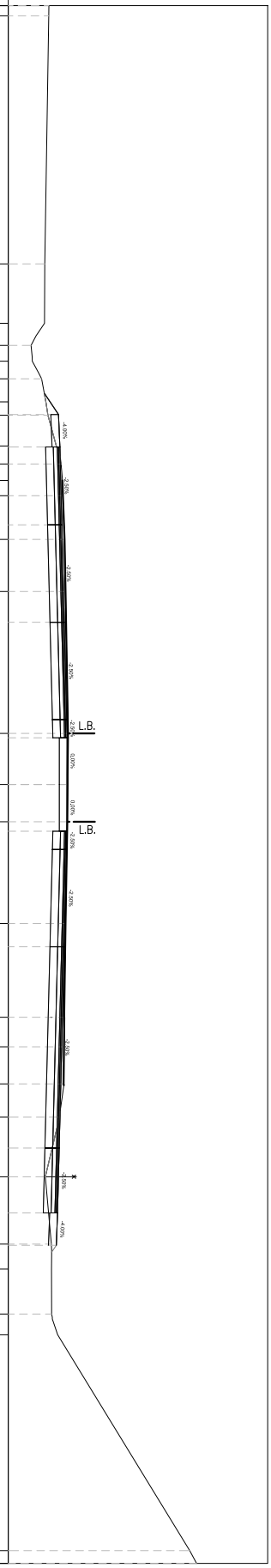
Tracciato Asse A5
 Sez Sez. 121
 Progr : 39+250.00
 Scala : 1:250
 Q.Rif. : 240.00

DISTANZE PARZIALI PROGETTO	QUOTE PROGETTO	PROGRESSIVE PROGETTO	DISTANZE PARZIALI TERRENO	QUOTE TERRENO	PROGRESSIVE TERRENO
			1.59	241.35	30.00
			2.87	241.33	-28.41
			1.12	241.26	-25.53
			0.91	241.05	-24.20
1.09	247.58	-23.30	4.09	241.20	-23.29
0.43	247.16	-22.21			
0.62	246.42	-21.58			
1.55	245.77	-20.97			
	244.70	-19.42	2.23	241.18	-19.20
3.97					
	241.01	-15.44	0.67	240.83	-16.62
1.19	241.80	-14.25	2.33	240.94	-15.89
1.25	241.85	-13.00	0.52	241.12	-14.88
3.00			1.74	241.88	-12.55
	241.93	-10.00	0.60	241.95	-11.74
3.75			2.95	242.01	-10.01
	242.02	-6.25	4.55	242.03	-9.41
3.75					
0.70	242.11	-2.50	0.54	242.08	-6.46
1.80	242.13	-1.80	0.62	242.17	-1.92
			0.76	248.53	
1.80	242.13		0.81	247.42	-0.76
0.70	242.13	1.80	1.17	246.31	
	242.11	2.50	0.78	245.12	0.81
3.75			2.07	248.80	2.76
	242.02	6.25	6.11	248.81	
7.75			0.85	248.86	
			1.12	248.88	
2.50	241.83	14.00	3.41	248.88	
1.25	241.76	16.50	2.69	248.91	
3.99	241.71	17.75	1.07	248.90	
	244.38	21.74	1.91	248.88	
			1.19	242.58	22.29
			3.23	243.29	23.79
			2.98	244.54	27.02
				244.89	30.00



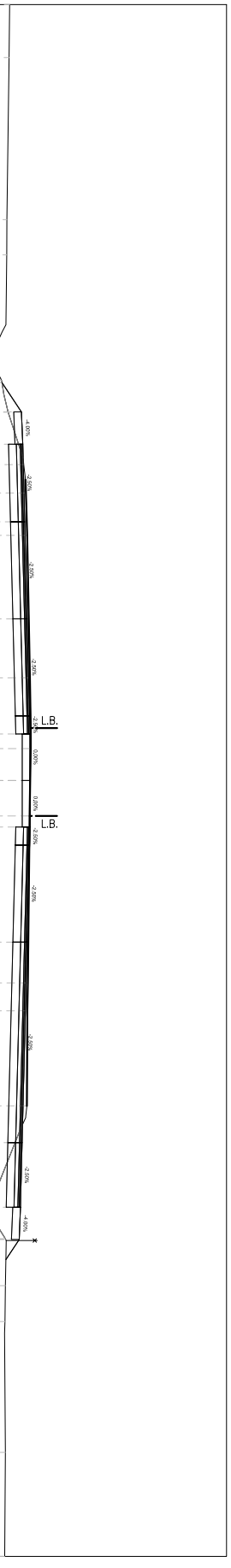
Tracciato Asse A5
 Sez Sez. 122
 Progr : 39+275.00
 Scala : 1:250
 Q.Rif. : 240.00

PROGRESSIVE TERRENO	QUOTE TERRENO	DISTANZE PARZIALI TERRENO	PROGRESSIVE PROGETTO	QUOTE PROGETTO	DISTANZE PARZIALI PROGETTO
29.89	241.57				
30.00	241.56	9.56			
			22.84	247.15	2.17
			20.67	246.32	0.83
			19.94	245.67	0.43
		2.29	18.18	244.83	1.24
		0.49		243.55	
	241.41				
	241.40				
	240.88				
	240.92				
	241.28				
	241.45	0.89	15.07	241.39	0.82
	241.53	0.52	14.25	241.94	1.25
	241.53	1.18		241.99	
	241.86		13.00		
	242.04	0.63			
	242.09	0.59			
	242.11	1.68	10.00	242.06	3.00
	242.17	2.00			
	242.21				
	242.21	5.47	6.25	242.16	3.75
			2.50	242.25	0.70
			1.80	242.27	1.80
	242.30	1.62			
	242.29	1.44	0.00	242.27	1.80
	242.28	1.44	1.80	242.27	0.70
	242.28	3.92	2.50	242.25	
	242.21				
	242.21	5.35	6.25	242.16	3.75
	242.15	3.61			
	242.15	1.13			
	242.15	1.43			
	242.13	1.23			
	241.97	1.23			
	241.97	12.81	14.00	241.96	7.75
	241.43	2.19			
	241.43	15.10			
	241.66	2.59	16.50	241.90	2.50
	241.66	0.17	13.75	241.85	1.25
	241.67	0.35	18.04	242.04	0.29
	241.67	1.73			
	241.67		20.13	242.92	2.09
	241.91	0.61	20.80	243.37	0.66
	21.19				
		8.31			
		0.49			
29.51	247.00				
30.00	247.26				



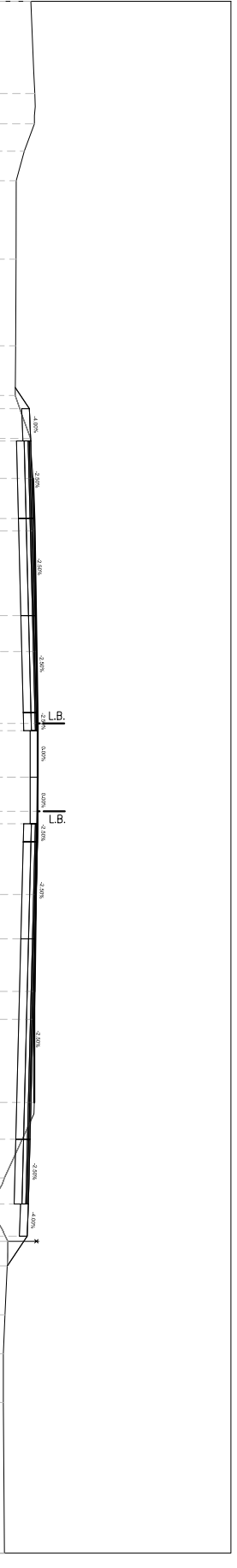
Tracciato Asse A5
 Sez Sez. 123
 Progr : 39+300.00
 Scala : 1:250
 Q.Rif. : 240.00

DISTANZE PARZIALI PROGETTO	QUOTE PROGETTO	PROGRESSIVE PROGETTO	DISTANZE PARZIALI TERRENO	QUOTE TERRENO	PROGRESSIVE TERRENO
			2.05	241.62	-30.00
			6.27	241.60	-27.95
3.26	246.73	-22.38	1.36	241.51	-21.69
1.24	245.49	-19.12	2.70	241.51	-20.33
0.65	244.50	-17.89	0.62	241.33	-17.35
1.86	243.25	-17.24	0.67	241.01	-16.33
1.13	241.32	-15.38	0.56	241.30	-15.48
1.25	242.08	-14.25	0.68	241.40	-14.92
3.00	242.13	-13.00	1.28	241.56	-14.24
			0.49	241.98	-12.96
			0.58	242.16	-12.21
			0.51	242.22	-11.63
			0.51	242.25	-11.12
3.75	242.20	-10.00	1.64	242.30	-9.48
3.75	242.29	-6.25	5.51	242.40	-3.97
0.70	242.39	-2.50	1.94	242.40	-3.97
1.80	242.41	-1.80	0.79	242.43	-2.03
1.80	242.41	-1.80	1.23	242.43	-1.23
0.70	242.41	1.80	1.37	242.41	1.37
3.75	242.41	2.50	6.46	242.39	1.37
7.75	242.29	6.25	1.08	242.32	7.83
			0.54	242.30	8.91
			3.14	242.30	9.44
2.50	242.10	14.00	2.05	242.29	12.58
1.25	242.04	16.50	0.60	242.04	13.48
0.77	241.99	17.75	0.65	241.22	15.52
1.33	241.47	18.52	0.65	240.86	16.13
			1.10	240.75	16.64
			1.38	241.19	17.29
			4.61	241.47	18.44
			4.02	241.45	19.53
				241.44	20.92
				241.45	25.98
				241.43	30.00



Tracciato Asse A5
 Sez Sez. 124
 Progr : 39+325.00
 Scala : 1:250
 Q.Rif. : 240.00

DISTANZE PARZIALI PROGETTO	QUOTE PROGETTO	PROGRESSIVE PROGETTO	DISTANZE PARZIALI TERRENO	QUOTE TERRENO	PROGRESSIVE TERRENO
			2.73	242.27	-30.00
			0.84	242.38	-27.27
			0.51	242.42	-26.43
				242.44	-25.93
			1.06	242.40	-25.27
			1.14	242.02	-24.20
				241.70	-23.06
4.34	246.30	-21.92	3.03	241.70	-20.03
			3.35	241.68	-16.68
1.65	244.65	-17.58	1.92	241.66	-14.76
0.86	243.33	-15.93	0.74	241.92	-14.02
0.82	241.67	-15.07	0.92	242.26	-13.10
1.25	242.21	-14.25	0.71	242.29	-12.39
			0.84	242.36	-11.55
3.00	242.26	-13.00	1.59	242.42	-9.52
			4.67	242.42	-9.52
3.75	242.34	-10.00	2.78	242.49	-4.86
			1.94	242.53	-2.08
0.70	242.52	-2.50	1.32	242.53	1.32
1.80	242.54	-1.80	3.22	242.52	1.32
			1.80	242.54	1.32
0.70	242.54	1.80	3.74	242.46	4.54
1.80	242.54	2.50	0.61	242.42	8.28
3.75	242.52	2.50		242.40	8.93
			3.21	242.40	12.57
7.75	242.43	6.25	2.47	241.25	15.50
			0.50	240.87	16.25
2.50	242.24	14.00	0.64	240.77	16.83
				241.15	17.46
1.25	242.17	16.50	2.43	241.38	18.36
1.15	242.12	17.75	1.51	241.27	20.79
			1.88	241.20	22.30
			5.82	241.21	24.18
				241.25	30.00



Tracciato Asse A5
 Sez Sez. 125
 Progr : 39+350.00
 Scala : 1:250
 Q.Rif. : 240.00

DISTANZE PARZIALI PROGETTO	QUOTE PROGETTO	PROGRESSIVE PROGETTO	DISTANZE PARZIALI TERRENO	QUOTE TERRENO	PROGRESSIVE TERRENO
			0.50	241.48	-30.00
			0.54	241.75	-29.19
			0.54	242.01	-28.34
			1.10	242.07	-27.80
			1.30	242.09	-26.81
			3.43	242.13	-25.71
			0.98	242.18	-24.41
5.43	245.88	-21.46	0.98	242.36	-20.99
			1.01	242.41	-20.01
			0.70	242.47	-18.86
			0.63	242.50	-18.12
			0.63	242.50	-17.49
1.70	243.81	-16.04	3.45		
0.21	242.45	-14.31	1.03	242.53	-14.04
1.25	242.36	-13.75	1.15	242.53	-13.01
2.50	242.41	-12.50	1.84	242.47	-11.71
3.75	242.47	-10.00	1.31	242.54	-9.57
3.75	242.57	-6.25	6.13	242.56	-8.26
0.70	242.66	-2.50	2.13	242.65	-2.13
1.80	242.68	-1.80	0.80	242.65	0.80
1.80	242.68	1.80	0.84	242.64	2.12
0.70	242.68	2.50			
3.75			6.21		
3.75	242.57	6.25			
6.99	242.47	10.00	3.23	242.51	8.82
			0.52	242.52	12.05
			0.37	242.47	13.08
			1.30	242.39	13.84
			0.39	241.75	15.14
			0.37	242.31	15.71
			0.38	241.16	16.64
0.96	241.83	16.99	0.88	241.58	17.57
0.24	241.78	17.95	0.55	241.68	18.62
0.24	241.69	18.69			
			11.15		
				241.63	30.77

Tracciato Asse A5
 Sez Sez. 126
 Progr : 39+375.00
 Scala : 1:250
 Q.Rif. : 240.00

PROGRESSIVE TERRENO	QUOTE TERRENO	DISTANZE PARZIALI TERRENO	PROGRESSIVE PROGETTO	QUOTE PROGETTO	DISTANZE PARZIALI PROGETTO
242.12	-29.88				
242.14	-27.67	1.98			
242.13	-27.09	1.04			
242.13	-25.85				
241.91	-25.28				
241.69	-24.49	0.49			
242.17	-23.64	1.07			
242.28	-22.15				
242.31	-21.31		245.45	-21.00	
242.34	-19.75	1.56			6.51
242.37	-18.81	0.94			
		3.37			
242.47	-15.45	1.10			
242.50	-14.34	1.11	242.97	-14.49	0.53
242.55	-13.24	0.60	242.50	-13.75	1.25
242.58	-12.64	0.60	242.55	-12.50	2.50
242.62	-11.83	0.77			
		2.22	242.61	-10.00	3.75
242.66	-9.53				
		5.20	242.70	-6.25	3.75
242.74	-4.33	2.16			
242.77	-2.18	1.15	242.80	-2.50	0.70
242.78	-0.67	0.67	242.82	-1.80	1.80
242.77		1.22	242.82		1.80
242.77	1.22		242.82	1.80	0.70
		5.93	242.80	2.50	3.75
242.64	7.15	1.55	242.70	6.25	3.75
242.62	8.70	0.54			
242.62	9.24	2.05	242.61	10.00	5.07
242.60	11.29	1.76			
242.57	13.05	2.06			
241.84	15.42	0.72	242.31	15.07	0.91
241.65	16.15	0.75	242.23	15.98	1.26
241.26	17.02	1.00	241.76	17.24	1.36
241.35	17.61	1.00	241.84	18.60	
241.80	18.61	3.66			
241.88	20.04	6.30			
241.60	23.70				
241.56	30.00				

Tracciato Asse A5
 Sez Sez. 127
 Progr : 39+400.00
 Scala : 1:250
 Q.Rif. : 240.00

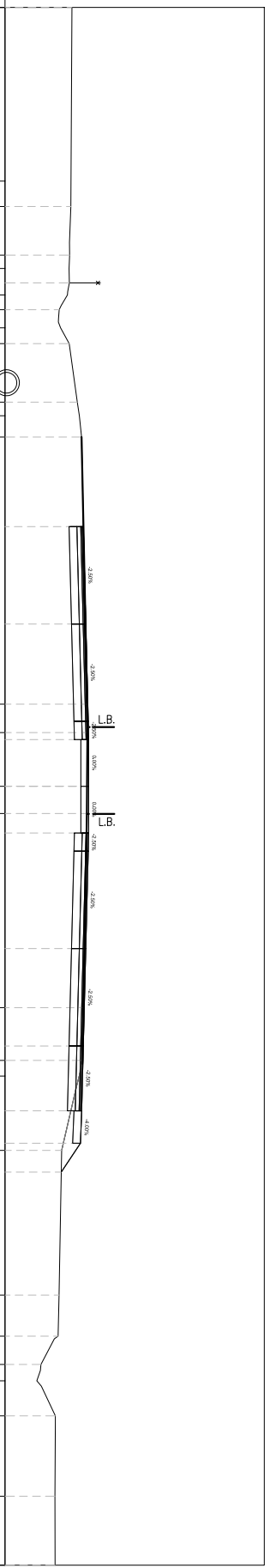
DISTANZE PARZIALI PROGETTO	QUOTE PROGETTO	PROGRESSIVE PROGETTO	DISTANZE PARZIALI TERRENO	QUOTE TERRENO	PROGRESSIVE TERRENO
			1.73	242.22	30.00
			2.74	242.24	-28.27
			1.62	242.27	-25.33
			1.32	242.24	-23.57
				242.22	-21.91
				242.07	-21.40
				241.92	-20.70
				242.25	-19.98
6.32	245.03	-20.55	1.17	242.39	-18.80
			0.68	242.43	-18.12
			0.71	242.58	-17.16
			1.10	242.60	-16.06
			0.88	242.62	-15.18
1.25	242.62	-14.23	2.53	242.70	-12.65
0.53	242.68	-12.98		242.77	-10.28
	242.69	-12.45		242.78	-9.75
2.45	242.75	-10.00	2.37		
			0.53		
3.75	242.84	-6.25	3.99	242.84	-5.76
3.75	242.84	-6.25	3.53	242.84	-5.76
0.70	242.93	-2.50	1.26	242.90	-2.22
1.80	242.95	-1.80	0.96	242.89	-0.96
			1.18	242.89	1.18
1.80	242.95	1.80			
0.70	242.93	2.50			
3.75	242.84	6.25	6.97	242.84	6.25
3.75	242.84	6.25	0.53	242.78	8.15
				242.78	8.68
				242.76	9.22
2.50	242.75	10.00	1.72	242.74	10.95
			1.22	242.70	12.44
1.25	242.68	12.50	1.04	242.70	13.90
	242.63	13.75			
2.28	241.85	16.12	3.09	242.70	13.90
2.46	241.98	18.58	3.58	242.63	16.99
			1.17	242.56	20.56
			0.52	242.52	22.08
			0.79	242.45	22.60
				242.29	23.55
			3.86		
			0.50	241.81	27.41
				241.38	28.28
				241.37	28.92
			0.68	241.81	30.00

Tracciato Asse A5
 Sez. Sez. 128
 Progr : 39+425.00
 Scala : 1:250
 Q.Rif. : 240.00

PROGRESSIVE TERRENO	QUOTE TERRENO	DISTANZE PARZIALI TERRENO	PROGRESSIVE PROGETTO	QUOTE PROGETTO	DISTANZE PARZIALI PROGETTO
30.00	242.24	6.67			
-22.91	242.30	1.27			
-21.64	242.33	0.63			
-21.01	242.32	0.79			
-20.02	242.34	0.46	-20.09	244.60	5.06
-19.47	242.24	0.53			
-18.83	242.01	0.66			
-18.03	242.19	1.30			
-17.50	242.39	1.02	-15.03	242.67	3.54
-16.84	242.48	0.62			
-15.54	242.69	3.40	-11.49	242.85	1.49
-14.17	242.77	2.87	-10.00	242.88	3.75
-13.12	242.81	4.59	-6.25	242.98	3.75
-9.71	242.93	2.25	-2.50	243.07	0.70
-6.84	242.97	0.66	-1.80	243.09	1.80
-2.25	243.04	0.66	1.80	243.09	1.80
0.66	243.02	6.45	2.50	243.07	3.75
7.57	242.93	6.25	6.25	242.98	3.75
8.56	242.91	0.98	10.00	242.88	2.50
10.47	242.88	1.92	12.50	242.82	1.25
11.29	242.78	0.54	13.75	242.77	1.26
14.79	241.94	3.38	15.01	241.93	3.56
24.98	241.82	10.01	18.57	242.13	
25.74	241.39	0.76			
26.64	241.32	0.81			
28.56	241.43	1.84			
29.19	241.93	0.81			
30.00	241.87				

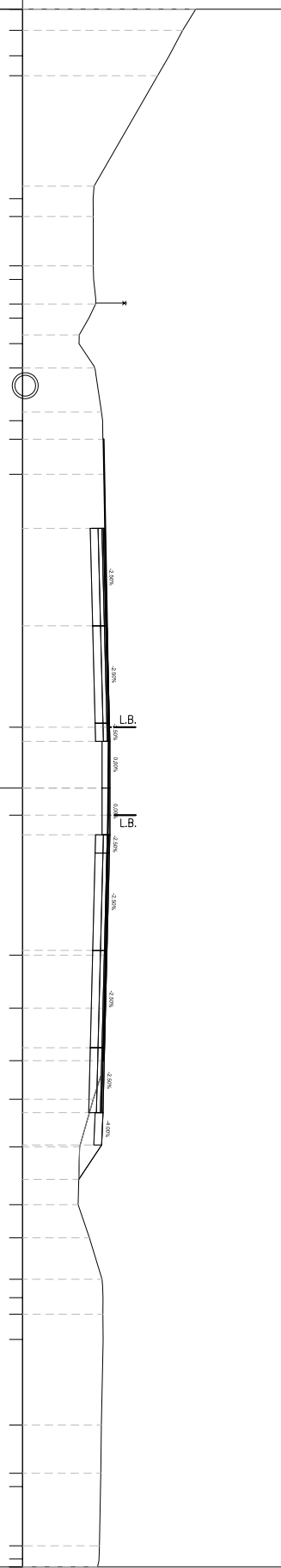
Tracciato Asse A5
 Sez Sez. 129
 Progr : 39+450.00
 Scala : 1:250
 Q.Rif. : 240.00

DISTANZE PARZIALI PROGETTO	QUOTE PROGETTO	PROGRESSIVE PROGETTO	DISTANZE PARZIALI TERRENO	QUOTE TERRENO	PROGRESSIVE TERRENO
			6.69	242.58	30.00
			0.98	242.55	-23.31
			1.38	242.54	-22.33
			0.51	242.49	-20.46
			0.56	242.47	-19.95
3.80	244.18	-19.63	0.61	242.41	-18.92
			0.61	242.09	-18.36
			0.61	242.14	-17.66
			2.25	242.47	-17.05
5.82	242.73	-15.82	0.52	242.79	-14.79
			0.61	242.67	-14.27
			2.25	242.95	-13.45
3.75	243.02	-10.00	10.29		
3.75	243.11	-6.25			
0.70	243.21	-2.50	0.88	243.17	-3.16
1.80	243.23	-1.80	2.07	243.18	-2.07
1.80	243.23		1.05	243.16	
0.70	243.23	1.80	1.05	243.16	1.05
3.75	243.23	2.50			
3.75	243.11	6.25	7.43		
3.75	243.02	10.00	2.03	243.03	8.53
2.50	242.96	12.50	2.51	242.98	10.56
1.25	242.91	13.75		242.86	11.16
1.11	242.91	13.75		242.18	14.03
1.02	242.17	14.86			
1.02	242.13	15.88			
2.68	242.28	18.56	5.57		
			1.58	242.08	19.60
			0.99	242.05	21.18
				241.38	22.27
				241.23	22.90
			1.14	241.94	24.25
			2.86		
			2.66	241.92	27.34
				241.93	30.00



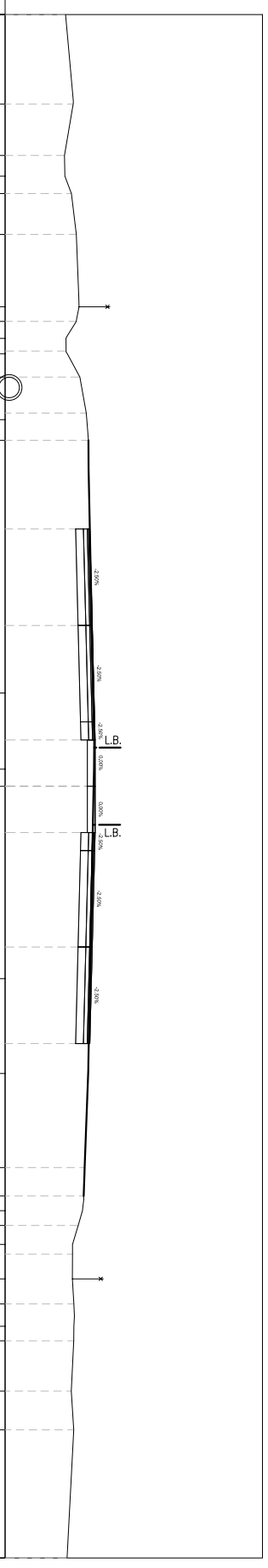
Tracciato Asse A5
 Sez. Sez. 130
 Progr. : 39+475.00
 Scala : 1:250
 Q.Rif. : 240.00

DISTANZE PARZIALI PROGETTO	QUOTE PROGETTO	PROGRESSIVE PROGETTO	DISTANZE PARZIALI TERRENO	QUOTE TERRENO	PROGRESSIVE TERRENO
			0.82	246.66	30.00
			0.98	246.16	-29.18
			0.77	245.64	-28.21
				245.20	-27.44
			4.25		
			0.69	242.72	-22.70
				242.72	-22.01
			1.90		
			0.52	242.72	-20.11
			0.73	242.74	-19.59
2.55	243.75	-19.17	0.50	242.81	-18.64
			0.65	242.55	-18.10
			0.86	242.17	-17.12
3.90	242.78	-16.62		242.79	-16.18
			1.70		
			0.70	243.08	-14.15
			1.35	243.12	-13.44
2.73	242.98	-12.73		243.15	-12.09
			9.75		
3.75	243.16	-10.00			
			2.34	243.32	-2.34
3.75	243.25	-6.25			
			0.70	243.35	-2.50
			1.80	243.36	-1.80
			0.59	243.36	243.30
			1.80	243.36	243.30
			0.70	243.35	243.35
3.75	243.35	243.35	5.39		
			2.04	243.20	6.43
3.75	243.25	6.25	1.60	243.16	8.48
			0.99	243.11	10.50
2.50	243.16	10.00	1.84	242.72	11.98
			2.22	242.20	13.82
1.25	243.10	12.50	1.27	242.14	16.04
1.32	243.05	13.75	1.60	242.57	17.32
1.00	242.17	15.07			
0.68	242.35	16.07			
	242.33	16.75			
1.79	242.43	18.54	0.63	243.06	18.92
			0.98	243.10	19.63
				243.09	20.26
			3.30	243.10	21.24
			1.86	243.03	24.53
			0.51	243.01	26.39
			2.28	243.00	26.90
			0.50	242.96	28.18
				242.89	30.00



Tracciato Asse A5
 Sez Sez. 131
 Progr : 39+500.00
 Scala : 1:250
 Q.Rif. : 240.00

DISTANZE PARZIALI PROGETTO	QUOTE PROGETTO	PROGRESSIVE PROGETTO	DISTANZE PARZIALI TERRENO	QUOTE TERRENO	PROGRESSIVE TERRENO
			3.36	242.35	30.00
			2.00	242.65	-26.52
			0.80	242.31	-24.52
			0.68	242.33	-23.72
			1.59	242.58	-23.04
			2.44	242.77	-21.45
1.29	243.33	-18.71	0.51	242.87	-18.64
1.97	242.84	-17.42	0.57	242.77	-18.07
1.38	242.94	-15.45	0.91	242.37	-17.41
1.97	243.03	-14.07	1.27	242.42	-16.81
2.10	243.16	-12.10	0.80	242.91	-15.90
3.75	243.29	-10.00	1.08	243.17	-14.25
3.75	243.39	-6.25	8.74	243.24	-13.44
0.70	243.48	-2.50	0.58	247.46	-3.62
1.80	243.50	-1.80	1.10	243.45	-0.67
1.80	243.50	1.80	0.67	243.44	
3.75	243.50	2.50	6.61		
3.75	243.39	6.25	0.87	243.30	7.48
4.99	243.29	10.00	3.13	243.23	11.16
1.78	243.02	14.99	3.66	243.09	14.82
0.50	242.44	16.77	0.88	243.06	15.93
0.35	242.54	17.62	0.57	243.01	16.50
0.91	242.58	18.53	0.74	242.84	17.07
			0.96	242.62	17.81
			0.98	242.62	19.15
			0.57	242.68	20.13
			1.95	242.67	20.99
			1.51	242.67	21.56
			4.98	242.57	23.51
				242.67	25.02
				242.41	30.00

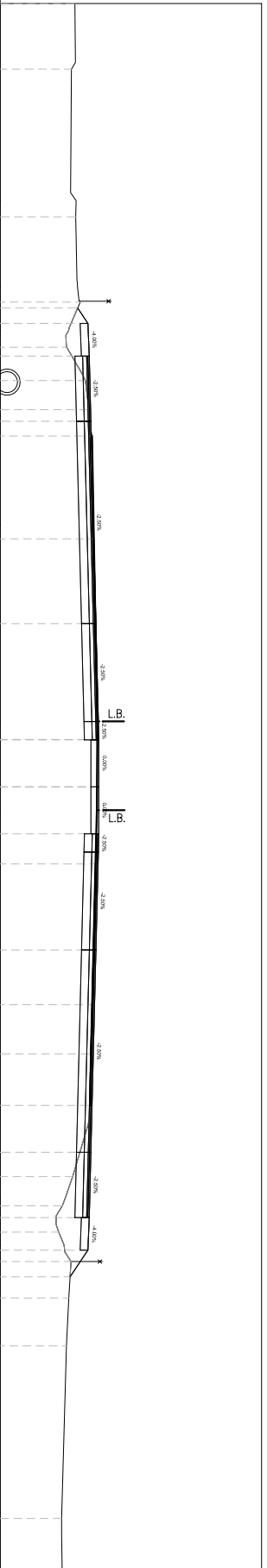


Tracciato Asse A5
 Sez Sez. 132
 Progr : 39+525.00
 Scala : 1:250
 Q.Rif. : 240.00

DISTANZE PARZIALI PROGETTO	QUOTE PROGETTO	PROGRESSIVE PROGETTO	DISTANZE PARZIALI TERRENO	QUOTE TERRENO	PROGRESSIVE TERRENO
			5.62	242.74	30.00
			0.41	242.64	-24.07
			1.78	242.66	-23.26
			0.93	242.89	-22.71
			0.90	242.85	-20.85
			0.65	242.89	-19.57
0.48	242.90	-18.05	0.54	242.89	-18.21
1.22	243.22	-17.57	0.54	242.56	-17.56
			1.87	242.55	-17.03
2.44	243.27	-16.35	0.71	242.94	-16.50
			0.56	243.34	-14.40
3.91	243.33	-13.91	0.83	243.41	-13.54
			0.83	243.42	-12.97
3.75	243.43	-10.00		243.43	-12.14
3.75	243.53	-6.25	8.39		
0.70	243.62	-2.50	1.30	243.58	-3.75
1.80	243.64	-1.80	2.45	243.61	-2.45
1.80	243.64		0.58	243.60	0.58
0.70	243.64	1.80	2.30	243.60	
3.75	243.62	2.50		243.55	3.24
3.75	243.53	6.25	5.14		
3.75	243.43	10.00	1.63	243.42	8.38
3.93	243.33	13.93	0.84	243.36	10.01
			1.94	243.31	10.89
2.44	243.27	16.37	0.98	243.29	12.83
1.22	243.22	17.59	1.47	242.69	14.15
0.72	242.74	18.31	1.46	242.57	14.69
			1.77	242.68	16.16
			1.41	242.74	17.61
			4.39	242.70	19.80
			0.85	242.71	21.62
			3.13	245.66	26.01
				246.16	26.87
				247.96	30.00

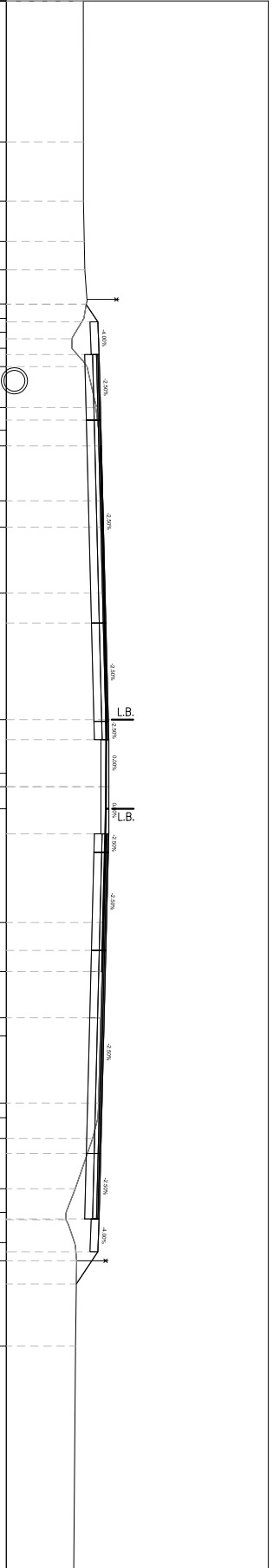
Tracciato Asse A5
 Sez. Sez. 133
 Progr : 39+550.00
 Scala : 1:250
 Q.Rif. : 240.00

PROGRESSIVE TERRENO	QUOTE TERRENO	DISTANZE PARZIALI TERRENO	PROGRESSIVE PROGETTO	QUOTE PROGETTO	DISTANZE PARZIALI PROGETTO
30.00	242.86	2.26			
-27.49	242.72	4.73			
-22.46	242.91	0.61			
-21.83	242.89	2.42			
-19.15	242.96	0.53		242.96	0.59
-18.57	243.06	0.98		243.36	1.25
-17.46	242.61	0.78		243.41	
-16.84	242.54	1.03		243.47	2.50
-15.56	243.26	3.35			
-14.20	243.40	0.53			7.75
-13.44	243.51	243.57			
-10.03	243.58	243.58			
-9.50		6.99		243.66	3.75
		0.69		243.76	
	243.71	243.71		243.77	0.70
-2.50	243.71	1.82			1.80
-1.82		0.90		243.77	1.80
0.90	243.70	2.06		243.77	0.70
0.90	243.70	243.65		243.76	
2.95	243.65	5.37			3.75
		243.66		243.66	
6.25		243.52			7.75
8.35	243.52	1.89			
10.23	243.47	1.97			
12.20	243.44	2.17		243.47	2.50
12.76	243.42	0.83			
14.93	242.77	242.77		243.41	1.25
15.76	242.49	242.49		243.36	1.02
16.43	242.14	242.14		242.67	
17.05	242.24	242.24			
17.56	242.45	0.50			
18.19	242.71	1.40			
19.58	242.63	1.83			
21.42	242.54	6.61			
		242.35			
28.03	242.35	1.38			
28.62					
30.00	242.37				



Tracciato Asse A5
 Sez Sez. 134
 Progr : 39+575.00
 Scala : 1:250
 Q.Rif. : 240.00

PROGRESSIVE TERRENO	QUOTE TERRENO	DISTANZE PARZIALI TERRENO	PROGRESSIVE PROGETTO	QUOTE PROGETTO	DISTANZE PARZIALI PROGETTO
30.00	242.94	5.39			
	242.94	2.26			
	242.95	1.54			
	242.98	1.09			
	243.00	0.89			
	243.05	0.55	243.05	-18.41	0.66
	242.86	0.53	243.49	-17.75	1.25
	242.84	0.45	243.54	-16.50	2.50
	242.51	1.19			
	243.08	0.86	243.60	-14.00	7.75
	243.42	2.10			
	243.53	1.00			
	243.59	2.52			
	243.66	1.00	243.80	-6.25	3.75
	243.68	2.52			
	243.73	4.83			
	243.82	2.05	243.80	-2.50	0.70
	243.81	0.51	243.91	-1.80	1.80
	243.80	0.84	243.91		1.80
	243.80	4.34	243.91	1.80	0.70
	243.80	1.87	243.89	2.50	3.75
	243.69	1.87	243.80	6.25	7.75
	243.65	2.56			
	243.60	0.67			
	243.58	0.67			
	243.52	1.92	243.60	14.00	2.50
	243.49	0.67			
	243.29	0.67	243.60	16.50	1.25
	242.63	0.70	243.54	17.75	1.23
	242.29	0.57	243.49	18.98	
	242.60	3.26	242.67		
	242.69	8.64			
	242.64				
30.00	242.57				



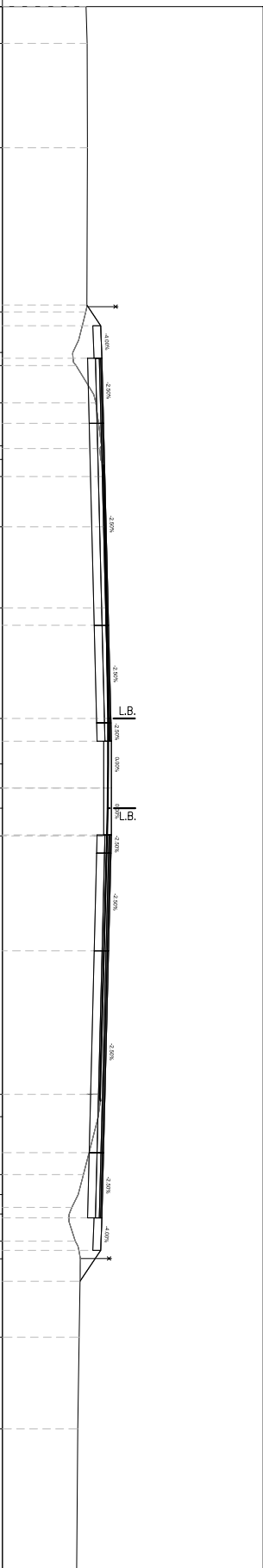
Tracciato Asse A5
 Sez Sez. 135
 Progr : 39+600.00
 Scala : 1:250
 Q.Rif. : 240.00

PROGRESSIVE TERRENO	QUOTE TERRENO	DISTANZE PARZIALI TERRENO	PROGRESSIVE PROGETTO	QUOTE PROGETTO	DISTANZE PARZIALI PROGETTO
30.00	243.05	5.83			
-24.17	243.06	0.76			
-23.41	243.08	1.81			
-21.12	243.19	2.51			
-18.61	243.16	0.55	-18.50	243.13	0.75
-18.06	243.02	0.44	-17.75	243.63	1.25
-17.40	242.85	0.57	-16.50	243.68	2.50
-16.58	242.60	0.74	-14.00	243.74	7.75
-16.02	242.94	1.23			
-15.34	243.59	1.10			
-14.60	243.49	1.59			
-13.38	243.72	5.81	-6.25	243.94	3.75
-12.65	243.72	1.53	-2.50	244.03	0.70
-11.55	243.75	0.81	-1.80	244.05	1.80
-9.96	243.80	1.81			
-4.16	243.89	0.81	1.80	244.05	1.80
-2.63	243.92	2.45	2.50	244.03	0.70
-1.81	243.92	243.87	3.26		
0.81	243.92	0.83	6.25	243.94	7.75
0.81	243.67	0.81			
10.29	243.63	2.74	14.00	243.74	2.50
11.12	243.62	0.94	16.50	243.68	1.25
11.92	243.52	0.68	17.75	243.63	1.22
12.71	243.52	0.98	18.97	242.82	
15.44	242.79	3.55			
16.50	242.37	7.39			
17.53	242.69				
18.04	242.83				
19.05	242.82				
22.61	242.79				
30.00	242.71				

The profile view shows the ground line (top) and the project line (bottom) with various vertical curves and grades. Key features include a circular structure (possibly a manhole or well) at approximately station 243.59, and several vertical curve points marked with 'L.B.' (Lombardi's points). The ground elevations range from 242.71 to 243.05, while the project elevations range from 242.82 to 244.05. The horizontal axis represents the stationing from 30.00 to 19.05 (decreasing from left to right).

Tracciato Asse A5
 Sez Sez. 136
 Progr : 39+625.00
 Scala : 1:250
 Q.Rif. : 240.00

PROGRESSIVE TERRENO	QUOTE TERRENO	DISTANZE PARZIALI TERRENO	PROGRESSIVE PROGETTO	QUOTE PROGETTO	DISTANZE PARZIALI PROGETTO
30.00	243.21	1.41			
-28.59	243.25	4.01			
-24.58	243.26	6.10			
-18.28	243.20	1.09	243.24	-18.54	0.79
-16.72	242.70	1.11	243.77	-17.75	1.25
-16.22	242.83	1.65	243.82	-16.50	2.50
-14.79	243.58	1.93	243.88	-14.00	7.75
-13.14	243.80	3.12			
-12.62	243.77	4.24	244.07	-6.25	3.75
-11.96	243.88	1.75	244.17	-2.50	0.70
-6.91	243.99	0.92	244.18	-1.80	1.80
-2.67	244.05	0.77	244.18		1.80
-0.92	244.05	1.06	244.18	1.80	0.70
0.77	244.04		244.17	2.50	3.75
1.84	244.01		244.07	6.25	7.75
11.76	243.74	0.61			
12.62	243.67	2.08	243.88	14.00	2.50
14.84	243.11	0.77	243.82	16.50	1.25
15.61	242.90	0.49	243.77	17.75	1.18
16.35	242.56	0.76	242.98	18.93	
17.39	242.80	3.01			
18.07	242.99	3.52			
21.09	242.94	5.40			
24.60	242.89				
30.00	242.85				



Tracciato Asse A5
 Sez Sez. 137
 Progr : 39+650.00
 Scala : 1:250
 Q.Rif. : 240.00

PROGRESSIVE TERRENO	QUOTE TERRENO	DISTANZE PARZIALI TERRENO	PROGRESSIVE PROGETTO	QUOTE PROGETTO	DISTANZE PARZIALI PROGETTO
30.00	243.46	9.89			
-20.11	243.33	2.05	-18.62	243.33	0.87
-18.06	243.32	1.15	-17.75	243.90	1.25
-16.78	243.06	0.70	-16.50	243.95	2.50
-15.95	242.83	1.76	-14.00	244.02	7.75
-15.11	243.47	0.78			
-13.15	243.90	2.04			
-12.29	243.99	0.92			
-10.09	244.04	6.44	-6.25	244.21	3.75
-9.16	244.06	2.72	-2.50	244.30	0.70
-2.72	244.17	0.54	-1.80	244.32	1.80
0.69	244.14	0.70		244.32	1.80
1.40	244.13	3.37	1.80	244.32	0.70
	244.11		2.50	244.30	3.75
4.76	244.03		6.25	244.21	7.75
10.55	243.89	0.59			
11.35	243.90	0.62			
12.04	243.87	1.72			
14.13	243.45	0.63	14.00	244.02	2.50
14.76	243.44	0.65			
15.40	243.10	0.61			
16.24	242.75	0.46	16.50	243.95	1.25
17.01	242.94	2.54	17.75	243.90	1.14
17.53	243.08		18.89	243.14	
20.44	243.12	2.86			
23.30	243.07	6.70			
30.00	243.03				

Tracciato Asse A5
 Sez Sez. 138
 Progr : 39+675.00
 Scala : 1:250
 Q.Rif. : 240.00

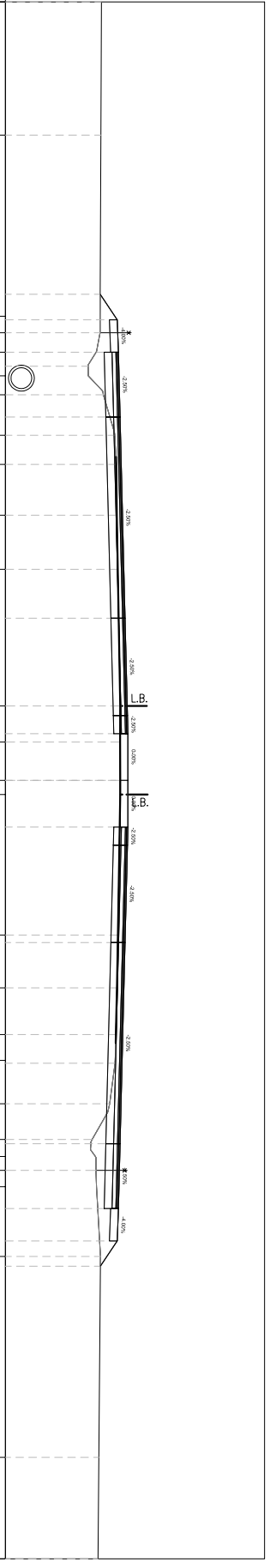
PROGRESSIVE TERRENO	QUOTE TERRENO	DISTANZE PARZIALI TERRENO	PROGRESSIVE PROGETTO	QUOTE PROGETTO	DISTANZE PARZIALI PROGETTO
29.84	243.64				
	243.63	4.59			
	243.58	1.67			
	243.62	5.11			
	243.75			243.40	0.51
	243.65	0.50		243.74	0.45
	243.34			244.04	1.25
	243.07	0.73		244.09	2.50
	242.97	0.90		244.15	
	243.63	0.68			
	243.84	0.51			
	244.00	1.48			
	244.07	0.79			
	244.11	4.24			
	244.13				
	244.20	3.10		244.35	3.75
	244.25	2.61		244.44	0.70
	244.22	0.64		244.46	1.80
	244.22			244.46	1.80
	244.46	6.66		244.46	0.70
	244.44			244.44	3.75
	244.35	6.25			
	244.07			244.35	7.75
	244.04	2.06			
	244.02	0.72			
	243.90	2.42			
	243.34	0.48		244.15	2.50
	242.95			244.09	1.25
	243.06			244.04	1.19
	243.21	4.41		243.25	
	243.23	0.73			
	243.22	4.77			
	243.18	3.56			
30.00	243.15				

Tracciato Asse A5
 Sez Sez. 139
 Progr : 39+700.00
 Scala : 1:250
 Q.Rif. : 240.00

PROGRESSIVE TERRENO	QUOTE TERRENO	DISTANZE PARZIALI TERRENO	PROGRESSIVE PROGETTO	QUOTE PROGETTO	DISTANZE PARZIALI PROGETTO
30.00	243.57	10.39			
	243.46	2.33		243.48	1.05
	243.51			244.18	1.25
	243.28			244.23	2.50
	243.09	0.73			
	243.72	0.61			
	243.90	0.87		244.29	7.75
	244.10	1.46			
	244.16	0.83			
	244.20			244.48	3.75
	244.21	7.02			
	244.32			244.58	0.70
				244.59	1.80
	244.32	2.74			
	244.32	0.60		244.59	1.80
				244.58	0.70
	244.23	4.25			
	244.22	0.88		244.48	3.75
	244.18	2.29			
	244.14	1.82			
	244.09	0.64			
	243.62	1.88			
	243.15	0.59		244.29	7.75
	243.38				
	243.43	1.67		244.23	2.50
				244.18	1.25
				243.42	1.14
	243.41	5.38			
	22.22				
		7.78			
30.00	243.34				

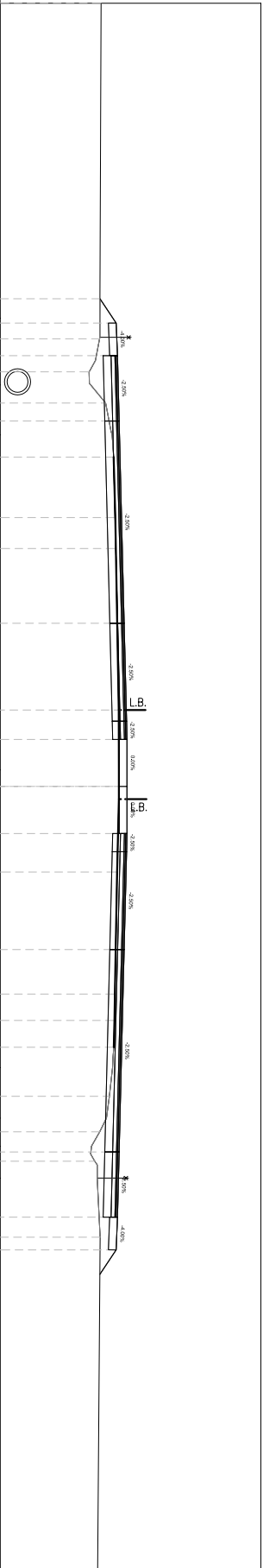
Tracciato Asse A5
 Sez Sez. 140
 Progr : 39+725.00
 Scala : 1:250
 Q.Rif. : 240.00

DISTANZE PARZIALI PROGETTO	QUOTE PROGETTO	PROGRESSIVE PROGETTO	DISTANZE PARZIALI TERRENO	QUOTE TERRENO	PROGRESSIVE TERRENO
			5.13	243.71	-30.00
			6.98	243.68	-24.87
0.98	243.66	-18.73	0.64	243.66	-17.89
1.25	244.31	-17.75	0.61	243.66	-17.25
	244.36	-16.50	0.49	243.50	-16.50
2.50			0.52	243.20	-15.59
	244.43	-14.00	1.46	243.78	-14.86
			0.83	244.22	-13.30
			1.96	244.28	-12.18
7.75			2.09	244.30	-10.22
	244.34	-8.13	5.26	244.34	-8.13
3.75	244.62	-6.25	1.39	244.43	-2.87
0.70	244.71	-2.50	1.48	244.43	-1.48
1.80	244.73	-1.80	0.54	244.43	0.54
1.80	244.73		5.42	244.43	
0.70	244.73	1.80	2.04	244.34	5.96
	244.71	2.50	1.80	244.30	8.00
3.75			0.66	244.26	9.80
			1.56	244.24	10.79
			1.06	244.02	12.46
	244.43	14.00	0.63	243.35	13.84
2.50			0.63	243.47	14.49
	244.36	16.50	2.69	243.50	15.03
1.25	244.31	17.75	7.74	243.52	15.66
0.97	243.67	18.72	3.91	243.67	18.35
			7.74	243.61	26.09
			3.91	243.58	30.00



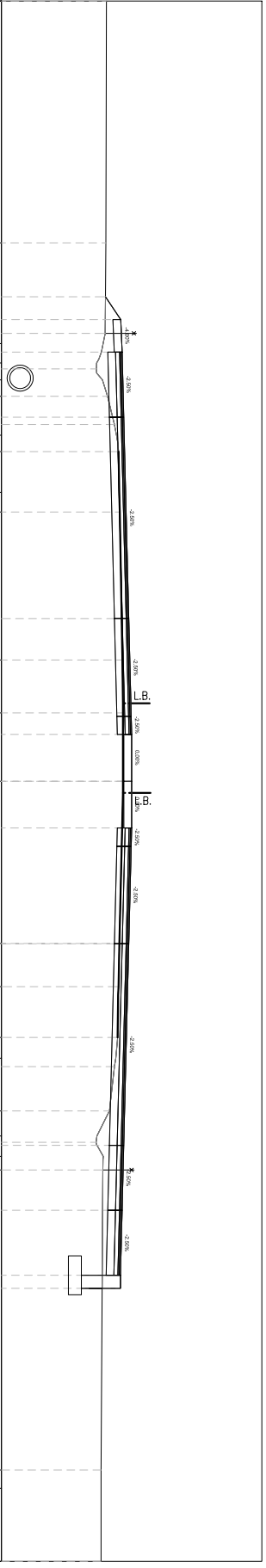
Tracciato Asse A5
 Sez Sez. 141
 Progr : 39+750.00
 Scala : 1:250
 Q.Rif. : 240.00

PROGRESSIVE TERRENO	QUOTE TERRENO	DISTANZE PARZIALI TERRENO	PROGRESSIVE PROGETTO	QUOTE PROGETTO	DISTANZE PARZIALI PROGETTO
30.00	243.87				
		12.06			
				0.93	243.83
				1.25	244.45
				2.50	244.50
				244.56	244.56
		2.13			
		1.19			
		6.19			
				0.70	244.85
				1.80	244.87
				1.80	244.87
				0.70	244.85
				3.75	244.76
		4.67			
		1.01			
		1.02			
		1.10			
		0.84			
		0.53			
		0.55			
		2.26			
				1.25	244.50
				0.94	244.45
				0.51	243.83
					244.19
		12.66			
30.00	243.74				



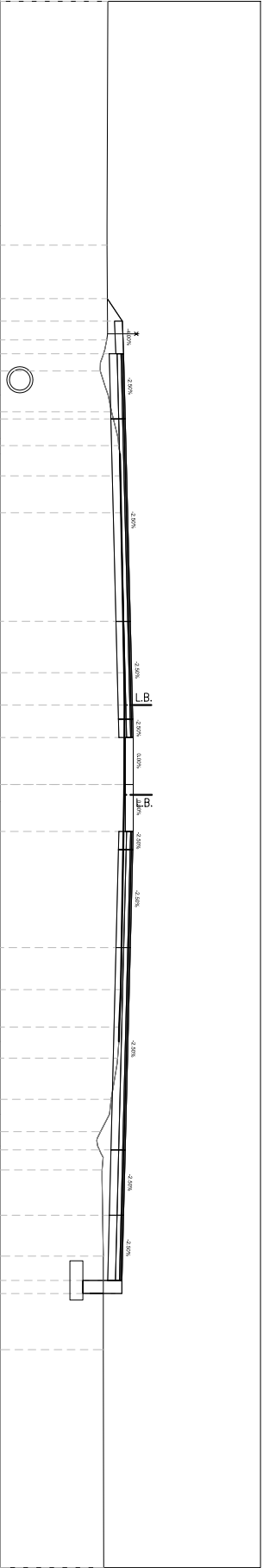
Tracciato Asse A5
 Sez Sez. 142
 Progr : 39+775.00
 Scala : 1:250
 Q.Rif. : 240.00

PROGRESSIVE TERRENO	QUOTE TERRENO	DISTANZE PARZIALI TERRENO	PROGRESSIVE PROGETTO	QUOTE PROGETTO	DISTANZE PARZIALI PROGETTO
30.00	244.03				
		9.30			
	244.01				
		3.47			
	244.00			0.88	
	244.58			1.25	
	244.63			2.50	
	244.70				
		0.63			
		1.09			
	244.42				
	244.50				
		1.57			
	244.53				
	244.55				
		0.76			
		5.69			
	244.89				
		1.67			
	244.98				
	245.00				
		2.62			
	245.00				
		1.80			
	245.00				
	244.98				
		5.79			
	244.89				
		6.25			
		1.66			
	244.53				
	244.50				
		1.62			
	244.46				
	244.39				
		0.65			
		1.71			
	244.15				
	243.67				
	243.91				
	243.90				
		0.80			
		14.00			
	244.70				
		0.50			
	244.63				
		16.50			
	244.57				
	244.57				
		11.53			
		0.66			
	243.83				
	243.83				
		2.81			
30.00	243.83				



Tracciato Asse A5
 Sez Sez. 143
 Progr : 39+800.00
 Scala : 1:250
 Q.Rif. : 240.00

PROGRESSIVE TERRENO	QUOTE TERRENO	DISTANZE PARZIALI TERRENO	PROGRESSIVE PROGETTO	QUOTE PROGETTO	DISTANZE PARZIALI PROGETTO
30.00	244.14				
		8.60			
	244.12				
	244.11	0.74			
		3.40			
	244.13		-18.61	0.86	
	244.70		-17.75	1.25	
	244.75		-16.50	2.50	
	244.10	0.59			
	243.95	0.64			
	243.86	1.02	-14.00	244.81	
	244.15	0.84			
	244.29	1.42			
	244.54				7.75
	244.61				
	244.63				
	244.66				
		6.13			
	245.01		-6.25	3.75	
		1.24			
	244.77				
	244.79		-2.50	0.70	
		3.04	-1.80	1.80	
	244.77				
	244.77		1.80	1.80	
			2.50	0.70	
		7.20			
	245.12				
	245.10				
			6.25	3.75	
	245.01				
		1.44			
	244.64				
	244.58	0.55			
	244.57	0.64			
	244.52				
		1.36			
	244.27	0.57			
	244.21	0.67			
	243.86		14.00	244.81	
	243.75				
	243.92				2.50
		2.92			
	244.75		16.50	244.75	
			18.90	0.50	
	244.69				
	244.69				
		3.58			
	243.97				
	243.97				
		8.35			
30.00	243.99				

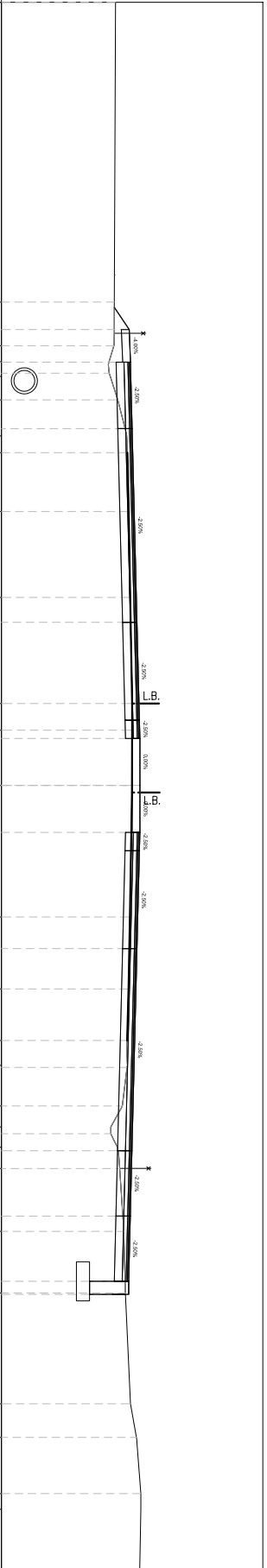


Tracciato Asse A5
 Sez Sez. 144
 Progr : 39+825.00
 Scala : 1:250
 Q.Rif. : 240.00

PROGRESSIVE TERRENO	QUOTE TERRENO	DISTANZE PARZIALI TERRENO	PROGRESSIVE PROGETTO	QUOTE PROGETTO	DISTANZE PARZIALI PROGETTO
20.89	244.26	9.69			
-20.18	244.25	2.89			
-17.23	244.26	0.50	244.26	-18.57	0.82
-16.63	244.16	0.52	244.80	-17.75	1.25
-15.81	244.01	0.73	244.85	-16.50	2.50
-14.76	244.36	1.45	244.91	-14.00	7.75
-13.23	244.66	0.61			
-12.35	244.71	1.89			
-10.46	244.75	1.22			
-9.24	244.77	6.15	245.11	-6.25	3.75
-3.09	244.89	2.65	245.20	-2.50	0.70
			245.22	-1.80	1.80
	244.88	2.65	245.22	1.80	1.80
			245.22	2.50	0.70
2.99	244.84	4.84	245.11	6.25	3.75
7.83	244.77	0.81			
8.64	244.74	1.18			
9.82	244.69	0.51			
10.76	244.67	0.81			
11.58	244.57	1.08			
12.65	244.39	0.52			
13.56	243.91		244.91	14.00	2.50
14.21	244.12				
14.72	244.20		244.85	16.50	2.50
18.07	244.33	0.96	244.79	19.00	0.50
19.03	244.34	2.24	244.79	19.50	
21.28	244.34	8.72			
30.00	244.57				

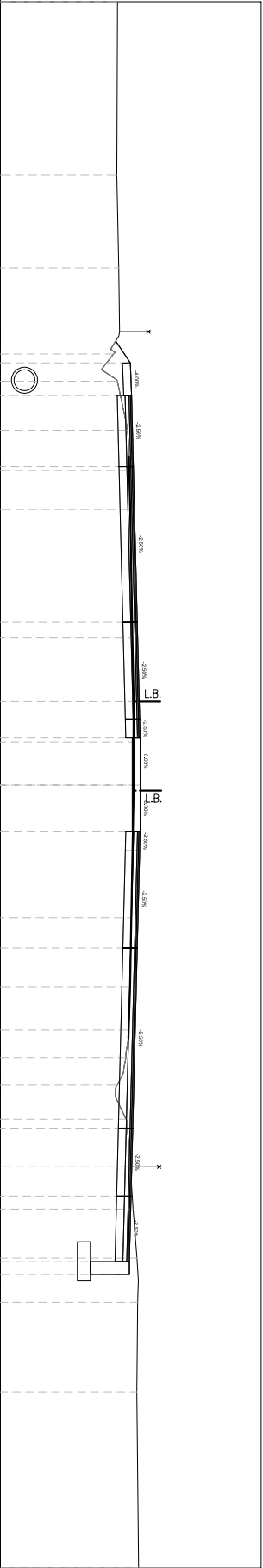
Tracciato Asse A5
 Sez Sez. 145
 Progr : 39+850.00
 Scala : 1:250
 Q.Rif. : 240.00

PROGRESSIVE TERRENO	QUOTE TERRENO	DISTANZE PARZIALI TERRENO	PROGRESSIVE PROGETTO	QUOTE PROGETTO	DISTANZE PARZIALI PROGETTO
30.00	244.37				
		11.48			
	244.32	1.20	244.35	-19.55	1.23
	244.30	0.61	244.32	-18.32	0.85
	244.12	0.90	244.89	-17.46	1.25
	244.16	1.15	244.94	-16.21	2.54
	244.45	0.54	245.00	-13.67	
	244.79	1.97			7.42
	244.82	3.29			
	244.87	4.06	245.19	-6.25	3.75
	244.93	1.02	245.28	-2.50	0.70
	245.00	2.12	245.30	-1.80	1.80
	245.00	4.77	245.30	0.00	1.80
	245.00		245.30	1.80	0.70
	244.91	2.76	245.28	2.50	3.75
	244.86	1.60	245.19	6.25	
	244.81	0.82			7.74
	244.82	1.48			
	244.62	0.68			
	244.18		244.99	13.99	2.50
	244.44	2.41	244.93	16.49	2.50
	244.52	2.36	244.87	18.88	0.50
	244.68	4.24	244.87	19.48	
	244.74	1.28			
	244.94	2.00			
	245.16	0.60			
	245.33	2.28			
	245.33				
30.00	245.29				



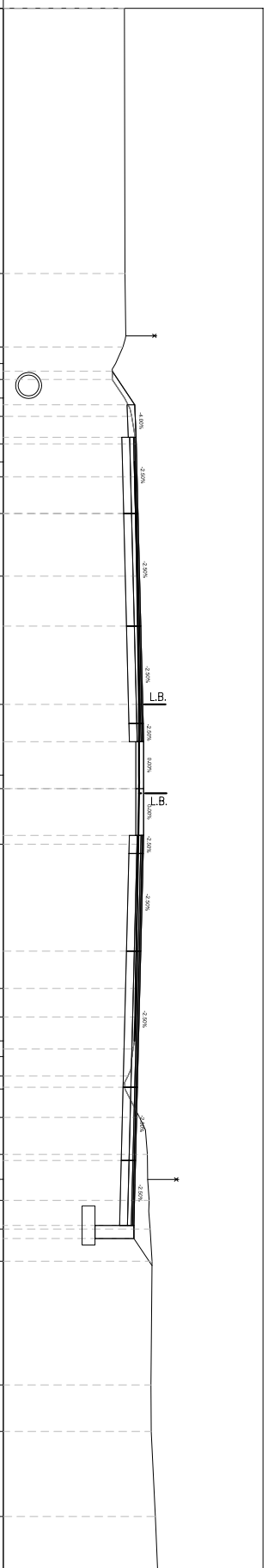
Tracciato Asse A5
 Sez Sez. 146
 Progr : 39+875.00
 Scala : 1:250
 Q.Rif. : 240.00

PROGRESSIVE TERRENO	QUOTE TERRENO	DISTANZE PARZIALI TERRENO	PROGRESSIVE PROGETTO	QUOTE PROGETTO	DISTANZE PARZIALI PROGETTO
30.00	244.49				
		6.65			
	244.47				
		3.54			
	244.54			244.44 -20.53	0.93
		2.45		244.42 -19.60	2.59
	244.54			244.42 -17.00	0.84
	244.34	0.49		244.98 -16.16	1.25
	244.49	0.37		245.03 -14.91	2.73
		1.78			
	244.88			245.10 -12.19	5.94
	244.93	0.76			
	244.94	0.53			
		1.50			
	244.98			245.25 -6.25	3.75
		4.91			
	245.06			245.34 -2.50	0.70
		2.44		245.36 -1.80	1.80
	245.11			245.36	1.80
		1.55		245.36	0.70
	245.11			245.34	3.75
		1.65		245.25	6.25
	245.11				
		4.87		245.08	13.15
	245.02			245.01	15.75
		2.65			
	244.97			244.95	18.25
		1.65		244.95	18.75
	244.92				
	244.81	0.57			
	244.71	0.45			
	244.40	0.86			
		1.69			
	244.82				
		1.62			
	244.99				
		1.87			
	245.09				
		0.85			
	245.24				
		0.84			
	245.26				
		3.43			
	245.23				
		6.74			
30.00	245.30				



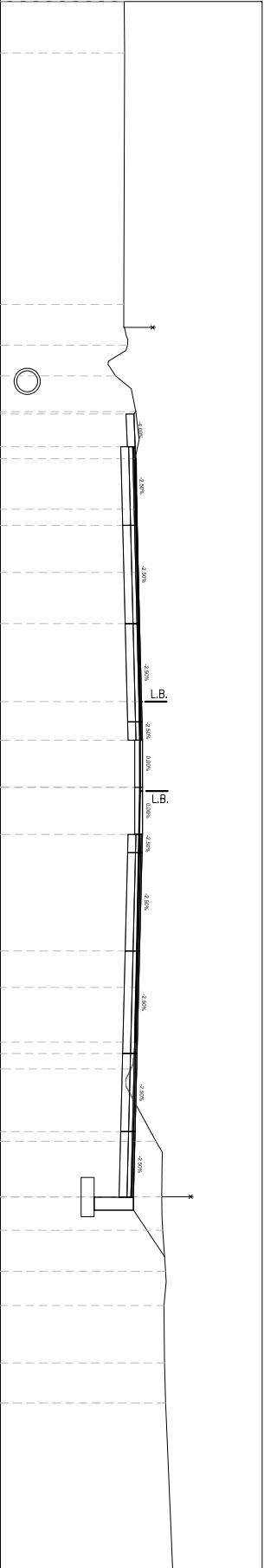
Tracciato Asse A5
 Sez Sez. 147
 Progr : 39+900.00
 Scala : 1:250
 Q.Rif. : 240.00

PROGRESSIVE TERRENO	QUOTE TERRENO	DISTANZE PARZIALI TERRENO	PROGRESSIVE PROGETTO	QUOTE PROGETTO	DISTANZE PARZIALI PROGETTO
30.00	244.66	10.20			
					0.63
					1.76
		2.40			3.07
		0.63			1.30
		0.71			1.25
		1.06			2.93
		0.57			
		1.42			
		2.41			4.33
		4.93			3.75
		2.72			0.70
					1.80
		1.96			1.80
					0.70
		5.55			3.75
		6.25			
		1.10			5.23
		0.92			
		1.09			2.82
		0.48			
		0.94			2.50
		0.96			
		0.81			0.50
		0.69			
		1.23			
		4.76			
		1.79			
		3.27			
		2.01			
30.00	245.94				



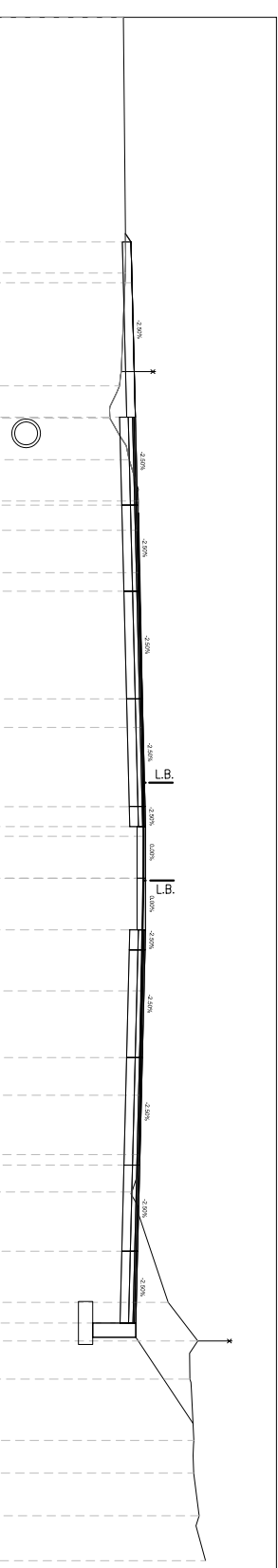
Tracciato Asse A5
 Sez Sez. 148
 Progr : 39+925.00
 Scala : 1:250
 Q.Rif. : 240.00

PROGRESSIVE TERRENO	QUOTE TERRENO	DISTANZE PARZIALI TERRENO	PROGRESSIVE PROGETTO	QUOTE PROGETTO	DISTANZE PARZIALI PROGETTO
30.00	244.73	1.96			
-28.04	244.75				
		9.60			
			-22.48	244.64	0.33
			-21.24	244.62	0.92
			-19.63	244.45	1.61
			-18.93	244.47	0.37
-18.43	244.71	0.88			
-17.26	244.81				
-16.68	244.79	0.40			
-16.15	244.11	0.44			
-15.21	245.00	0.49			
-14.34	245.18	0.87	-14.25	245.10	4.79
-13.27	245.30	1.07	-13.00	245.15	1.25
-12.54	245.17	0.54			
-10.62	245.20	1.77	-10.00	245.23	3.00
-8.20	245.24	2.41	-6.25	245.32	3.75
-3.27	245.33	4.94	-2.50	245.41	3.75
		3.27	-1.80	245.43	0.70
					1.80
			1.80	245.43	1.80
			2.50	245.41	0.70
		7.27			1.80
			6.25	245.32	3.75
7.64	245.19	0.75			
8.39	245.17	1.34			
9.73	245.15	0.66	10.17	245.22	3.92
10.39	245.09				
11.14	244.79				2.98
		2.08	13.15	245.15	2.50
13.51	245.94				
14.16	246.18	1.48			
15.63	246.17	0.78	15.65	245.09	0.50
16.41	246.18	0.50	16.15	245.09	0.32
16.31	246.20		16.64	245.04	
		1.56			
18.48	246.31				
		0.90			
19.78	246.25				
		2.19			
21.98	246.27				
		1.53			
23.51	246.31				
		6.49			
30.00	246.59				



Tracciato Asse A5
 Sez Sez. 149
 Progr : 39+950.00
 Scala : 1:250
 Q.Rif. : 240.00

PROGRESSIVE TERRENO	QUOTE TERRENO	DISTANZE PARZIALI TERRENO	PROGRESSIVE PROGETTO	QUOTE PROGETTO	DISTANZE PARZIALI PROGETTO
30.00	244.67				
		8.27			
				244.70	-23.47
				244.73	-22.49
				244.97	-20.75
		0.64			
		3.44			
				244.56	-17.51
				244.44	-16.93
		0.51			
		0.63		245.08	-16.06
				244.20	-16.03
				244.56	-15.39
		1.04			
				244.87	-14.58
				245.17	-13.47
		0.59			
		1.48		245.16	-13.00
				245.18	-12.72
				245.19	-12.12
				245.22	-10.65
		5.39			
				245.23	-10.00
		1.93			
				245.33	-6.25
		0.84			
		1.03		245.33	-5.25
		1.46		245.36	-3.33
				245.42	-2.50
				245.36	-2.49
				245.44	-1.80
				245.37	-1.46
				245.44	0.00
		3.85			
				245.44	1.80
				245.42	2.50
				245.29	3.93
		3.64			
				245.33	6.25
		1.93			
				245.26	7.56
		0.71			
		0.49		245.23	10.00
		0.43		245.21	9.63
				245.13	10.41
				244.98	10.93
				245.19	11.45
		3.07			
				245.16	13.00
		1.35			
		0.43		246.23	14.78
		0.90		247.26	16.13
				246.98	17.45
		1.65			
		0.61		247.12	19.59
		0.75		247.10	20.12
		0.73		247.11	20.73
				247.21	21.48
				247.30	22.21
		1.22			
				247.53	23.78

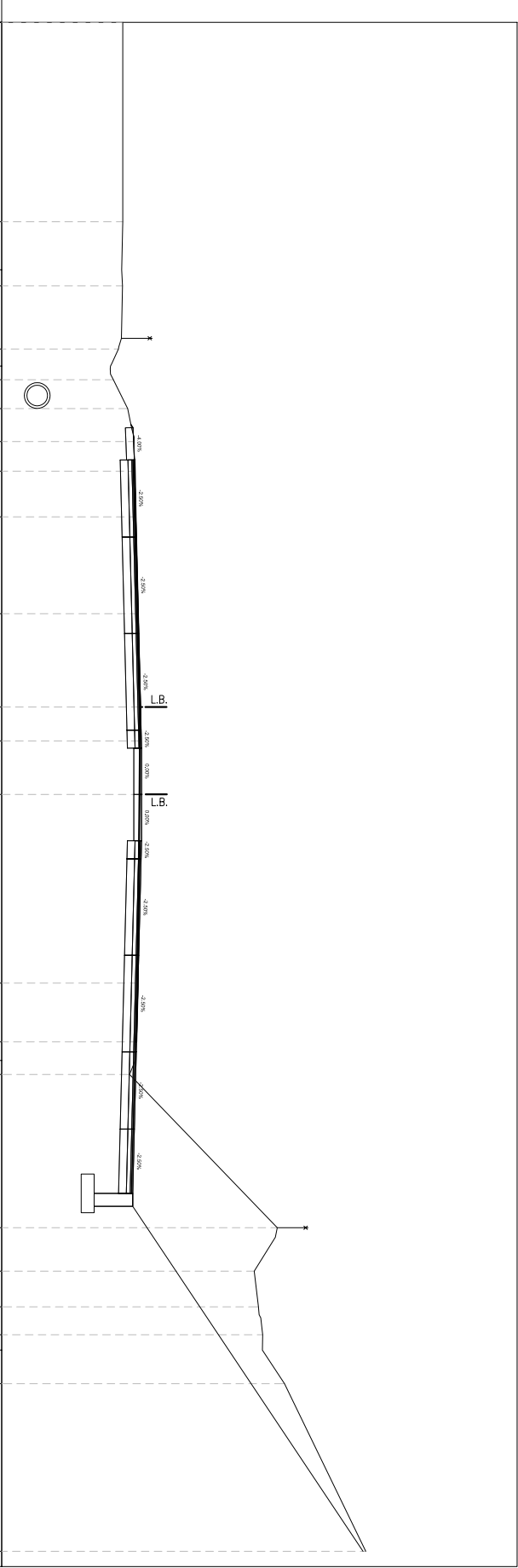


Tracciato Asse A5
 Sez Sez. 150
 Progr : 39+975.00
 Scala : 1:250
 Q.Rif. : 240.00

PROGRESSIVE TERRENO	QUOTE TERRENO	DISTANZE PARZIALI TERRENO	PROGRESSIVE PROGETTO	QUOTE PROGETTO	DISTANZE PARZIALI PROGETTO
30.00	244.70	2.00			
-28.00	244.71	2.51			
-25.50	244.63				
		7.79	-23.72	244.62	0.42
			-23.30	244.90	6.80
-17.43	244.56		-16.50	245.07	
-16.84	244.31				
-16.18	244.18	0.64			
-15.05	244.79	0.50			3.50
-13.77	245.13	0.81			
-12.89	245.17	1.00	-13.00	245.15	3.00
-11.89	245.19	1.18	-10.00	245.23	3.75
-10.71	245.21	3.80	-6.25	245.32	3.75
-6.91	245.29	3.54	-2.50	245.42	
-3.37	245.37	1.81	-1.80	245.43	0.70
-1.56	245.36	0.64			1.80
-0.64	245.36	0.64			1.80
	245.36		1.80	245.43	0.70
			2.50	245.42	3.75
		6.93			
6.96	245.27	0.54	6.25	245.32	3.75
7.51	245.26	2.09	10.00	245.23	3.00
9.70	245.21	0.78	13.00	245.15	2.50
10.50	245.09	0.54	15.50	245.09	0.50
11.03	244.86	5.32	18.92	245.07	0.26
16.48	249.02	1.14			
17.61	248.27	0.64			
18.48	248.01	1.30			
19.78	248.03	0.57			
20.35	247.98	0.53			
20.88	247.94	0.75			
21.63	248.38				

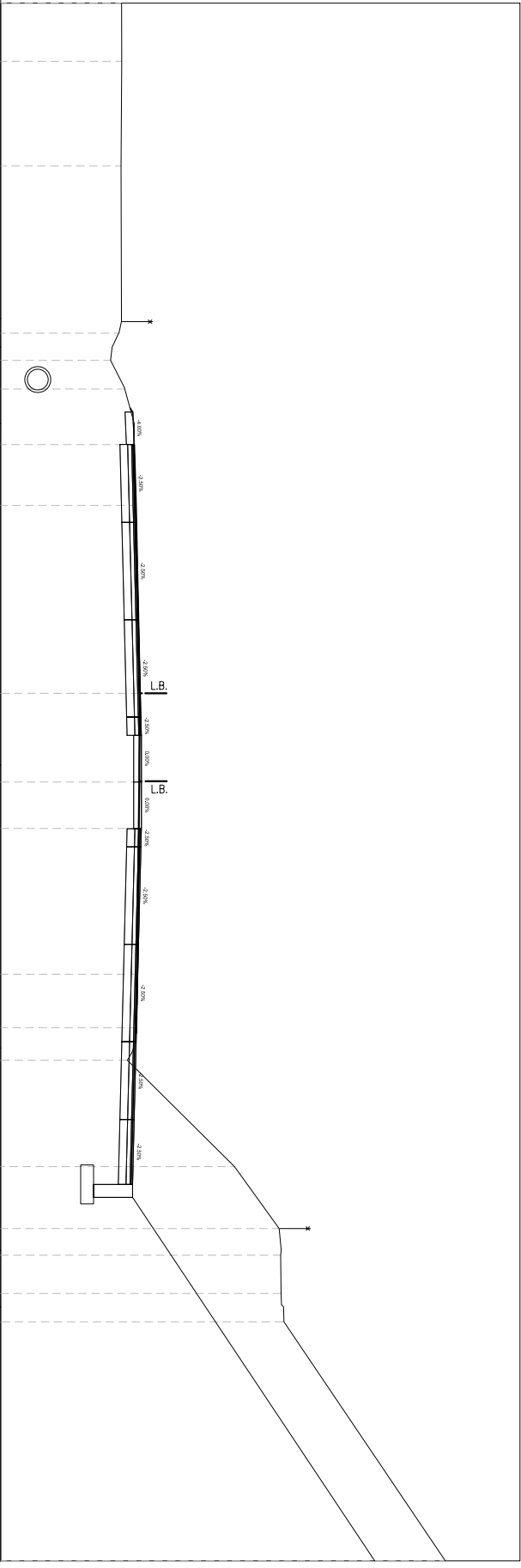
Tracciato Asse A5
 Sez Sez. 151
 Progr : 40+000.00
 Scala : 1:250
 Q.Rif. : 240.00

PROGRESSIVE TERRENO	QUOTE TERRENO	DISTANZE PARZIALI TERRENO	PROGRESSIVE PROGETTO	QUOTE PROGETTO	DISTANZE PARZIALI PROGETTO
30.00	244.70	7.74			
-22.26	244.70	1.87			
-20.38	244.66	0.62			
-19.76	244.68	2.04			
-17.31	244.53	0.54			
-16.65	244.22	1.12			
-16.11	244.33	0.81			
-14.99	244.89	0.70			
-13.71	245.13	1.78			
-12.56	245.17	3.76			
-10.78	245.20	245.22	-10.00		3.75
-7.02	245.28	245.31	-6.25		3.75
-3.40	245.37	245.41	-2.50		0.70
-2.08	245.36	245.43	-1.80		1.80
	245.35	245.43			1.80
		245.43	1.80		0.70
		245.41	2.50		3.75
		245.31	6.25		3.75
7.33	245.27	245.22	10.00		3.00
9.61	245.22	245.18			
10.33	244.98	245.15	13.00		2.50
10.88		245.08	15.50		0.50
		245.08	16.00		
16.83	250.69	6.52			
18.52	249.80	1.32			
19.91	249.96	1.39			
20.99	250.13	0.66			
21.59	250.12	0.80			
22.89	250.97	1.30			
29.41	254.13				




Tracciato Asse A5
 Sez Sez. 152
 Progr : 40+025.00
 Scala : 1:250
 Q.Rif. : 240.00

PROGRESSIVE TERRENO	QUOTE TERRENO	DISTANZE PARZIALI TERRENO	PROGRESSIVE PROGETTO	QUOTE PROGETTO	DISTANZE PARZIALI PROGETTO
30.00	244.65				
	244.66	2.24			
	244.64	4.03			
	244.78	5.88			
	244.65	0.54			
	244.55	0.50			
	244.29	1.00			
	244.23				
	244.78	1.32			
	245.14	0.79			
	245.13	2.13			
	245.20				
	245.20	7.23			
	245.36				
	245.36	2.77			
	245.34	0.62			
	245.34	1.79			
	245.32				
	245.32	5.62			
	245.26				
	245.26	2.06			
	245.22	0.52			
	245.12				
	245.12	4.10			
	249.01	2.38			
	250.73	0.84			
	250.80	1.47			
	250.80	0.57			
	250.91				
	250.91	9.21			
30.00	257.13				

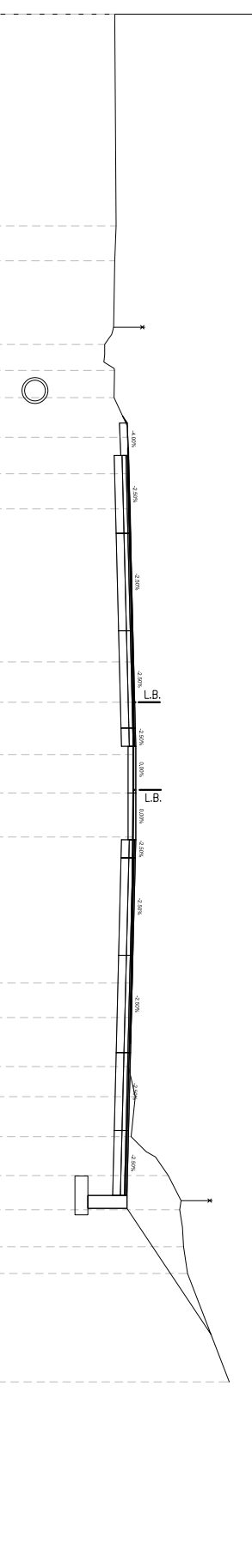


Tracciato Asse A5
 Sez Sez. 153
 Progr : 40+050.00
 Scala : 1:250
 Q.Rif. : 240.00



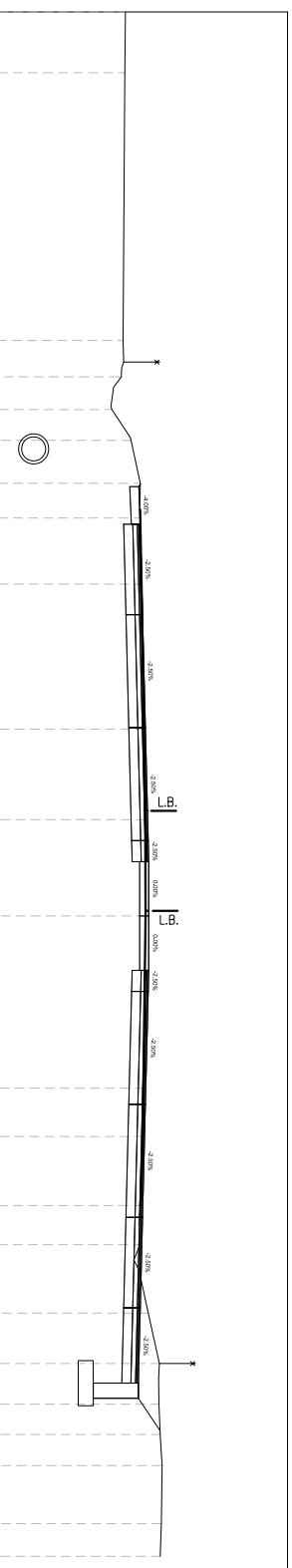
Tracciato Asse A5
 Sez Sez. 154
 Progr : 40+075.00
 Scala : 1:250
 Q.Rif. : 240.00

PROGRESSIVE TERRENO	QUOTE TERRENO	DISTANZE PARZIALI TERRENO	PROGRESSIVE PROGETTO	QUOTE PROGETTO	DISTANZE PARZIALI PROGETTO
30.00	244.59	8.15			
-21.85	244.65	1.35			
-20.50	244.59	2.55			
-17.51	244.36				
-16.88	244.21				
-16.14	244.58	0.89			
-15.23	244.56	1.12			
-13.80	245.08		14.52	244.89	0.27
-13.28	245.10	0.98	-13.00	245.12	1.25
-12.30	245.12	1.36			3.00
-10.94	245.17		-10.00	245.20	3.75
-5.05	245.28	5.90	-6.25	245.29	3.75
-3.49	245.31	1.55	-2.50	245.39	0.70
-1.48	245.31	2.01	-1.80	245.40	1.80
1.69	245.30	1.36	0.00	245.40	1.80
	245.29	1.69	1.80	245.40	0.70
	245.29	5.63	2.50	245.39	3.75
7.32	245.25		6.25	245.29	3.75
8.65	245.21	1.33			3.75
9.63	245.18	0.98	10.00	245.20	3.00
10.54	245.12	0.90			2.50
11.69	245.12	1.16	13.00	245.12	0.50
13.24	245.38	1.54	15.50	245.08	
13.81	245.22	0.58	16.00	245.08	
14.73	245.80	0.71			
15.70	246.65	0.97			
16.72	247.14	0.67			
17.47	247.19	0.75			
18.51	247.24	1.03			
	247.39				
	247.39	4.18			
22.68	248.99				



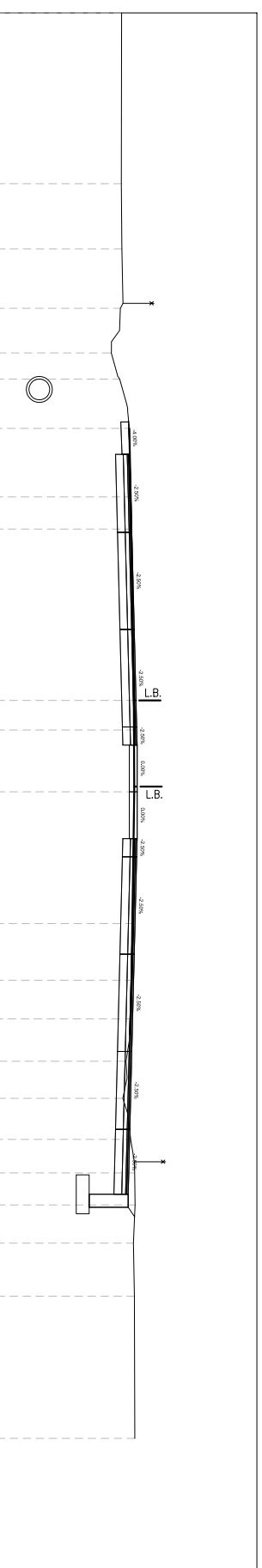
Tracciato Asse A5
 Sez Sez. 155
 Progr : 40+100.00
 Scala : 1:250
 Q.Rif. : 240.00

PROGRESSIVE TERRENO	QUOTE TERRENO	DISTANZE PARZIALI TERRENO	PROGRESSIVE PROGETTO	QUOTE PROGETTO	DISTANZE PARZIALI PROGETTO
30.00	244.62				
-27.98	244.60	2.02			
		8.88			
-19.10	244.54	0.72			
-18.17	244.50				
-17.48	244.22	0.57			
-16.81	244.17	0.92			
-15.78	244.81	1.42			
-14.36	245.11	0.81	-14.25	245.07	1.25
-13.21	245.12	2.19	-13.00	245.12	3.00
-11.02	245.16	4.82	-10.00	245.19	3.75
-6.20	245.23	2.71	-6.25	245.28	3.75
-3.20	245.28	3.03	-2.50	245.38	0.70
			-1.80	245.40	1.80
	245.29			245.40	1.80
		5.71	1.80	245.40	0.70
			2.50	245.38	3.75
5.71	245.22	1.61	6.25	245.28	
7.32	245.20	0.67			3.75
7.98	245.19	1.62			
9.61	245.12	0.59	10.00	245.19	
10.20	245.07	0.71			3.00
10.90	245.11	0.51			
11.41	244.90	1.42	13.00	245.12	
13.17	245.38	1.68			2.50
14.85	245.75	0.77	15.50	245.05	
15.43	245.72	1.01	18.00	245.05	0.50
16.20	245.73	0.99			
17.20	245.78	1.93			
18.23	245.84	1.09			
20.16	245.81				
21.25	245.77				



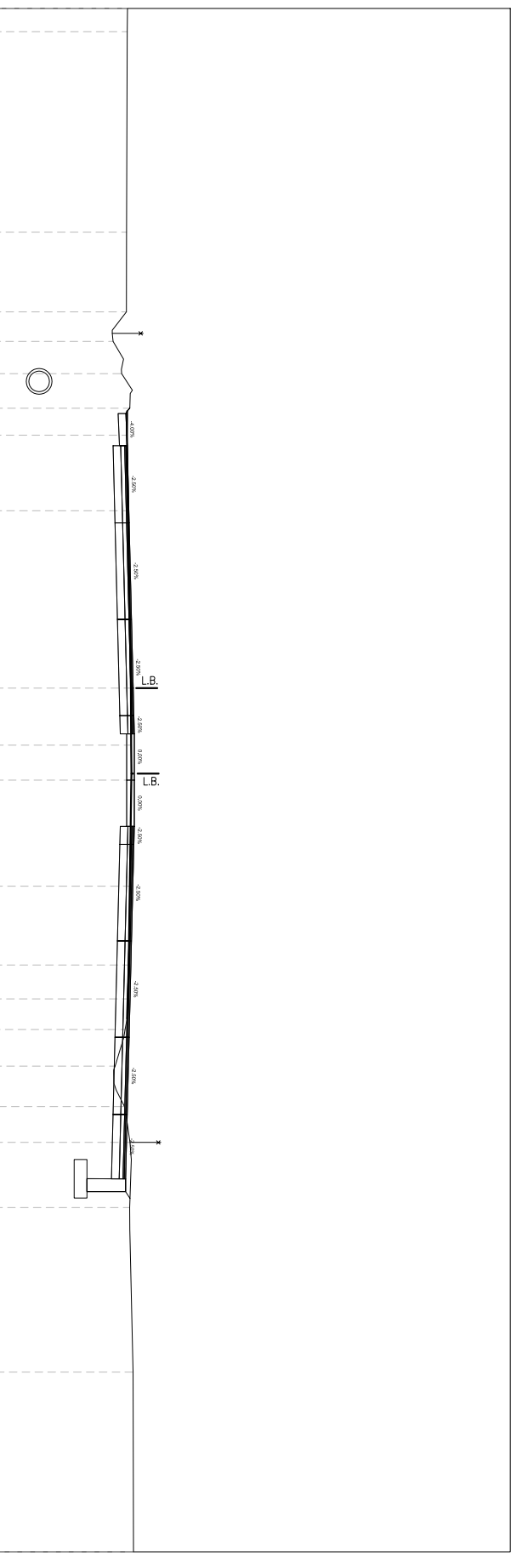
Tracciato Asse A5
 Sez Sez. 156
 Progr : 40+125.00
 Scala : 1:250
 Q.Rif. : 240.00

PROGRESSIVE TERRENO	QUOTE TERRENO	DISTANZE PARZIALI TERRENO	PROGRESSIVE PROGETTO	QUOTE PROGETTO	DISTANZE PARZIALI PROGETTO
30.00	244.79				
		6.57			
	244.78	2.52			
	244.81	2.09			
	244.75	0.86			
	244.69	0.90			
	244.39	0.96			
	244.72	0.67			
	245.02	2.64	245.06	-14.25	1.25
	245.09	0.98	245.11	-13.00	3.00
	245.15		245.18	-10.00	3.75
	245.16	6.60	245.28	-6.25	3.75
	245.27	1.14	245.37	-2.50	0.70
	245.27	2.18	245.39	-1.80	1.80
	245.28		245.39		1.80
		5.07	245.39	1.80	0.70
			245.37	2.50	3.75
	245.21	2.18	245.28	6.25	3.75
	245.18	1.49			
	245.14	0.59			
	245.11	0.82	245.18	10.00	3.00
	244.96	0.64			
	245.00	0.79			
	244.84	0.66			
	245.05	0.92	245.11	13.00	2.50
	245.14	0.86			
	245.29	1.23	245.05	15.50	0.50
	245.31	1.47	245.05	16.00	
	245.25	2.04			
	245.28	5.47			
	245.30				
	24.90				



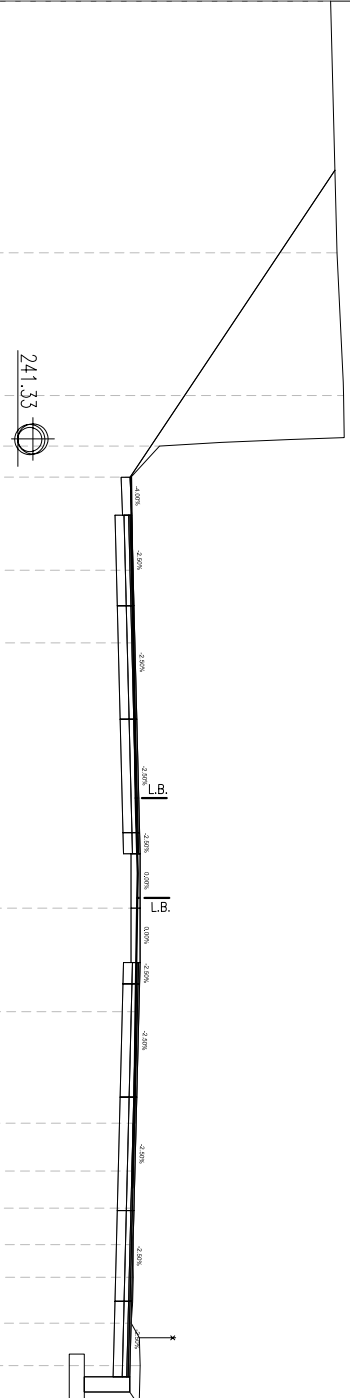
Tracciato Asse A5
 Sez Sez. 157
 Progr : 40+150.00
 Scala : 1:250
 Q.Rif. : 240.00

PROGRESSIVE TERRENO	QUOTE TERRENO	DISTANZE PARZIALI TERRENO	PROGRESSIVE PROGETTO	QUOTE PROGETTO	DISTANZE PARZIALI PROGETTO
30.00	245.12	0.90			
-29.10	245.10	7.80			
-21.30	245.08	3.09			
-18.20	245.07	0.71			
-17.06	244.55	0.69			
-16.37	244.96	0.65			
-15.80	244.88	0.57			
-15.03	245.22	0.75			
-14.16	245.10	2.28	245.05	-14.25	1.25
-13.41	245.09	0.66	245.10	-13.00	3.00
-11.13	245.12	6.89	245.18	-10.00	3.75
-10.47	245.13		245.27	-6.25	3.75
-3.58	245.25	2.22	245.36	-2.50	0.70
-1.36	245.26	1.10	245.38	-1.80	1.80
	245.26		245.38		1.80
4.12	245.20	4.12	245.38	1.80	0.70
7.19	245.16	3.06	245.36	2.50	3.75
8.50	245.12	1.32	245.27	6.25	3.75
9.03	245.10	0.52	245.18	10.00	3.00
9.69	245.02	1.12	245.10	13.00	2.50
11.12	244.63	0.64	245.04	15.50	0.50
11.78	244.59	0.71	245.04	16.00	
12.69	245.00	0.68			
13.40	245.11	0.67			
14.08	245.21	1.86			
14.75	245.26	0.88			
16.62	245.20	5.52			
17.49	245.20				
23.02	245.33	6.98			
30.00	245.35				



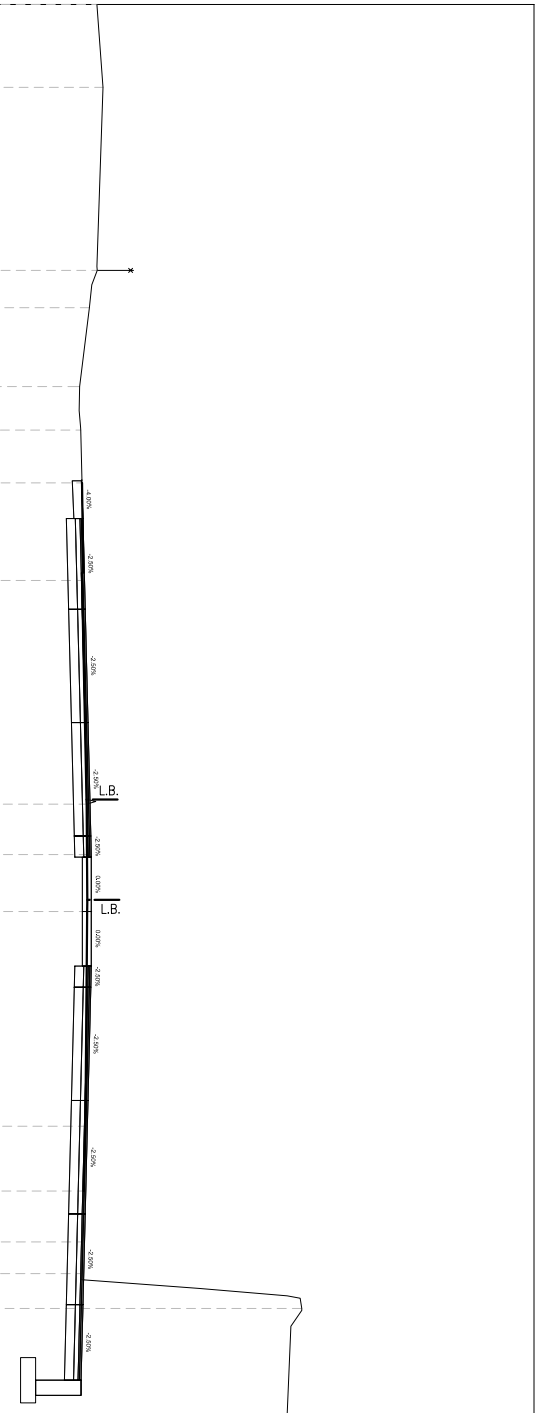
Tracciato Asse A5
 Sez Sez. 158
 Progr : 40+175.00
 Scala : 1:250
 Q.Rif. : 240.00

PROGRESSIVE TERRENO	QUOTE TERRENO	DISTANZE PARZIALI TERRENO	PROGRESSIVE PROGETTO	QUOTE PROGETTO	DISTANZE PARZIALI PROGETTO
30.00	251.67				
		8.32	-24.41	251.82	
	251.89	4.28			10.16
	252.10	1.39			
	246.02	0.09	-14.25	245.04	1.25
	245.55	0.51			
	245.08		-13.00	245.09	3.00
		2.87			
	245.11		-10.00	245.17	3.75
		2.40			
	245.15		-6.25	245.26	3.75
		5.13			
	245.23	0.64	-2.50	245.36	0.70
	248.17	1.85	-1.80	245.37	1.80
		0.82			
	248.80			245.37	1.80
			1.80	245.37	0.70
	245.28	3.42	2.50	245.36	
	245.22	3.69	6.25	245.26	3.75
	245.18	1.55			
	245.13	0.55	10.00	245.17	3.00
	245.12	0.68			
	245.06	1.08	13.00	245.09	2.50
		1.08			
	245.13	0.82			
	245.15	0.69			
	245.13	0.48			
	245.08	0.92	15.50	245.03	0.50
			16.00	245.03	
	245.37	2.13			
		0.50			
	245.32	1.44			
	245.34				
	245.32				
		4.31			
	245.36	1.86			
	245.37	0.62			
	245.37				
		2.71			
	245.33				
		0.97			
	245.34				
	30.00				



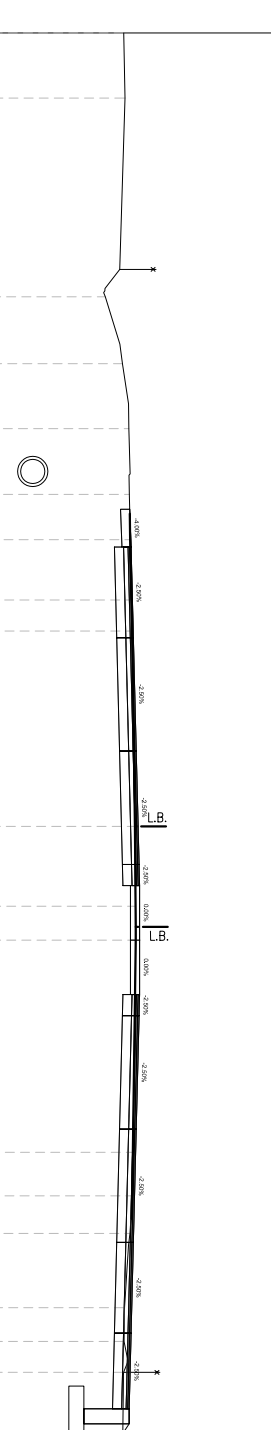
Tracciato Asse A5
 Sez Sez. 159
 Progr : 40+200.00
 Scala : 1:250
 Q.Rif. : 240.00

DISTANZE PARZIALI PROGETTO	QUOTE PROGETTO	PROGRESSIVE PROGETTO	DISTANZE PARZIALI TERRENO	QUOTE TERRENO	PROGRESSIVE TERRENO
			2.74	245.55	-30.00
			5.92	245.75	-27.26
0.85	250.14	-21.90	0.48	245.55	-21.34
1.72	249.57	-21.05	0.75	245.38	-20.73
	248.42	-19.33	2.61	245.30	-19.98
5.06			0.79	244.98	-17.36
			0.56	244.96	-16.57
			1.75	245.01	-15.93
1.25	245.04	-14.25	2.33	245.06	-14.18
3.00	245.09	-13.00	0.62	245.09	-11.85
	245.16	-10.00	7.24	245.06	-10.95
3.75			1.67	245.21	-3.55
3.75	245.25	-6.25	1.46	245.22	-1.89
0.70	245.35	-2.50	0.76	245.23	0.76
1.80	245.37	-1.80	6.34	245.22	0.76
1.80	245.37	1.80	0.94	245.17	7.10
0.70	245.35	2.50	1.21	245.14	8.04
3.75			0.50	245.11	9.24
	245.25	6.25	0.74	245.08	10.18
3.75			0.72	245.07	10.92
3.00	245.16	10.00	0.24	245.04	11.65
			0.24	245.03	12.17
2.50	245.09	13.00	0.52	251.84	12.71
0.50	245.02	15.50	14.04	251.96	13.71
	245.02	16.00	2.25	251.37	27.75
				251.26	30.00



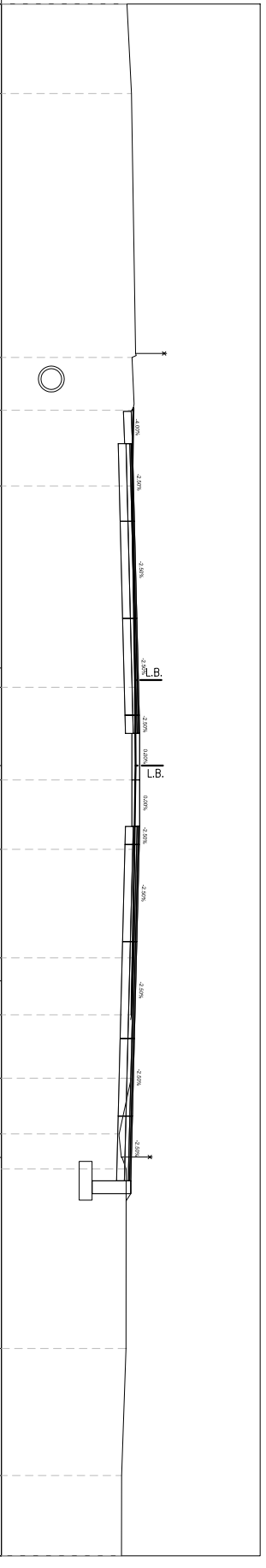
Tracciato Asse A5
 Sez Sez. 160
 Progr : 40+225.00
 Scala : 1:250
 Q.Rif. : 240.00

PROGRESSIVE TERRENO	QUOTE TERRENO	DISTANZE PARZIALI TERRENO	PROGRESSIVE PROGETTO	QUOTE PROGETTO	DISTANZE PARZIALI PROGETTO
30.00	244.83	2.15			
-27.85	244.88	5.67			
-22.18	244.70	0.63			
-21.28	244.22	1.56			
-19.71	244.71	0.65			
-19.06	244.79	1.33			
-17.73	244.99	0.82			
-16.92	245.01	1.50			
-15.38	245.01	0.64			
-14.74	245.02	0.64			
-14.10	245.03	0.86			
-13.24	245.05	1.97	245.03	-14.25	1.25
-11.25	245.10	1.03	245.08	-13.00	3.00
-10.22	245.11	6.46	245.15	-10.00	3.75
-3.76	245.20	2.64	245.25	-6.25	3.75
-1.12	245.23	0.68	245.34	-2.50	0.70
0.89	245.23	0.89	245.36	-1.80	1.80
	245.22	6.13	245.36	1.80	1.80
7.02	245.14	1.44	245.34	2.50	0.70
8.46	245.11	0.76	245.25	6.25	3.75
9.22	245.10	2.07	245.15	10.00	3.00
10.09	245.00	1.12	245.08	13.00	2.50
12.16	244.86	0.66	245.15	15.50	0.50
13.27	244.84	8.83	245.02	16.00	
13.93	244.98				
14.57	244.83	6.60			
23.40	244.72				
30.00	244.62				



Tracciato Asse A5
 Sez Sez. 162
 Progr : 40+275.00
 Scala : 1:250
 Q.Rif. : 240.00

PROGRESSIVE TERRENO	QUOTE TERRENO	DISTANZE PARZIALI TERRENO	PROGRESSIVE PROGETTO	QUOTE PROGETTO	DISTANZE PARZIALI PROGETTO
30.00	244.85				
		3.46			
	245.02				
		10.06			
	245.05				
		1.80			
	245.10				
		2.92			
	245.05				
		7.04			
	245.15				
		3.03			
	245.16				
		0.56			
	245.18				
	245.17				
		2.68			
	245.14				
		4.20			
	245.07				
		0.89			
	245.04				
		1.31			
	245.03				
		2.00			
	245.00				
		0.84			
	244.55				
		0.50			
	244.63				
		4.91			
	244.81				
		3.11			
	244.65				
30.00	244.64				



Tracciato Asse A5
 Sez Sez. 163
 Progr : 40+300.00
 Scala : 1:250
 Q.Rif. : 240.00

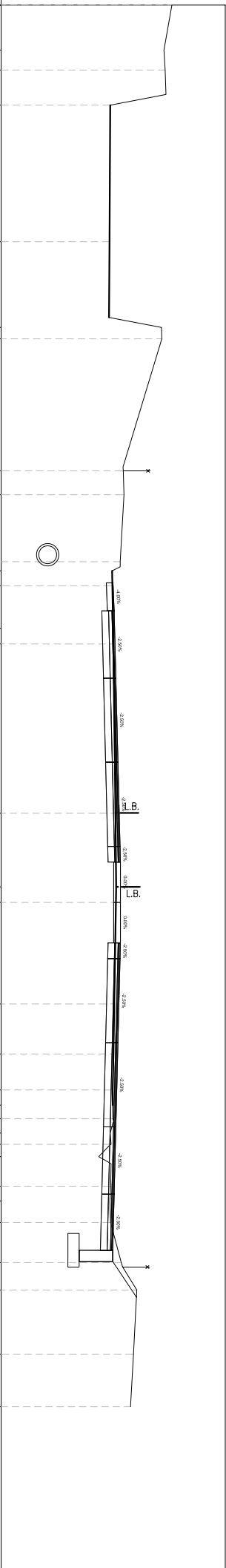
PROGRESSIVE TERRENO	QUOTE TERRENO	DISTANZE PARZIALI TERRENO	PROGRESSIVE PROGETTO	QUOTE PROGETTO	DISTANZE PARZIALI PROGETTO
40.00	244.38				
		2.17			
	245.35	0.83			
	245.44				
		6.04			
	245.62				
		3.54			
	245.78	0.56			
	245.76	1.36			
	245.26	1.36			
	244.35	2.70			
	244.59				
		3.84			
	244.98	1.21			
	244.97	2.04		245.09	1.25
	245.01	2.06		245.06	3.00
	245.04	1.53		245.13	3.75
	245.06	6.00		245.22	3.75
	245.12	1.67		245.32	0.70
	245.14	1.62		245.34	1.80
	245.16	0.60		245.34	1.80
	245.15	5.63		245.34	0.70
	245.05	1.21		245.32	3.75
	245.03	1.88		245.22	3.75
	244.99			245.13	3.00
	245.00	2.78		245.06	2.50
	244.84	1.31		244.99	0.50
	244.60	0.56		244.99	
	244.53			244.99	
	244.53			244.99	
	245.11			244.99	
		12.11		244.99	
30.00	244.70				

Tracciato Asse A5
 Sez Sez. 164
 Progr : 40+325.00
 Scala : 1:250
 Q.Rif. : 240.00

DISTANZE PARZIALI PROGETTO	QUOTE PROGETTO	PROGRESSIVE PROGETTO	DISTANZE PARZIALI TERRENO	QUOTE TERRENO	PROGRESSIVE TERRENO
			0.53	244.01	-40.00
			0.98	244.01	-39.47
			1.56	244.45	-38.49
			0.69	245.03	-36.93
			0.92	245.04	-36.23
			3.94	245.10	-35.31
			5.24	245.08	-31.37
			1.01	245.24	-26.13
			1.01	245.25	-25.37
			4.85	244.57	-24.37
			1.80	244.67	-19.52
			1.44	244.86	-17.71
			0.67	244.97	-15.82
			2.55	244.96	-15.15
1.25	245.00	-14.29	1.01	245.00	-12.48
3.00	245.05	-13.00	3.24	245.02	-11.48
3.75	245.12	-10.00	4.30	245.05	-8.24
3.75	245.22	-6.25	1.12	245.10	-3.93
0.70	245.31	-2.50	2.17	245.11	-2.81
1.80	245.33	-1.80	0.64	245.14	-0.64
1.80	245.33	0.00	1.64	245.13	0.00
0.70	245.33	1.80	5.16	245.10	1.64
3.75	245.31	2.50	1.48	245.02	6.80
3.75	245.22	6.25	0.78	245.02	8.27
3.00	245.12	10.00	0.54	245.01	9.05
3.00	245.12	10.00	3.37	245.10	9.78
2.50	245.05	13.00	2.46	245.25	13.15
0.50	244.99	15.50	1.74	245.24	15.80
	244.98	16.00	4.05	245.14	17.54
			0.61	244.99	21.73
			1.74	244.98	22.34
			0.54	245.23	24.54
			4.92	245.19	25.08
			244.98	30.00	

Tracciato Asse A5
 Sez Sez. 165
 Progr : 40+350.00
 Scala : 1:250
 Q.Rif. : 240.00

PROGRESSIVE TERRENO	QUOTE TERRENO	DISTANZE PARZIALI TERRENO	PROGRESSIVE PROGETTO	QUOTE PROGETTO	DISTANZE PARZIALI PROGETTO
40.00	247.62				
-37.99	247.27	2.01			
-37.11	247.32	0.89			
		1.09			
-35.54	244.87	0.47			
		6.09			
-29.45	244.84				
		3.38			
-25.63	247.19	0.44			
-25.12	247.19	0.51			
		5.71			
-19.24	245.45				
-18.18	245.48	1.06			
		2.98			
-14.78	244.95	0.67	-14.29	244.98	
-14.12	244.96	1.90	-13.00	245.04	1.25
-12.22	244.99	0.70			3.00
-11.52	245.00		-10.00	245.12	
		7.49	-6.25	245.21	3.75
					3.75
-3.98	245.10	3.28	-2.50	245.30	0.70
		0.70	-1.80	245.32	1.80
-0.70	245.13		0.00	245.32	1.80
0.00	245.12	0.70	1.80	245.32	0.70
		4.52	2.50	245.30	3.75
4.52	245.05		6.25	245.21	
6.75	245.01	2.23			3.75
8.36	244.98	1.61	10.00	245.12	
9.03	244.97	0.68			3.00
9.64	244.98		13.00	245.04	
10.27	244.87	0.50	15.50	244.98	0.50
10.78	244.90	0.31	16.80	244.98	
11.33	244.35	1.01			2.50
12.65	244.89	0.65			
13.30	244.85	0.96			
14.26	244.88	1.79			
16.05	245.36	1.02			
17.27	246.05	2.87			
20.14	245.91	2.33			
22.47	245.77				



Tracciato Asse A5
 Sez Sez. 166
 Progr : 40+375.00
 Scala : 1:250
 Q.Rif. : 240.00

DISTANZE PARZIALI PROGETTO	QUOTE PROGETTO	PROGRESSIVE PROGETTO	DISTANZE PARZIALI TERRENO	QUOTE TERRENO	PROGRESSIVE TERRENO
			2.34	249.57 249.66	40.00 -39.61
			0.74	250.26	-37.27
			1.00	250.07	-36.53
			2.13	244.94	-35.53
			7.28	244.93	-33.40
			1.13	244.89	-26.12
			0.87	245.01	-24.98
			2.48	249.61	-24.11
			1.56	249.12	-21.63
			3.66	249.17	-20.07
			1.09	244.89	-16.41
0.68	244.53	-14.93	0.66	244.53	-14.89
1.25	244.98	-14.25	0.51	244.95	-14.23
			2.15	244.96	-13.71
3.00	245.03	-13.00	4.32	244.99	-11.57
3.75	245.11	-10.00	3.18	245.05	-7.24
3.75	245.20	-6.25	0.86	245.09	-4.06
			0.56	248.05	-3.20
0.70	245.30	-2.50	1.91	245.11	-2.64
1.80	245.31	-1.80	0.73	245.12	-0.73
1.80	245.31	0.00	3.50	245.11	0.00
0.70	245.31	1.80	2.39	245.05	3.50
3.75	245.30	2.50	0.65	245.01	6.03
			2.62	244.99	6.68
3.75	245.20	6.25	1.34	244.96	9.46
3.00	245.11	10.00	3.13	244.83	11.11
2.50	245.03	13.00	1.17	248.82	14.58
0.50	244.97	15.50	1.55	248.87	16.18
	244.97	16.00	12.27	248.95	17.73
				248.38	30.00

241.70

L.B.

L.B.

Tracciato Asse A5
 Sez Sez. 168
 Progr : 40+425.00
 Scala : 1:250
 Q.Rif. : 240.00

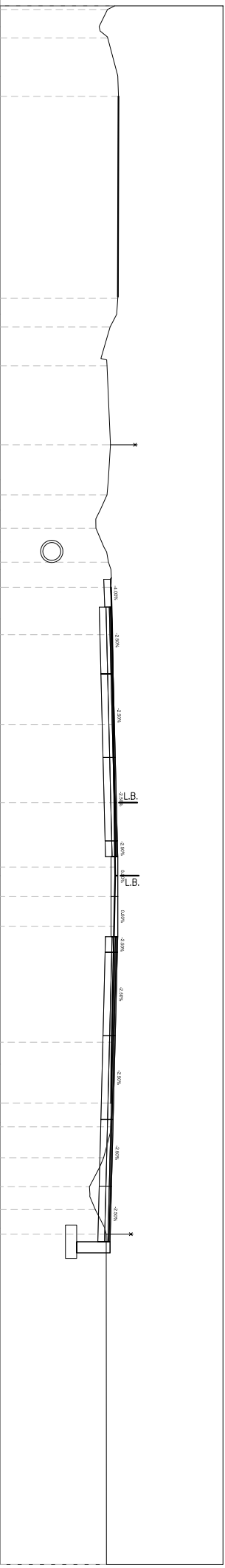
DISTANZE PARZIALI PROGETTO	QUOTE PROGETTO	PROGRESSIVE PROGETTO	DISTANZE PARZIALI TERRENO	QUOTE TERRENO	PROGRESSIVE TERRENO
			0.65	245.31	-39.26
			0.73	245.02	-38.61
			0.80	244.79	-37.88
			0.98	244.98	-37.08
			4.41	245.10	-35.72
				245.13	-35.21
			4.65	245.16	-30.80
			0.81	245.19	-26.15
			0.51	245.15	-25.35
			1.13	245.14	-24.84
			0.87	244.85	-23.72
			3.59	244.66	-22.84
			0.74	244.73	-19.26
			0.81	244.77	-18.32
			0.74	244.65	-17.38
			0.65	244.34	-16.31
			0.97	244.74	-15.48
1.25	244.98	-14.26	0.53	244.96	-14.39
			1.96	244.97	-13.62
3.00	245.02	-13.00	3.09	245.00	-11.66
3.75	245.09	-10.00	4.42	245.05	-8.57
3.75	245.19	-6.25	0.86	245.12	-4.14
0.70	245.28	-2.50	2.45	245.13	-3.28
1.80	245.30	-1.80	0.83	245.15	-0.83
1.80	245.30	0.00	5.52	245.14	0.00
0.70	245.30	1.80	1.14	245.04	5.52
3.75	245.28	2.50	4.83	245.02	6.66
3.75	245.19	6.25	1.15	244.89	11.89
3.00	245.09	10.00	1.13	244.76	13.04
2.50	245.02	13.00	0.98	244.51	14.26
0.50	244.96	15.50	0.55	244.23	15.31
	244.98	16.00	0.73	244.20	15.93
			0.73	244.51	16.68
			0.59	244.66	17.33
			1.32	244.64	18.64
			9.45	244.52	28.09
			1.91	244.50	30.00

Tracciato Asse A5
 Sez Sez. 169
 Progr : 40+450.00
 Scala : 1:250
 Q.Rif. : 240.00

PROGRESSIVE TERRENO	QUOTE TERRENO	DISTANZE PARZIALI TERRENO	PROGRESSIVE PROGETTO	QUOTE PROGETTO	DISTANZE PARZIALI PROGETTO
	245.28	1.10			
	244.66	1.36			
	244.80	0.63			
	245.13	6.84			
	245.21	2.29			
	245.26	0.77			
	245.24	1.71			
	245.11	2.01			
	244.67	1.82			
	244.84	1.41			
	244.26	0.99			
	244.98	0.58			
	244.88	0.83			
	244.39	0.94	244.98	-14.26	1.25
	244.39	1.86	245.01	-13.00	3.00
	244.71	1.04	245.09	-10.00	3.75
	245.01	6.49	245.18	-6.25	3.75
	244.98	2.04	245.27	-2.50	0.70
	245.01	1.24	245.29	-1.80	1.80
	244.98	0.90	245.29	0.00	1.80
	245.03	5.96	245.29	1.80	0.70
	245.04	0.62	245.27	2.50	3.75
	245.04	3.88	245.18	6.25	3.75
	245.13	0.79	245.09	10.00	3.75
	245.14	1.13	245.09	10.00	3.00
	245.14	1.39	245.09	10.00	3.00
	245.14	0.68	245.01	13.00	2.50
	245.16	0.80	245.01	13.00	2.50
	245.14	1.18	245.01	13.00	2.50
	245.14	2.51	244.95	15.50	0.50
	245.14	10.23	244.95	15.50	0.50
	244.64				
	244.64				
	244.62				
	30.00				

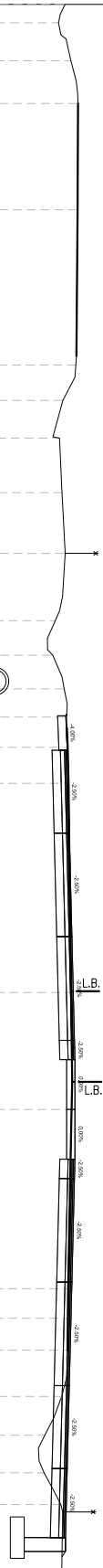
Tracciato Asse A5
 Sez Sez. 170
 Progr : 40+475.00
 Scala : 1:250
 Q.Rif. : 240.00

PROGRESSIVE TERRENO	QUOTE TERRENO	DISTANZE PARZIALI TERRENO	PROGRESSIVE PROGETTO	QUOTE PROGETTO	DISTANZE PARZIALI PROGETTO
245.85	-39.84	0.66			
244.45	-39.06				
244.83	-38.55	1.68			
245.28	-36.85	0.91			
245.32	-35.93				
		8.79			
245.28	-26.87	0.71			
245.24	-26.15	0.57			
244.94	-25.58	1.42			
244.80	-23.83				
		3.55			
244.96	-20.29	1.58			
244.86	-18.71	0.67			
244.80	-18.04	0.68			
244.50	-17.36				
244.30	-16.54	0.84			
244.79	-15.47				
244.98	-14.69				
244.98	-13.89	1.41	244.98	-14.25	
245.02	-12.48	0.72	245.00	-13.00	1.25
245.04	-11.76				3.00
		4.03	245.08	-10.00	3.75
245.09	-7.73				3.75
		3.51	245.17	-6.25	3.75
245.13	-4.22				0.70
		2.89	245.27	-2.50	1.80
245.17	-0.94	0.94	245.28	-1.80	1.80
245.15	0.00	1.33			0.70
245.12	1.33		245.28	1.80	3.75
		5.21	245.27	2.50	
245.17	6.25				3.75
245.02	6.54	0.98			3.75
245.00	7.53	1.75			
244.98	9.28	0.88	245.08	10.00	3.00
245.00	10.16	1.09			2.50
244.65	11.73	0.88	245.00	13.00	0.50
244.01	13.03	0.59			
244.28	14.05	0.63	244.94	15.50	
244.71	14.90		244.84	16.00	
		14.84			
244.77	30.00				



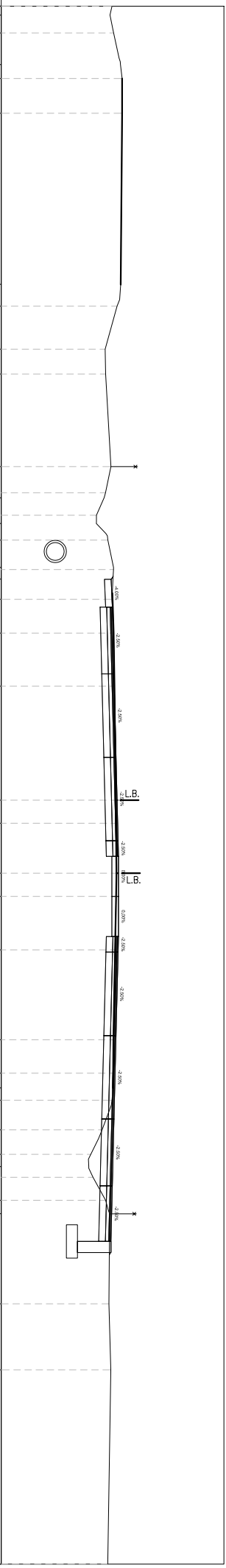
Tracciato Asse A5
 Sez Sez. 171
 Progr : 40+500.00
 Scala : 1:250
 Q.Rif. : 240.00

PROGRESSIVE TERRENO	QUOTE TERRENO	DISTANZE PARZIALI TERRENO	PROGRESSIVE PROGETTO	QUOTE PROGETTO	DISTANZE PARZIALI PROGETTO
40.00	244.92				
	244.68				
	244.95	0.79			
	245.13	0.72			
	245.32				
	245.39				
		3.84			
	245.37				
		5.29			
	245.33				
	245.28	0.85			
	244.84	1.32			
	244.72				
		1.97			
	244.80				
		2.20			
	244.92				
		1.56			
	244.83	0.52			
	244.56	0.64			
	244.28				
	244.47	0.78			
	244.88	0.54			
	245.00				
	244.99	0.69	244.98	-14.29	1.25
	245.01	1.31	245.00	-13.00	3.00
	245.05		245.07	-10.00	3.75
		7.31	245.16	-6.25	3.75
	245.13		245.26	-2.50	0.70
		3.23	245.28	-1.80	1.80
	245.17		245.28	0.00	1.80
	245.15	1.00	245.28	1.80	0.70
			245.26	2.50	3.75
		6.34	245.16	6.25	3.75
	245.03	1.07	245.07	10.00	3.00
	245.02	1.15	245.00	13.00	2.50
	245.01		244.93	15.50	0.50
	244.99	0.72	244.93	18.00	
	244.80	0.78			
	244.51	0.63			
	244.18	0.47			
	243.96				
	244.16	0.67			
	244.52	0.48			
	244.83				
		11.71			
	244.64				
		3.72			
	244.60				
30.00					



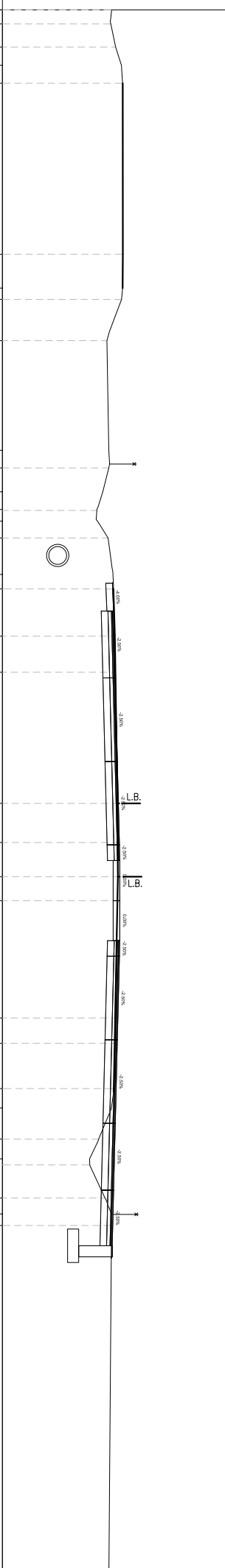
Tracciato Asse A5
 Sez Sez. 172
 Progr : 40+525.00
 Scala : 1:250
 Q.Rif. : 240.00

DISTANZE PARZIALI PROGETTO	QUOTE PROGETTO	PROGRESSIVE PROGETTO	DISTANZE PARZIALI TERRENO	QUOTE TERRENO	PROGRESSIVE TERRENO
			0.66	244.87	40.00
			1.12	244.89	39.80
			0.63	245.05	38.79
			1.56	245.35	37.38
				245.43	36.75
			7.68	245.43	35.19
			0.61	245.37	27.50
			1.93	245.20	26.52
			1.12	244.67	24.59
			4.16	244.69	23.47
			1.17	244.93	19.31
			0.79	244.62	17.91
			0.45	244.27	16.76
			1.22	244.79	16.01
1.25	245.04	14.28	245.04	14.79	
3.00	244.99	13.00	245.02	14.28	
3.75	245.06	10.00	245.00	13.35	
3.75	245.16	6.25	1.52	245.05	11.83
0.70	245.25	2.50	2.38	245.08	9.45
1.80	245.27	0.00	5.12	245.14	4.33
1.80	245.27	1.80	1.04	245.16	3.29
0.70	245.25	2.50	2.25	245.18	1.05
3.75	245.16	6.25	1.05	245.16	0.00
3.75	245.06	10.00	2.40	245.11	2.40
3.00	244.99	13.00	4.04	245.04	6.44
2.50	244.93	15.50	1.50	245.03	7.94
0.50	244.93	16.00	0.66	245.01	8.60
			0.55	244.98	9.16
			1.11	244.53	10.49
			0.71	244.02	11.59
			1.04	243.93	12.14
			4.05	244.69	13.65
			2.97	244.87	14.26
			8.73	244.84	18.30
				244.92	21.27
				244.78	30.00



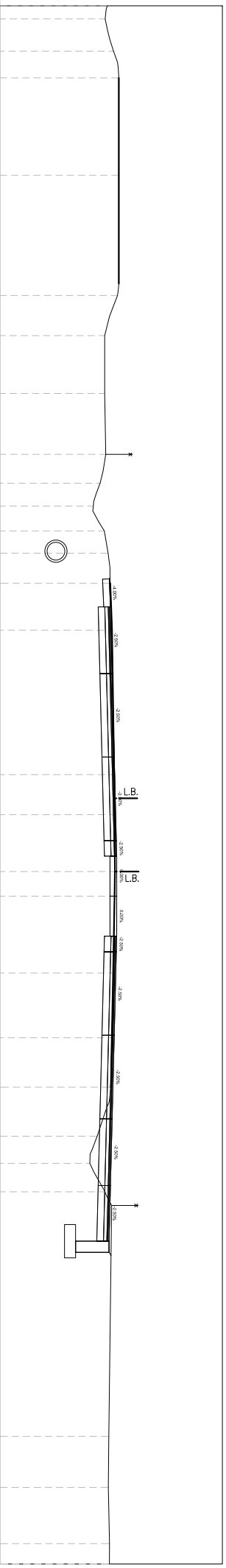
Tracciato Asse A5
 Sez Sez. 173
 Progr : 40+550.00
 Scala : 1:250
 Q.Rif. : 240.00

DISTANZE PARZIALI PROGETTO	QUOTE PROGETTO	PROGRESSIVE PROGETTO	DISTANZE PARZIALI TERRENO	QUOTE TERRENO	PROGRESSIVE TERRENO
			0.81	244.89 244.85	-40.00 -39.37
			0.82	245.07	-38.33
			0.67	245.33	-37.51
				245.39	-36.70
			7.68		
			1.52	245.40	-29.03
			1.44	245.38 245.34	-27.51 -27.00
				244.68	-25.15
			4.92		
			0.62	244.77	-20.23
			1.07	244.77	-19.43
			0.68	244.50	-18.35
				244.23	-17.57
				244.26	-17.04
			0.76	244.74	-16.28
			1.35		
1.25	244.93	-14.25	0.50	244.95 244.97	-14.65 -13.99
3.00	244.98	-13.00	1.90		
			1.62	245.04	-11.88
3.75	245.06	-10.00		245.06	-10.26
			5.89		
3.75	245.15	-6.25		245.15	-4.37
			1.76		
0.70	245.24	-2.50	1.54	245.16	-2.61
1.80	245.26	-1.80	1.07	245.18	-1.07
				245.16	0.00
1.80	245.26	1.80			
0.70	245.24	2.50	5.27		
3.75				245.05	5.27
			1.13	245.03	6.41
3.75			2.04		
			0.72	244.99	8.44
			1.36	244.88	9.31
3.00	245.06	10.00	0.79	244.31	10.71
			1.47	243.91	11.60
2.50	244.98	13.00	0.65	244.60	13.36
				244.88	14.07
0.50	244.92	15.50		244.89	14.59
	244.92	16.00			
			15.41		
				244.77	30.00



Tracciato Asse A5
 Sez Sez. 174
 Progr : 40+575.00
 Scala : 1:250
 Q.Rif. : 240.00

PROGRESSIVE TERRENO	QUOTE TERRENO	DISTANZE PARZIALI TERRENO	PROGRESSIVE PROGETTO	QUOTE PROGETTO	DISTANZE PARZIALI PROGETTO
40.00	244.83				
39.42	244.74	0.53			
38.50	244.95	0.54			
37.46	245.29	0.50			
36.77	245.35				
		4.38			
32.39	245.35				
		4.87			
27.51	245.35				
26.99	245.29	0.94			
26.05	244.94	0.87			
25.18	244.71				
		2.60			
22.58	244.72				
		2.74			
19.85	244.76				
19.12	244.65	0.73			
18.09	244.33	0.56			
17.31	244.18				
16.41	244.70	0.51			
15.41	244.87	1.00			
14.75	244.96	0.65			
14.06	244.97		14.36	244.96	1.25
12.83	245.01	1.23			3.00
11.95	245.04	0.89			3.75
		6.49			3.75
5.46	245.14				3.75
4.40	245.16	1.06			0.70
3.66	245.16	0.74			1.80
		2.56			1.80
1.11	245.18	1.11			0.70
0.00	245.16				3.75
		3.45			3.75
3.45	245.09	2.91			3.75
6.36	245.04				3.00
8.58	245.00	1.75			2.50
9.25	244.92	0.50			3.00
10.78	244.37	1.21			2.50
11.38	244.16	0.59			0.50
12.00	244.05				
13.28	244.73	0.88			
13.89	245.03		15.50	244.91	
		10.38	16.00	244.91	
24.27	244.90				
26.57	244.88	2.29			
29.09	244.93	2.52			
30.00	244.93	0.91			

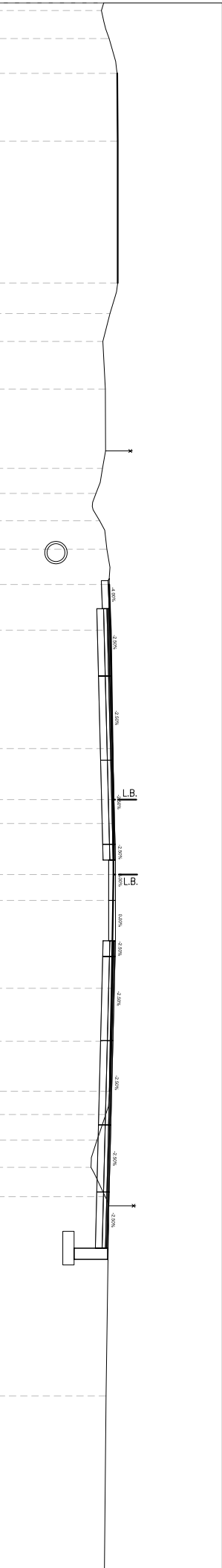


Tracciato Asse A5
 Sez Sez. 175
 Progr : 40+600.00
 Scala : 1:250
 Q.Rif. : 240.00

PROGRESSIVE TERRENO	QUOTE TERRENO	DISTANZE PARZIALI TERRENO	PROGRESSIVE PROGETTO	QUOTE PROGETTO	DISTANZE PARZIALI PROGETTO
40.00	244.83	0.58			
39.31	244.67	0.72			
38.58	244.85	0.94			
37.40	245.25	0.51			
36.88	245.32	0.70			
36.16	245.32	8.64			
27.52	245.32	0.53			
26.70	245.16	1.70			
25.01	244.73	0.66			
24.34	244.76	4.32			
19.67	244.71	1.02			
18.43	244.46	0.64			
17.79	244.23	0.69			
17.19	244.35	1.30			
16.10	244.76	0.50		244.92	1.25
14.57	244.97	0.60	-14.25	244.97	3.00
14.07	244.98	1.45	-13.00	245.04	3.75
13.47	245.04	5.93	-10.00	245.13	3.75
12.02	245.13	1.62	-6.25	245.23	0.70
6.09	245.13	1.01	-2.50	245.25	1.80
4.47	245.16	2.32	-1.80	245.25	1.80
3.46	245.16	1.14	0.00	245.25	0.70
1.14	245.17	0.97	1.80	245.23	3.75
0.00	245.15	5.33	2.50	245.13	3.75
0.97	245.14	1.11	6.25	245.04	3.00
6.30	245.03	1.12	10.00	244.97	2.50
7.41	245.01	0.80	15.50	244.90	0.50
8.53	244.99	0.60	16.00	244.90	
9.20	244.93	0.50			
10.00	244.66	0.63			
10.60	244.46	0.63			
11.51	244.15	16.31			
12.59	244.49				
13.21	244.78				
	244.77				
30.00					

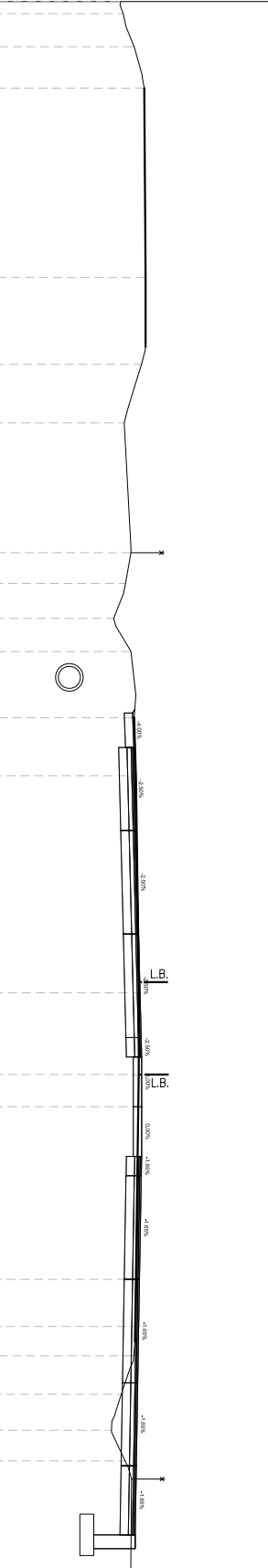
Tracciato Asse A5
 Sez Sez. 176
 Progr : 40+609.43
 Scala : 1:250
 Q.Rif. : 240.00

DISTANZE PARZIALI PROGETTO	QUOTE PROGETTO	PROGRESSIVE PROGETTO	DISTANZE PARZIALI TERRENO	QUOTE TERRENO	PROGRESSIVE TERRENO
			0.49	244.72	30.00
				244.73	-39.17
			1.02	244.96	-38.41
				245.25	-37.39
				245.32	-36.86
			3.02		
				245.35	-33.84
			6.33		
				245.34	-27.51
				245.23	-26.91
			0.75	245.00	-26.16
			1.25		
				244.68	-24.91
			2.12		
				244.80	-22.79
			2.76		
				244.80	-20.03
			0.77	244.67	-19.26
			0.63		
			0.49	244.38	-18.14
				244.25	-17.41
			0.49	244.77	-16.50
			0.85	244.86	-15.65
			0.81	245.00	-14.84
1.25	244.97	-14.25	1.14	244.97	-14.08
3.00	244.96	-13.00	0.89	245.00	-12.94
				245.04	-12.04
3.75	245.04	-10.00	5.28		
				245.12	-6.77
3.75	245.13	-6.25	2.28		
				245.15	-4.49
			1.06	245.15	-3.43
0.70	245.23	-2.50	2.28		
	245.24	-1.80		245.15	-1.15
1.80	245.24	0.00	1.15	245.14	0.00
1.80	245.24	1.80	3.91		
	245.23	2.50		245.07	3.91
3.75			2.36		
				245.03	6.28
3.75	245.13	6.25	1.74		
			0.53	244.99	8.51
				244.93	9.18
3.00	245.04	10.00	0.95	244.49	10.50
			0.79	244.17	11.47
			1.01	244.31	12.19
2.50	244.96	13.00		244.79	13.20
0.50	244.90	15.50			
	244.90	16.00	8.47		
				244.83	22.08
			7.92		
				244.75	30.00



Tracciato Asse A5
 Sez Sez. 177
 Progr : 40+625.00
 Scala : 1:250
 Q.Rif. : 240.00

DISTANZE PARZIALI PROGETTO	QUOTE PROGETTO	PROGRESSIVE PROGETTO	DISTANZE PARZIALI TERRENO	QUOTE TERRENO	PROGRESSIVE TERRENO
			0.73	244.48	-39.89
			1.00	244.67	-39.10
				244.97	-38.37
			6.85	245.25	-37.37
				245.33	-36.87
			2.51	245.38	-30.02
			1.62	245.38	-27.50
			0.50	245.23	-26.87
			4.52	244.74	-25.25
				244.61	-24.75
			1.11	244.85	-20.05
			0.91	244.59	-18.58
			0.89	244.31	-17.38
			1.45	244.85	-16.47
1.25	244.99	=14.35	0.70	245.02	-14.79
3.00	244.96	-13.00	2.00	244.97	-14.08
3.75	245.03	-10.00	7.47	245.03	-11.98
3.75	245.13	-6.25	2.96	245.14	-4.12
0.70	245.22	-2.50	0.71	245.13	-0.71
1.80	245.24	-1.80	6.25	245.12	0.00
1.80	245.24	0.00	1.70	245.13	-0.71
0.70	245.24	1.80	0.54	245.00	7.95
3.75	245.23	2.50	0.53	244.99	8.49
3.75	245.16	6.25	0.95	244.95	9.02
3.75	245.10	10.00	0.78	244.50	10.41
3.00	245.10	13.00	1.04	244.45	11.20
2.50	245.05	16.00	16.52	244.75	12.20
0.50	245.01	15.50		244.84	13.83
	245.01	16.00		244.84	13.83
				244.74	30.00



Tracciato Asse A5
 Sez Sez. 178
 Progr : 40+650.00
 Scala : 1:250
 Q.Rif. : 240.00

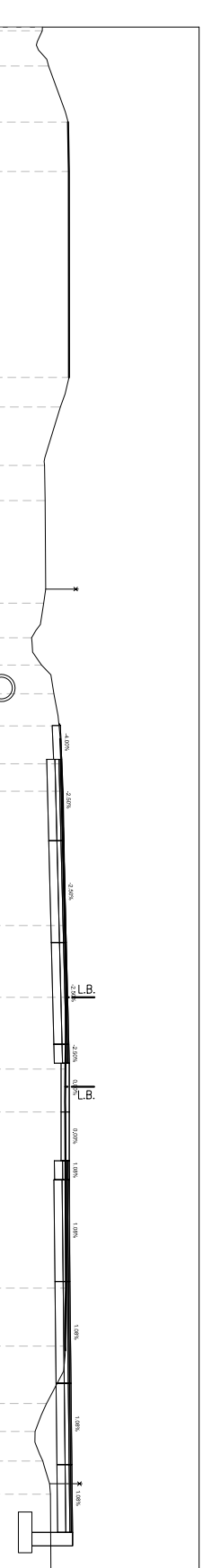
PROGRESSIVE TERRENO	QUOTE TERRENO	DISTANZE PARZIALI TERRENO	PROGRESSIVE PROGETTO	QUOTE PROGETTO	DISTANZE PARZIALI PROGETTO
244.27	-39.93				
244.45	-39.11	1.07			
244.46	-38.05	0.82			
244.89	-36.78				
245.28	-32.93	3.85			
245.29	-27.39				
245.32	-26.75	5.54			
245.16	-25.67				
244.83	-24.45	1.09			
244.46	-21.84	1.22			
244.46	-19.73	2.61			
244.46	-18.27	2.11			
244.54	-17.65	0.97			
244.29	-17.12				
243.98	-16.37	0.48			
244.03	-14.79	1.12			
244.64	-14.03	0.52			
244.90	-12.63	1.39	244.90	-14.25	1.25
244.93	-12.05	0.58	244.95	-13.00	3.00
245.00	-7.48	4.57	245.03	-10.00	3.75
245.01	-4.47		245.12	-6.25	3.75
245.08	-1.16	3.01	245.12	-2.50	0.70
245.13	0.00	3.23	245.21	-1.80	1.80
245.13	2.10	1.16	245.23	0.00	1.80
245.12	6.15	2.10	245.23	1.80	0.70
245.10	8.58	4.05	245.23	2.50	3.75
245.06	9.38	2.26	245.20	6.25	3.75
245.03	10.44	0.78	245.19	10.00	3.00
244.96	11.30	1.06	245.18	13.00	2.50
244.48	12.66	0.79	245.18	15.50	0.50
244.09	13.33	1.00	245.18	16.00	
244.60	14.82	0.65			
244.77		1.49			
244.76		15.18			
244.60	30.00				

Tracciato Asse A5
 Sez Sez. 179
 Progr : 40+655.26
 Scala : 1:250
 Q.Rif. : 240.00

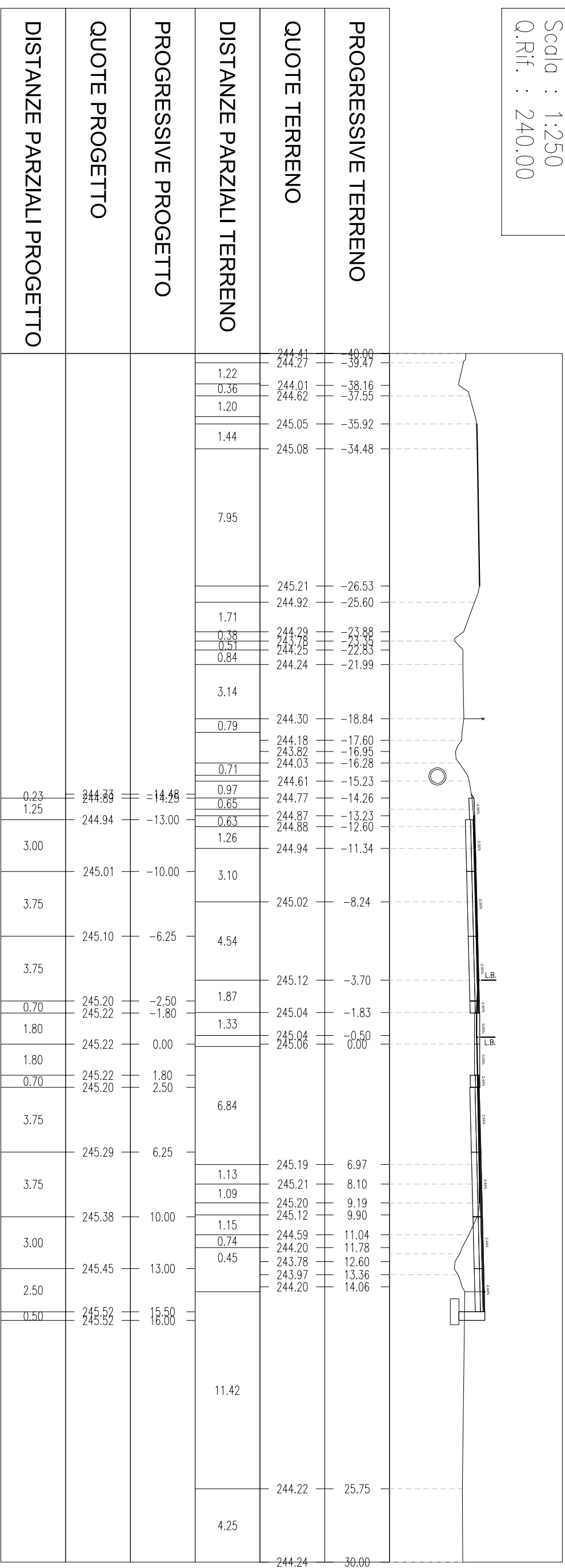
DISTANZE PARZIALI PROGETTO	QUOTE PROGETTO	PROGRESSIVE PROGETTO	DISTANZE PARZIALI TERRENO	QUOTE TERRENO	PROGRESSIVE TERRENO
			0.80	244.26	40.00
			1.13	244.43	39.09
				244.75	-38.30
			5.32	245.26	-36.74
			4.08	245.27	-31.42
			1.48	245.30	-27.34
			0.87	245.14	-26.71
			3.56	244.69	-25.23
			1.17	244.42	-24.36
			1.18	244.42	-20.81
			0.54	244.22	-18.19
			0.58	243.94	-17.58
			1.35	243.97	-17.04
			0.63	244.59	-16.32
1.25	244.90	-14.25	1.68	244.87	-14.74
3.00	244.95	-13.00		244.92	-13.99
3.75	245.02	-10.00	5.51	245.01	-12.02
3.75	245.12	-6.25	2.07	245.10	-6.51
			2.23	245.13	-4.44
0.70	245.21	-2.50	1.08	245.13	-2.22
1.80	245.23	-1.80	1.13	245.12	-1.13
1.80	245.23	0.00		245.11	0.00
			4.97	245.23	1.80
3.75	245.23	2.50		245.23	2.50
			1.34	245.06	4.97
			0.71	245.07	6.31
3.75	245.21	6.25	1.42	245.05	7.02
			0.70	245.03	8.45
			0.96	244.98	9.30
3.00	245.21	10.00	0.70	244.43	10.56
			0.89	244.11	11.28
			0.59	244.11	11.78
2.50	245.21	13.00	0.57	244.54	12.67
				244.68	13.26
0.50	245.21	15.50	3.45	244.77	13.93
				244.70	17.39
			10.71	244.70	17.39
			1.90	244.59	28.10
				244.59	30.00

Tracciato Asse A5
 Sez Sez. 180
 Progr : 40+675.00
 Scala : 1:250
 Q.Rif. : 240.00

PROGRESSIVE TERRENO	QUOTE TERRENO	DISTANZE PARZIALI TERRENO	PROGRESSIVE PROGETTO	QUOTE PROGETTO	DISTANZE PARZIALI PROGETTO
244.23	-39.88				
244.09	-39.15				
244.46	-38.57	1.68			
245.18	-36.50	1.82			
245.20	-34.68				
		7.59			
245.19	-26.97	0.50			
244.89	-25.99	0.48			
		1.87			
244.31	-23.84	1.30			
244.33	-22.55				
		3.27			
244.36	-19.28	0.52			
244.28	-18.76	0.78			
243.84	-17.48	0.48			
243.87	-16.98	0.36			
244.54	-16.12	0.70			
244.66	-15.42	0.81			
244.81	-14.61		244.89	-14.35	1.25
244.89	-13.76	0.92	244.94	-13.00	3.00
244.93	-12.84	1.01			
244.98	-11.82		245.02	-10.00	3.75
		4.95			
245.06	-6.88		245.11	-6.25	3.75
245.12	-4.23	2.65			
		2.65	245.21	-2.50	0.70
245.08	-1.58	0.65	245.22	-1.80	1.80
245.08	-0.93	0.56	245.22	0.00	1.80
245.07	0.00		245.22	1.80	0.70
		6.49	245.23	2.50	3.75
245.10	6.49	0.70	245.25	6.25	3.75
245.08	7.19	1.44			
245.07	8.63	0.57			
245.01	9.55	1.20	245.29	10.00	3.00
244.38	10.75	0.59			
243.96	11.78		245.32	13.00	2.50
244.14	12.63	0.68			
244.50	13.71		245.35	15.50	0.50
			245.35	16.00	
		15.91			
244.62	30.00				

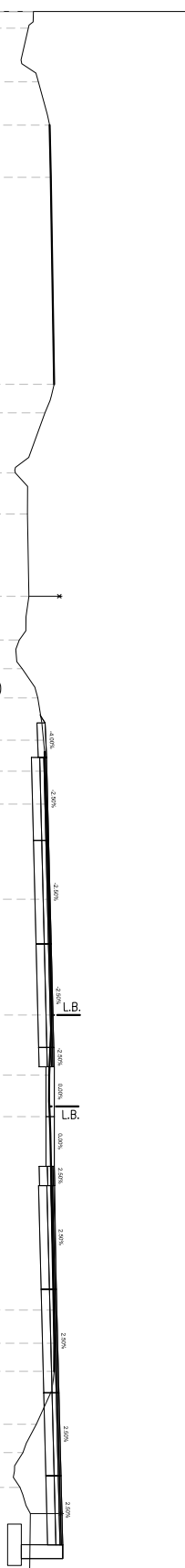


Tracciato Asse A5
 Sez. 181
 Progr. : 40+700.00
 Scala : 1:250
 Q.Rif. : 240.00



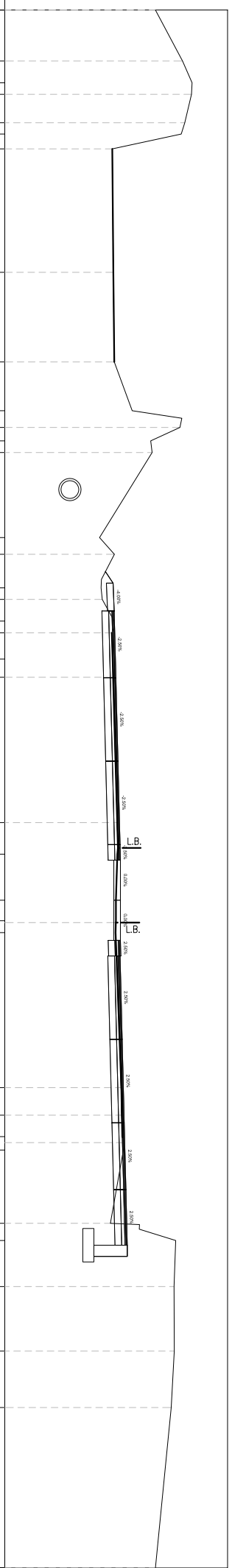
Tracciato Asse A5
 Sez Sez. 182
 Progr : 40+701.08
 Scala : 1:250
 Q.Rif. : 240.00

PROGRESSIVE TERRENO	QUOTE TERRENO	DISTANZE PARZIALI TERRENO	PROGRESSIVE PROGETTO	QUOTE PROGETTO	DISTANZE PARZIALI PROGETTO
244.46	-40.00				
244.28	-39.40	1.15			
244.03	-38.11	0.34			
244.64	-37.45	1.14			
245.05	-35.89				
245.09	-34.00	1.89			
		7.50			
245.11	-26.09				
244.88	-25.47	1.62			
243.78	-23.40	0.36			
244.25	-22.81	0.48			
244.24	-21.81	1.00			
		2.98			
244.30	-18.83	0.75			
244.19	-18.09	0.51			
243.94	-17.25				
243.84	-16.72				
244.05	-16.21	0.67			
244.62	-15.16	0.92	244.89	-14.54	0.23
244.77	-14.24	0.62	244.89	-14.54	1.25
244.87	-13.20	0.70	244.94	-13.00	
244.88	-12.50	1.19			3.00
244.93	-11.31		245.01	-10.00	
		3.44			3.75
245.02	-7.87		245.10	-6.25	
		4.19			3.75
245.12	-3.68		245.20	-2.50	0.70
245.03	-1.50	2.18	245.22	-1.80	1.80
245.02	-0.55	0.95	245.22	0.00	1.80
245.05	0.00	0.63	245.22	1.80	0.70
245.08	0.63		245.23	2.50	
		6.37			3.75
245.29	6.25		245.29	6.25	
245.19	7.00	1.20			3.75
245.22	8.20	1.02			
245.21	9.22		245.39	10.00	
245.12	9.92	1.22			3.00
244.56	11.14	0.69	245.46	13.00	
244.20	11.82	0.48			2.50
243.78	12.64		245.52	15.50	0.50
243.97	13.42		245.52	16.00	
244.19	14.07				
		12.13			
244.20	26.50	3.50			
244.22	30.00				

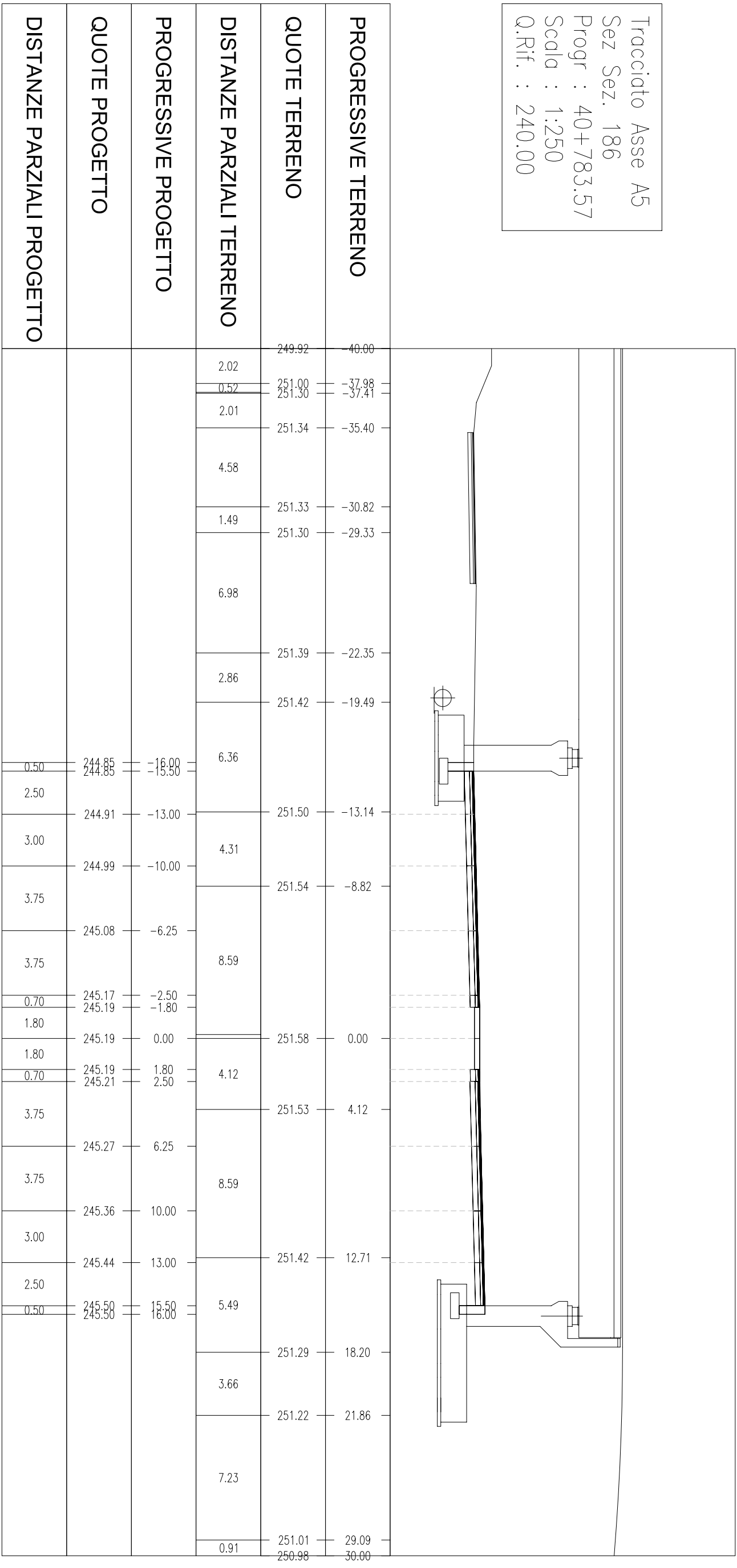


Tracciato Asse A5
 Sez Sez. 185
 Progr : 40+775.00
 Scala : 1:250
 Q.Rif. : 240.00

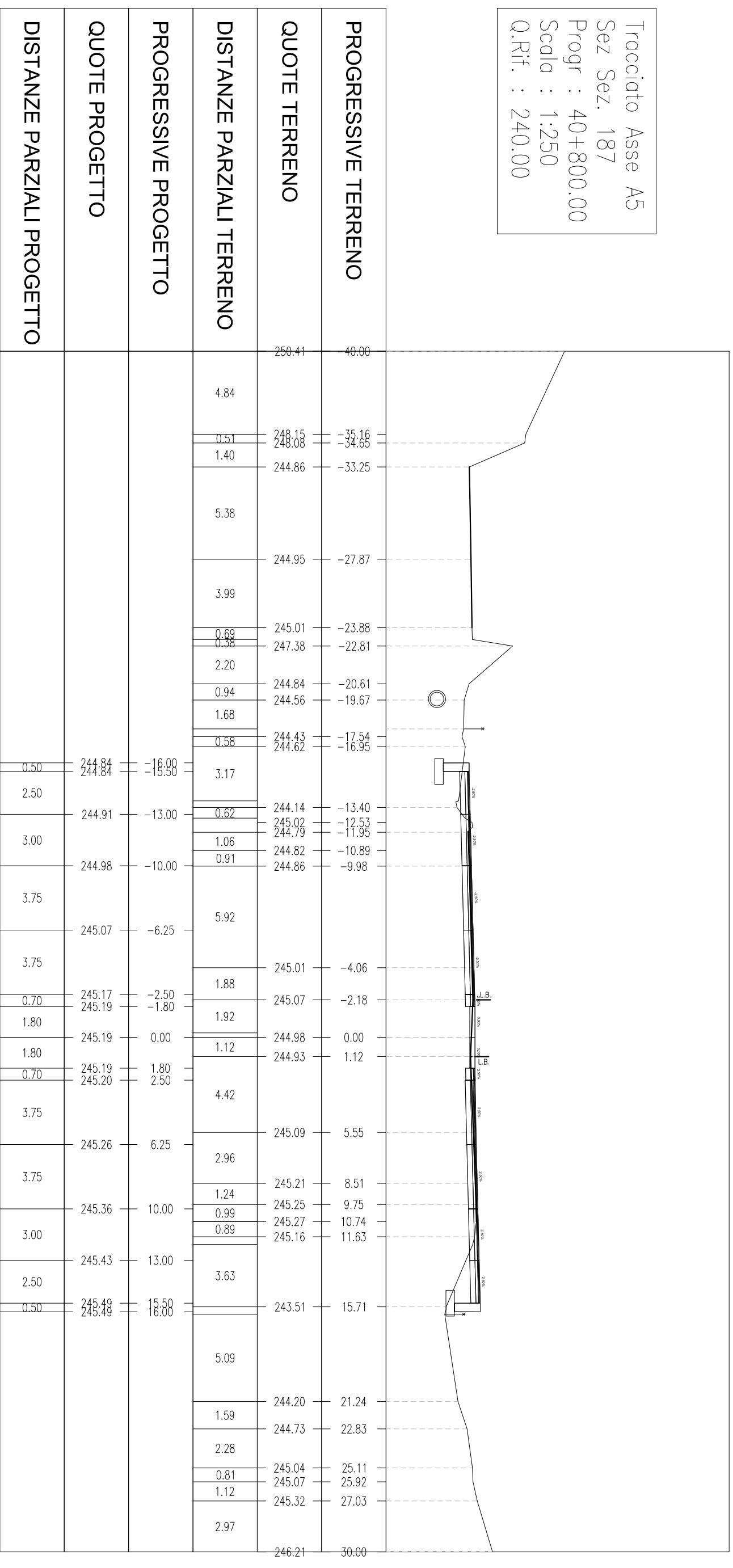
DISTANZE PARZIALI TERRENO	QUOTE TERRENO	PROGRESSIVE TERRENO	DISTANZE PARZIALI PROGETTO	QUOTE PROGETTO	PROGRESSIVE PROGETTO
	246.76	40.00			
2.29	247.98	-37.71			
0.98	248.41	-36.73			
0.51	248.38	-36.21			
1.28	249.08	-34.94			
0.51	247.92	-34.42			
0.67	244.83	-33.76			
5.55	244.87	-28.21			
4.03	244.92	-24.18			
2.19	245.72	-22.00			
0.34	247.86	-21.24			
0.60	246.55	-20.64			
0.53	246.61	-20.12			
3.82	244.25	-16.30			
0.75	244.92	-15.54	1.24	244.76	-16.00
1.13	244.33	-14.04	0.52	244.52	-14.77
0.52	244.38	-13.52	1.25	244.86	-14.25
0.98	244.91	-12.54		244.91	-13.00
1.18	244.80	-12.02	3.00		
0.82	244.84	-10.84		244.99	-10.00
	244.86	-10.02	3.75		
6.53	245.08	-6.25	3.75	245.08	-6.25
1.13	245.05	-3.49		245.18	-2.50
0.28		-2.07	0.70	245.19	-1.80
2.07			1.80		
0.92	245.38	0.92	1.80	245.19	0.00
1.45	244.98	1.45	0.70	245.19	1.80
			2.50	245.18	2.50
6.96	245.27	6.25	3.75		
1.24	245.23	8.42	3.75	245.27	6.25
0.97	245.26	9.65		245.36	10.00
	245.28	10.62	3.00		
	245.32	11.22		245.44	13.00
3.29	244.74	14.51	2.50	245.44	13.00
0.06	247.68	15.29	0.50	245.50	15.50
0.51				245.50	16.00
2.07	247.60	17.36			
2.89	247.61	20.25			
2.54	247.47	22.79			
7.21					
246.76	30.00				



Tracciato Asse A5
 Sez Sez. 186
 Progr : 40+783.57
 Scala : 1:250
 Q.Rif. : 240.00

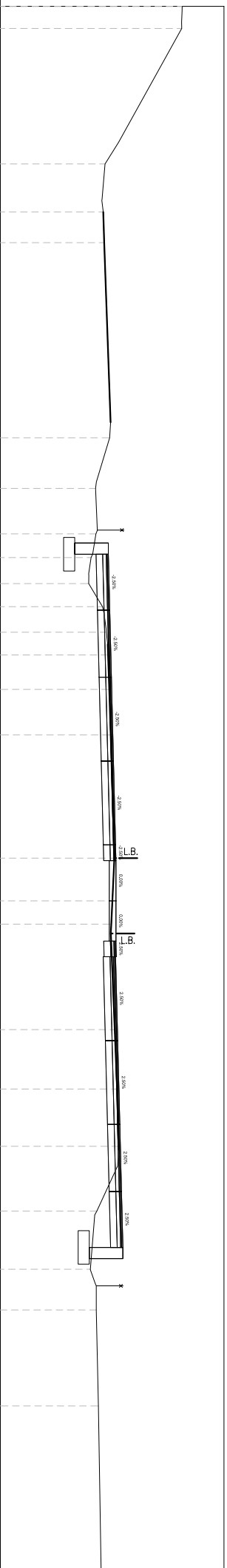


Tracciato Asse A5
 Sez Sez. 187
 Progr : 40+800.00
 Scala : 1:250
 Q.Rif. : 240.00



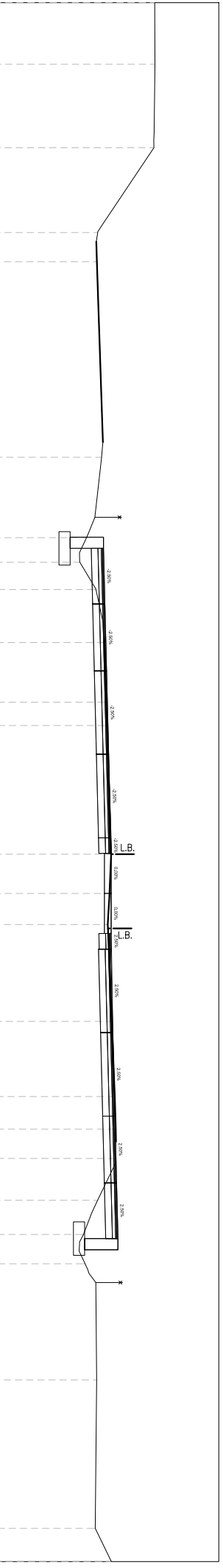
Tracciato Asse A5
 Sez Sez. 189
 Progr : 40+850.00
 Scala : 1:250
 Q.Rif. : 240.00

PROGRESSIVE TERRENO	QUOTE TERRENO	DISTANZE PARZIALI TERRENO	PROGRESSIVE PROGETTO	QUOTE PROGETTO	DISTANZE PARZIALI PROGETTO
248.13	-39.98				
248.11	-39.01	5.09			
245.28	-33.92	0.97			
244.68	-32.95	1.57			
244.54	-31.32	0.52			
244.60	-30.80	1.37			
244.65	-29.43	8.05			
244.93	-21.39	0.59			
244.89	-20.71	1.97			
244.26	-18.44	1.88			
244.27	-16.41	0.89	244.83	-16.00	0.50
244.06	-15.35	0.72	244.83	-15.50	2.50
243.95	-14.19	0.79	244.89	-13.00	3.00
244.42	-13.40	0.64	244.97	-10.00	3.75
244.64	-12.80	0.55	245.06	-6.25	3.75
244.74	-12.01	1.54	245.15	-2.50	0.70
244.82	-11.00	2.04	245.17	-1.80	1.80
244.87	-9.46	5.51	245.17	0.00	1.80
244.93	-7.42	4.30	245.17	1.80	0.70
245.10	-1.91	2.66	245.25	2.50	3.75
245.01	0.00	2.66	245.25	6.25	3.75
244.96	1.04	0.64	245.34	10.00	3.00
245.11	5.76	1.92	245.42	13.00	2.50
245.22	8.42	0.68	245.48	15.50	0.50
245.25	9.06	2.02	245.48	16.00	
245.28	10.98	2.43			
245.25	11.80	0.62			
244.32	13.87	1.08			
244.02	16.47	4.29			
244.24	17.11	7.41			
244.29	18.29				
244.38	22.59				
244.51	30.00				



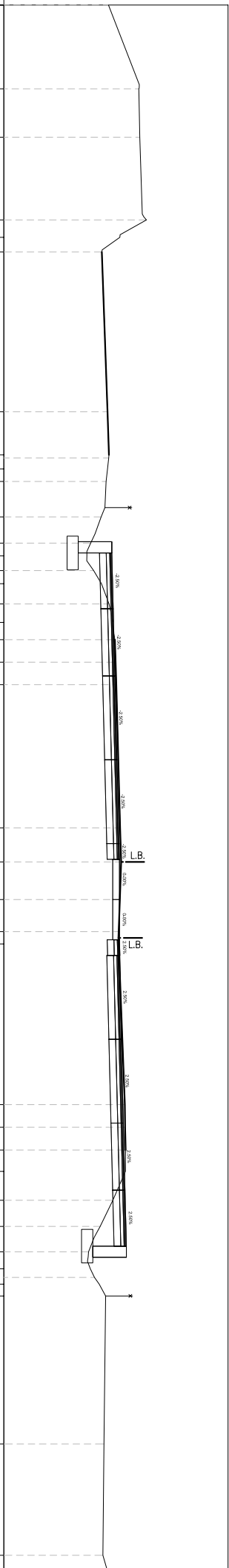
Tracciato Asse A5
 Sez Sez. 190
 Progr : 40+875.00
 Scala : 1:250
 Q.Rif. : 240.00

DISTANZE PARZIALI PROGETTO	QUOTE PROGETTO	PROGRESSIVE PROGETTO	DISTANZE PARZIALI TERRENO	QUOTE TERRENO	PROGRESSIVE TERRENO	
			2.76	247.12	-40.00	
			3.06	247.13	-37.24	
				247.09	-34.18	
			3.57	247.08	-33.49	
				244.69	-29.92	
			0.89	244.50	-29.27	
				244.52	-28.37	
			8.11			
				244.79	-20.26	
			2.68	244.73	-19.59	
				244.43	-16.89	
0.50	244.82	-16.00	0.68	244.06	-15.98	
2.50	244.82	-15.50	0.68	243.75	-14.87	
			1.19	244.48	-13.65	
3.00	244.88	-13.00	1.57	244.80	-12.06	
			0.52	244.87	-11.27	
			2.04	244.93	-9.23	
3.75	244.96	-10.00	0.64	244.94	-8.59	
			1.05	244.98	-7.54	
			5.78			
3.75	245.05	-6.25		245.16	-1.76	
			0.70	245.15	-2.50	
1.80	245.16	-1.80	1.76	245.09		
			1.24	245.01	1.40	
0.70	245.16	1.80		245.01	1.40	
			2.50			
3.75	245.18	2.50	4.18			
			245.24	6.25	245.19	5.74
3.75	245.24	6.25	3.38			
			1.46	245.33	9.12	
3.00	245.33	10.00	0.56	245.37	10.58	
			0.76	245.38	11.15	
			1.68	245.37	11.90	
2.50	245.41	13.00	0.58	244.55	13.78	
			0.95	244.28	14.36	
0.50	245.47	15.50	243.92	15.31		
			0.58	243.72	16.06	
			0.42	244.00	16.63	
			244.47	17.47		
			4.37			
			244.51	21.85		
			6.67			
			244.45	28.51		
			1.49			
			245.17	30.00		



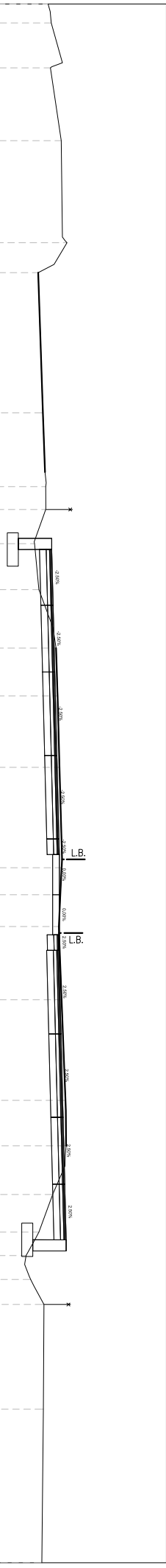
Tracciato Asse A5
 Sez Sez. 191
 Progr : 40+900.00
 Scala : 1:250
 Q.Rif. : 240.00

DISTANZE PARZIALI TERRENO	QUOTE TERRENO	PROGRESSIVE TERRENO	DISTANZE PARZIALI PROGETTO	QUOTE PROGETTO	PROGRESSIVE PROGETTO
	244.67	40.00			
3.56					
	246.02	-36.25			
2.17					
	246.06	-34.09			
3.43					
	246.36	-30.39			
0.66					
	245.17	-29.61			
0.56					
	244.37	-28.96			
7.15					
	244.62	-21.81			
1.93					
	244.69	-19.88			
0.56					
	244.62	-19.25			
1.17					
	244.56	-18.70			
0.75					
	244.34	-17.11			
0.50	244.82	-16.00			
	244.82	-15.50			
2.50					
	243.87	-15.94			
0.44					
	243.70	-15.37			
0.59					
	244.00	-14.71			
0.91					
	244.35	-14.12			
0.77					
	244.69	-13.22			
1.01					
	244.82	-12.39			
1.01					
	244.95	-11.62			
	244.98	-10.61			
	245.01	-9.61			
3.75					
	245.05	-6.25			
6.40					
	245.19	-3.21			
1.52					
	245.23	-1.68			
0.70					
	245.16	0.00			
1.80					
	245.16	0.00			
1.80					
	245.16	1.80			
0.70					
	245.18	2.50			
3.75					
	245.23	6.25			
7.19					
	245.40	9.17			
1.01					
	245.40	10.18			
1.02					
	245.43	11.20			
0.53					
	245.42	12.15			
1.29					
	244.86	13.45			
1.17					
	244.30	14.62			
0.49					
	243.78	15.75			
0.65					
	243.85	16.51			
0.53					
	244.25	17.20			
	244.54	17.73			
6.61					
	244.46	24.34			
4.98					
	244.42	29.32			
0.68					
	244.61	30.00			



Tracciato Asse A5
 Sez Sez. 192
 Progr : 40+925.00
 Scala : 1:250
 Q.Rif. : 240.00

DISTANZE PARZIALI PROGETTO	QUOTE PROGETTO	PROGRESSIVE PROGETTO	DISTANZE PARZIALI TERRENO	QUOTE TERRENO	PROGRESSIVE TERRENO
			0.51	244.68	40.00
			1.79	244.82	39.88
			0.18	244.78	37.13
			3.27	245.27	33.86
			4.33	245.53	29.28
			0.97	244.23	27.93
			0.37	244.23	27.93
			6.30	244.44	21.63
			2.66	244.54	18.97
			0.93	244.57	18.32
			1.45	244.57	17.30
0.50	244.84	16.00	244.07	15.76	
2.50	244.84	15.50	244.26	13.70	
3.00	244.90	13.00	244.90	11.99	
			0.89	245.04	11.07
3.75	244.98	10.00	245.10	8.92	
			1.88	245.10	8.92
3.75	245.07	6.25	245.19	5.72	
			3.21	245.19	5.72
3.75	245.17	2.50	245.29	1.21	
0.70	245.18	1.80	245.23	1.21	
1.80	245.18	1.80	245.23	1.21	
1.80	245.18	1.80	245.16	1.43	
0.70	245.18	2.50	245.16	1.43	
3.75	245.17	2.50	245.28	4.72	
			3.00	245.28	4.72
3.75	245.26	6.25	245.46	9.23	
			4.52	245.46	9.23
3.75	245.35	10.00	245.49	11.28	
			1.59	245.49	11.28
3.00	245.43	13.00	245.44	12.18	
			1.29	245.44	12.18
2.50	245.43	13.00	244.88	13.47	
			1.68	244.88	13.47
0.50	245.49	15.50	244.26	15.15	
	245.49	15.00	243.69	16.21	
			0.75	243.69	16.21
			0.52	243.82	17.13
			0.84	244.49	18.40
			4.70	244.49	18.40
			244.46	23.10	
			6.90	244.46	23.10
			244.40	30.00	



Tracciato Asse A5
 Sez Sez. 193
 Progr : 40+950.00
 Scala : 1:250
 Q.Rif. : 240.00

PROGRESSIVE TERRENO	QUOTE TERRENO	DISTANZE PARZIALI TERRENO	PROGRESSIVE PROGETTO	QUOTE PROGETTO	DISTANZE PARZIALI PROGETTO
244.23	-40.00	1.53			
244.26	-38.47	4.09			
244.33	-34.38	5.27			
244.63	-29.11	0.93			
244.46	-28.18	0.58			
244.39	-27.60				
244.11	-27.02	6.21			
244.38	-20.81	2.95			
244.49	-17.86				
244.45	-17.25	1.26			
244.39	-15.96	3.89	244.90	-16.00	0.50
			244.90	-15.50	2.50
244.98	-12.01	0.92	244.97	-13.00	3.00
245.12	-11.06	1.98	245.04	-10.00	3.75
245.17	-8.82	7.24	245.14	-6.25	3.75
245.38	-1.58	1.12	245.23	-2.50	0.70
245.31	0.00	1.72	245.25	-1.80	1.80
245.25	1.72	4.89	245.25	0.00	1.80
			245.26	2.50	0.70
245.43	6.61	1.59	245.32	6.25	3.75
245.49	8.20	1.07			
245.53	9.28	1.89	245.42	10.00	3.00
245.60	11.17	0.74			
245.54	12.22	3.67	245.49	13.00	2.50
244.32	15.89	0.50	245.55	15.50	0.50
244.14	16.39	1.20	245.55	16.00	
243.51	17.60	0.61			
243.73	18.71	1.16			
244.30	19.86	3.26			
244.35	23.25	6.75			
244.27	30.00				

