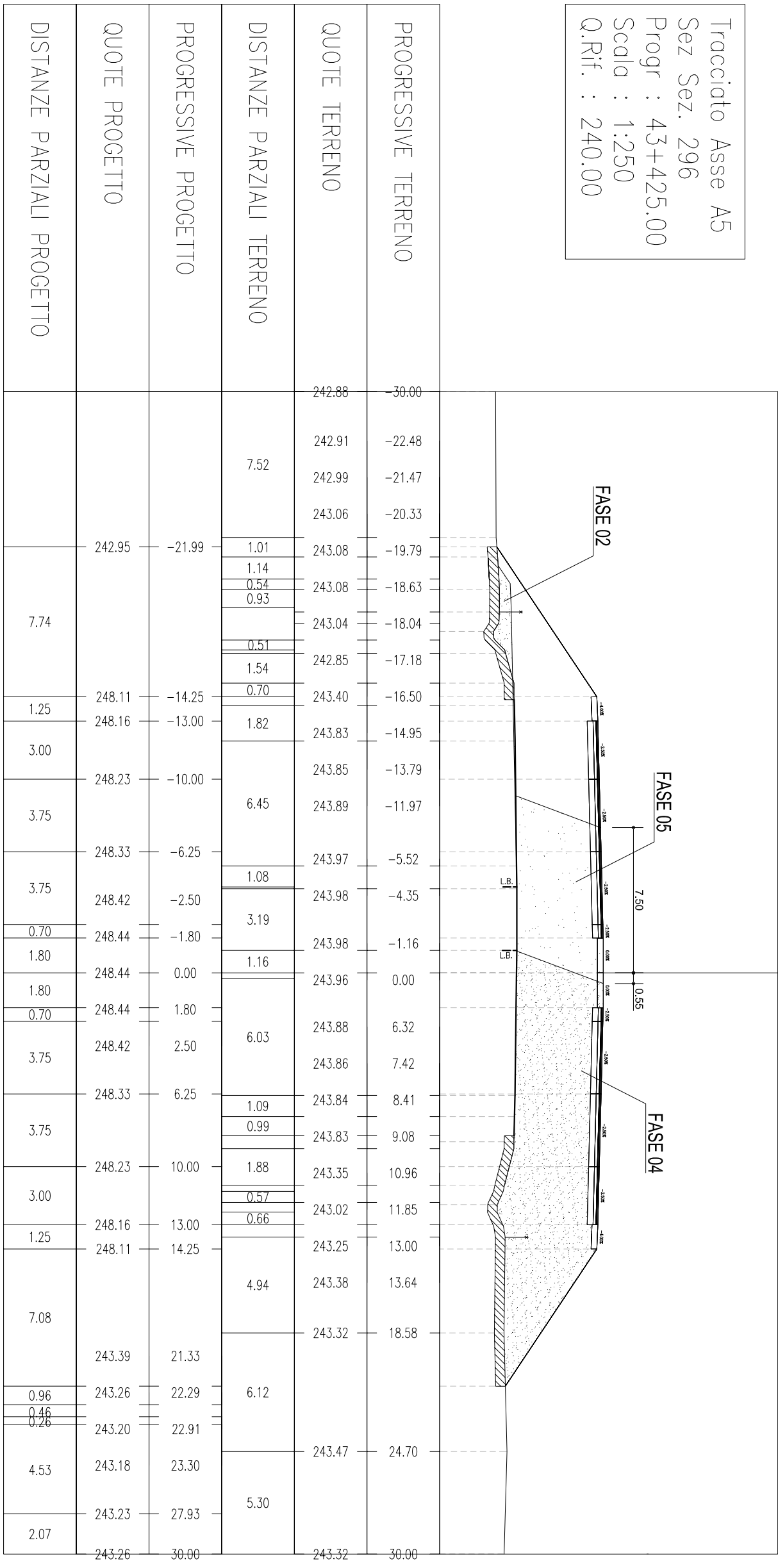
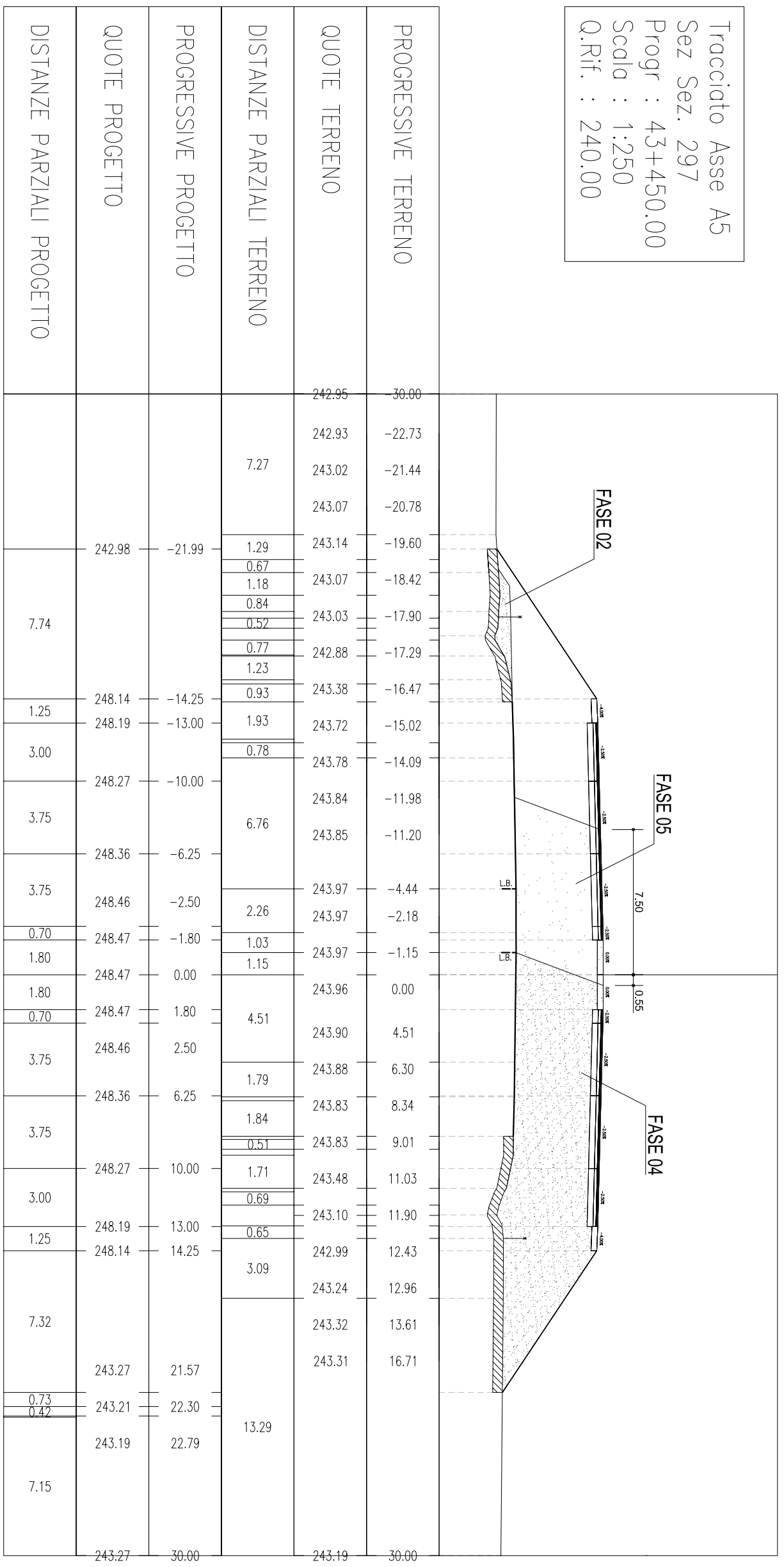


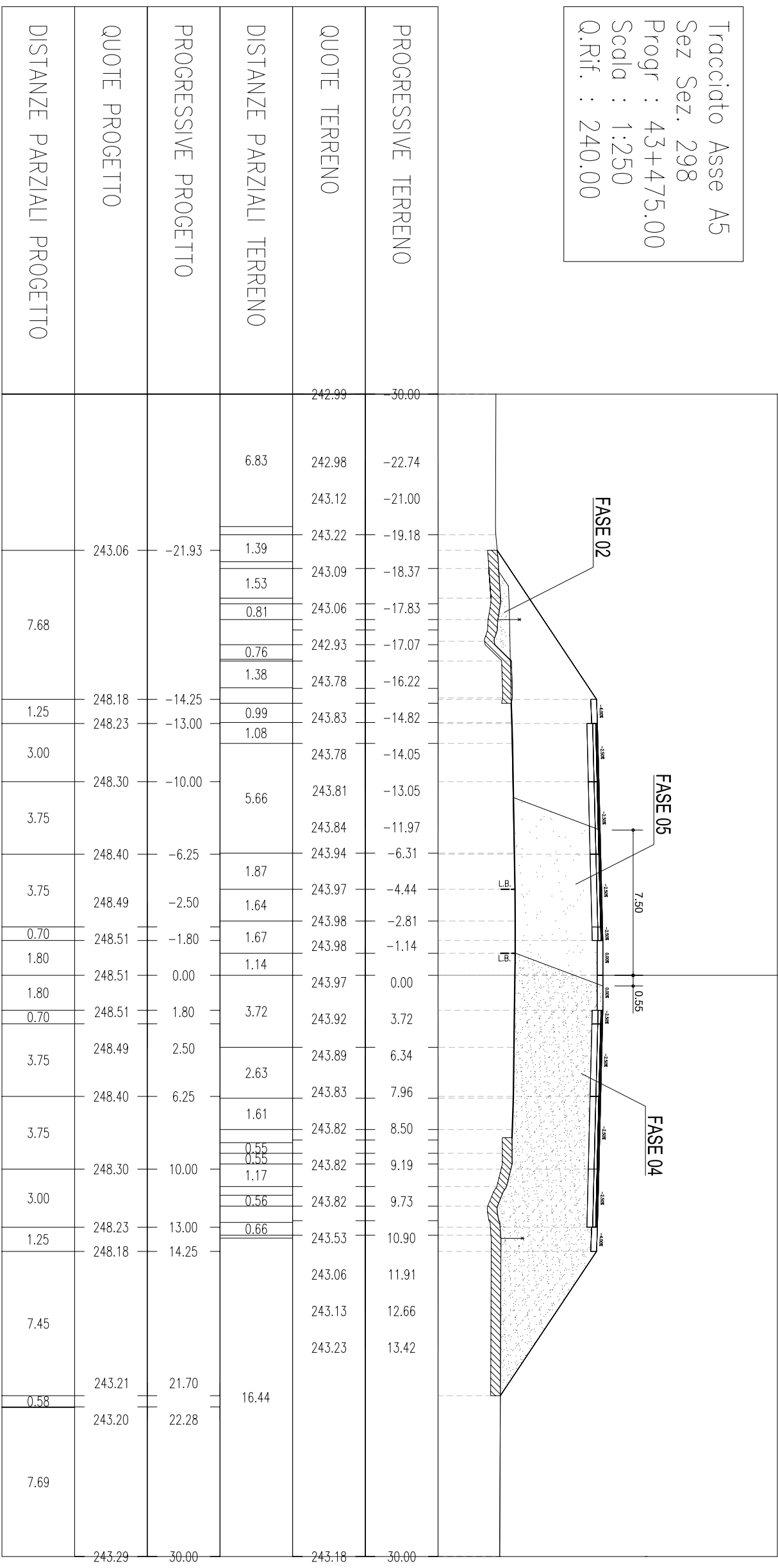
Tracciato Asse A5
 Sez Sez. 296
 Progr : 43+425.00
 Scala : 1:250
 Q.Rif. : 240.00



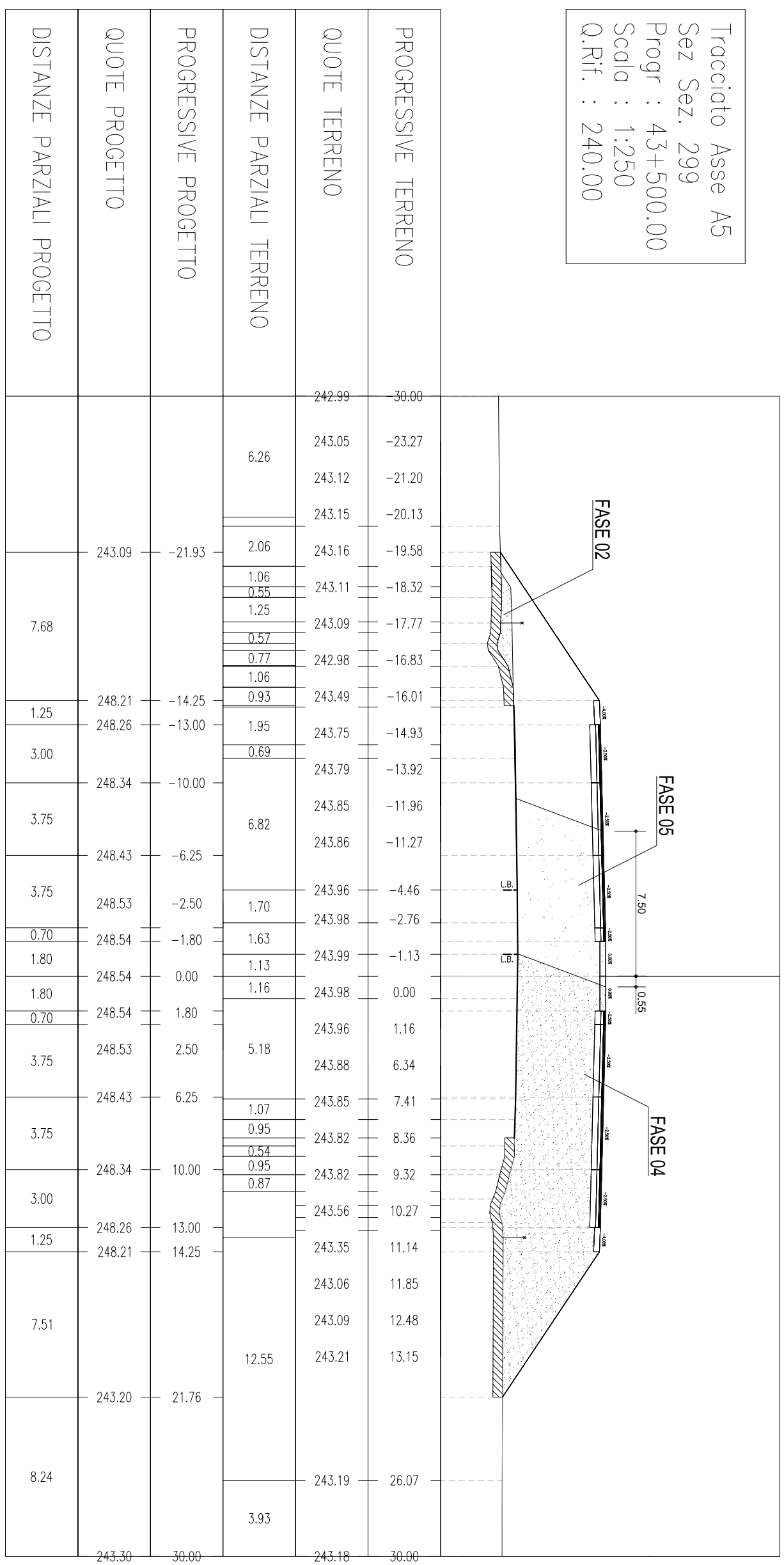
Tracciato Asse A5
 Sez Sez. 297
 Progr : 43+450.00
 Scala : 1:250
 Q.Rif. : 240.00



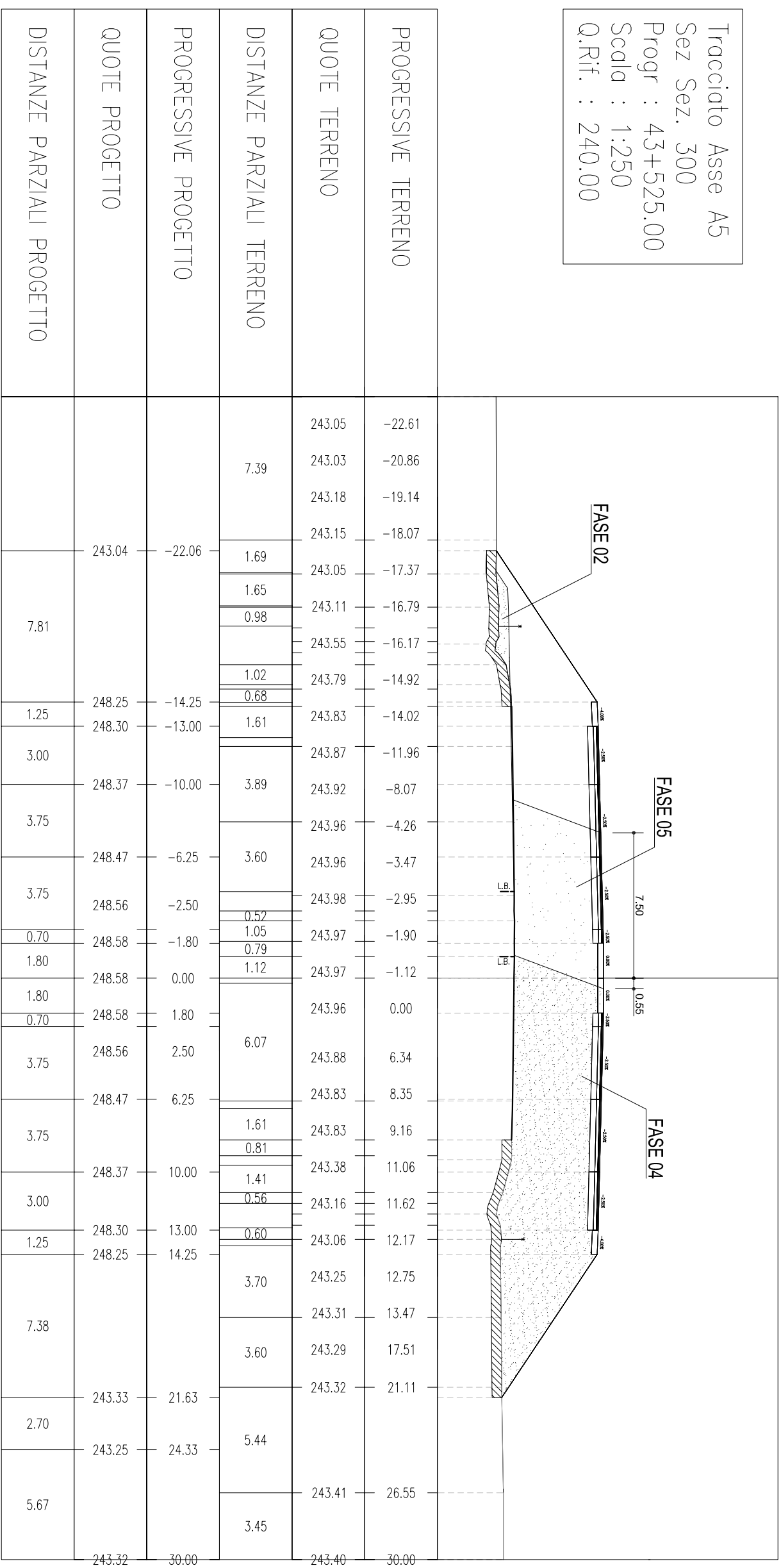
Tracciato Asse A5
 Sez Sez. 298
 Progr : 43+475.00
 Scala : 1:250
 Q.Rif. : 240.00



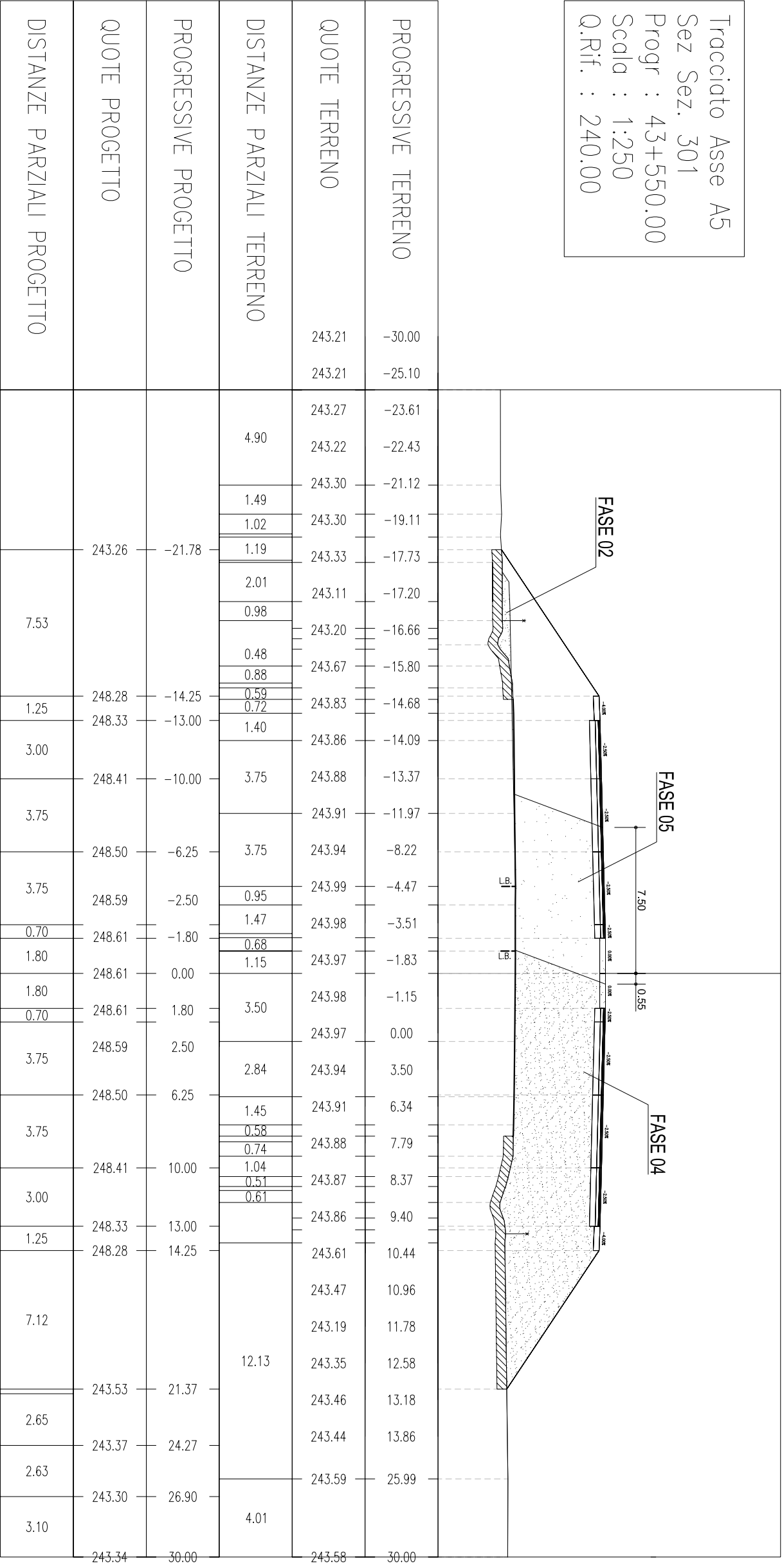
Tracciato Asse A5
 Sez. Sez. 299
 Progr : 43+500.00
 Scala : 1:250
 Q.Rif. : 240.00




Tracciato Asse A5
 Sez Sez. 300
 Progr : 43+525.00
 Scala : 1:250
 Q.Rif. : 240.00



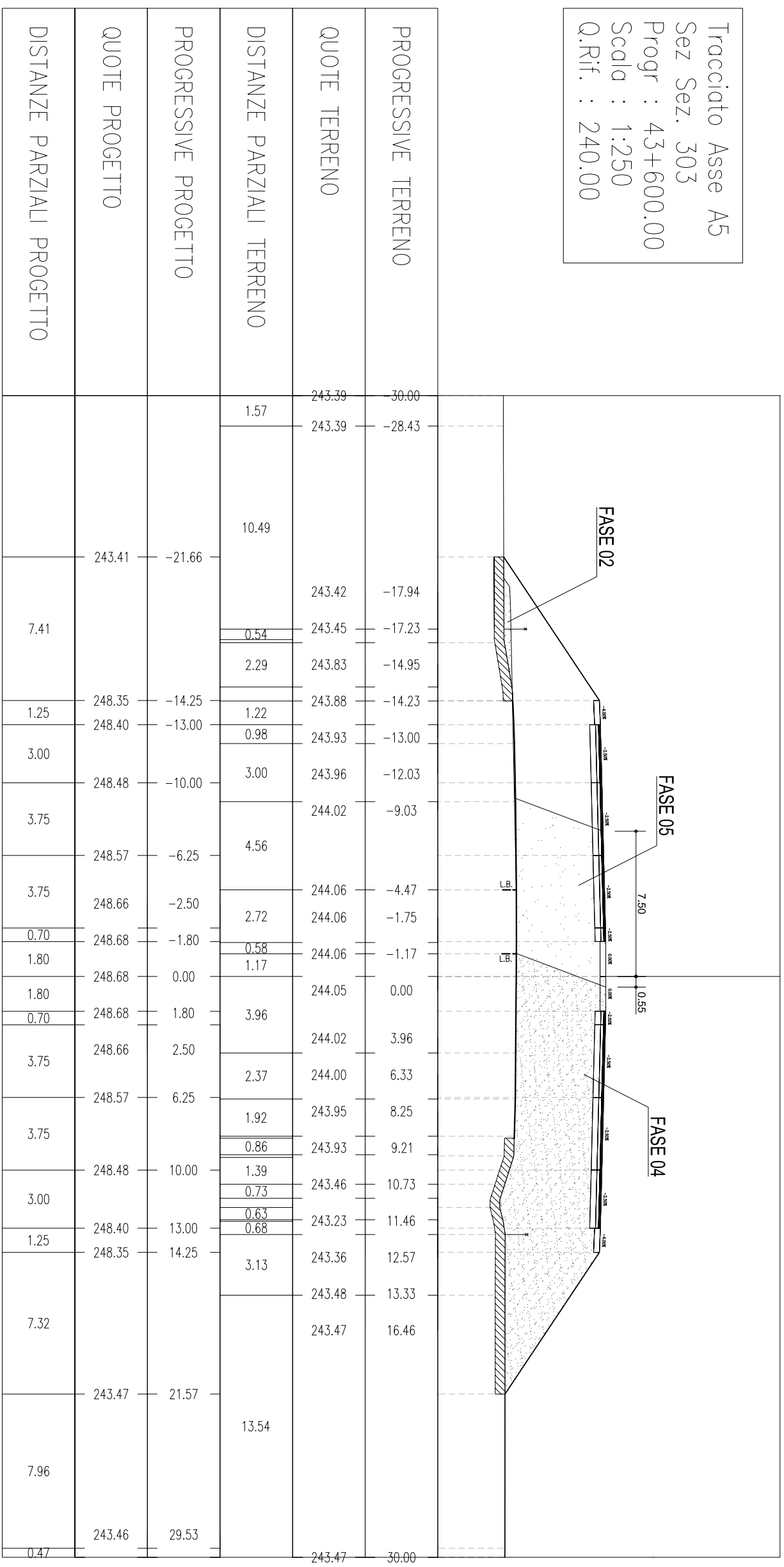
Tracciato Asse A5
 Sez Sez. 301
 Progr : 43+550.00
 Scala : 1:250
 Q.Rif. : 240.00



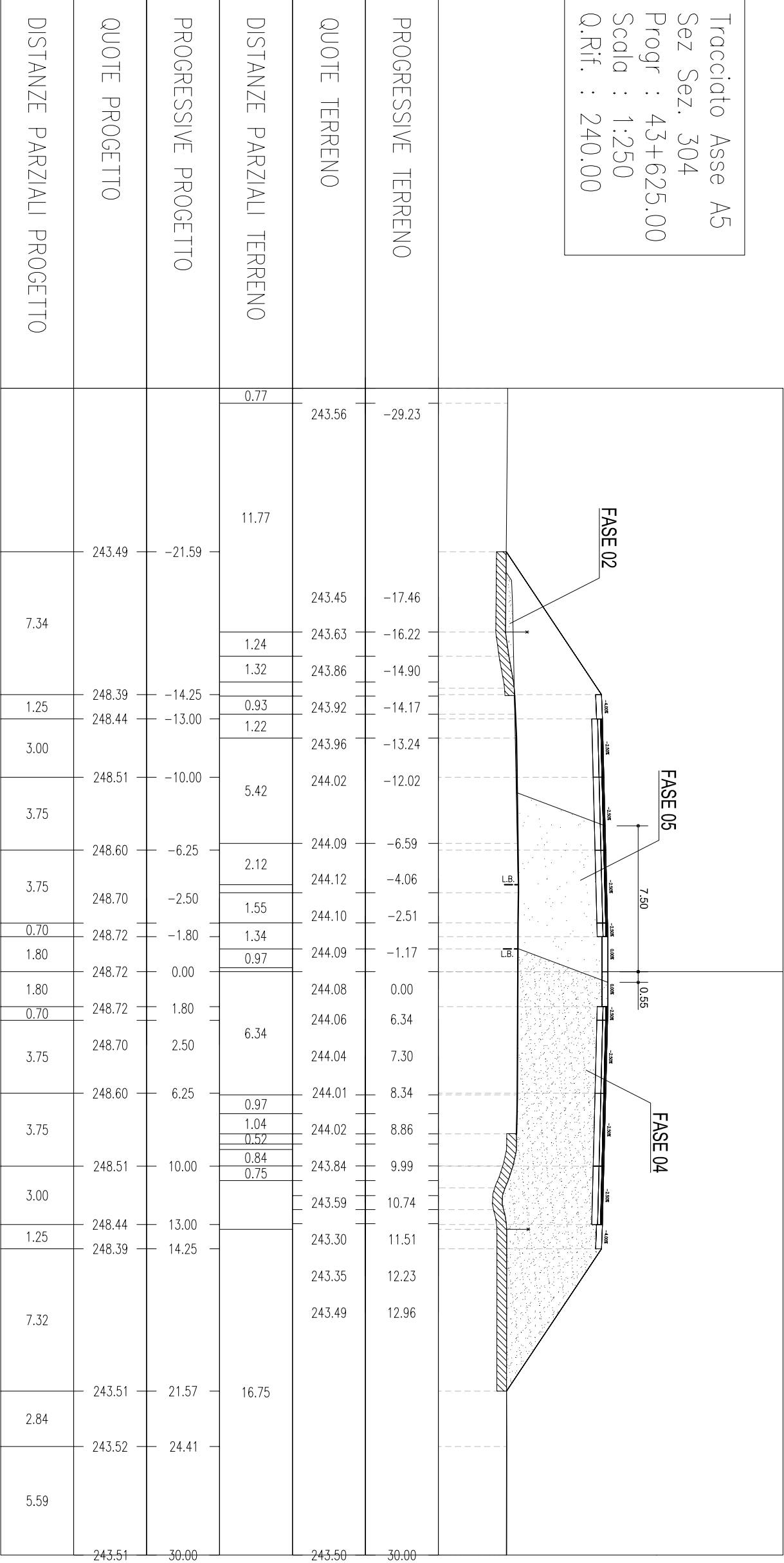
Tracciato Asse A5
 Sez Sez. 302
 Progr : 43+575.00
 Scala : 1:250
 Q.Rif. : 240.00



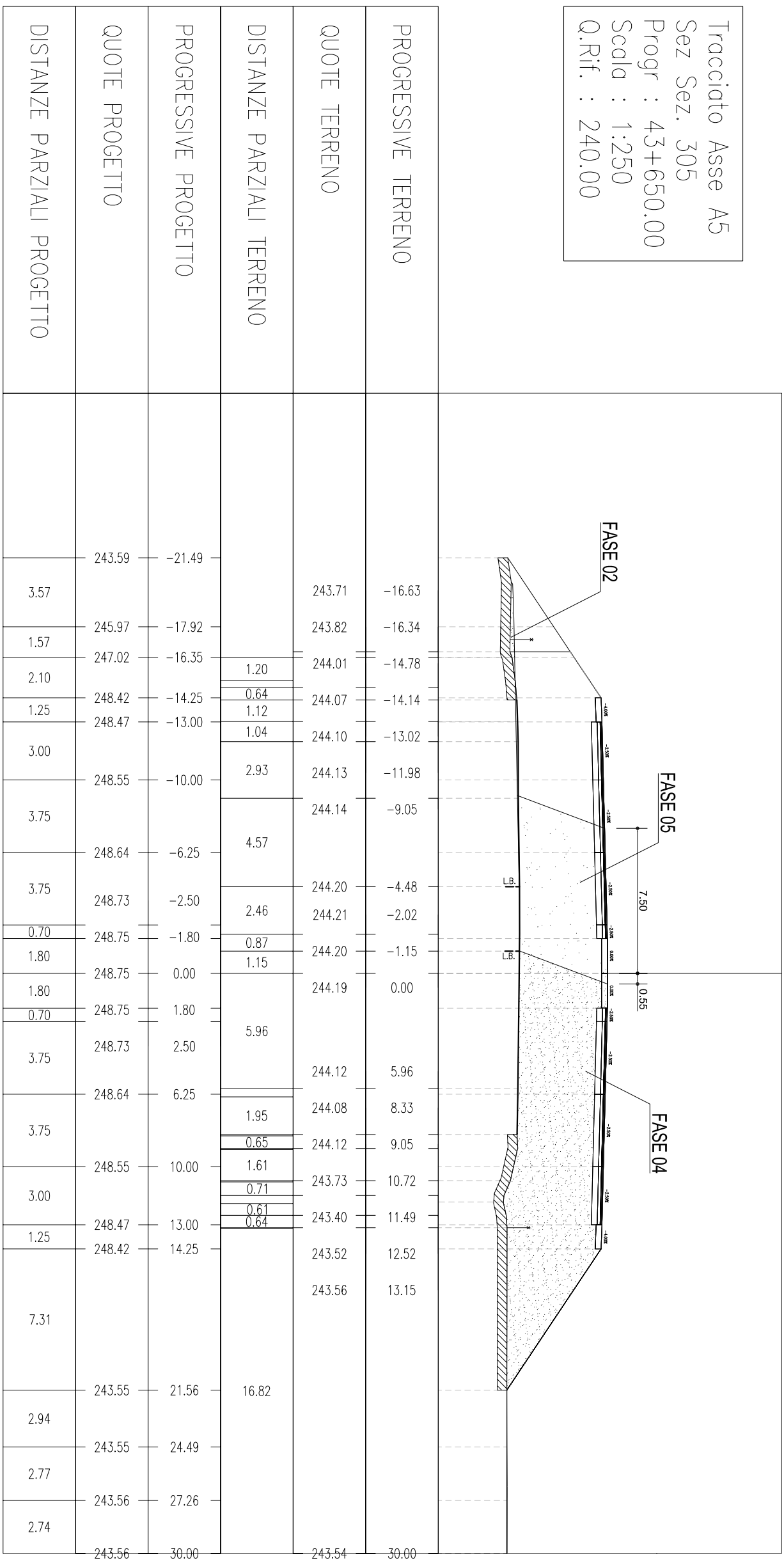
Tracciato Asse A5
 Sez Sez. 303
 Progr : 43+600.00
 Scala : 1:250
 Q.Rif. : 240.00



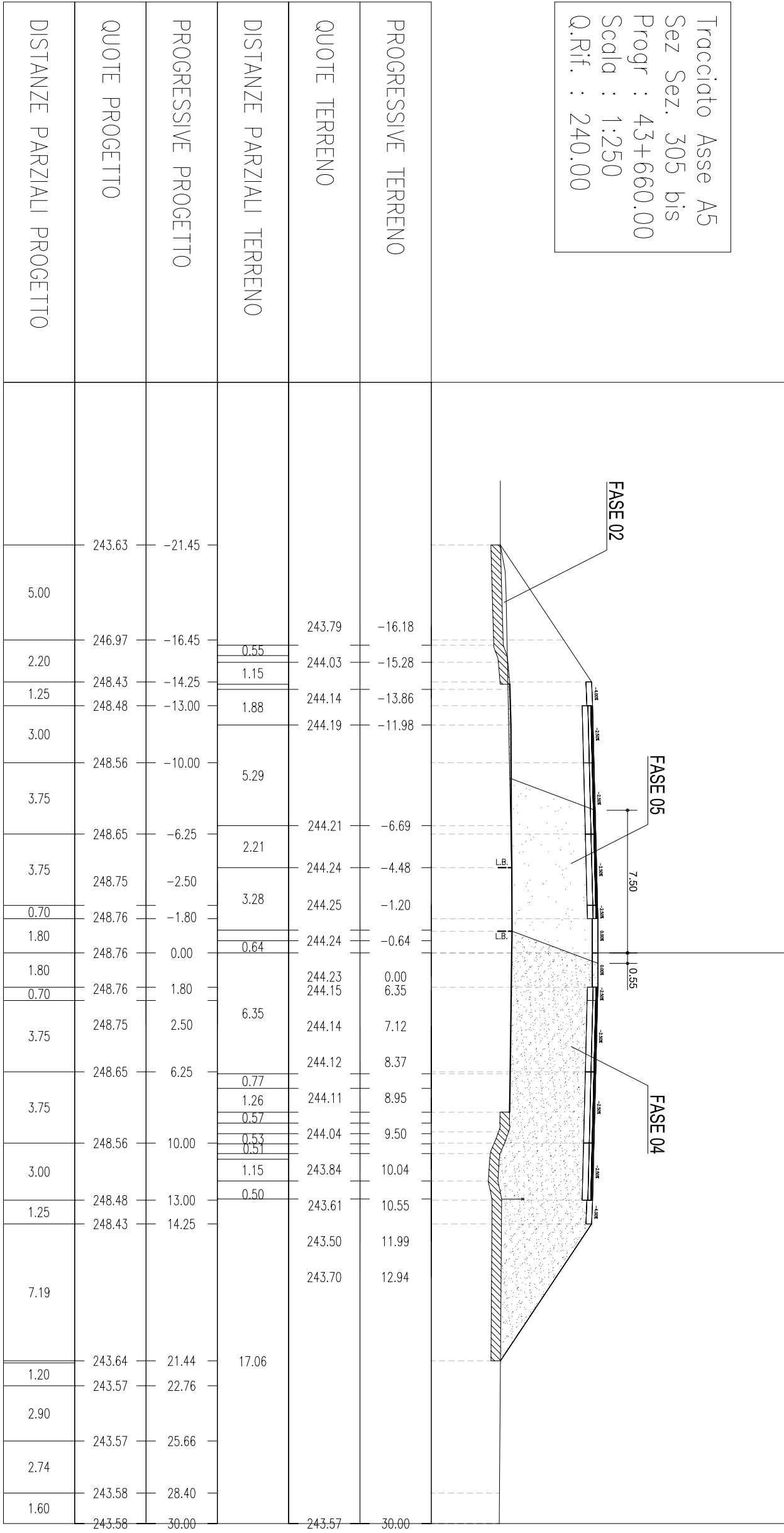
Tracciato Asse A5
 Sez Sez. 304
 Progr : 43+625.00
 Scala : 1:250
 Q.Rif. : 240.00




Tracciato Asse A5
 Sez Sez. 305
 Progr : 43+650.00
 Scala : 1:250
 Q.Rif. : 240.00



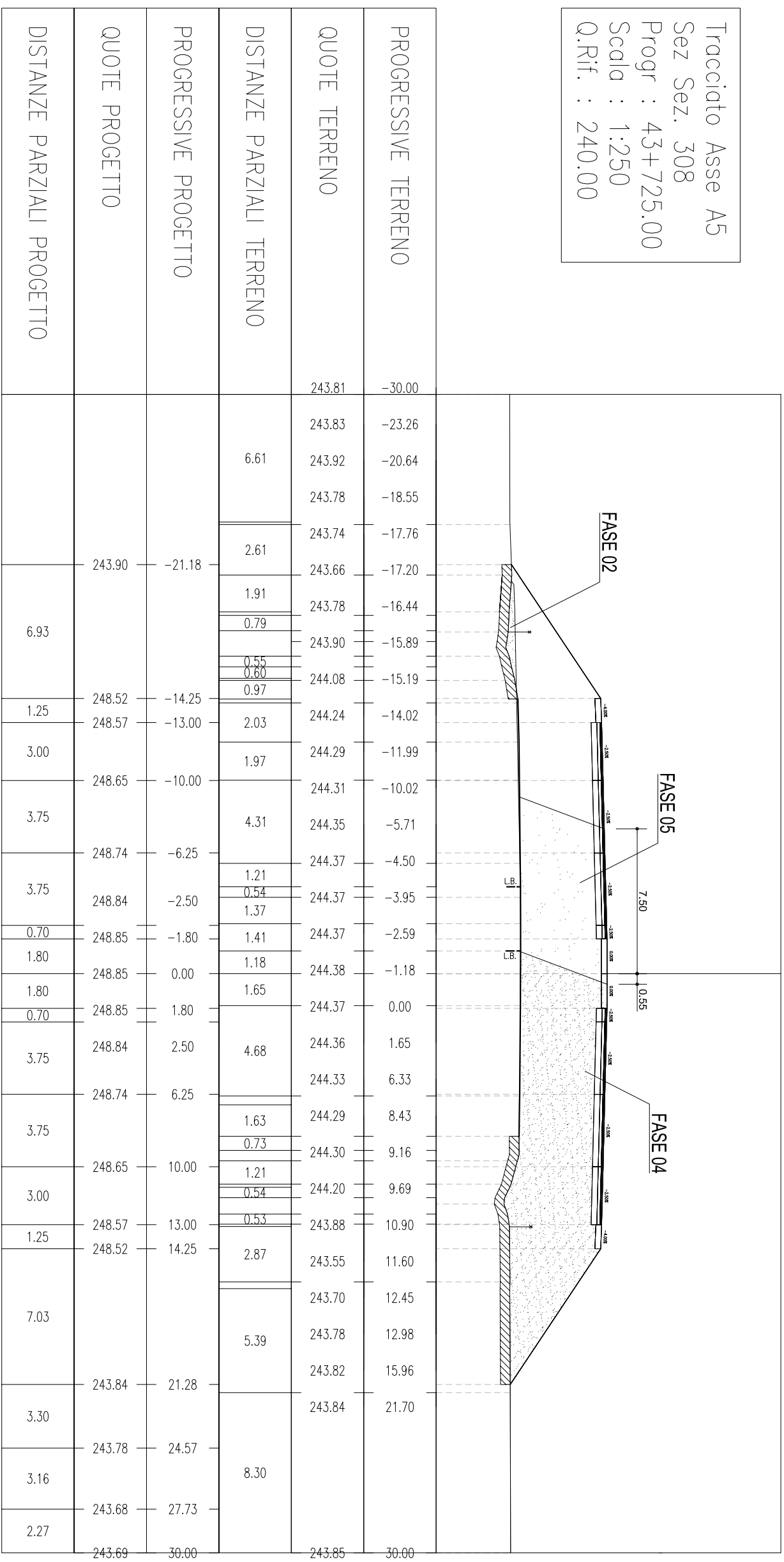
Tracciato Asse A5
 Sez Sez. 305 bis
 Progr : 43+660.00
 Scala : 1:250
 Q.Rif. : 240.00



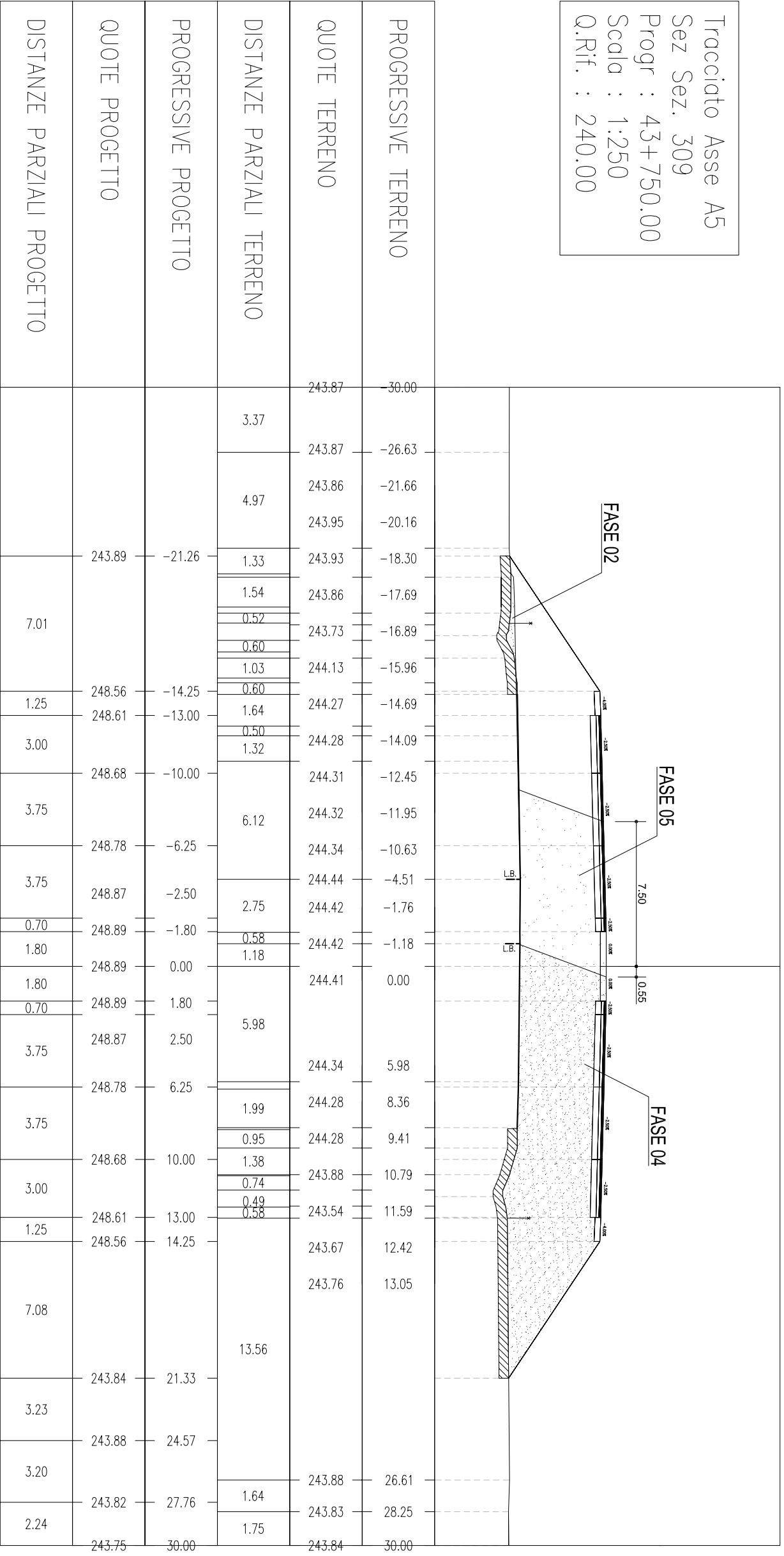
Tracciato Asse A5
 Sez Sez. 307
 Progr : 43+700.00
 Scala : 1:250
 Q.Rif. : 240.00



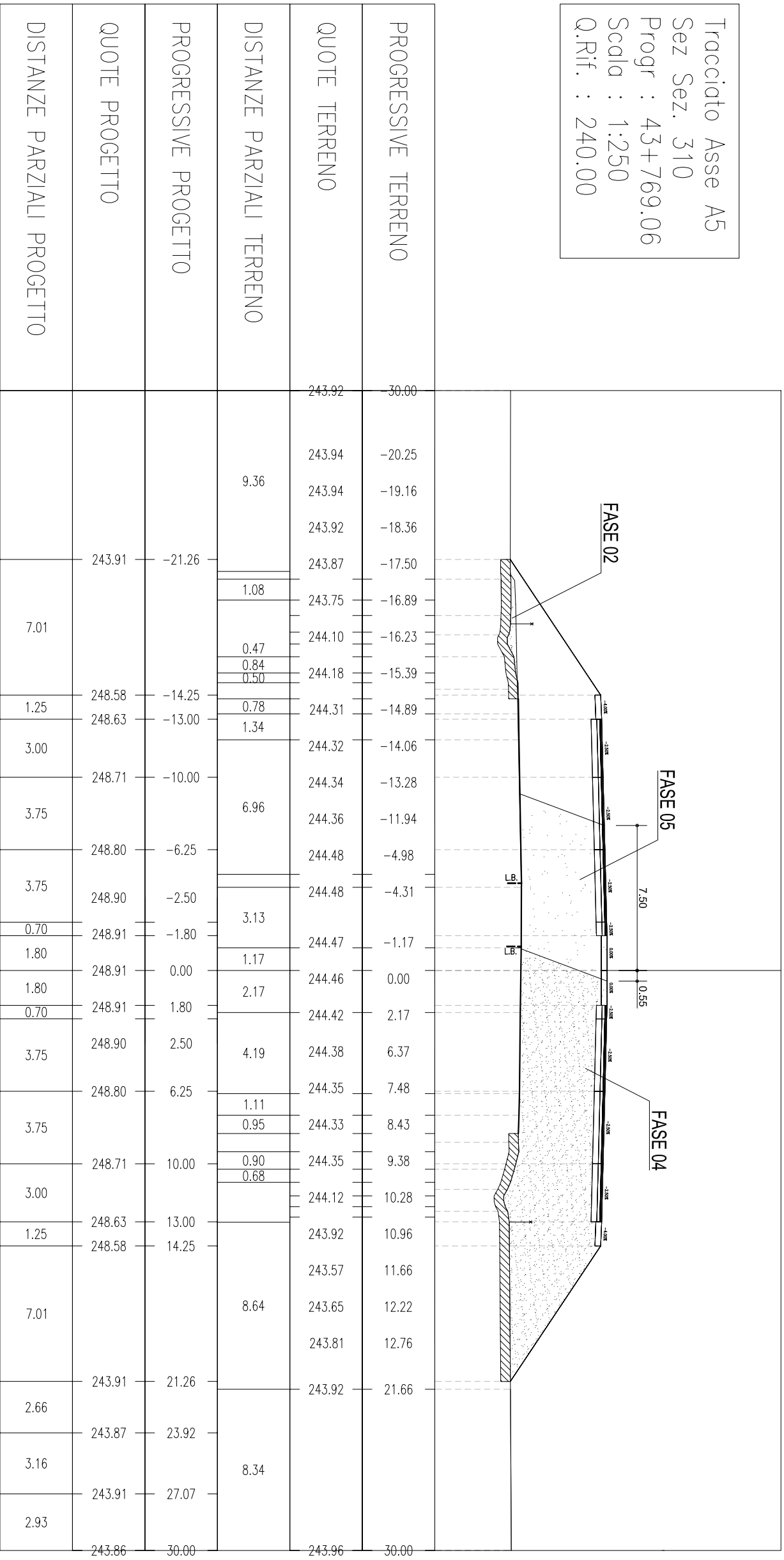
Tracciato Asse A5
 Sez Sez. 308
 Progr : 43+725.00
 Scala : 1:250
 Q.Rif. : 240.00




Tracciato Asse A5
 Sez. Sez. 309
 Progr : 43+750.00
 Scala : 1:250
 Q.Rif. : 240.00



Tracciato Asse A5
 Sez Sez. 310
 Progr : 43+769.06
 Scala : 1:250
 Q.Rif. : 240.00

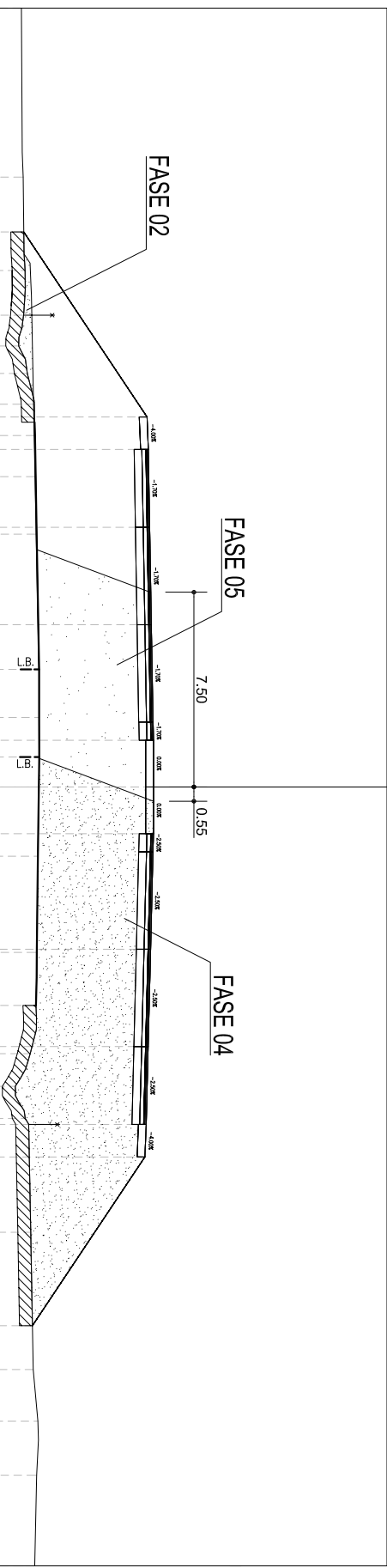


Tracciato Asse A5
 Sez. Sez. 311
 Progr : 43+775.00
 Scala : 1:250
 Q.Rif. : 240.00

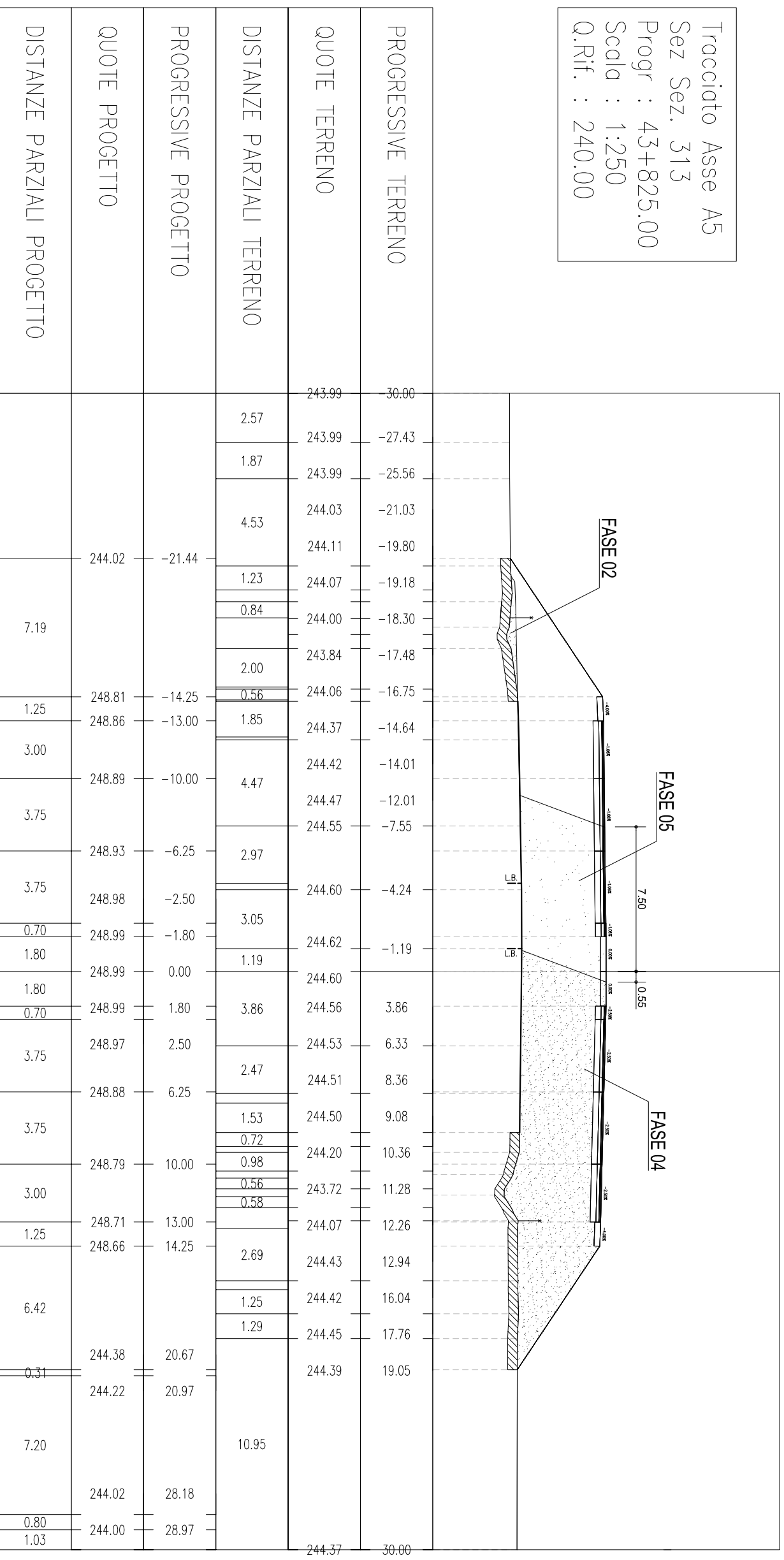


Tracciato Asse A5
 Sez Sez. 312
 Progr : 43+800.00
 Scala : 1:250
 Q.Rif. : 240.00

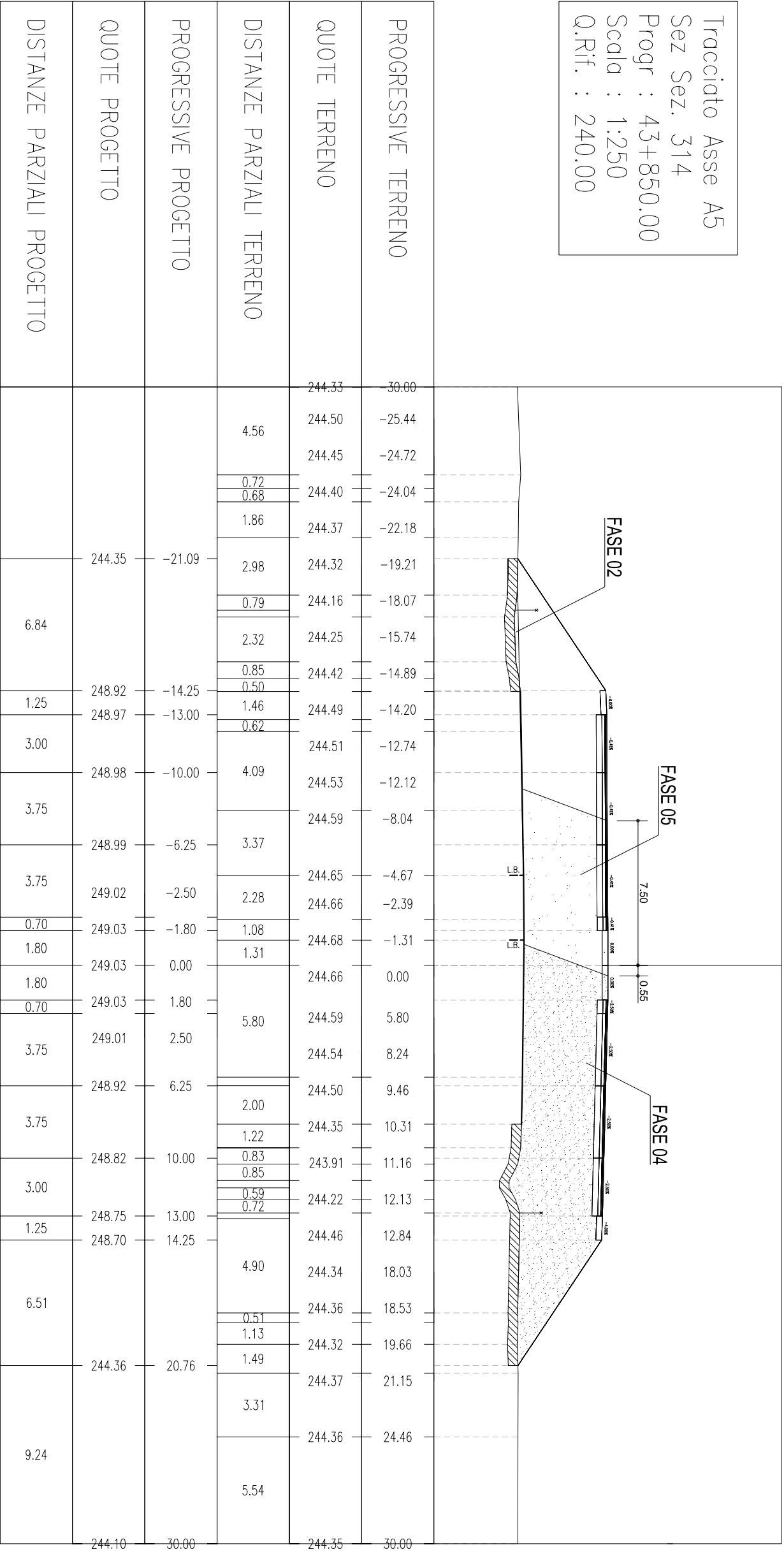
DISTANZE PARZIALI PROGETTO	QUOTE PROGETTO	PROGRESSIVE PROGETTO	DISTANZE PARZIALI TERRENO	QUOTE TERRENO	PROGRESSIVE TERRENO
			5.55	244.02	-19.14
				243.95	-18.17
			0.96	243.86	-17.61
			2.91	243.77	-16.98
	243.96	-21.37	0.69	244.02	-16.47
			0.75	244.10	-15.93
7.12			0.60	244.37	-14.74
			0.55	244.38	-14.05
	248.71	-14.25	1.03	244.39	-13.53
1.25			0.69	244.42	-11.95
	248.76	-13.00	0.52	244.46	-9.73
3.00			1.58	244.55	-4.53
	248.81	-10.00	2.22	244.55	-2.68
3.75			5.21	244.56	-1.15
	248.88	-6.25	1.85	244.54	0.00
3.75			1.52	244.51	2.67
	248.95	-2.50	1.15	244.46	6.37
0.70			2.67	244.46	7.34
1.80			3.70	244.43	8.42
	248.96	0.00	0.97	244.45	9.35
0.70			1.08	244.21	10.27
3.75			0.92	244.03	10.86
	248.94	2.50	0.59	243.63	11.53
	248.85	6.25	4.17	243.77	12.15
	248.75	10.00	5.28	244.02	12.77
3.00			1.99	244.23	17.15
	248.68	13.00	0.72	244.32	22.44
1.25			1.36	244.50	24.43
	248.63	14.25	3.49	244.52	25.15
6.50				244.46	26.51
	244.29	20.75		244.38	30.00
0.22					
	244.08	21.12			
	243.98	24.73			
	243.96	25.55			
	243.92	28.10			
	243.95	30.00			



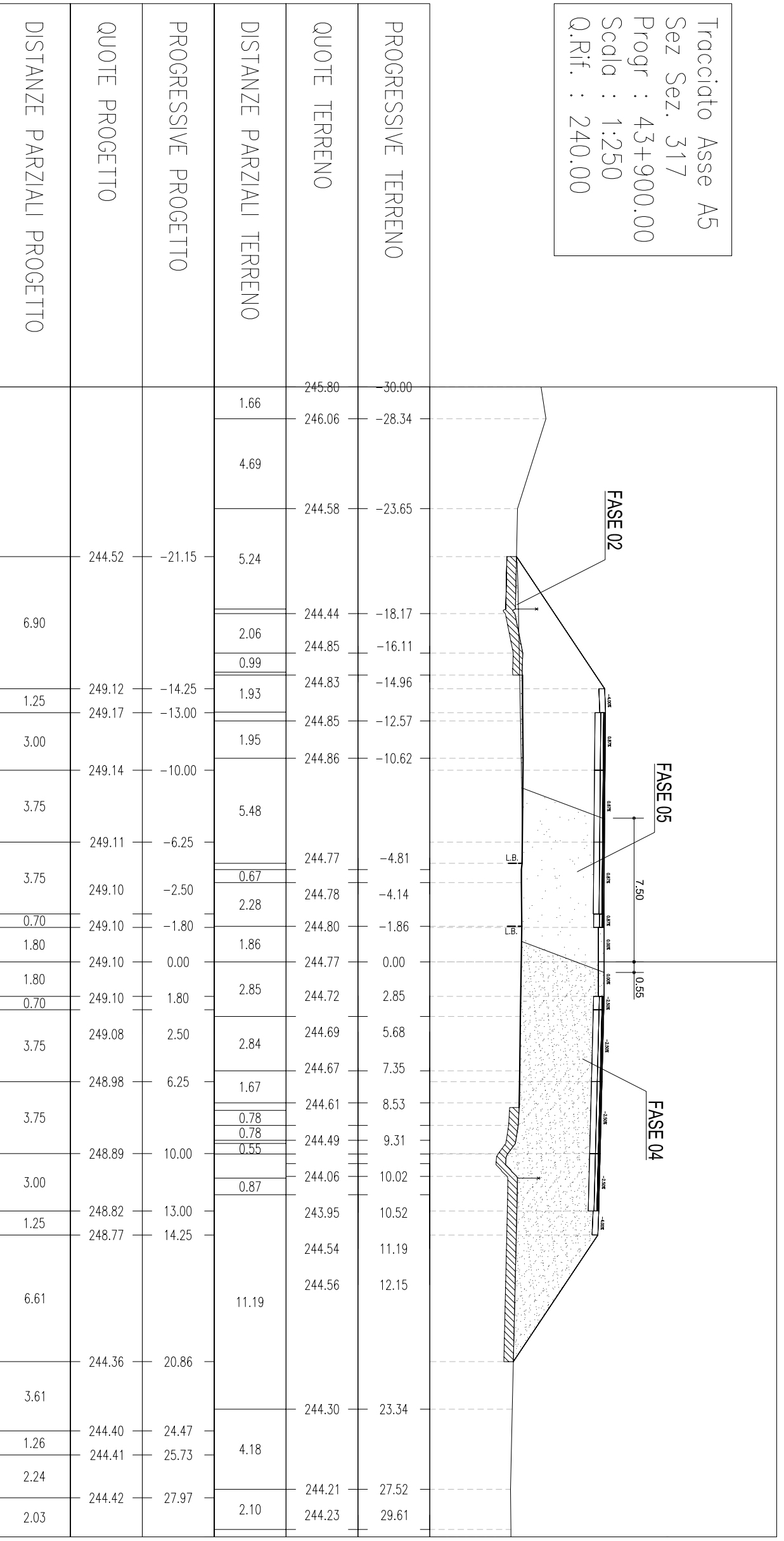
Tracciato Asse A5
 Sez. Sez. 313
 Progr : 43+825.00
 Scala : 1:250
 Q.Rif. : 240.00



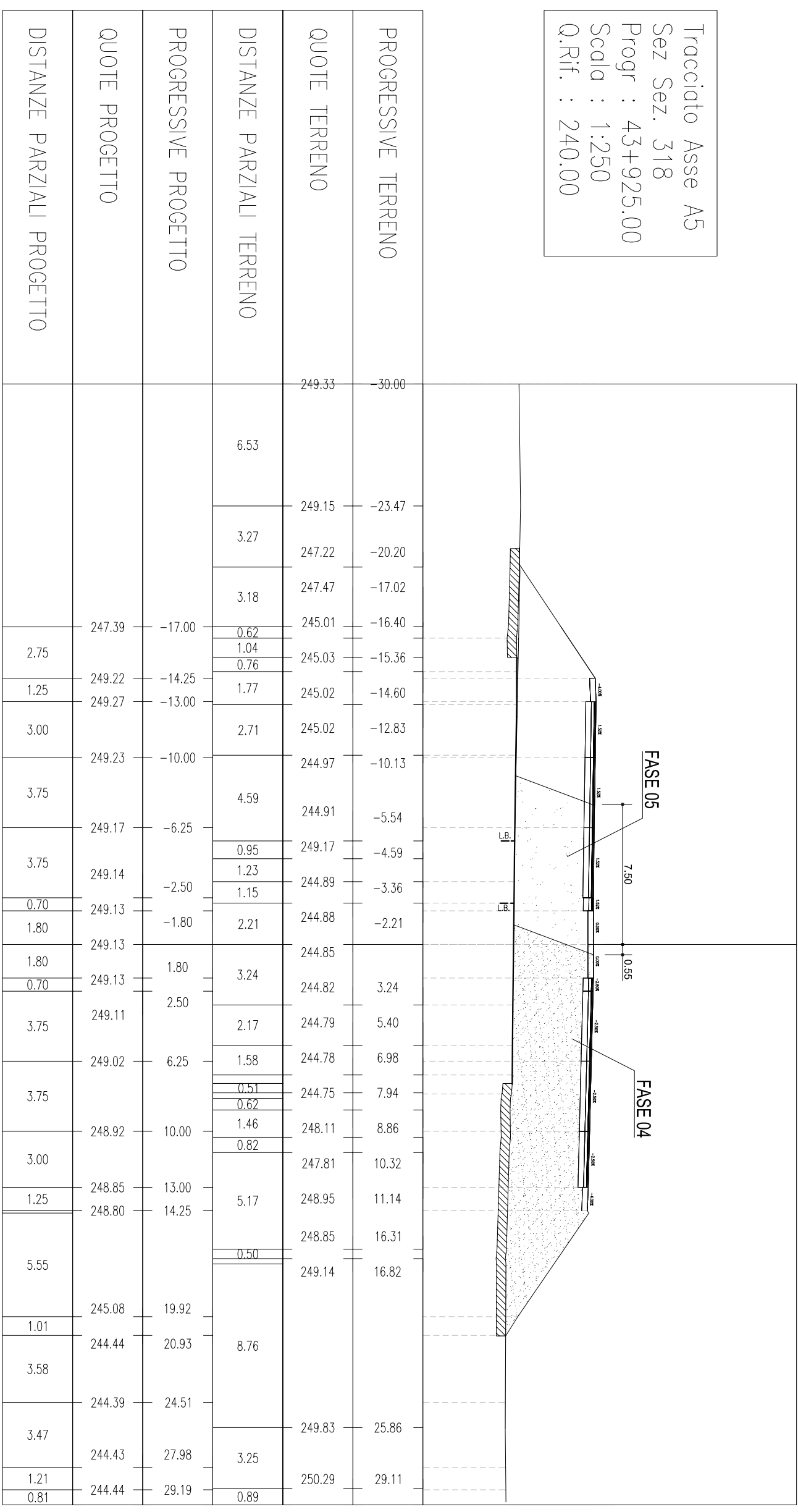
Tracciato Asse A5
 Sez Sez. 314
 Progr : 43+850.00
 Scala : 1:250
 Q.Rif. : 240.00



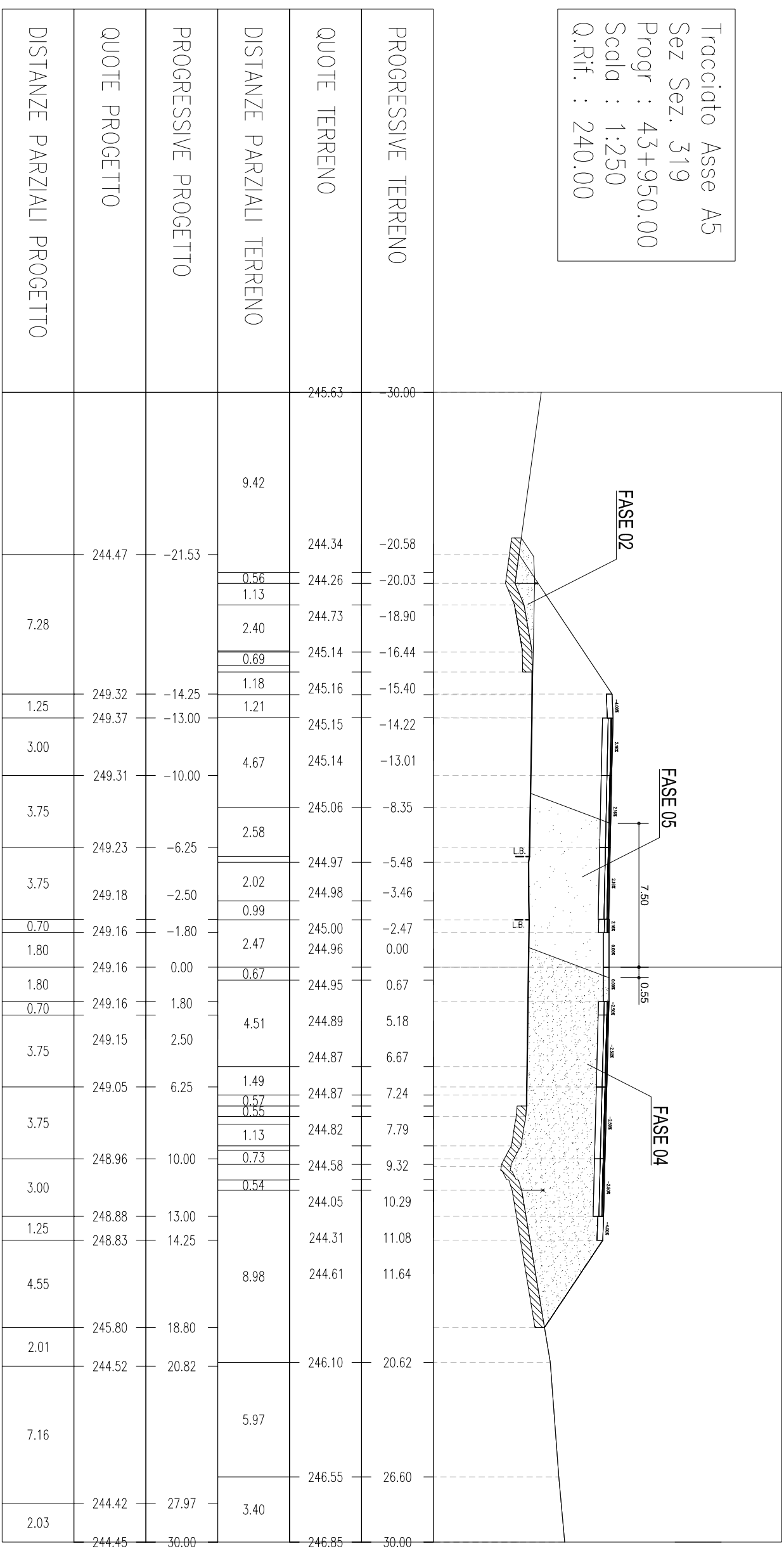
Tracciato Asse A5
 Sez Sez. 317
 Progr : 43+900.00
 Scala : 1:250
 Q.Rif. : 240.00




Tracciato Asse A5
 Sez Sez. 318
 Progr : 43+925.00
 Scala : 1:250
 Q.Rif. : 240.00



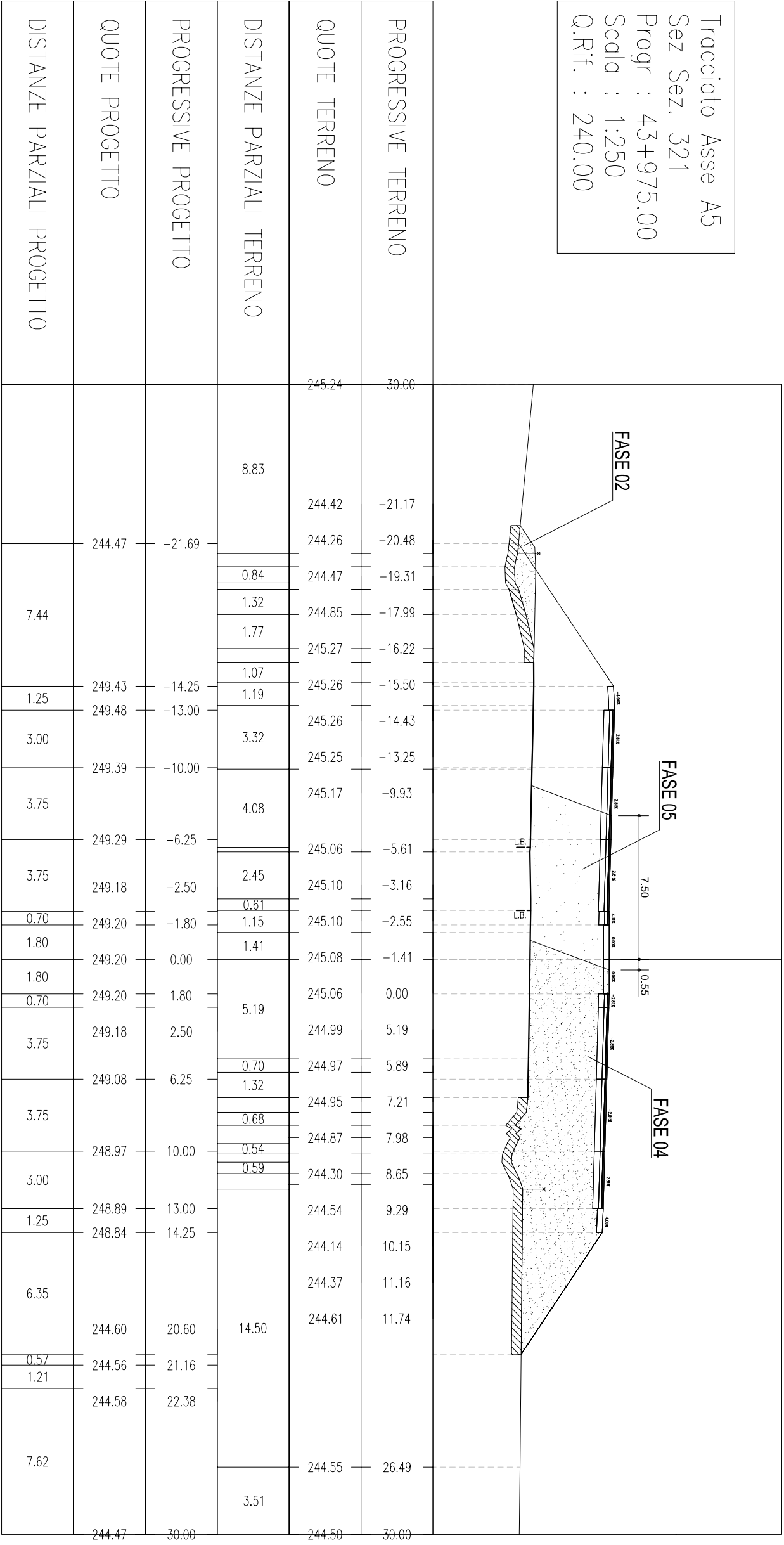
Tracciato Asse A5
 Sez. Sez. 319
 Progr : 43+950.00
 Scala : 1:250
 Q.Rif. : 240.00



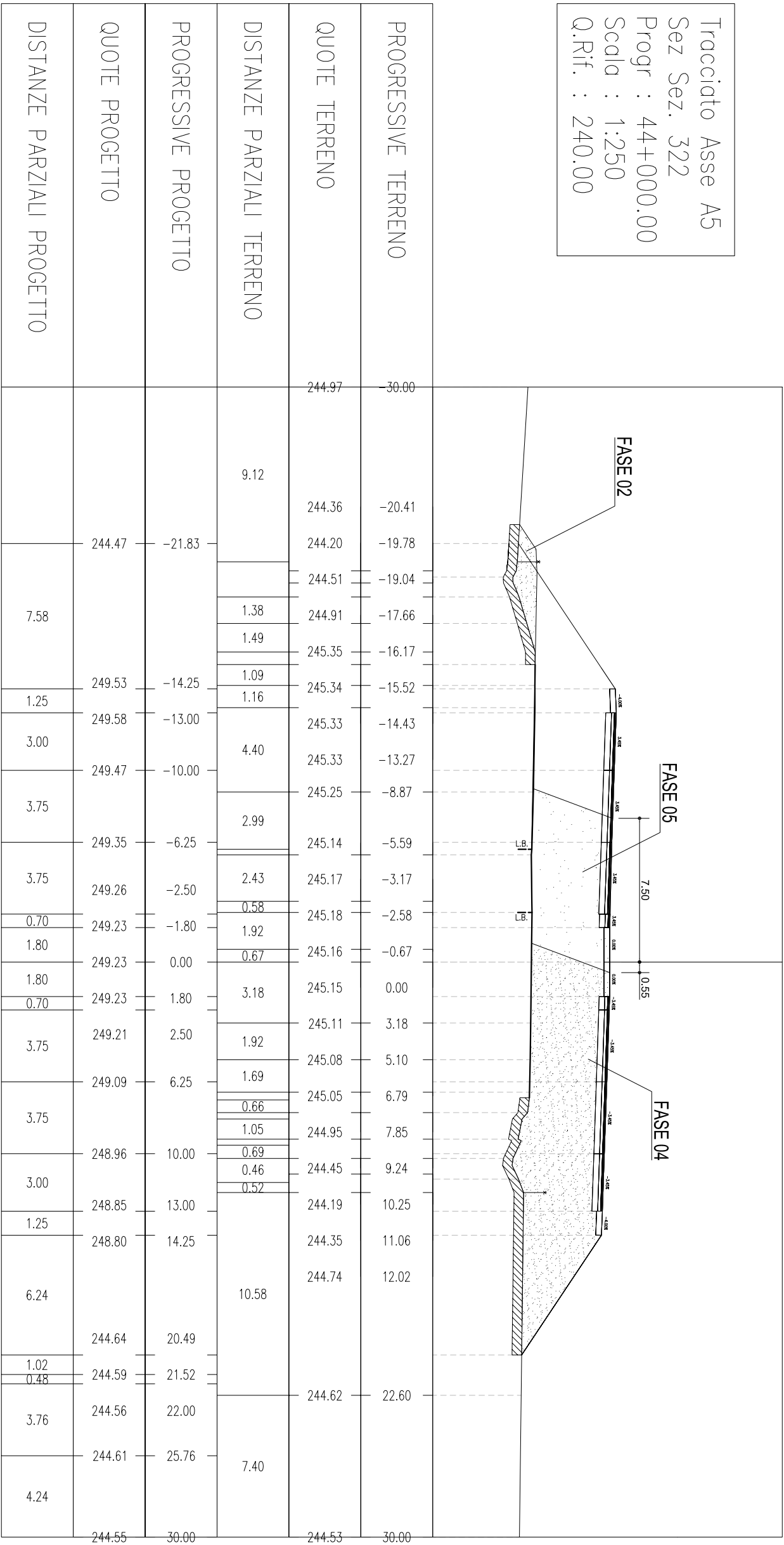
Tracciato Asse A5
 Sez Sez. 320
 Progr : 43+963.10
 Scala : 1:250
 Q.Rif. : 240.00




Tracciato Asse A5
 Sez Sez. 321
 Progr : 43+975.00
 Scala : 1:250
 Q.Rif. : 240.00



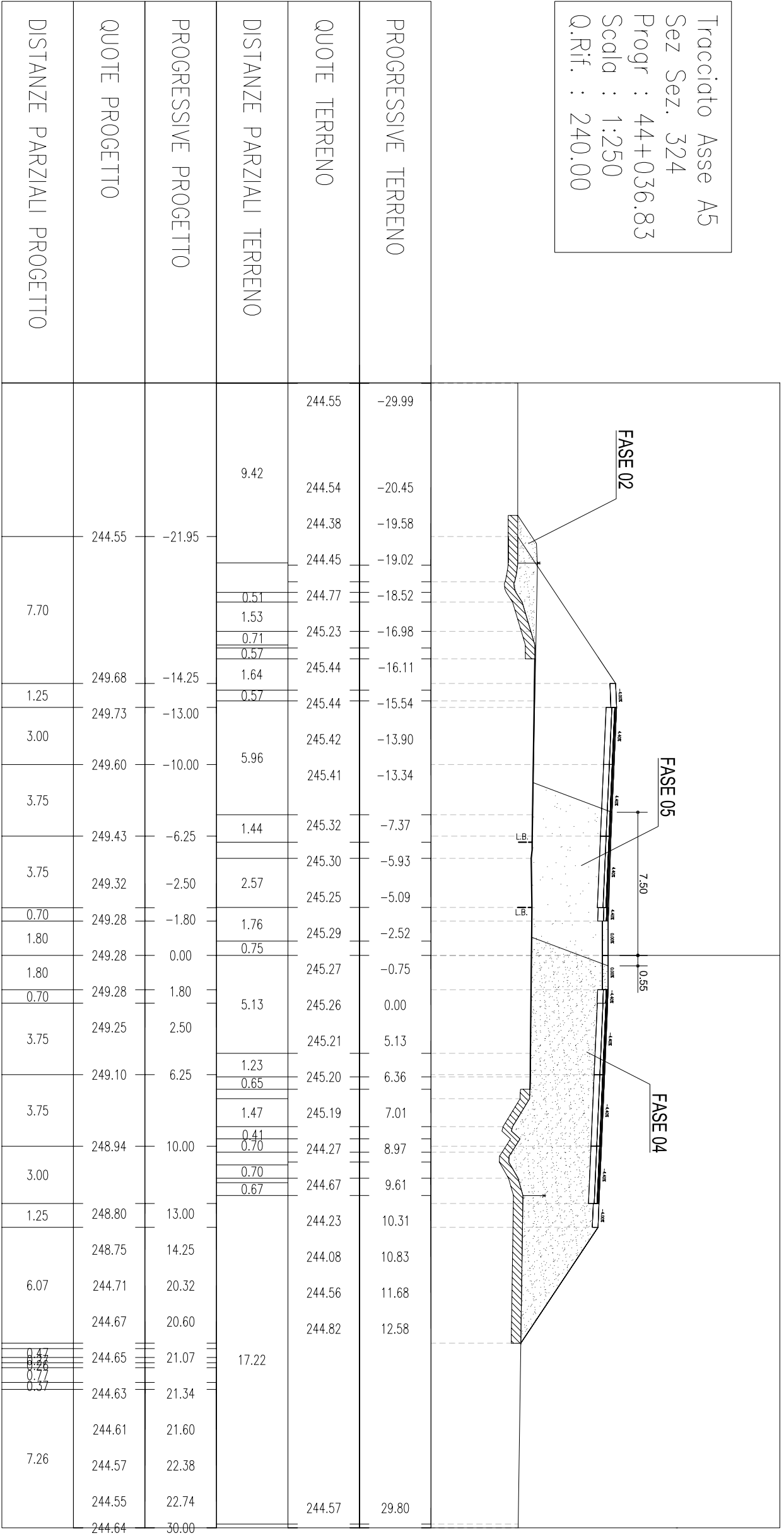
Tracciato Asse A5
 Sez Sez. 322
 Progr : 44+000.00
 Scala : 1:250
 Q.Rif. : 240.00



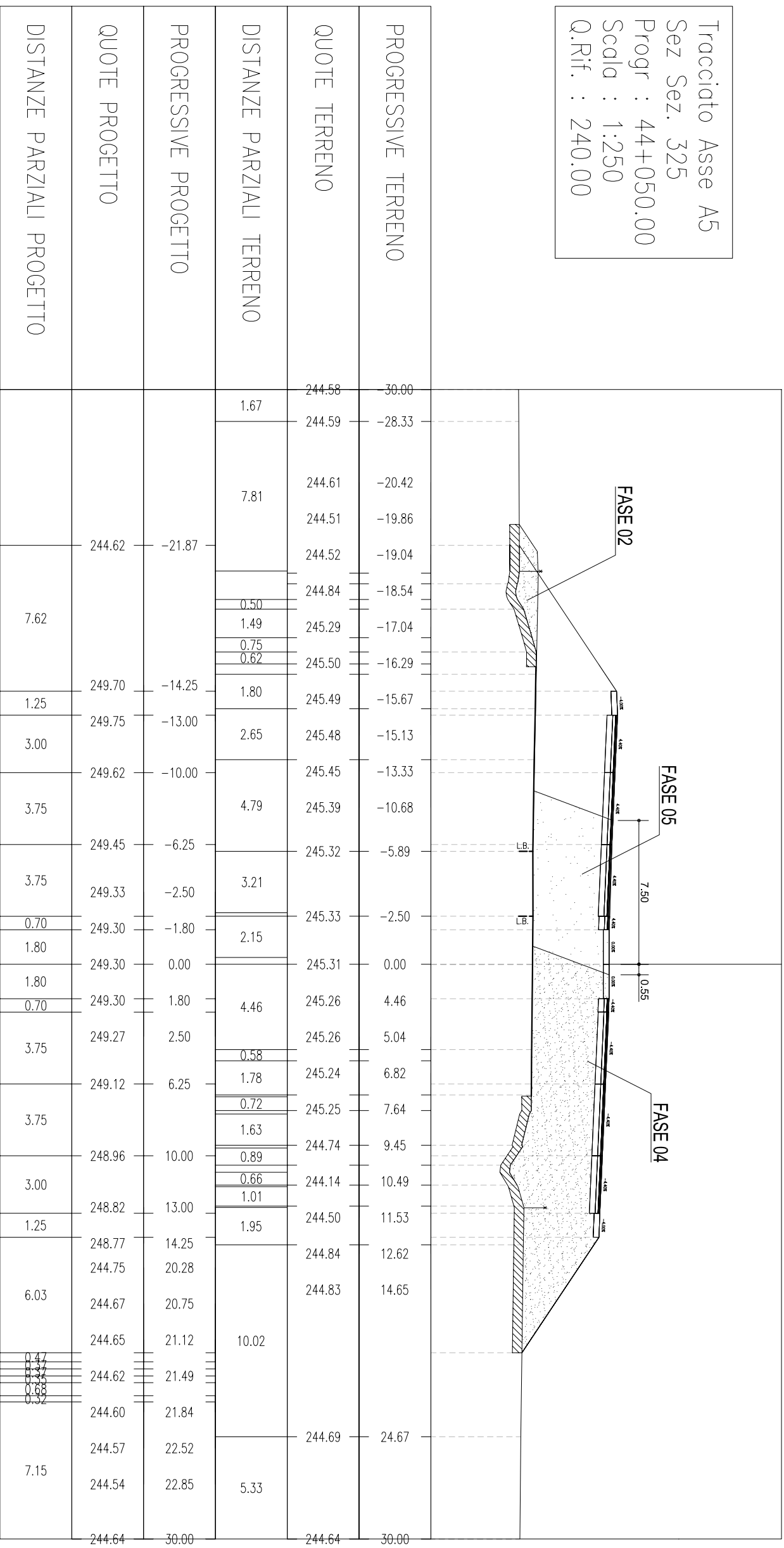
Tracciato Asse A5
 Sez Sez. 323
 Progr : 44+025.00
 Scala : 1:250
 Q.Rif. : 240.00



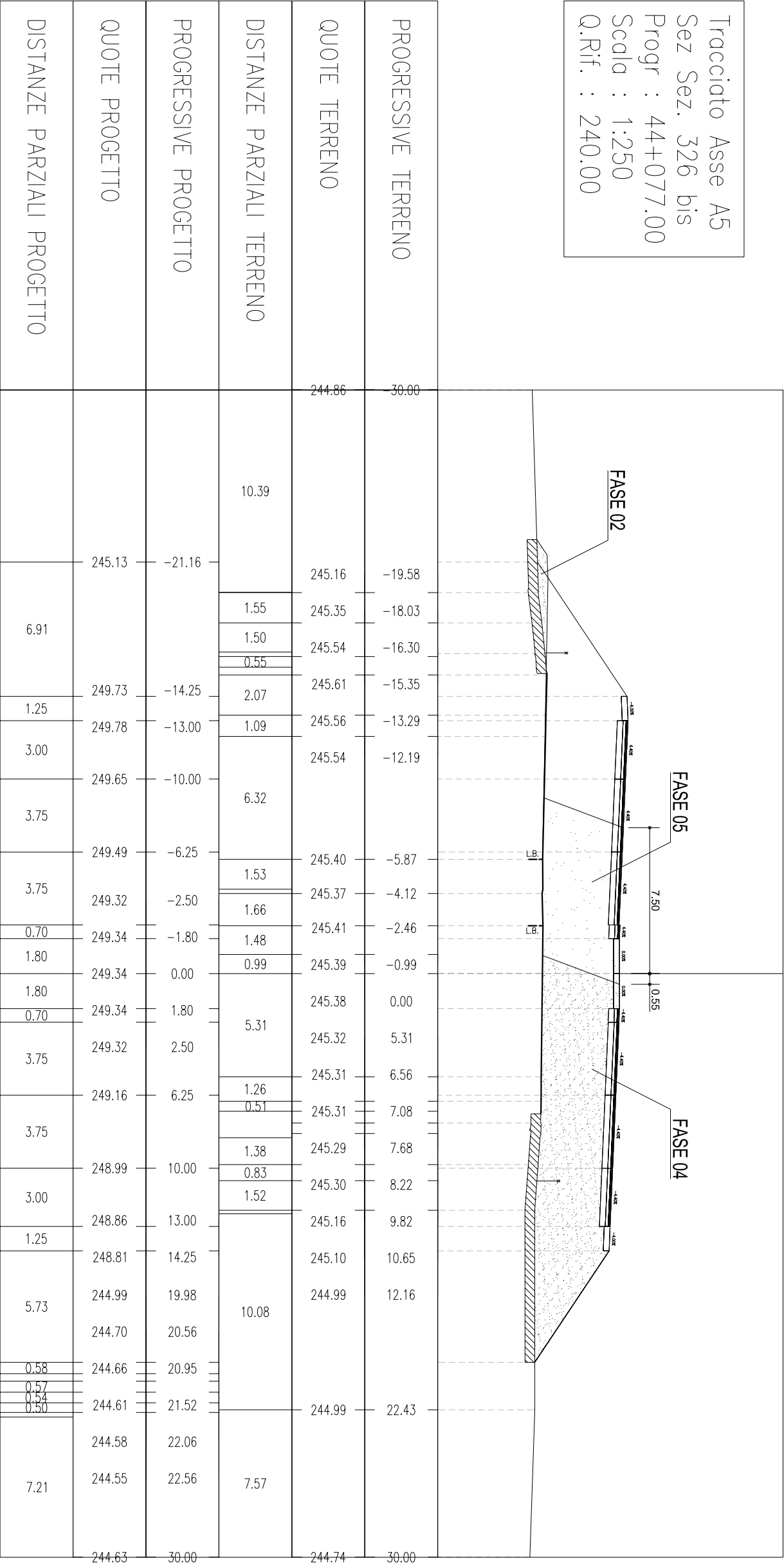
Tracciato Asse A5
 Sez Sez. 324
 Progr : 44+036.83
 Scala : 1:250
 Q.Rif. : 240.00



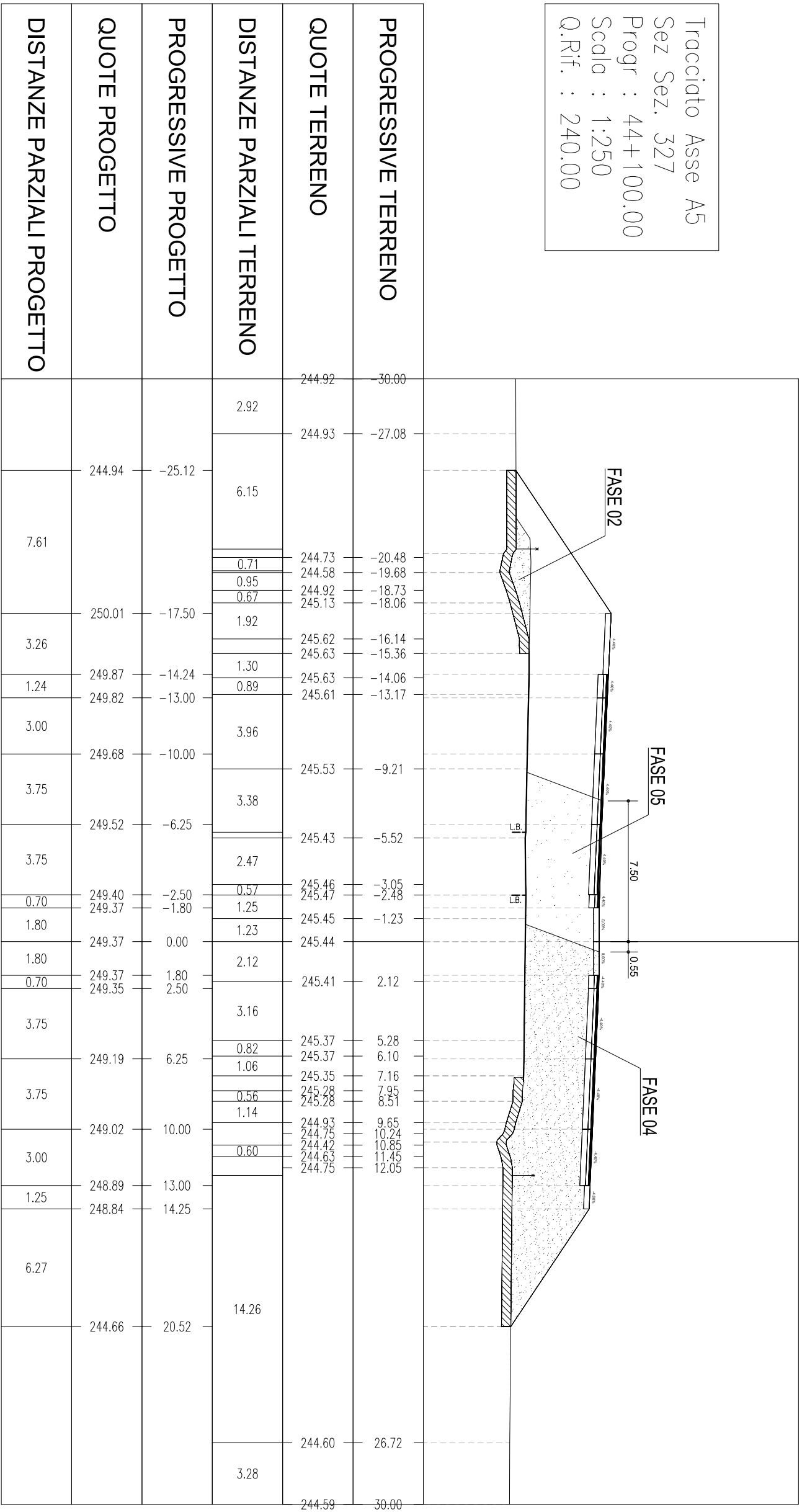
Tracciato Asse A5
 Sez. Sez. 325
 Progr : 44+050.00
 Scala : 1:250
 Q.Rif. : 240.00



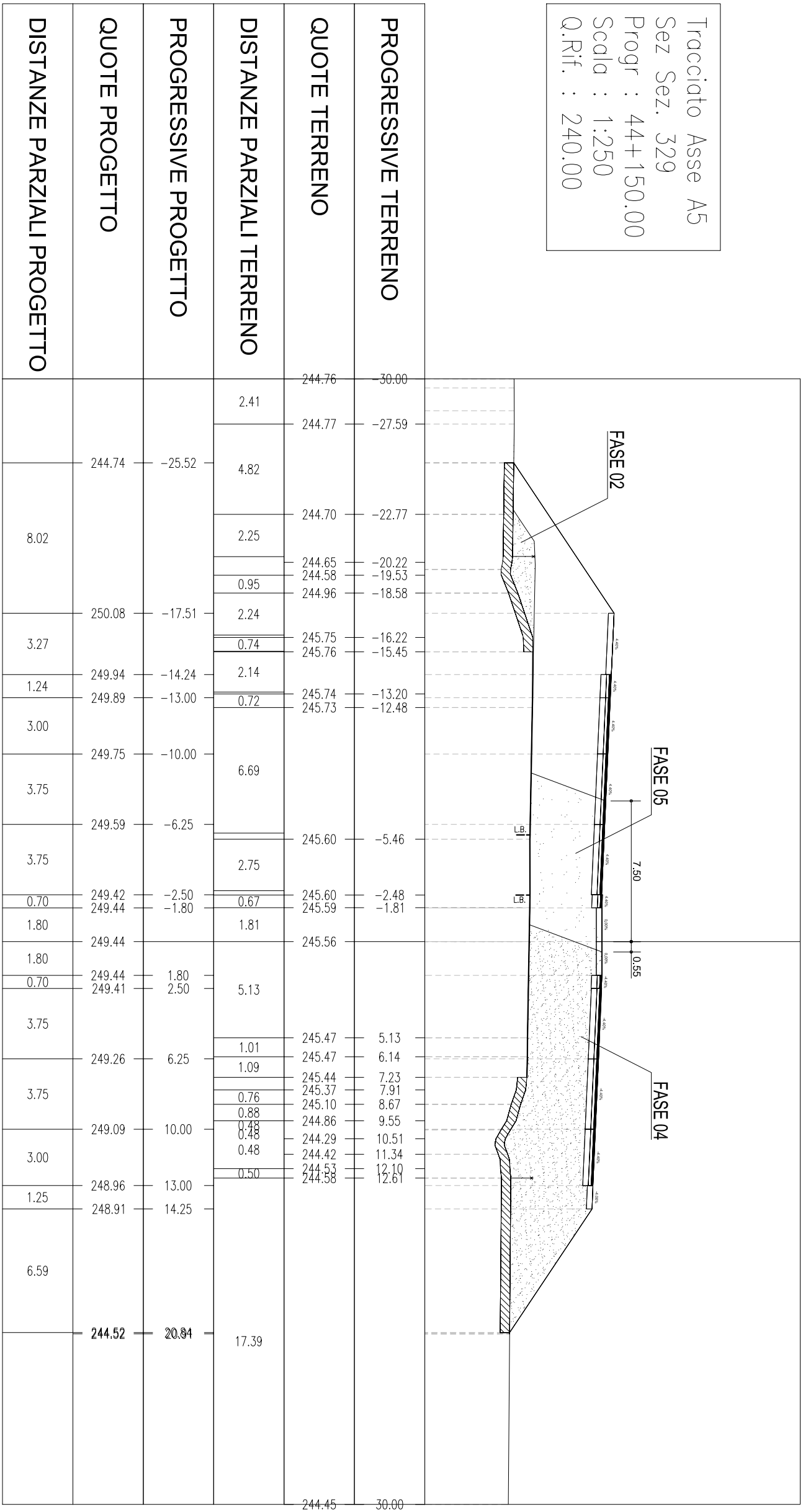
Tracciato Asse A5
 Sez. Sez. 326 bis
 Progr : 44+077.00
 Scala : 1:250
 Q.Rif. : 240.00



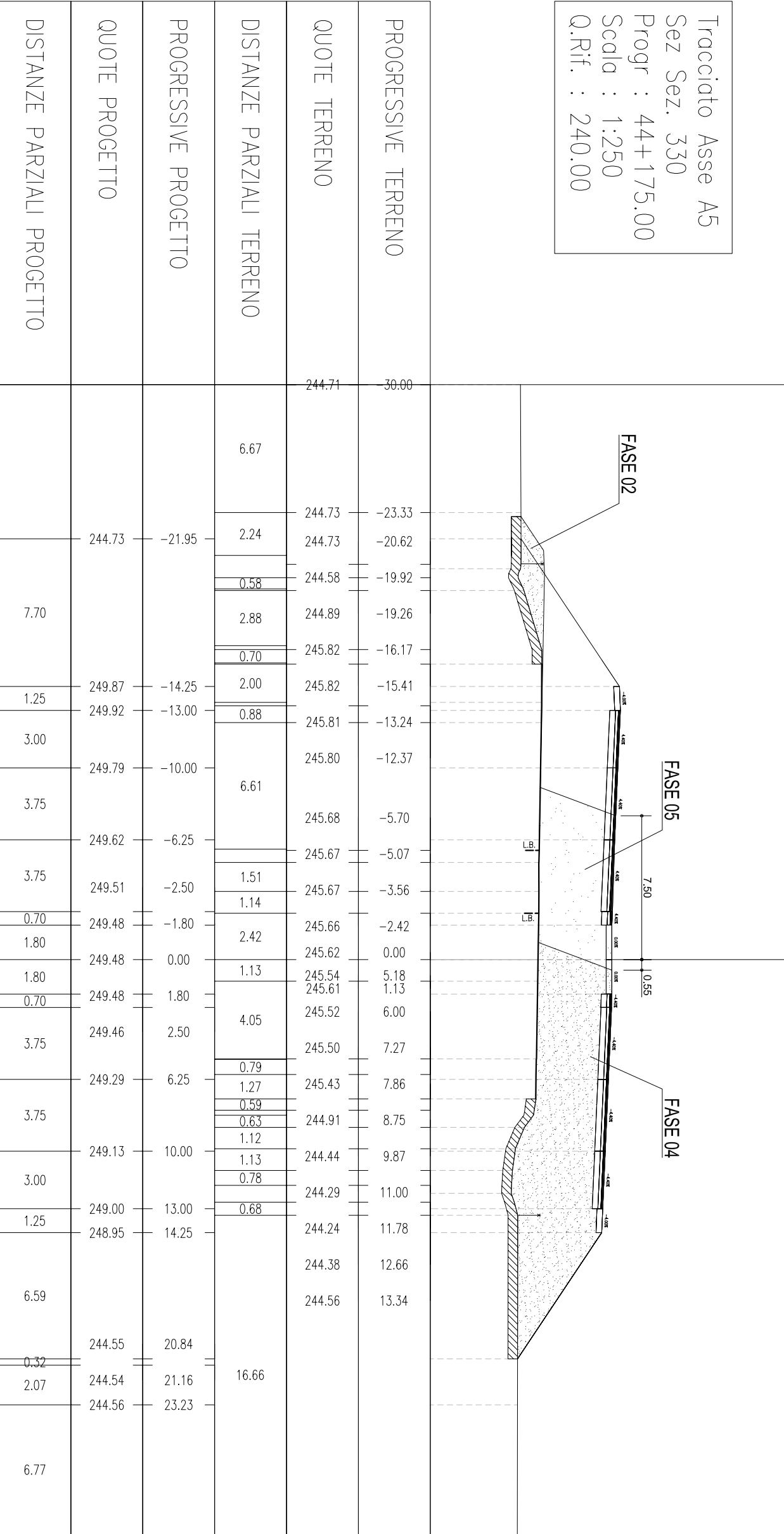
Tracciato Asse A5
 Sez Sez. 327
 Progr : 44+100.00
 Scala : 1:250
 Q.Rif. : 240.00



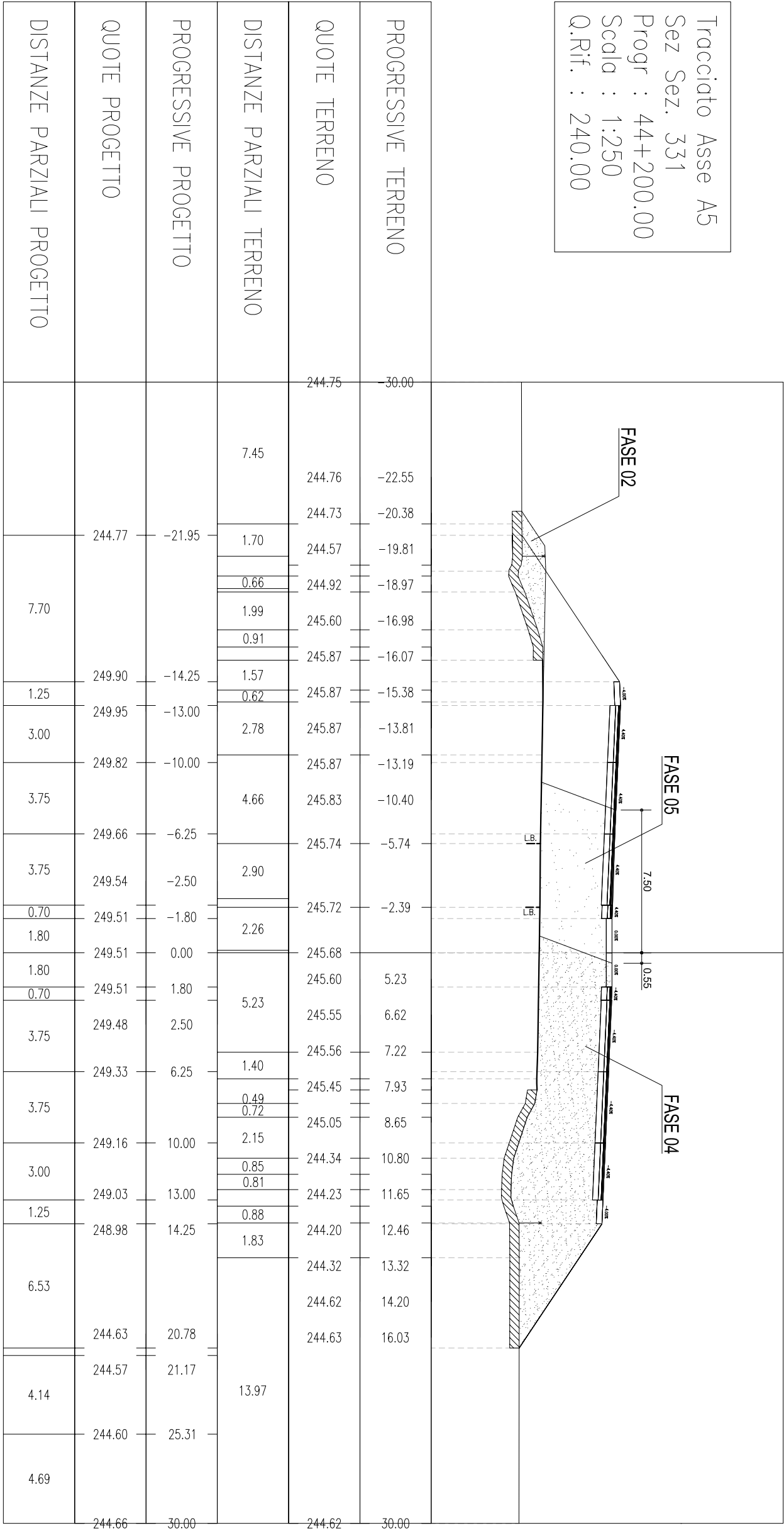
Tracciato Asse A5
 Sez. Sez. 329
 Progr. : 44+150.00
 Scala : 1:250
 Q.Rif. : 240.00



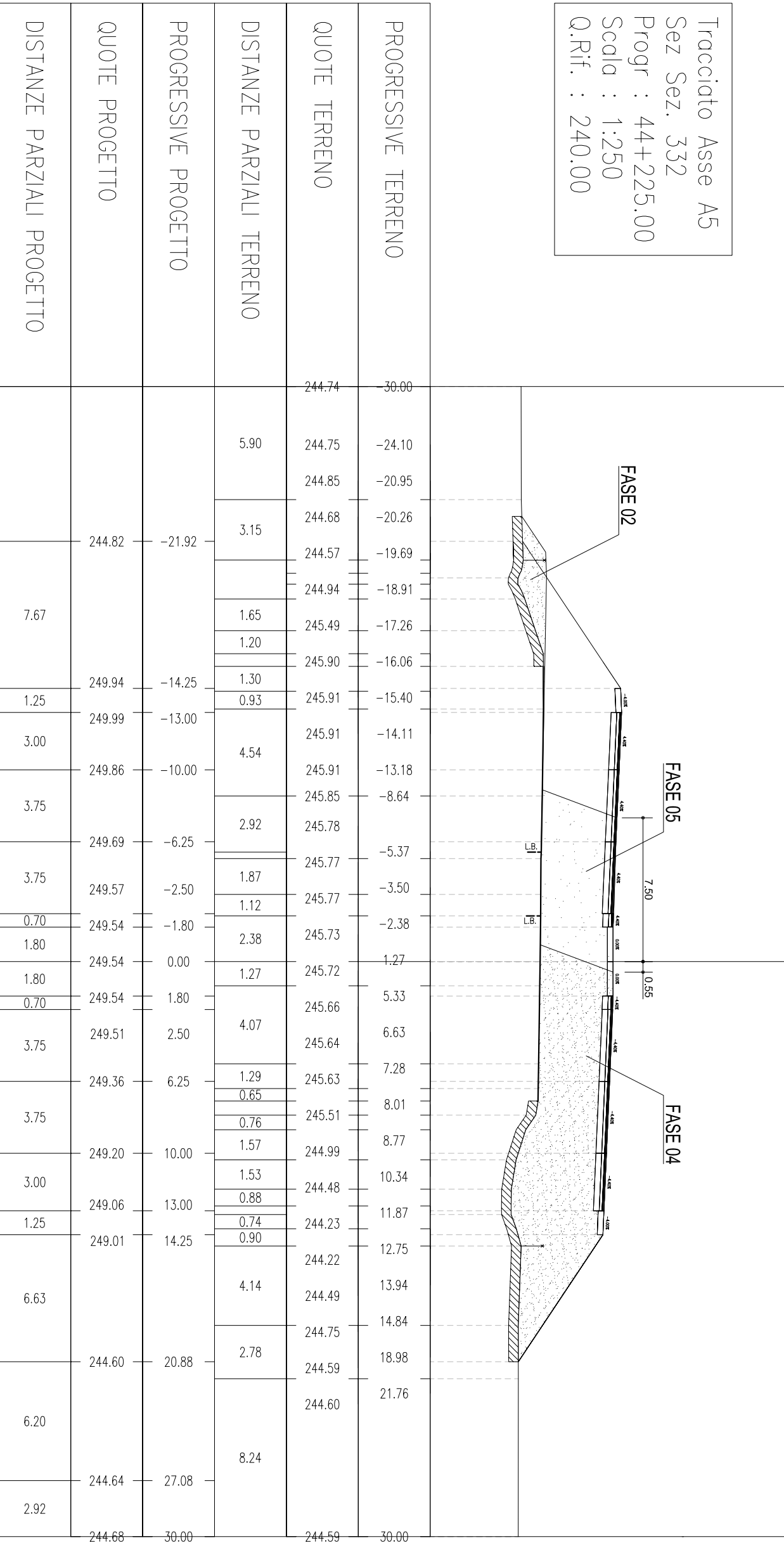
Tracciato Asse A5
 Sez Sez. 330
 Progr : 44+175.00
 Scala : 1:250
 Q.Rif. : 240.00



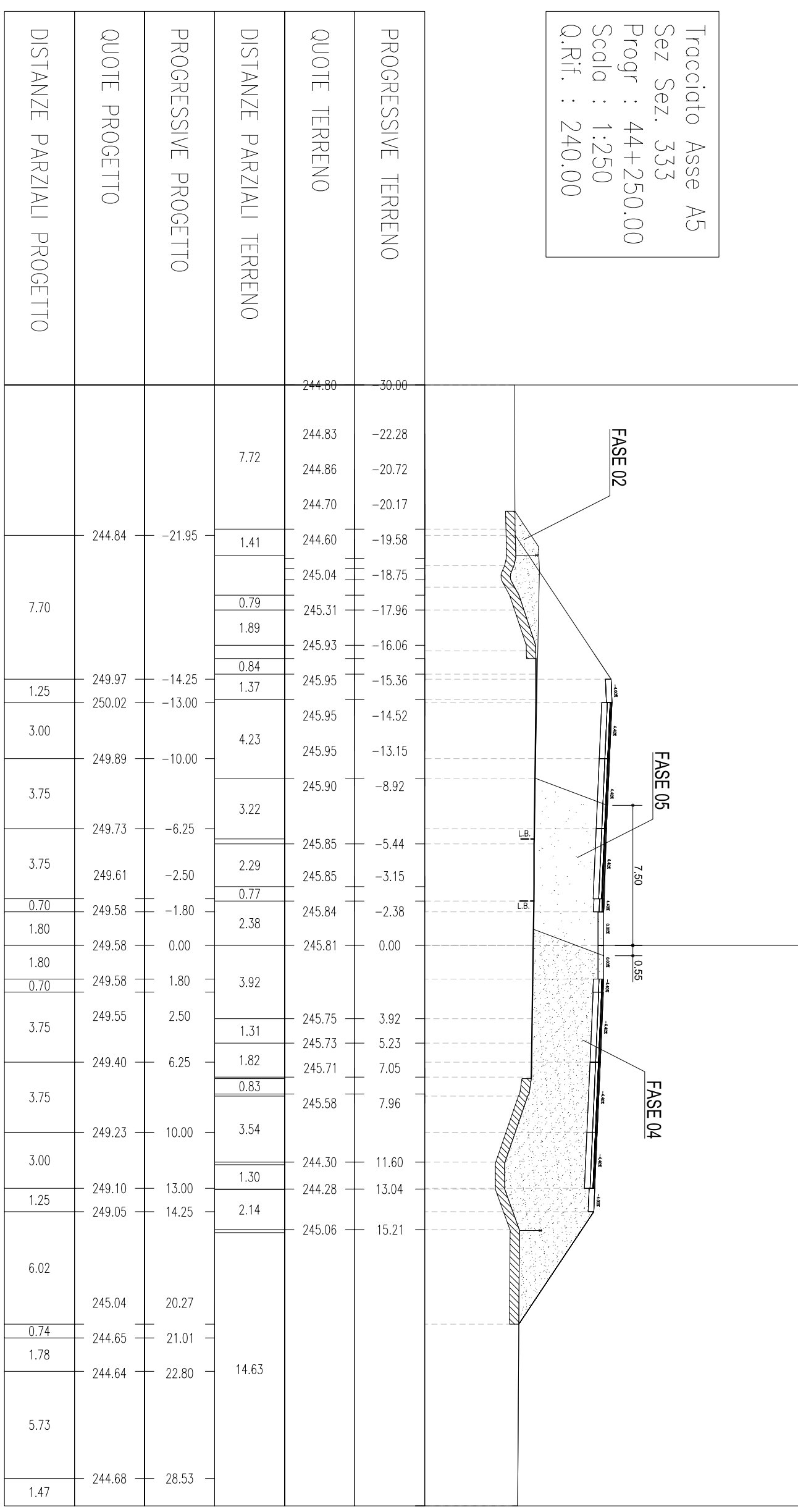
Tracciato Asse A5
 Sez Sez. 331
 Progr : 44+200.00
 Scala : 1:250
 Q.Rif. : 240.00



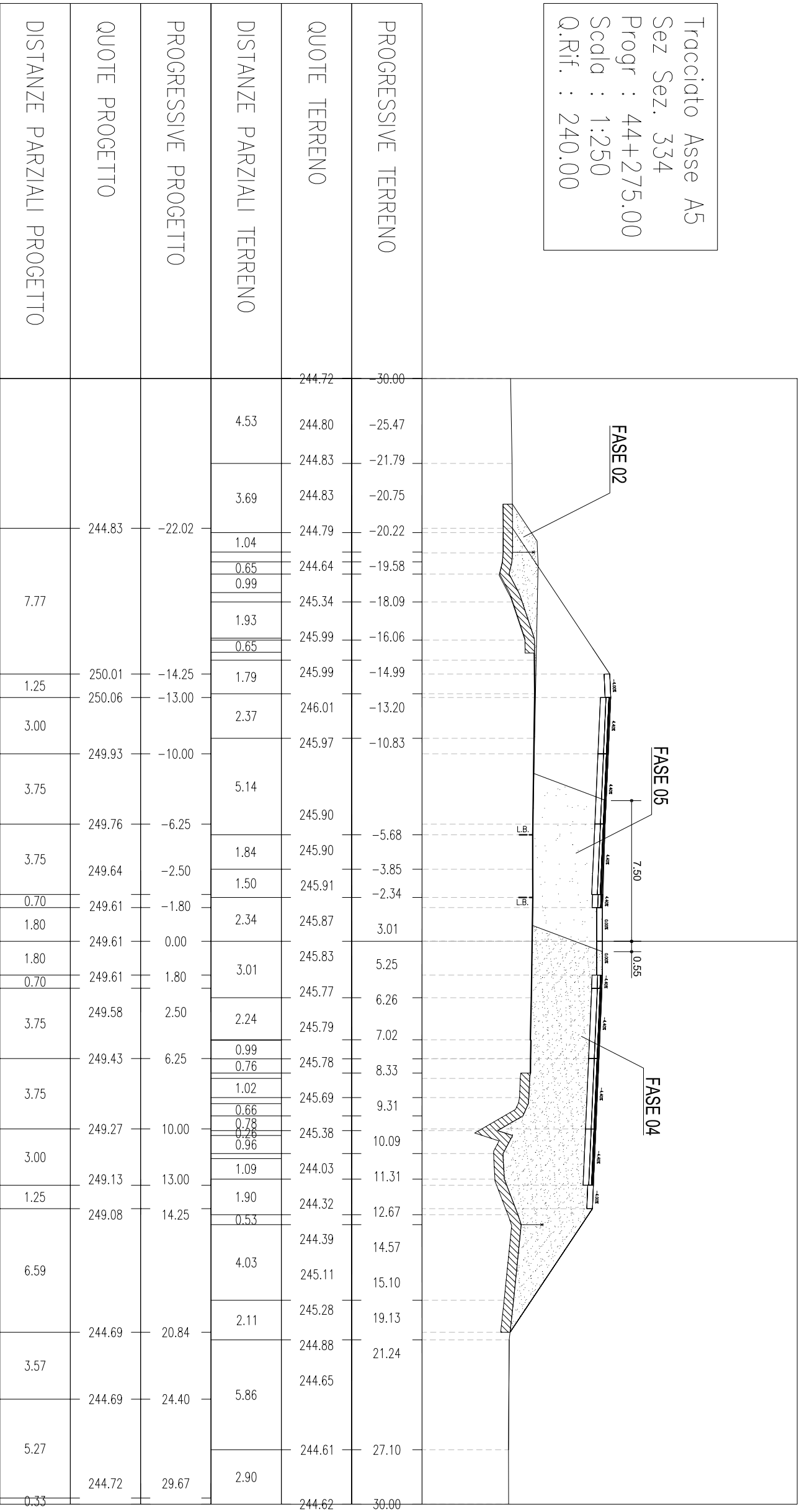
Tracciato Asse A5
 Sez Sez. 332
 Progr : 44+225.00
 Scala : 1:250
 Q.Rif. : 240.00



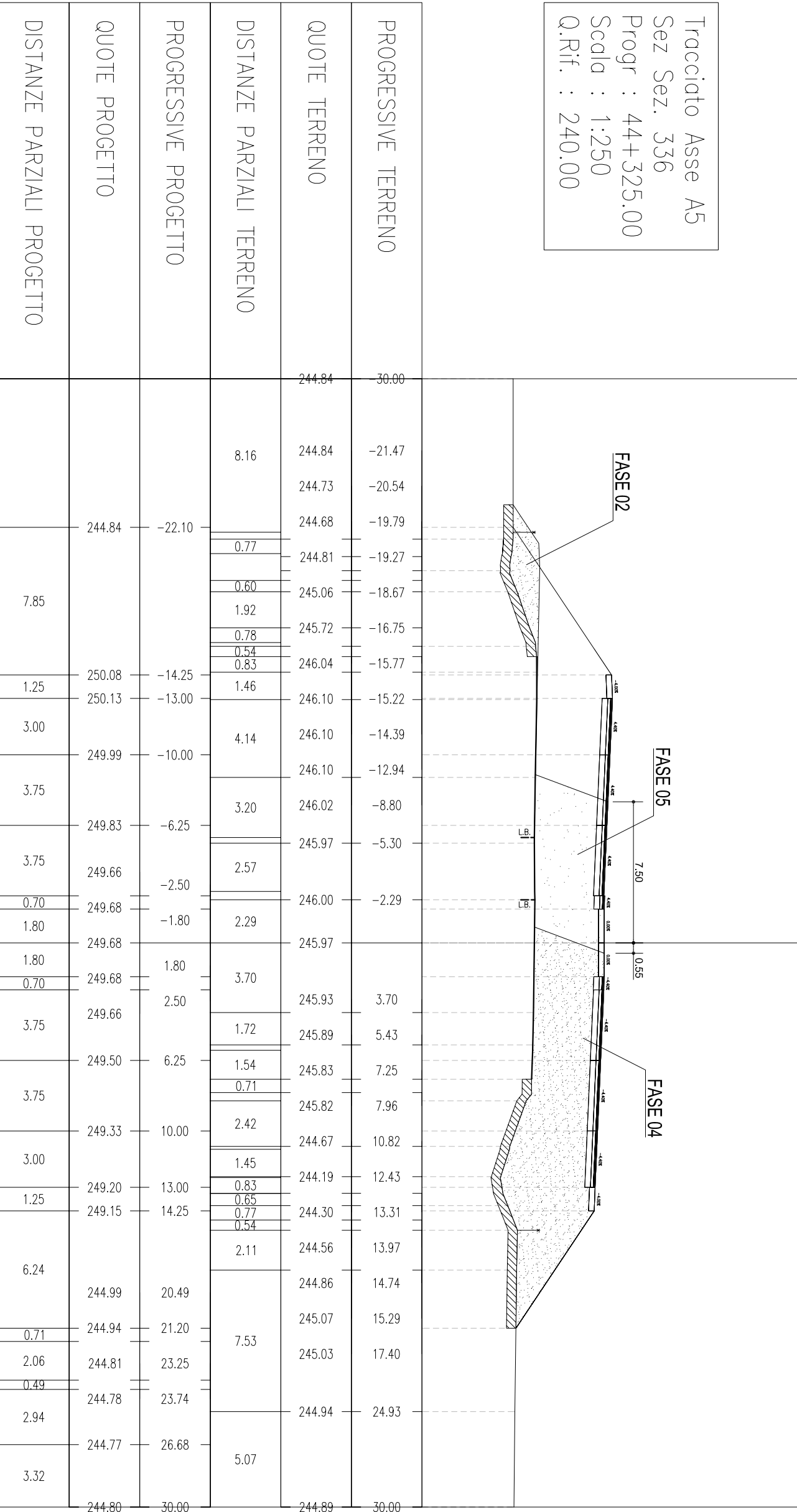
Tracciato Asse A5
 Sez Sez. 333
 Progr : 44+250.00
 Scala : 1:250
 Q.Rif. : 240.00



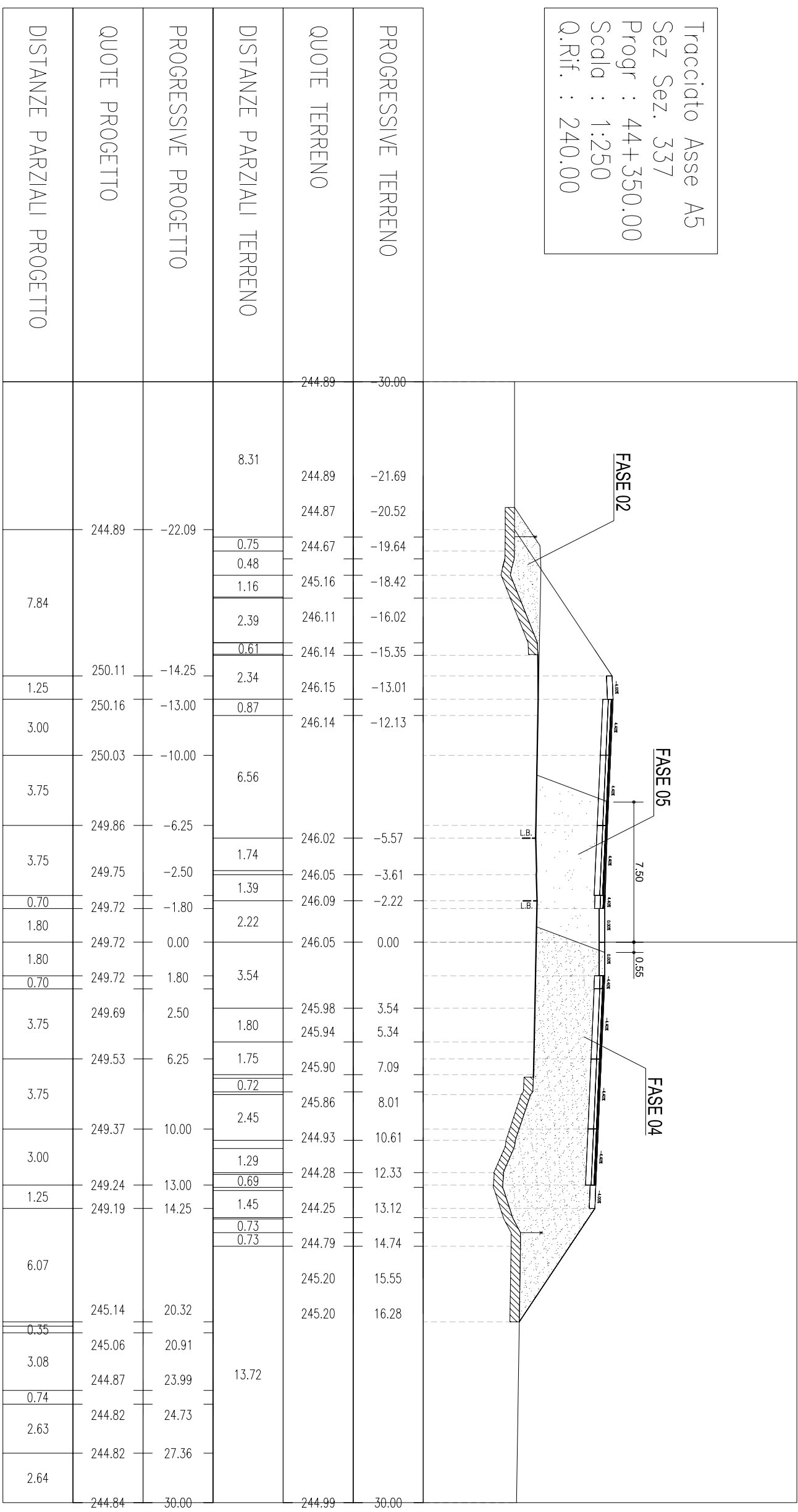
Tracciato Asse A5
 Sez Sez. 334
 Progr : 44+275.00
 Scala : 1:250
 Q.Rif. : 240.00



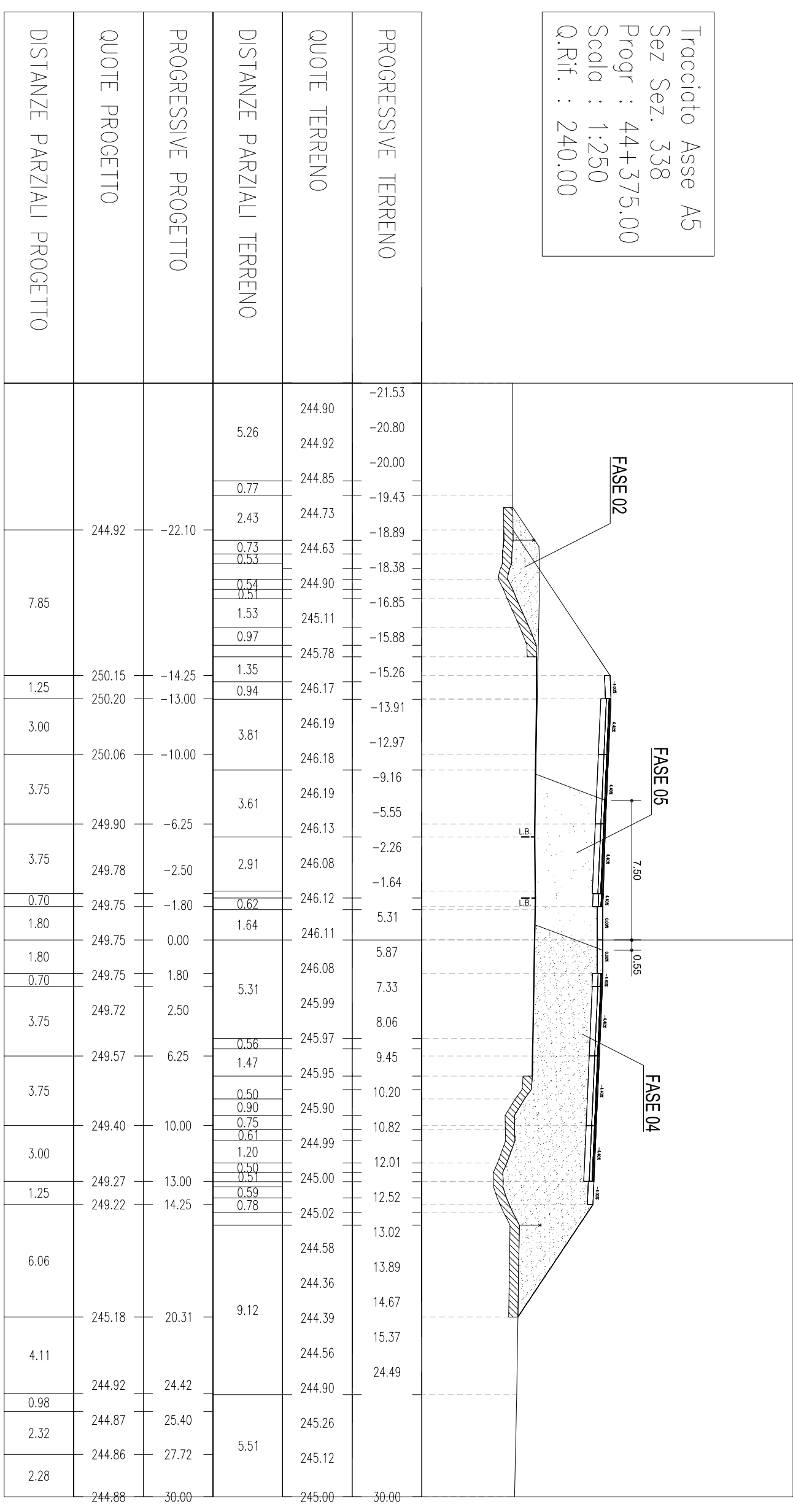
Tracciato Asse A5
 Sez Sez. 336
 Progr : 44+325.00
 Scala : 1:250
 Q.Rif. : 240.00



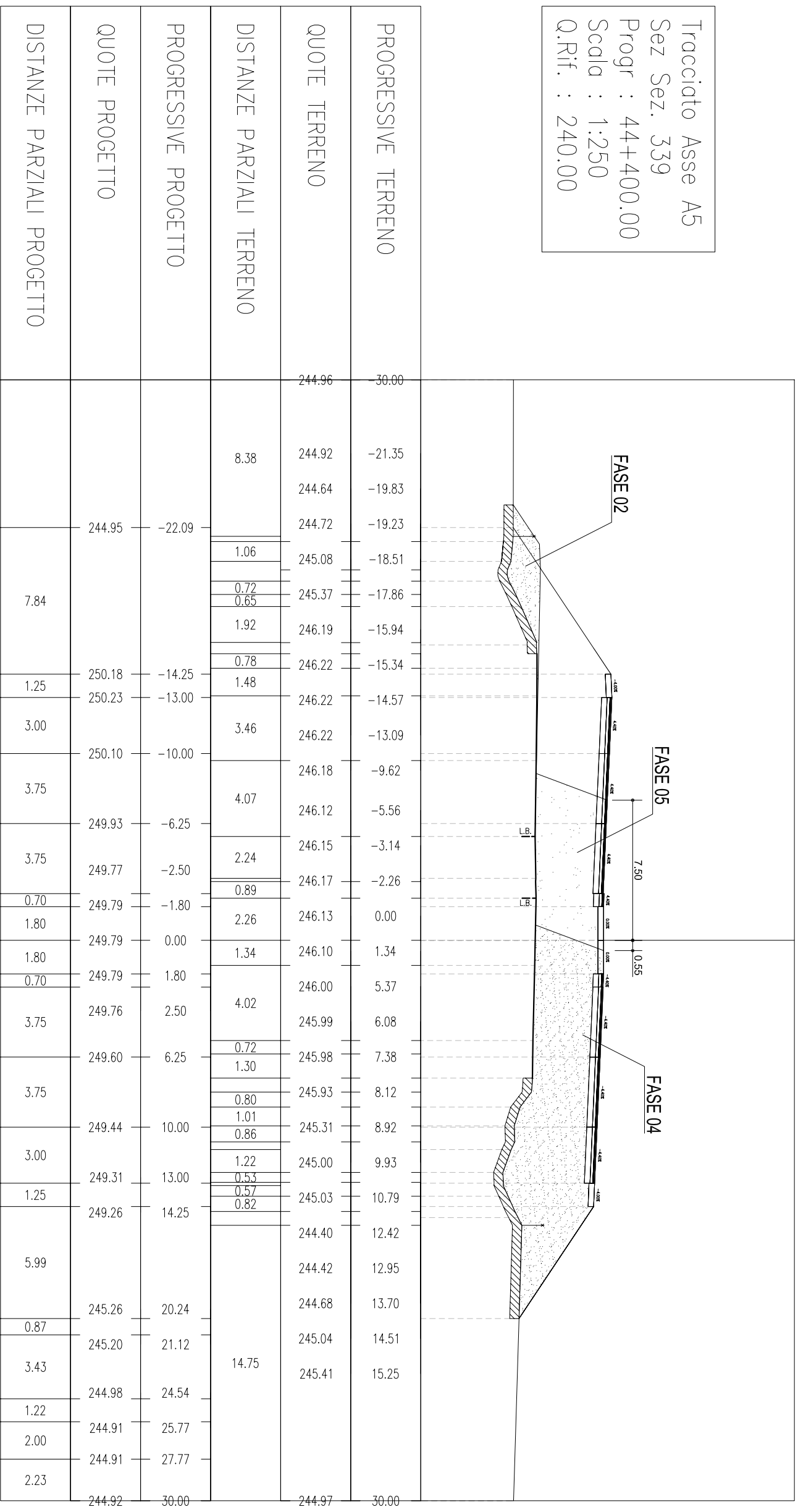
Tracciato Asse A5
 Sez Sez. 337
 Progr : 44+350.00
 Scala : 1:250
 Q.Rif. : 240.00



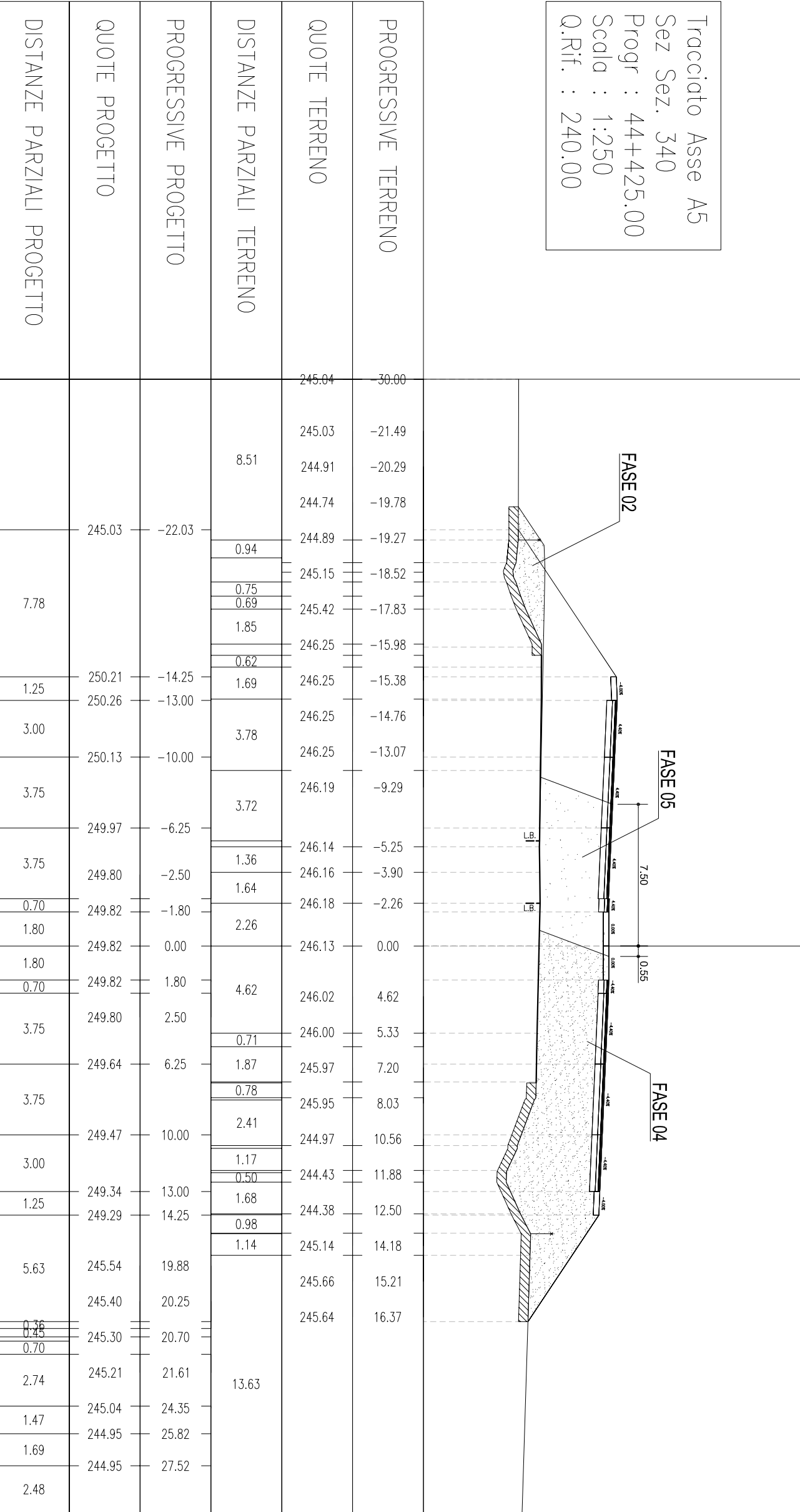
Tracciato Asse A5
 Sez Sez. 338
 Progr : 44+375.00
 Scala : 1:250
 Q.Rif. : 240.00



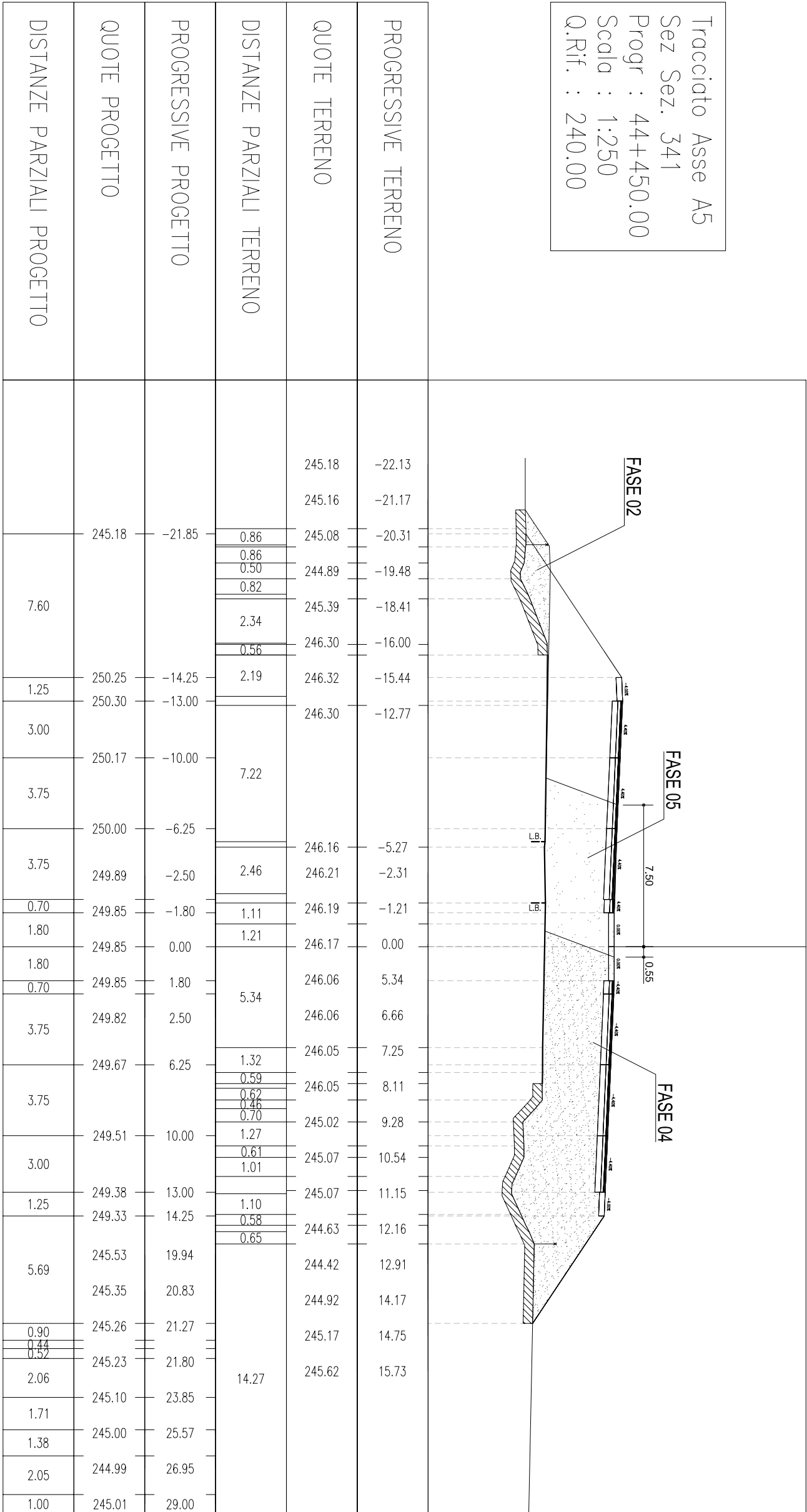
Tracciato Asse A5
 Sez Sez. 339
 Progr : 44+400.00
 Scala : 1:250
 Q.Rif. : 240.00



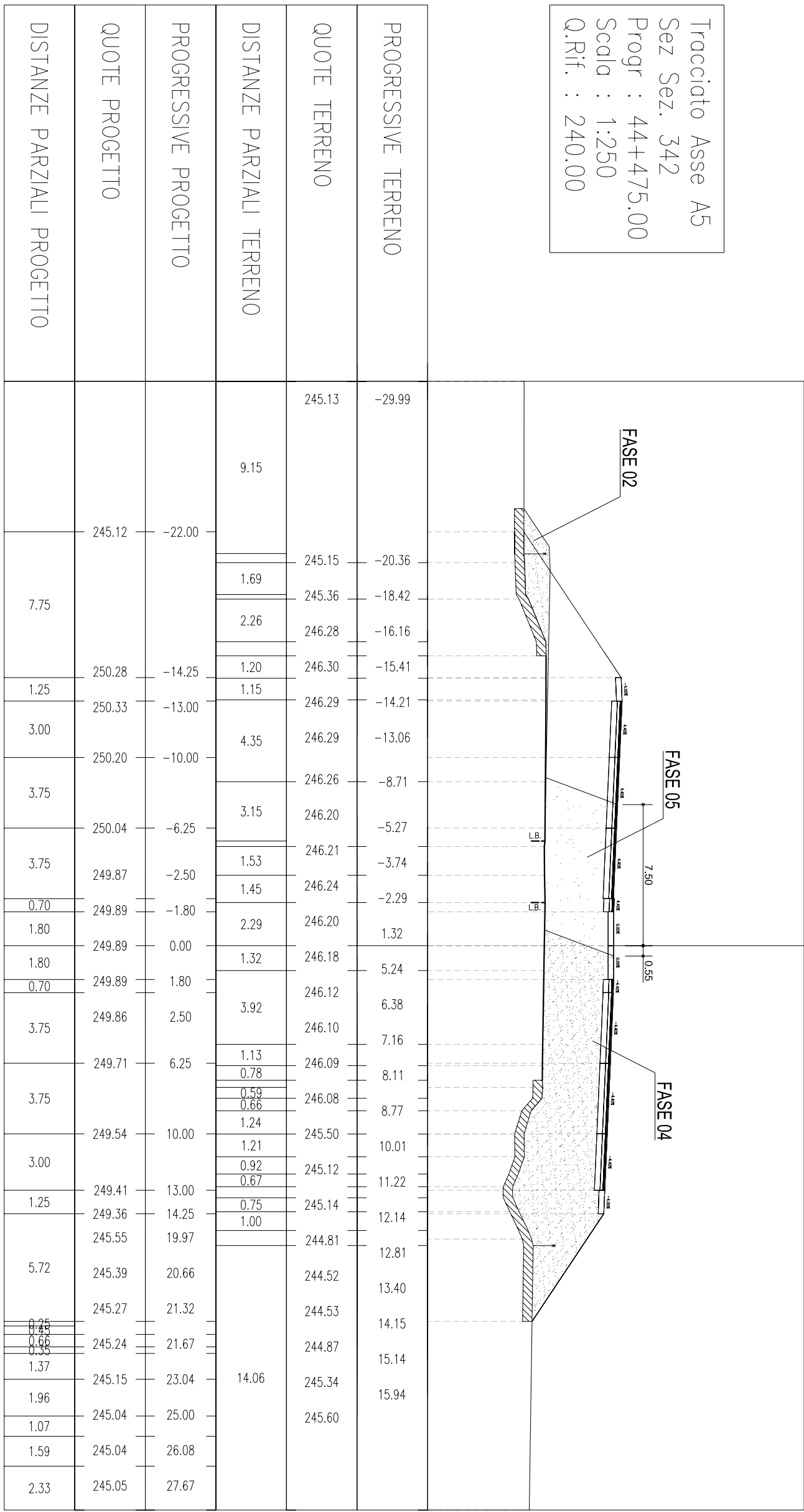
Tracciato Asse A5
 Sez Sez. 340
 Progr : 44+425.00
 Scala : 1:250
 Q.Rif. : 240.00



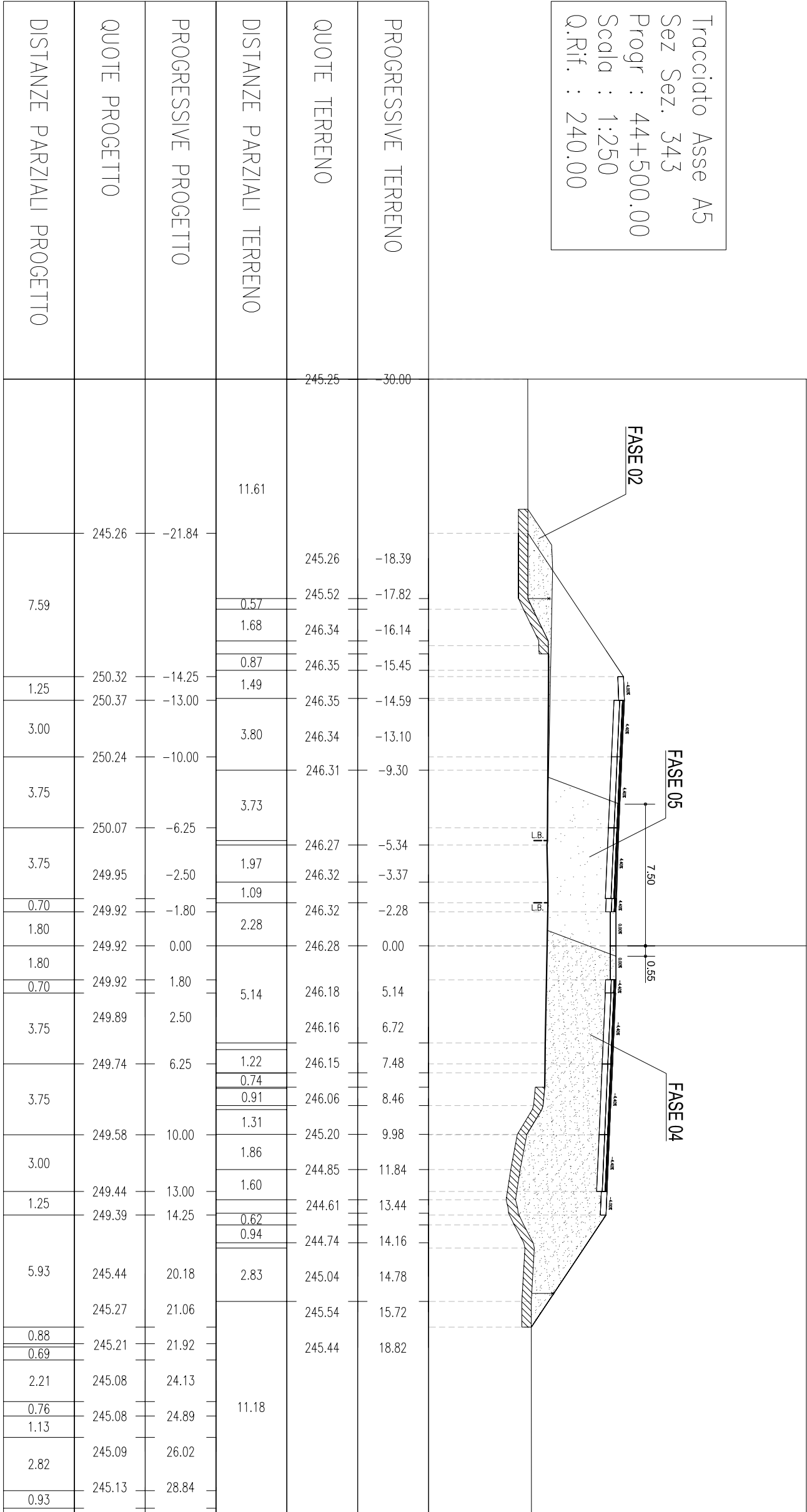
Tracciato Asse A5
 Sez Sez. 341
 Progr : 44+450.00
 Scala : 1:250
 Q.Rif. : 240.00



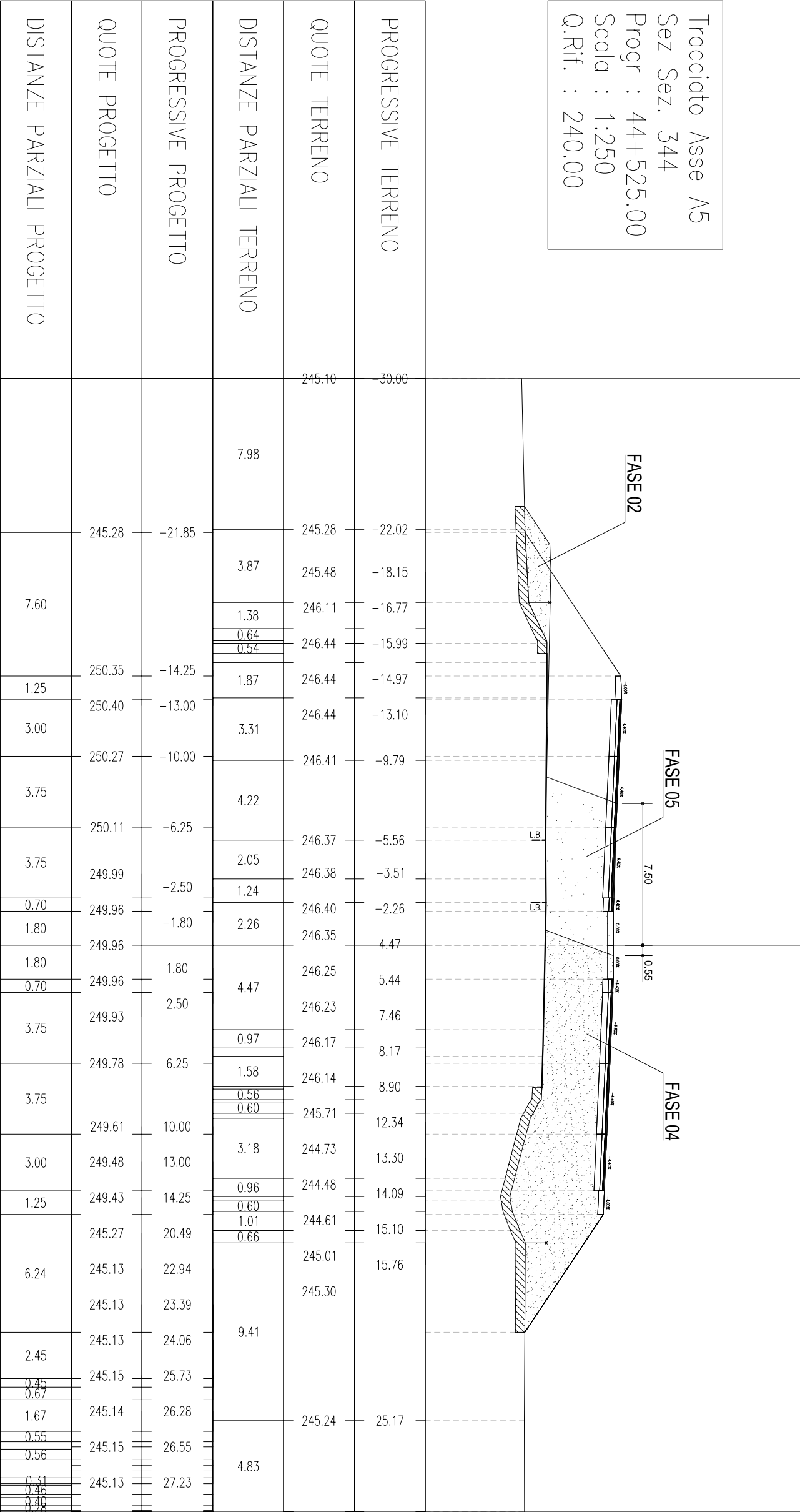
Tracciato Asse A5
 Sez Sez. 342
 Progr : 44+475.00
 Scala : 1:250
 Q.Rif. : 240.00



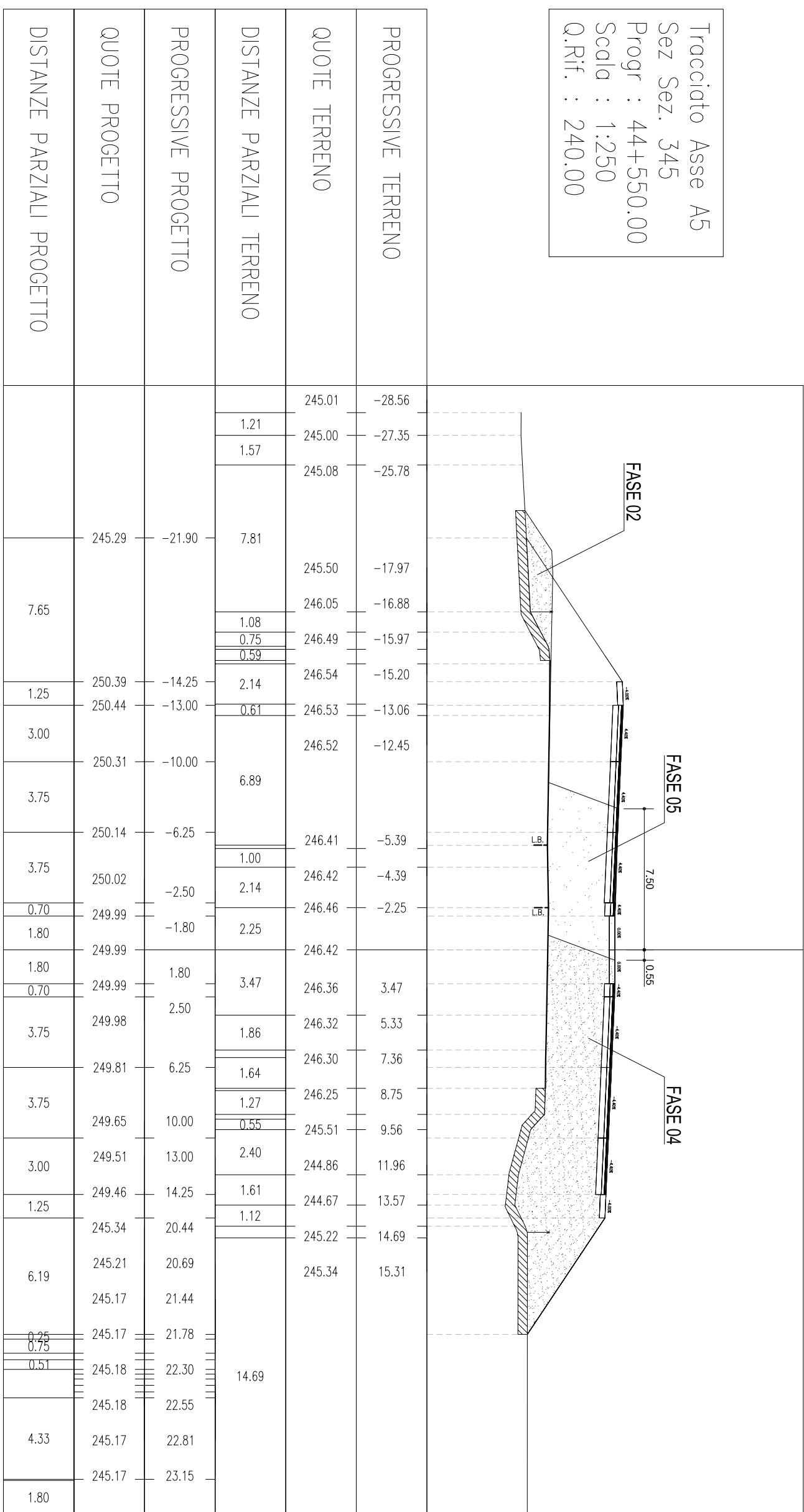
Tracciato Asse A5
 Sez Sez. 343
 Progr : 44+500.00
 Scala : 1:250
 Q.Rif. : 240.00



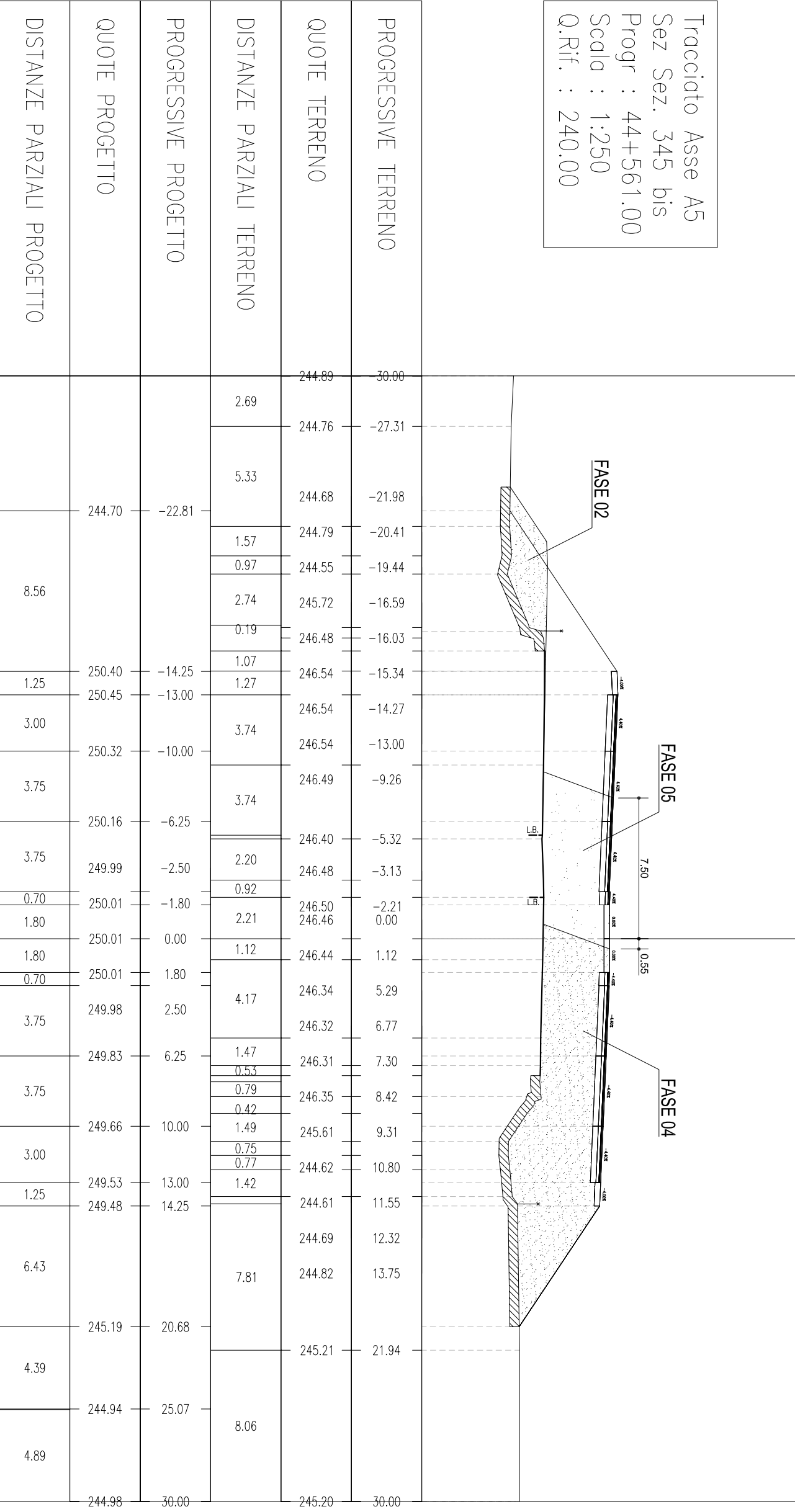
Tracciato Asse A5
 Sez Sez. 344
 Progr : 44+525.00
 Scala : 1:250
 Q.Rif. : 240.00



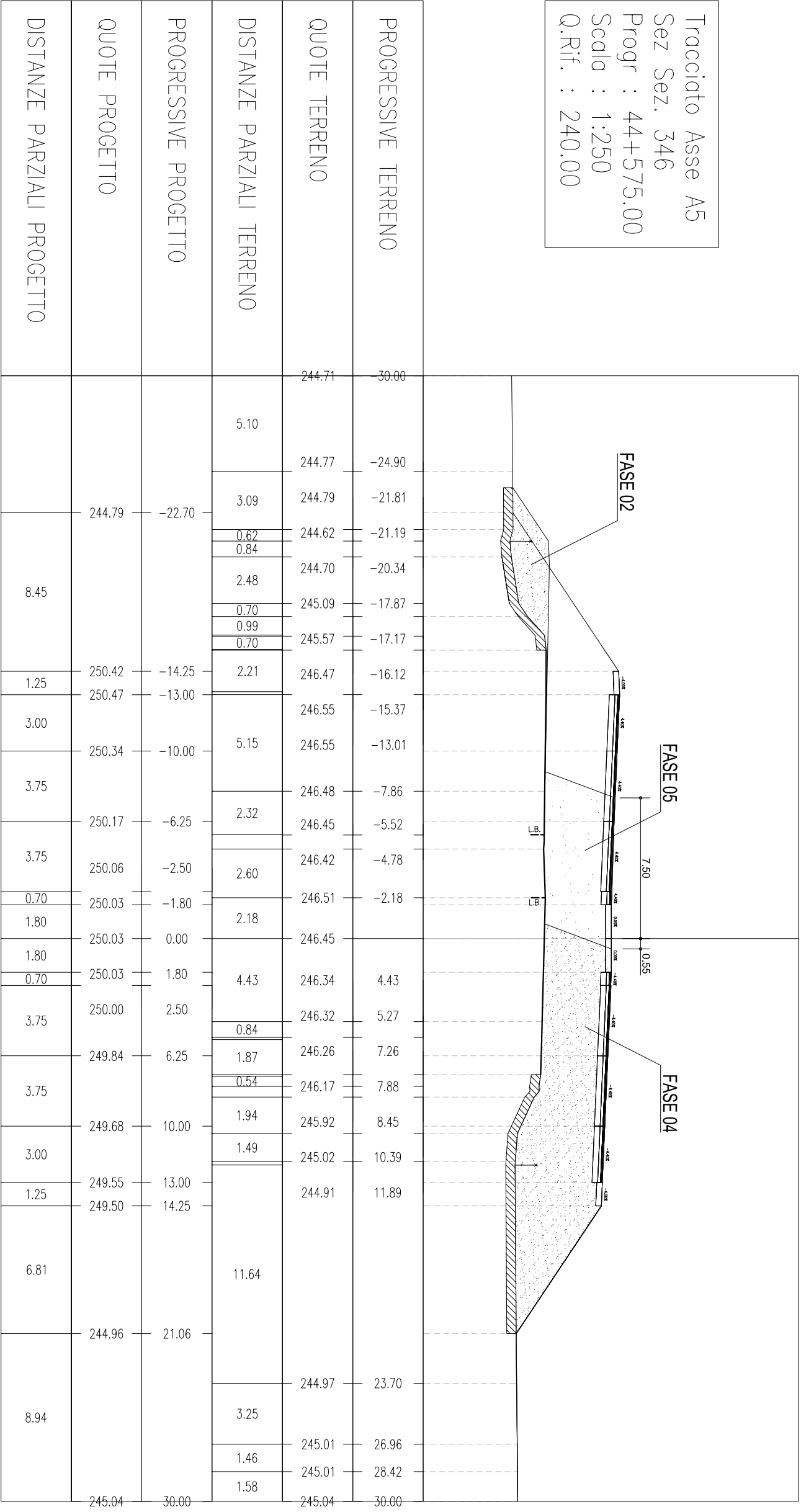
Tracciato Asse A5
 Sez Sez. 345
 Progr : 44+550.00
 Scala : 1:250
 Q.Rif. : 240.00



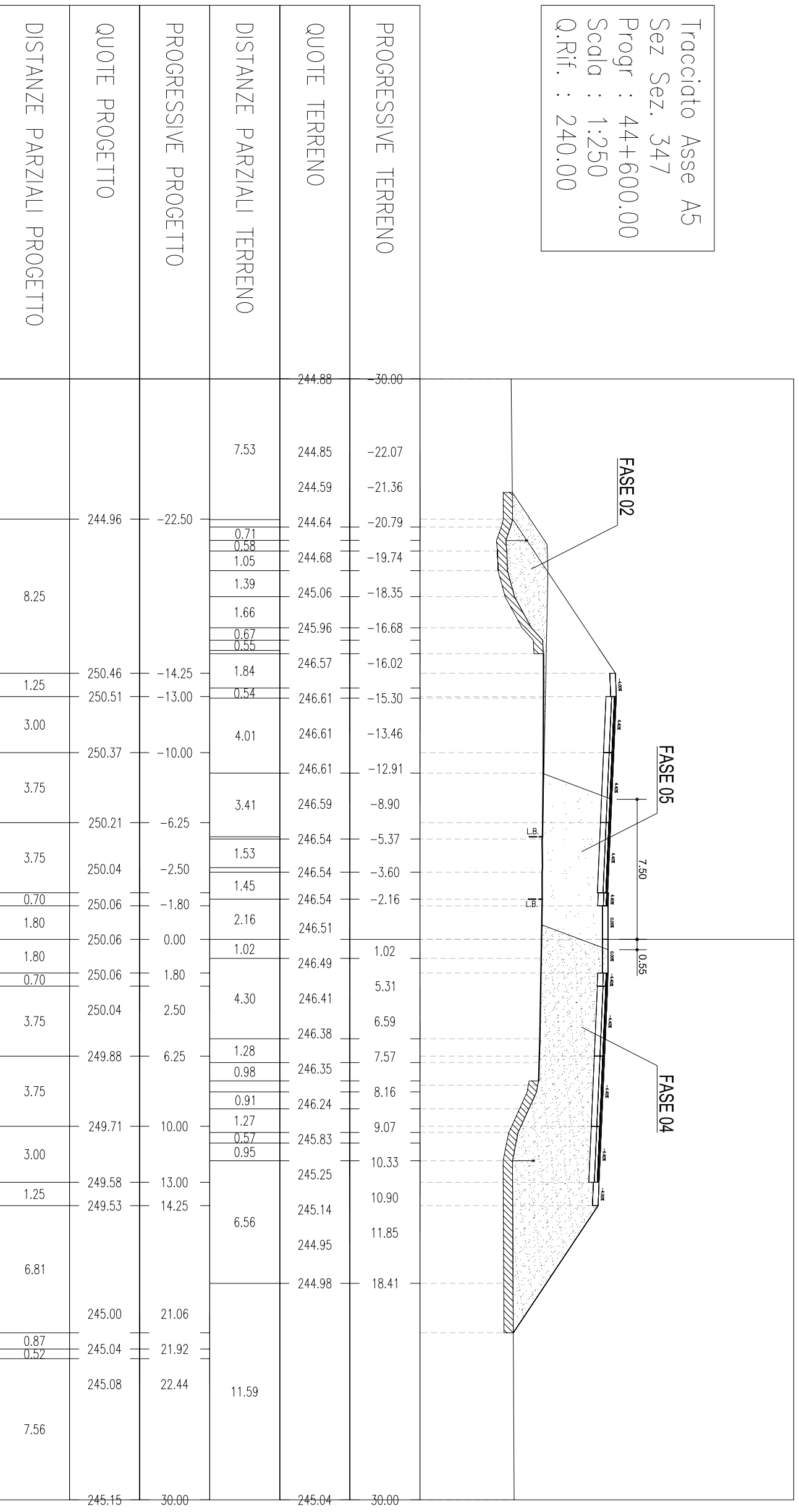
Tracciato Asse A5
 Sez Sez. 345 bis
 Progr : 44+561.00
 Scala : 1:250
 Q.Rif. : 240.00



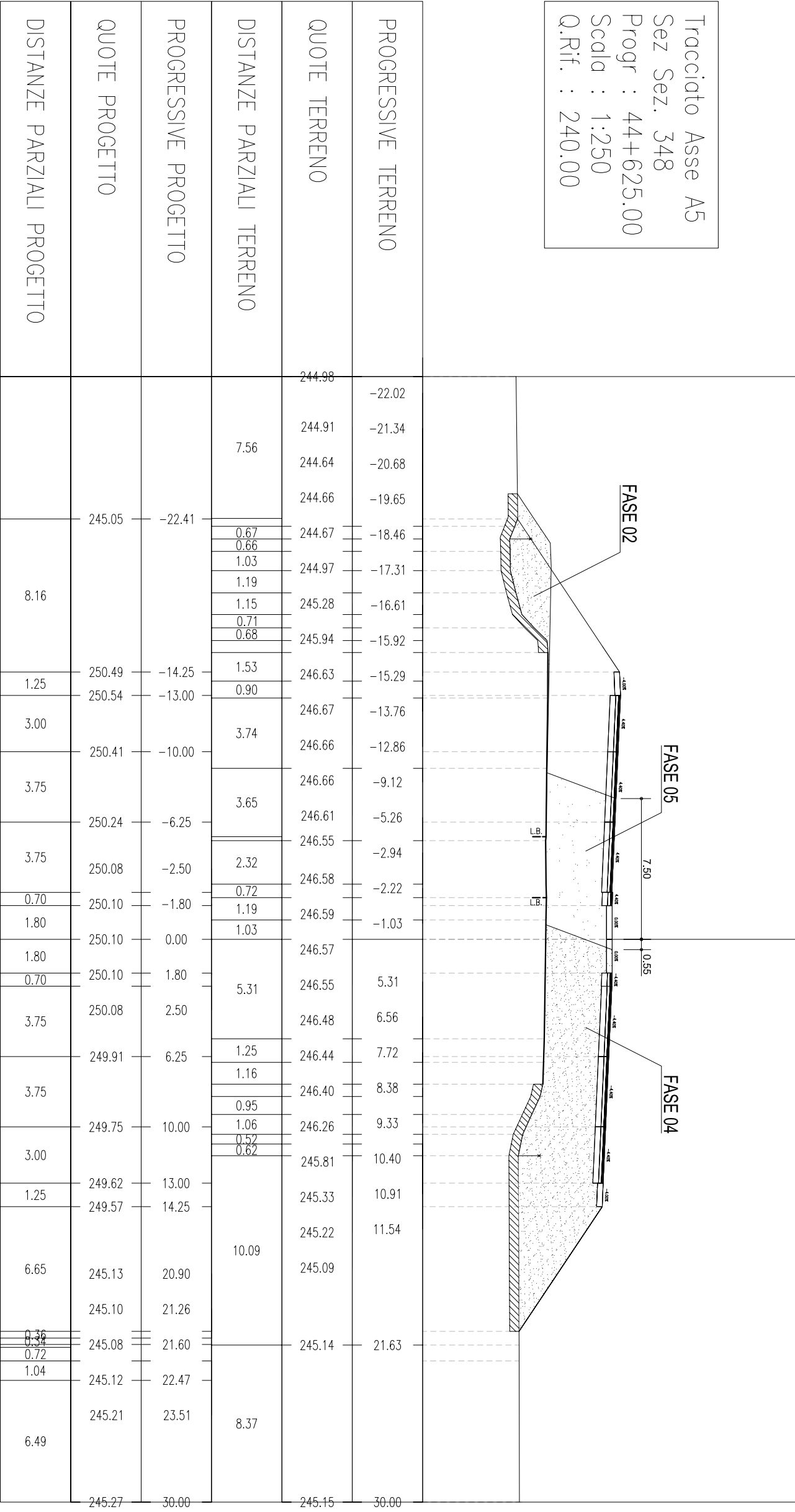
Tracciato Asse A5
 Sez Sez. 346
 Progr : 44+575.00
 Scala : 1:250
 Q.Rif. : 240.00



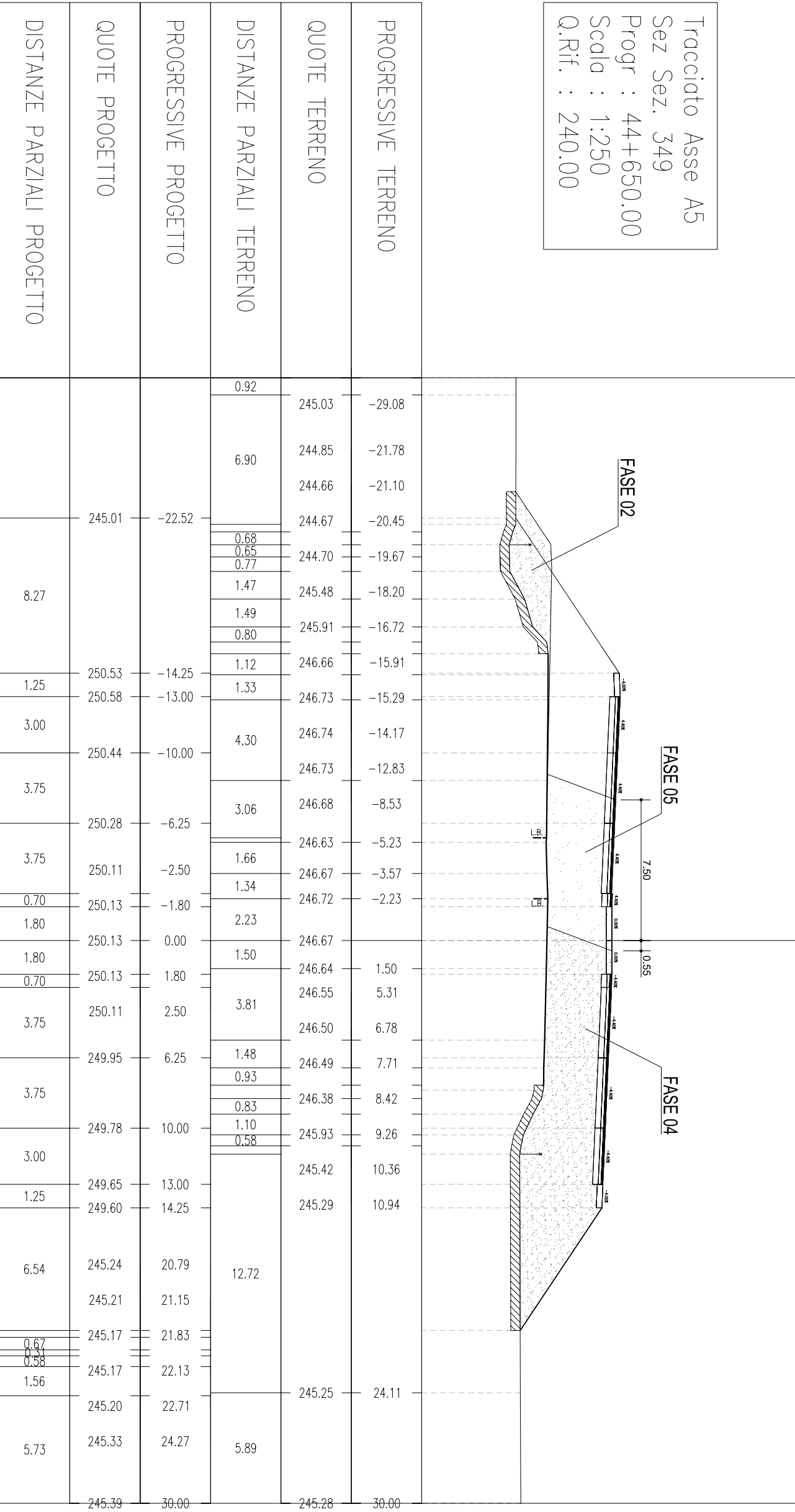
Tracciato Asse A5
 Sez Sez. 347
 Progr : 44+600.00
 Scala : 1:250
 Q.Rif. : 240.00



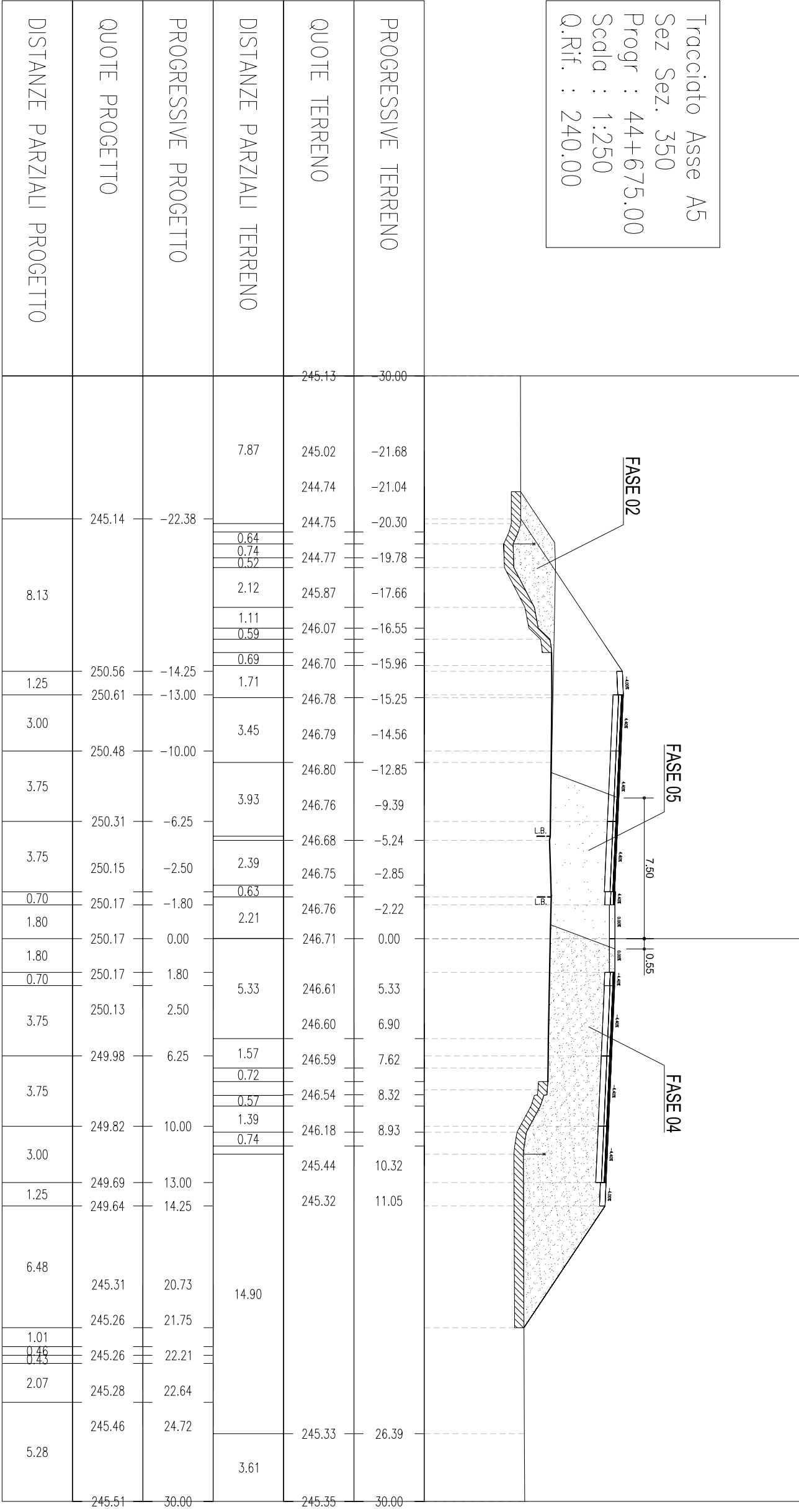
Tracciato Asse A5
 Sez Sez. 348
 Progr : 44+625.00
 Scala : 1:250
 Q.Rif. : 240.00



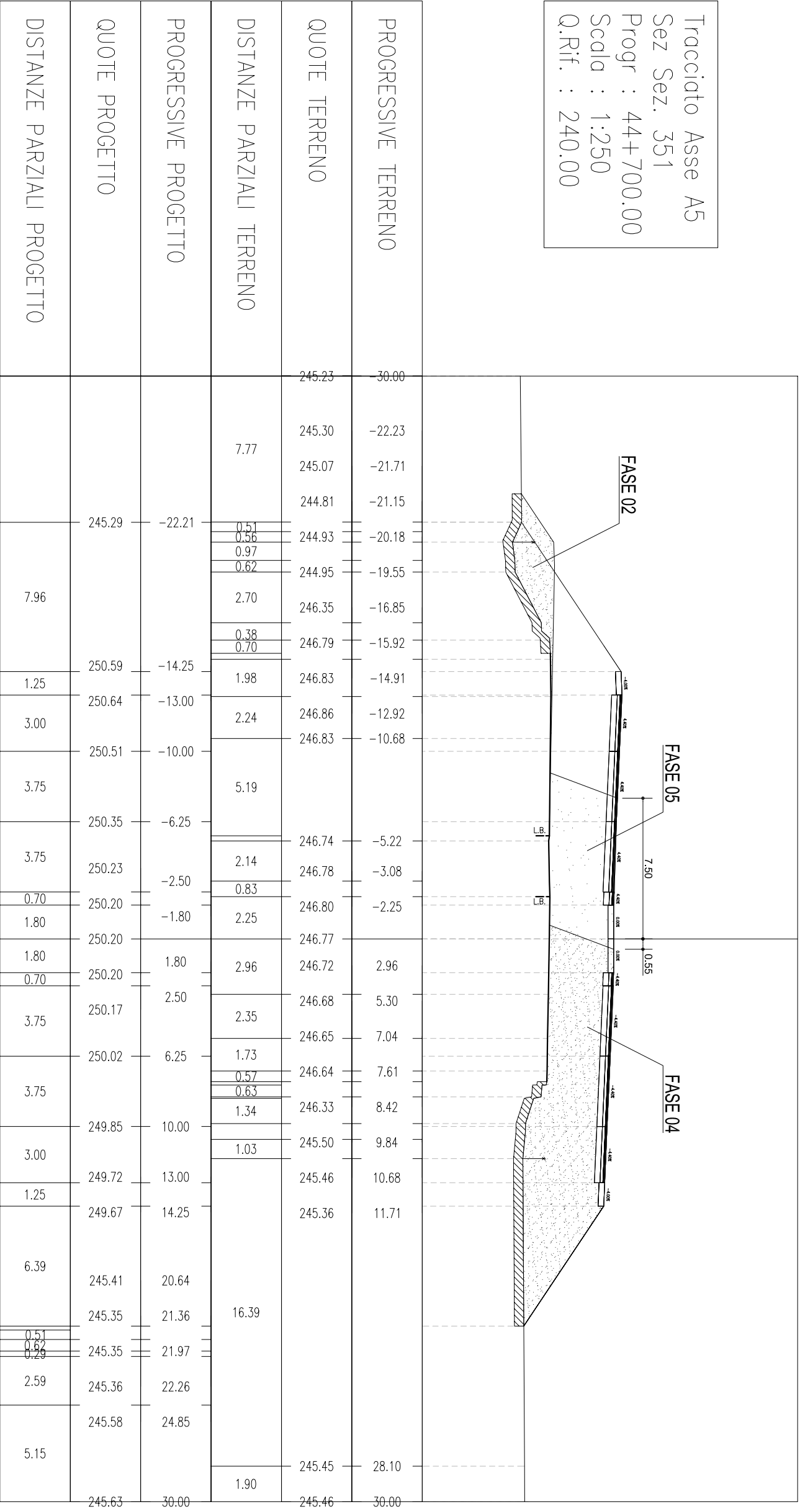
Tracciato Asse A5
 Sez Sez. 349
 Progr : 44+650.00
 Scala : 1:250
 Q.Rif. : 240.00



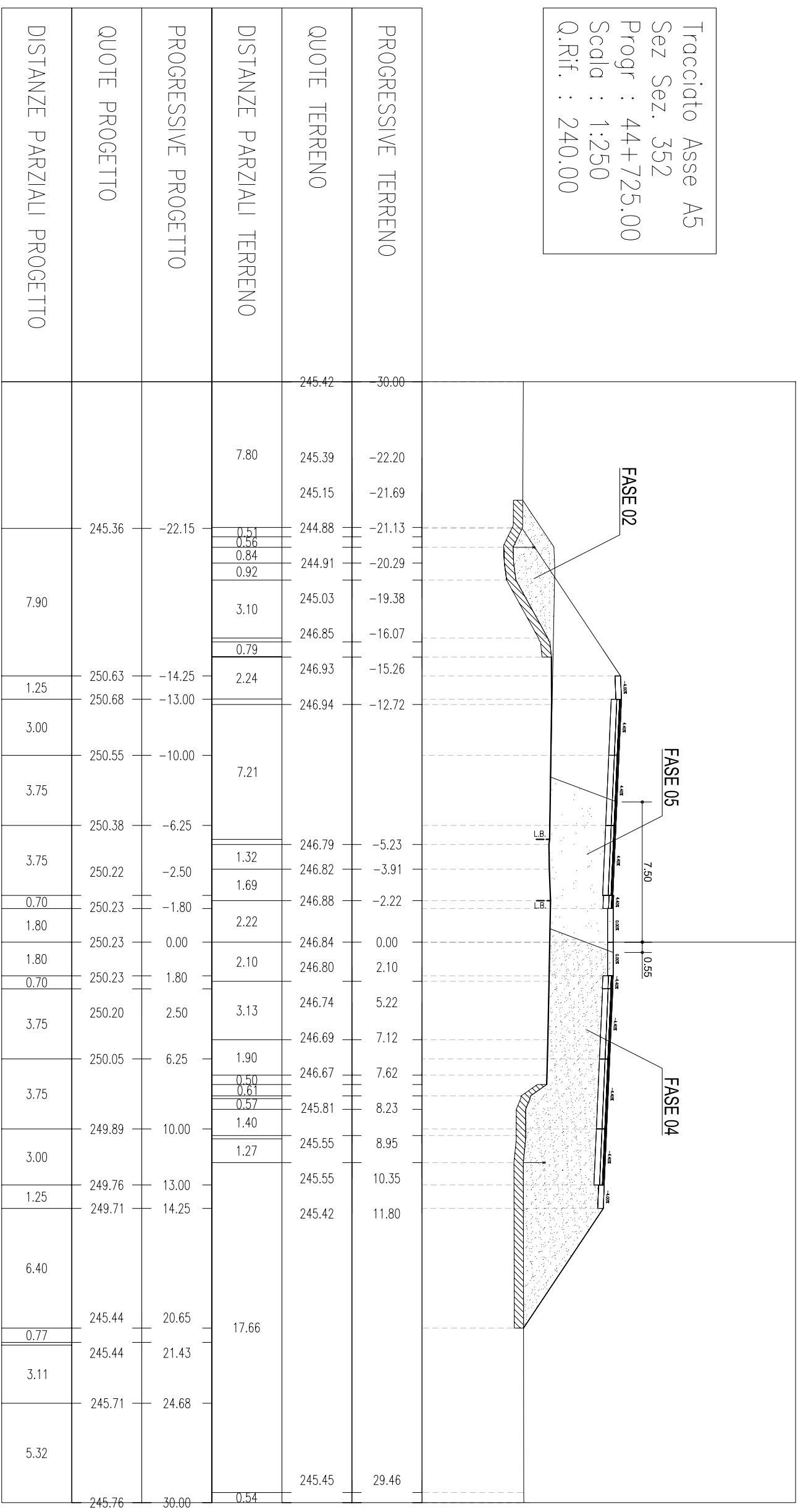
Tracciato Asse A5
 Sez. 350
 Progr. : 44+675.00
 Scala : 1:250
 Q.Rif. : 240.00



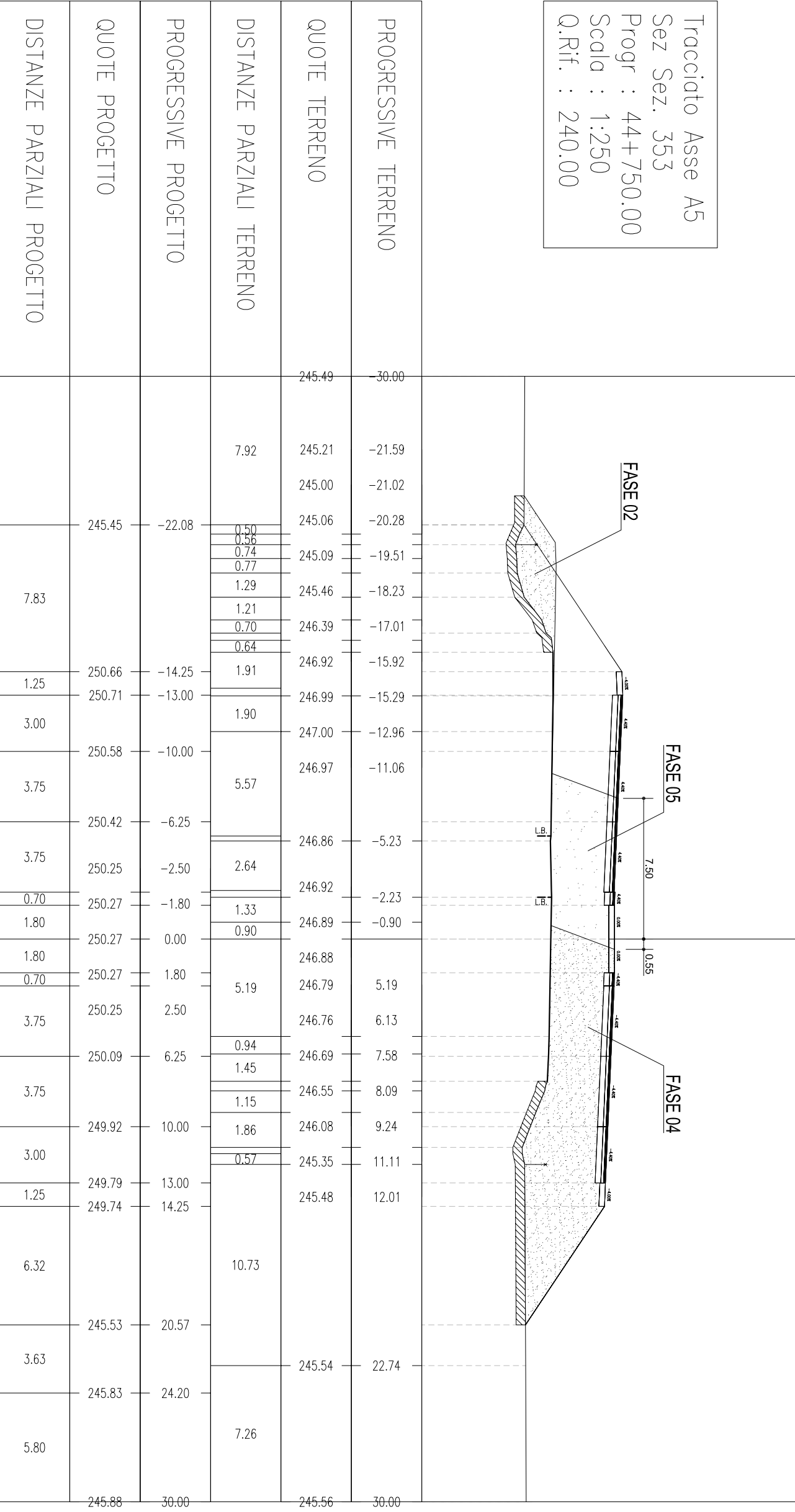
Tracciato Asse A5
 Sez Sez. 351
 Progr : 44+700.00
 Scala : 1:250
 Q.Rif. : 240.00



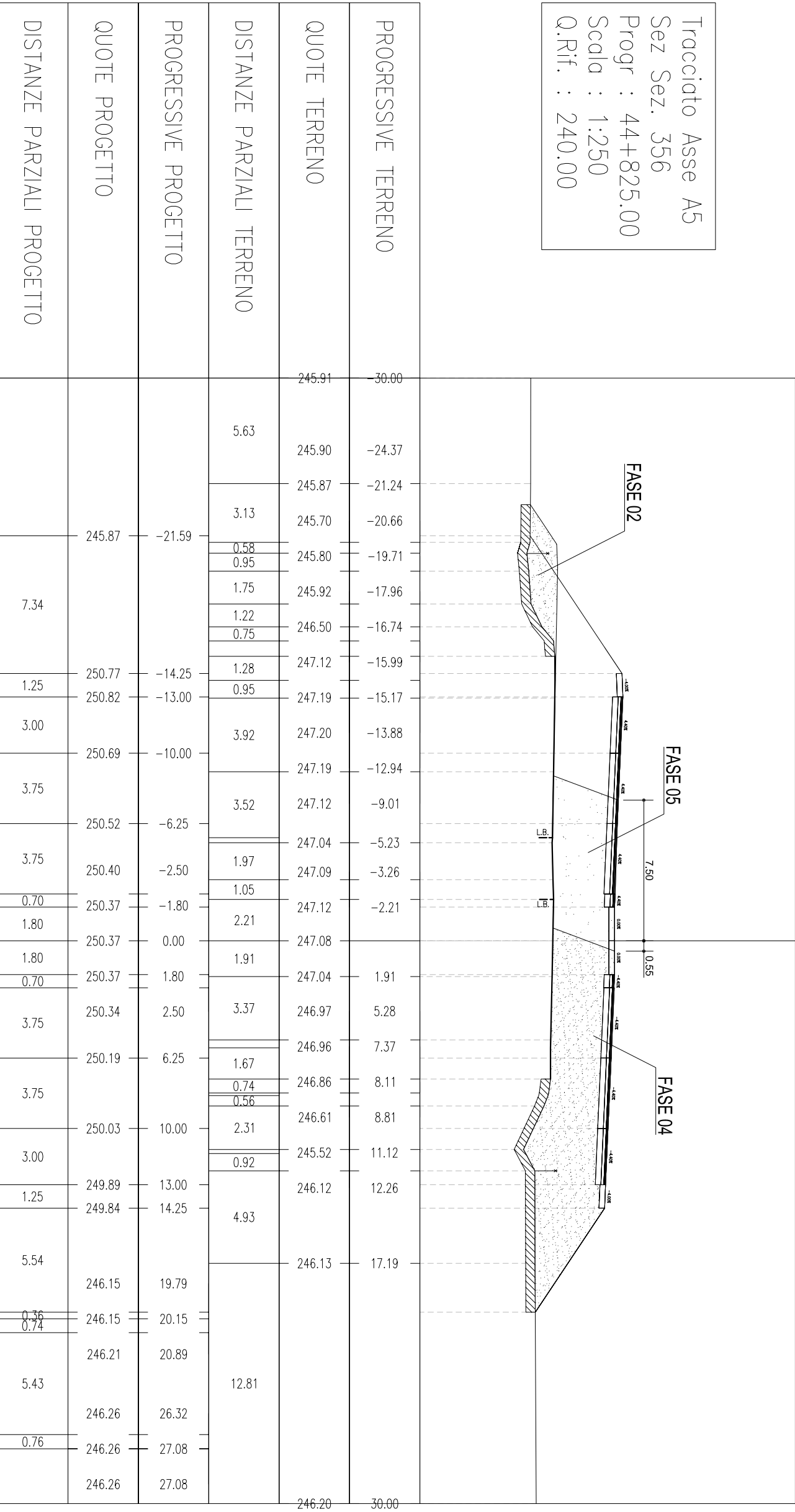
Tracciato Asse A5
 Sez. Sez. 352
 Progr : 44+725.00
 Scala : 1:250
 Q.Rif. : 240.00



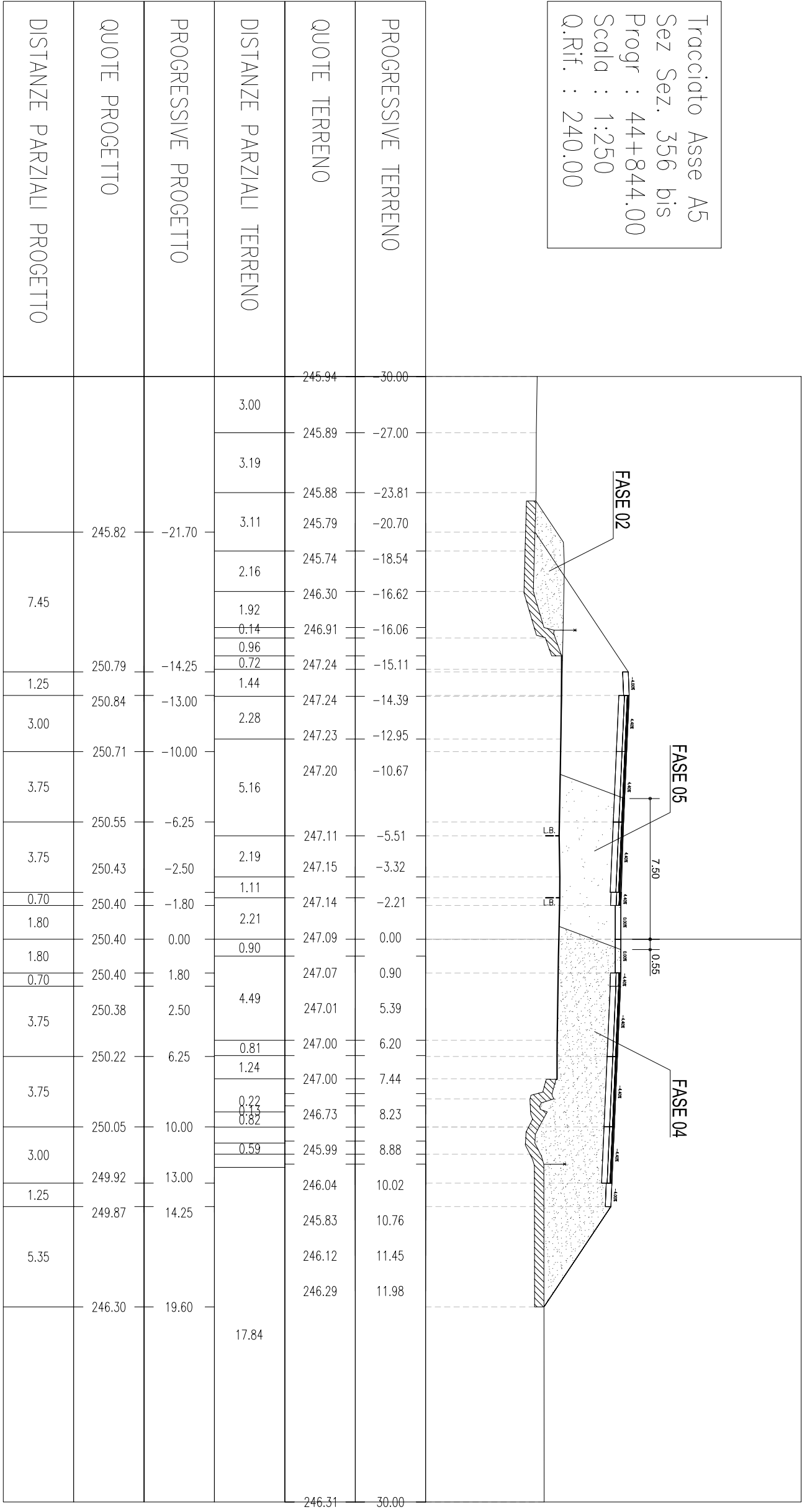
Tracciato Asse A5
 Sez Sez. 353
 Progr : 44+750.00
 Scala : 1:250
 Q.Rif. : 240.00



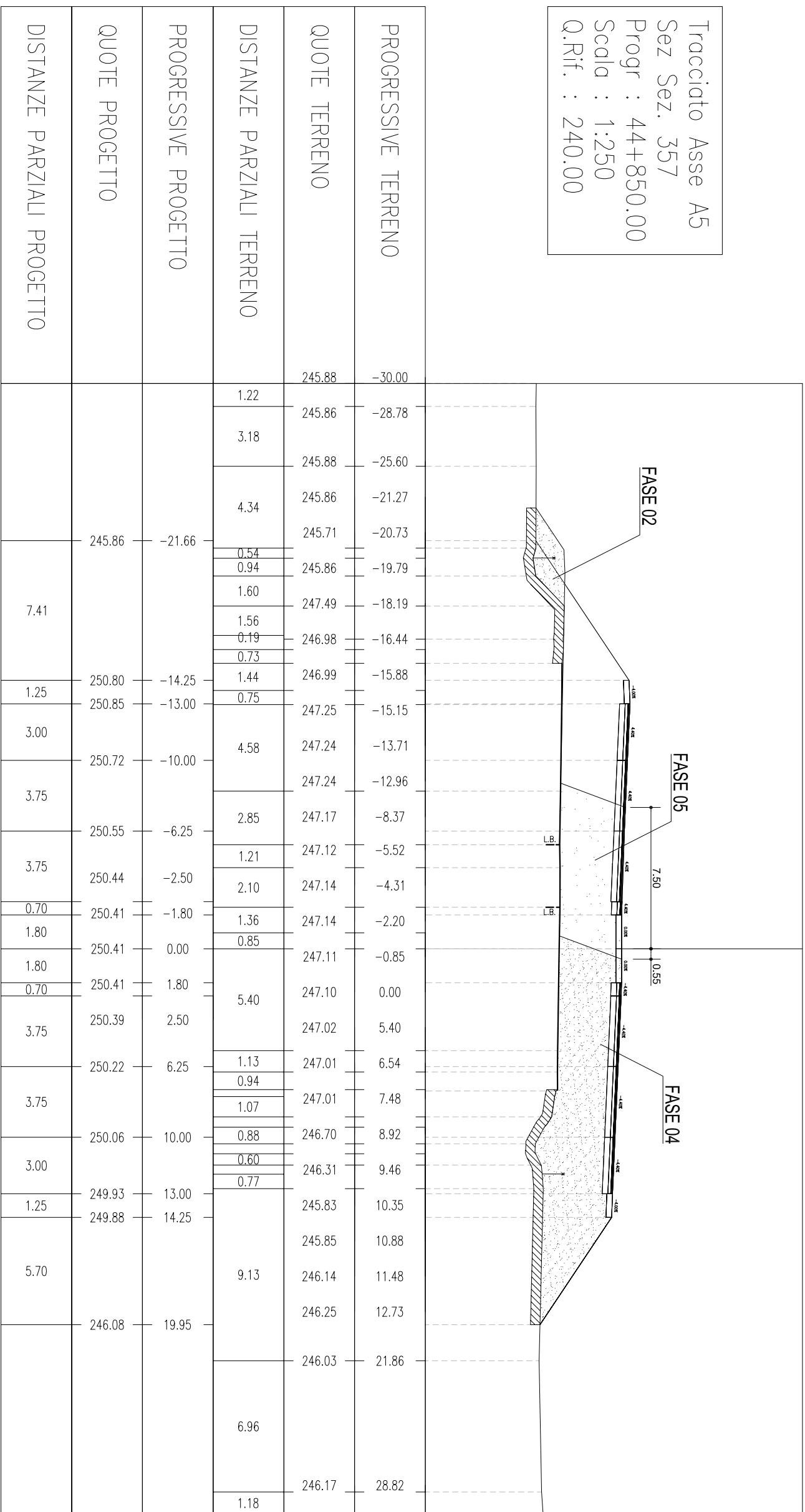
Tracciato Asse A5
 Sez Sez. 356
 Progr : 44+825.00
 Scala : 1:250
 Q.Rif. : 240.00



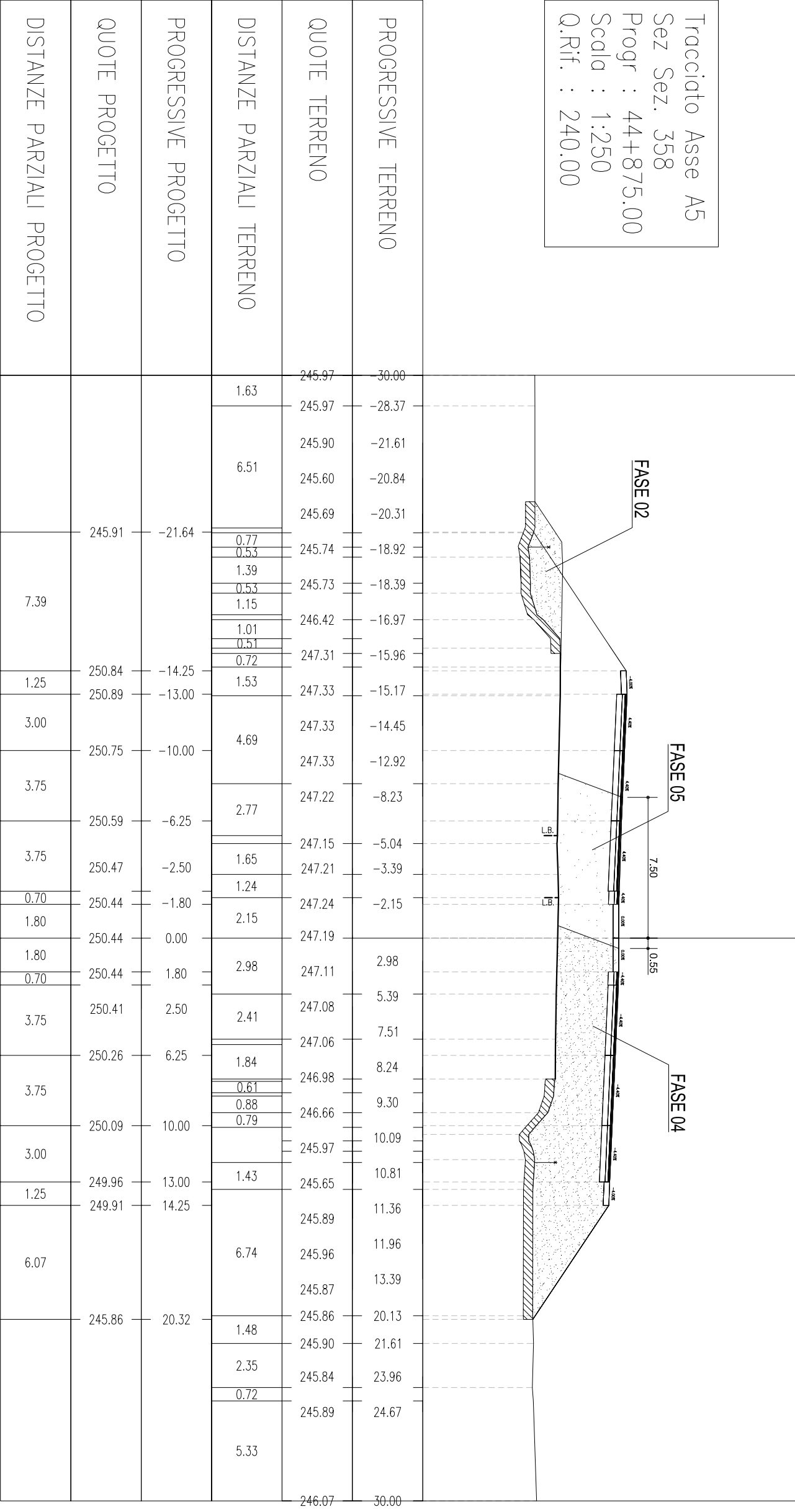
Tracciato Asse A5
 Sez. 356 bis
 Progr. : 44+844.00
 Scala : 1:250
 Q.Rif. : 240.00



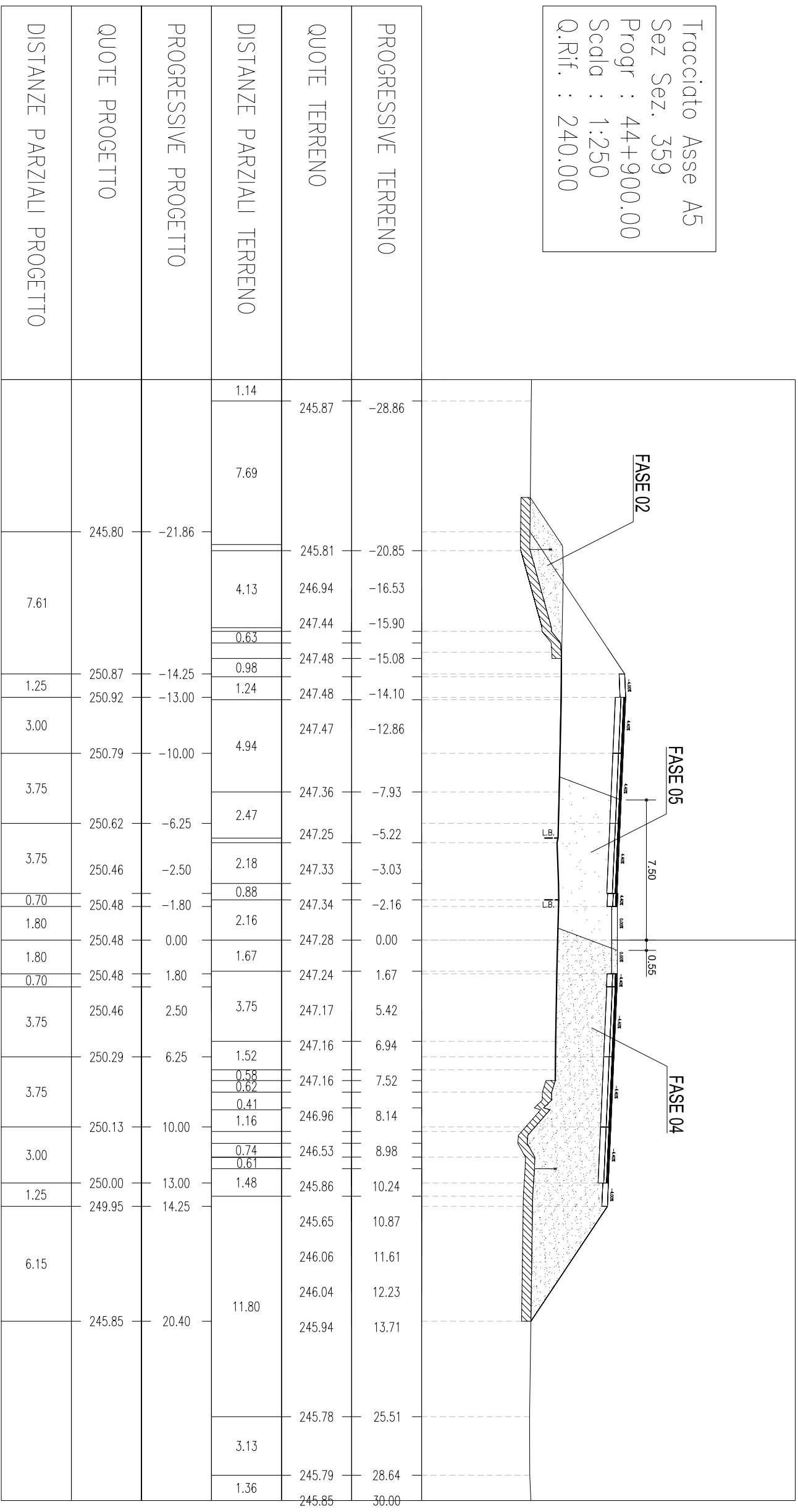
Tracciato Asse A5
 Sez Sez. 357
 Progr : 44+850.00
 Scala : 1:250
 Q.Rif. : 240.00



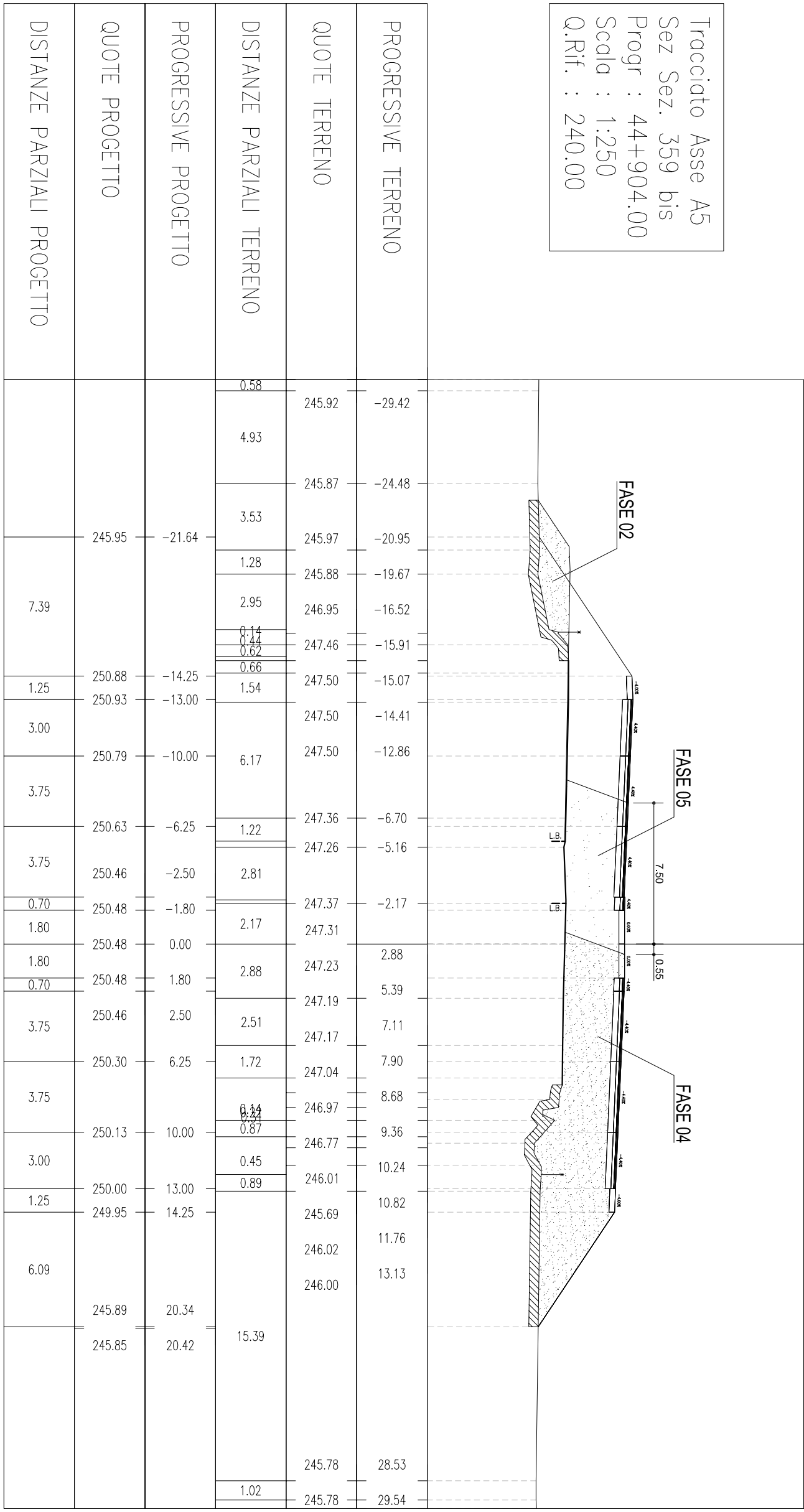
Tracciato Asse A5
 Sez Sez. 358
 Progr : 44+875.00
 Scala : 1:250
 Q.Rif. : 240.00



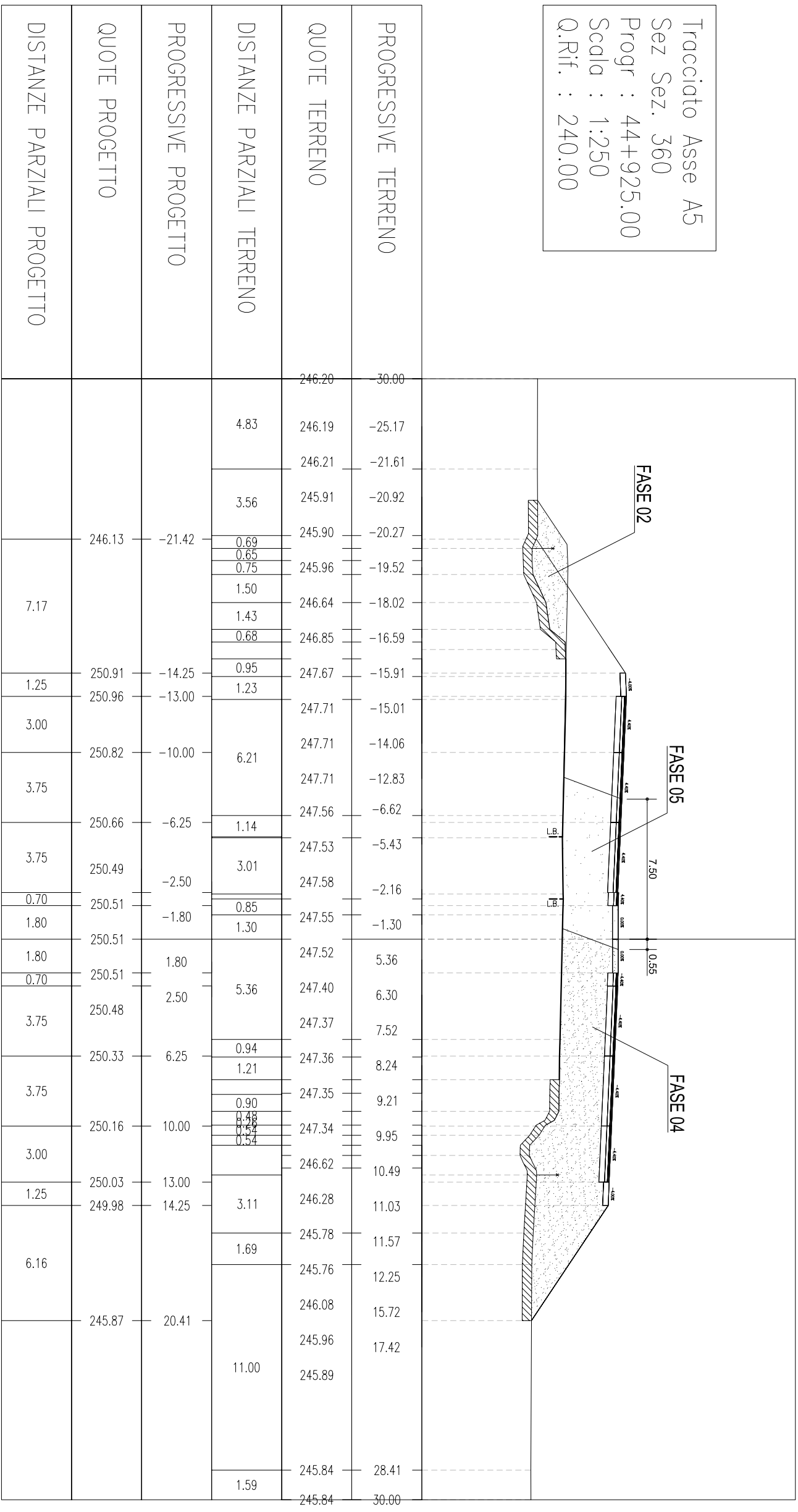
Tracciato Asse A5
 Sez Sez. 359
 Progr : 44+900.00
 Scala : 1:250
 Q.Rif. : 240.00



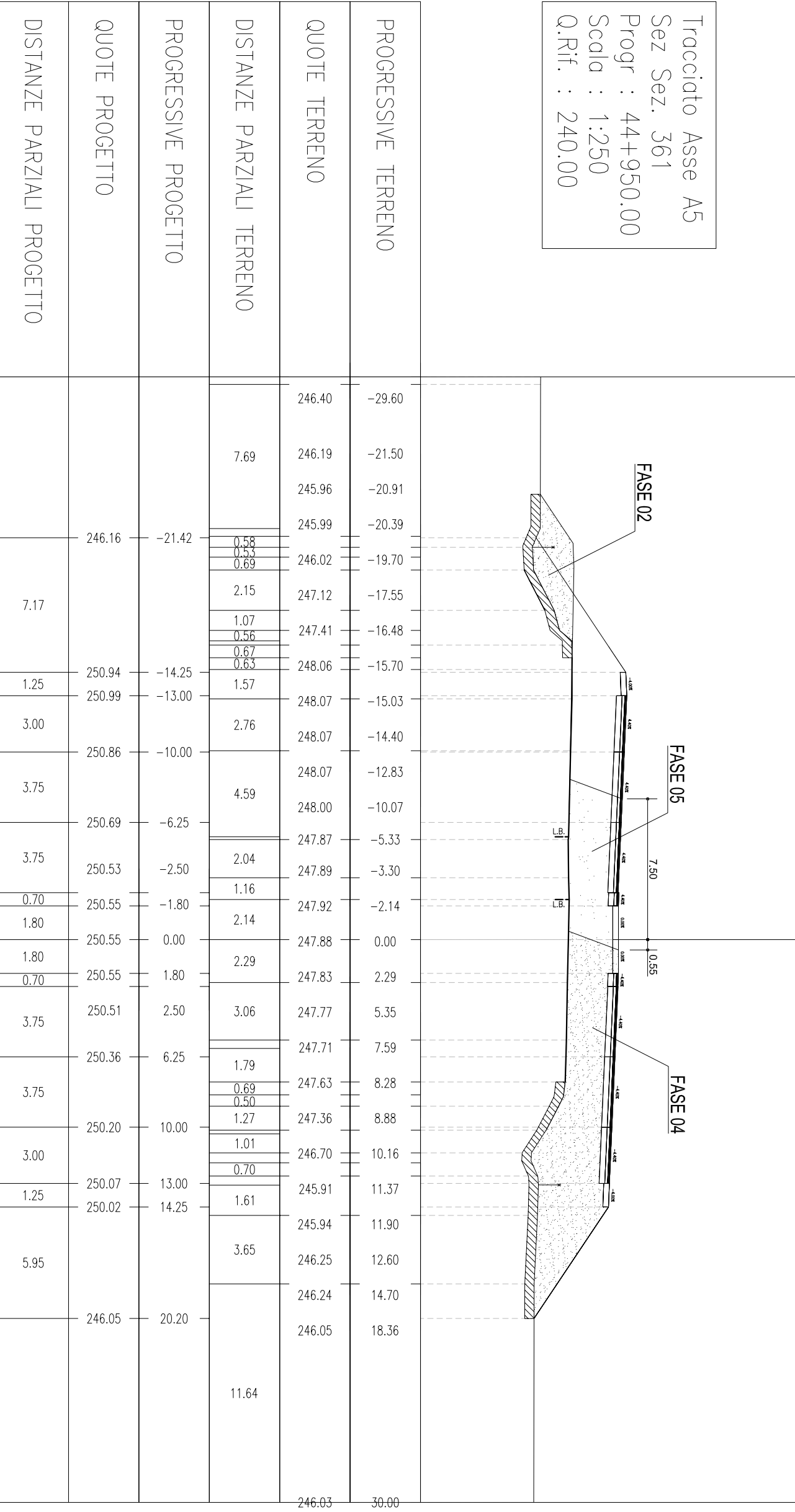
Tracciato Asse A5
 Sez Sez. 359 bis
 Progr : 44+904.00
 Scala : 1:250
 Q.Rif. : 240.00



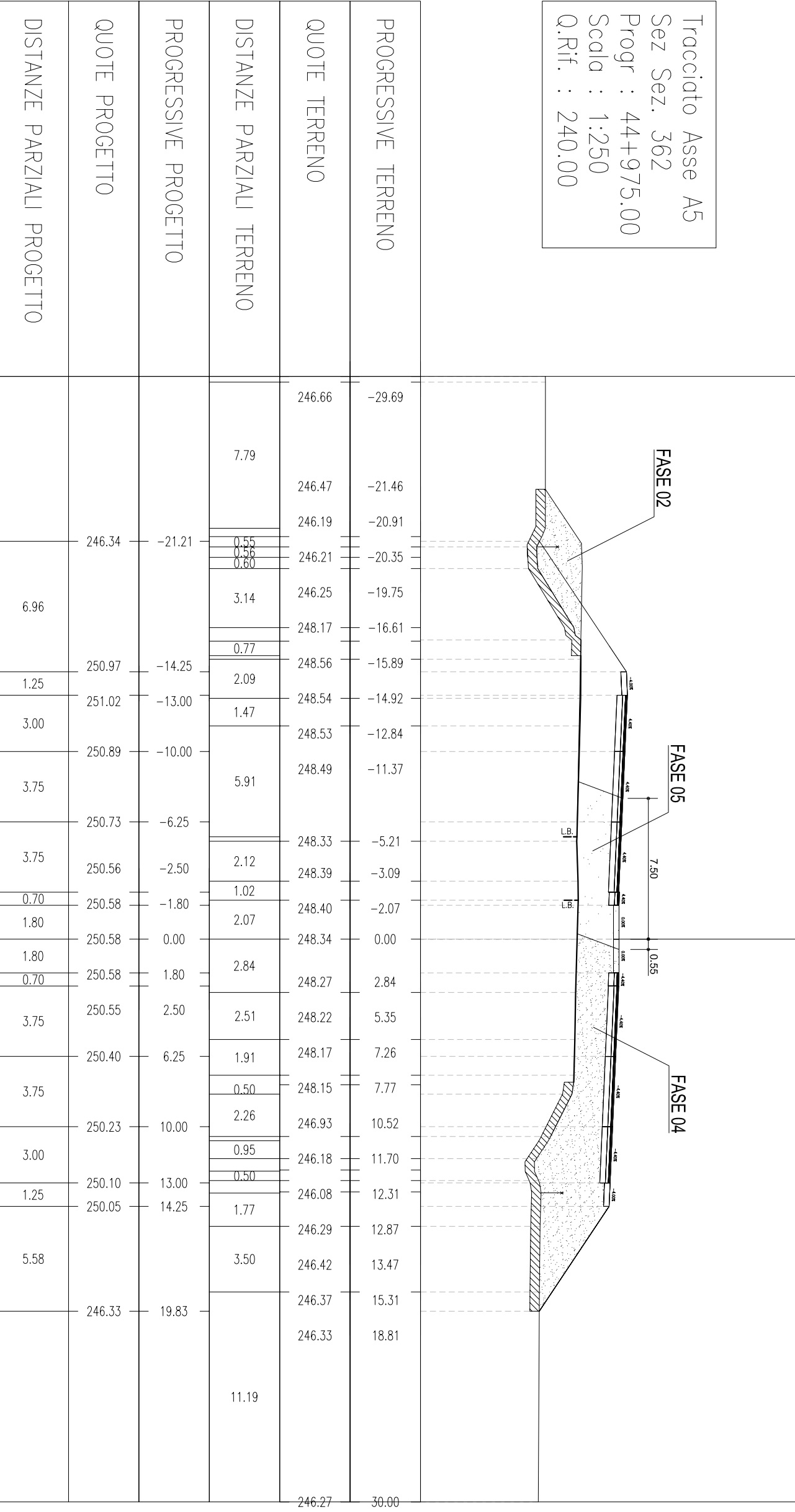
Tracciato Asse A5
 Sez Sez. 360
 Progr : 44+925.00
 Scala : 1:250
 Q.Rif. : 240.00



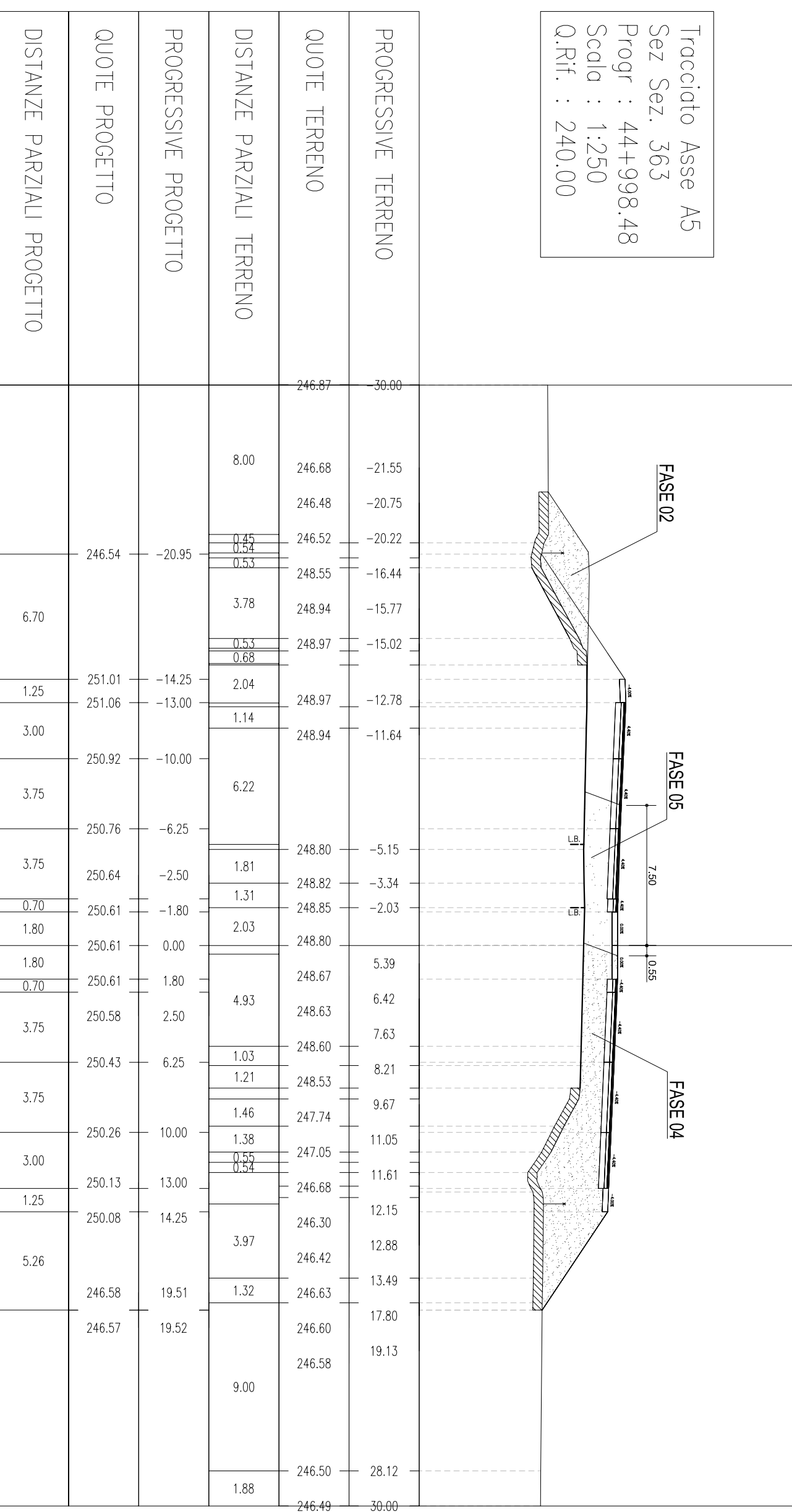
Tracciato Asse A5
 Sez Sez. 361
 Progr : 44+950.00
 Scala : 1:250
 Q.Rif. : 240.00



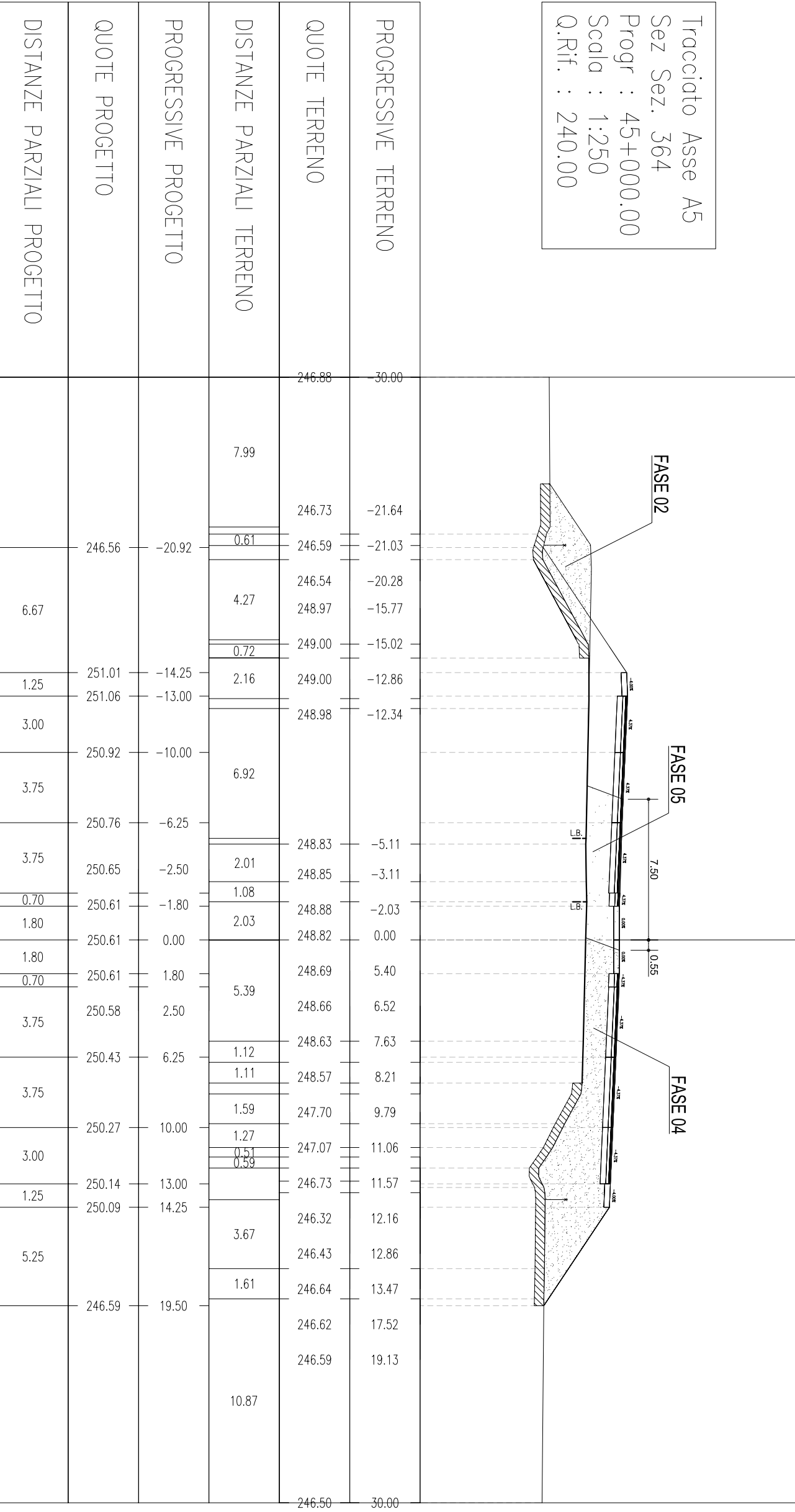
Tracciato Asse A5
 Sez Sez. 362
 Progr : 44+975.00
 Scala : 1:250
 Q.Rif. : 240.00



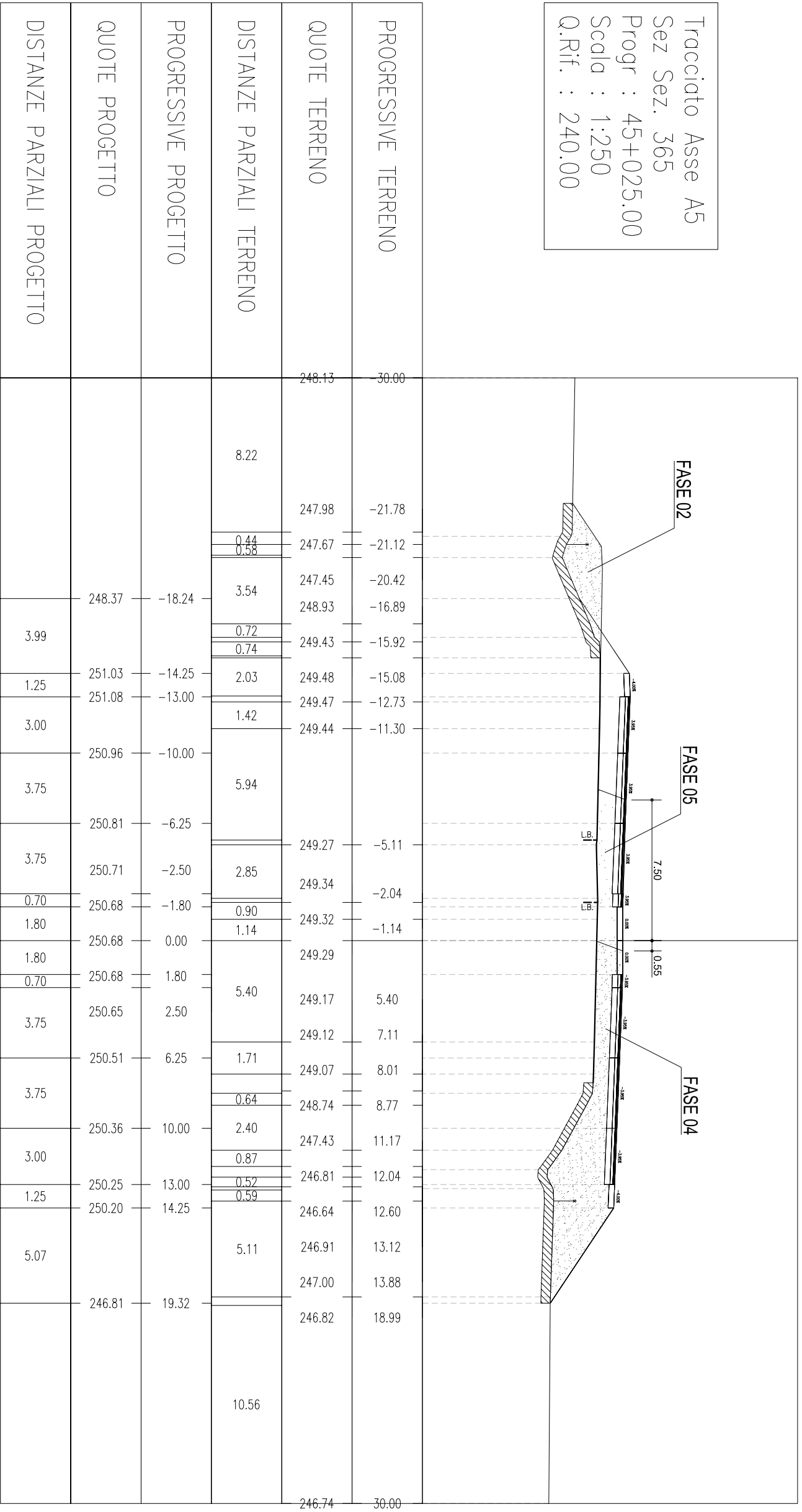
Tracciato Asse A5
 Sez Sez. 363
 Progr : 44+998.48
 Scala : 1:250
 Q.Rif. : 240.00



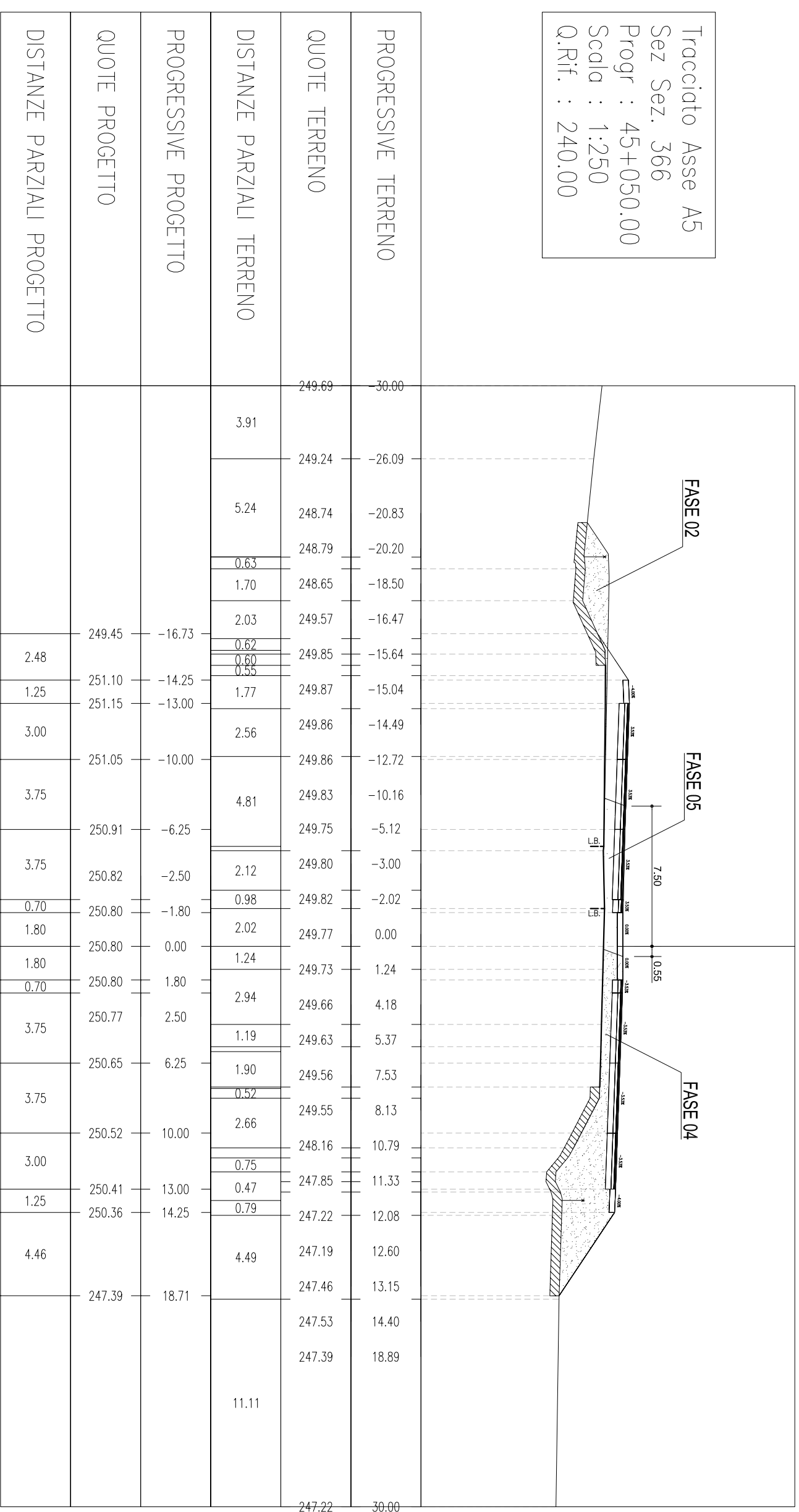
Tracciato Asse A5
 Sez Sez. 364
 Progr : 45+000.00
 Scala : 1:250
 Q.Rif. : 240.00



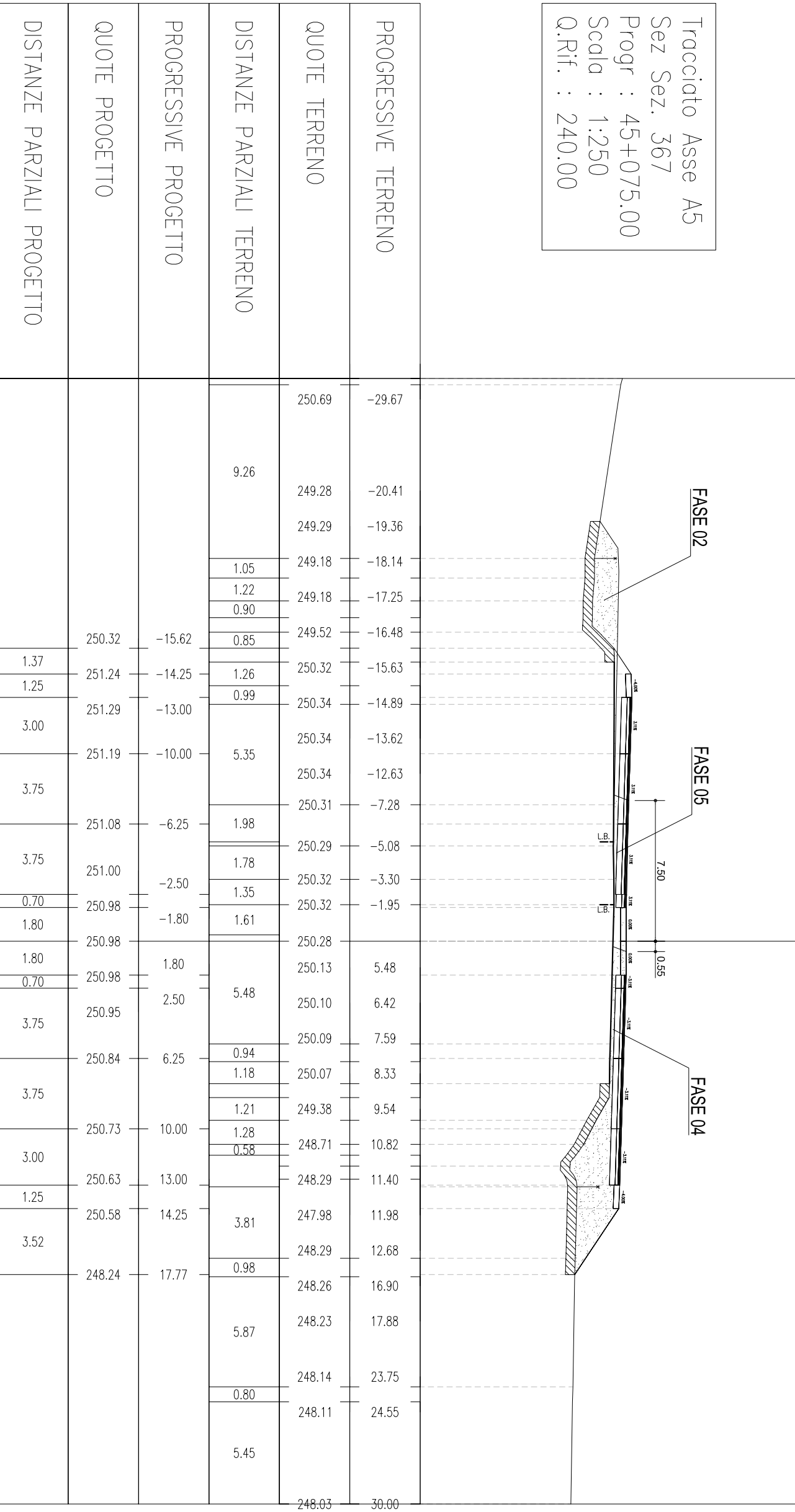
Tracciato Asse A5
 Sez Sez. 365
 Progr : 45+025.00
 Scala : 1:250
 Q.Rif. : 240.00



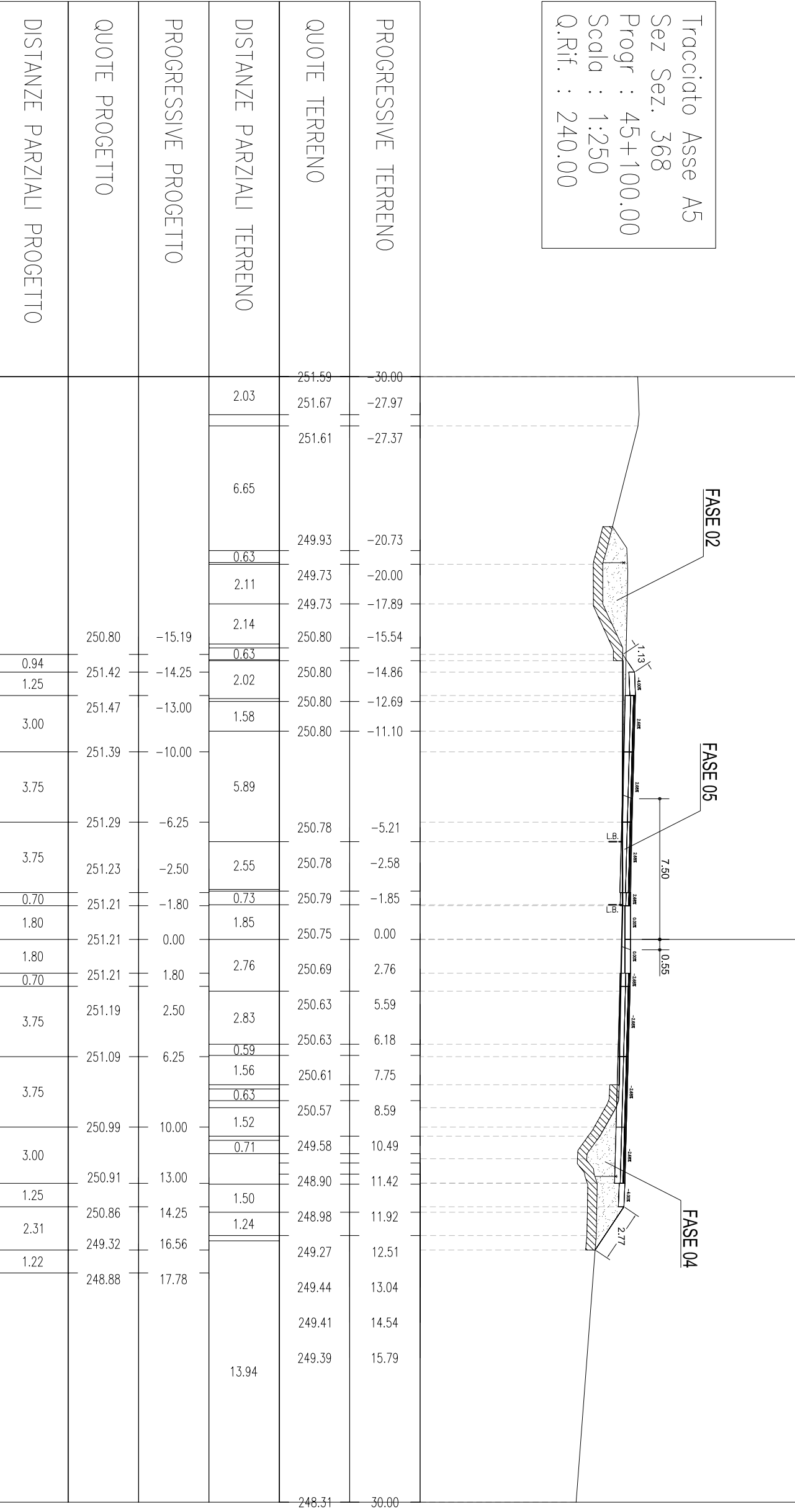
Tracciato Asse A5
 Sez Sez. 366
 Progr : 45+050.00
 Scala : 1:250
 Q.Rif. : 240.00



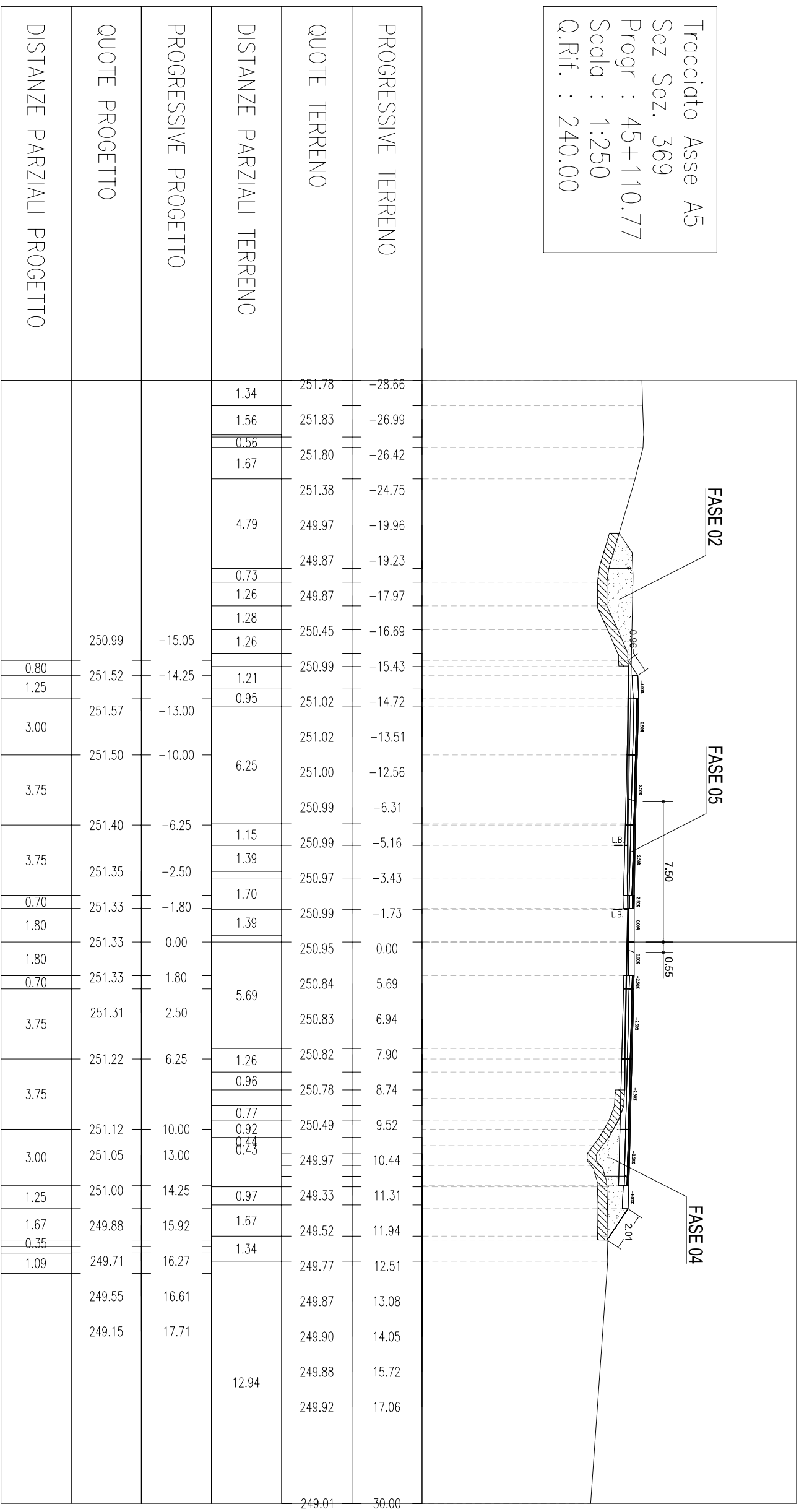
Tracciato Asse A5
 Sez Sez. 367
 Progr : 45+075.00
 Scala : 1:250
 Q.Rif. : 240.00



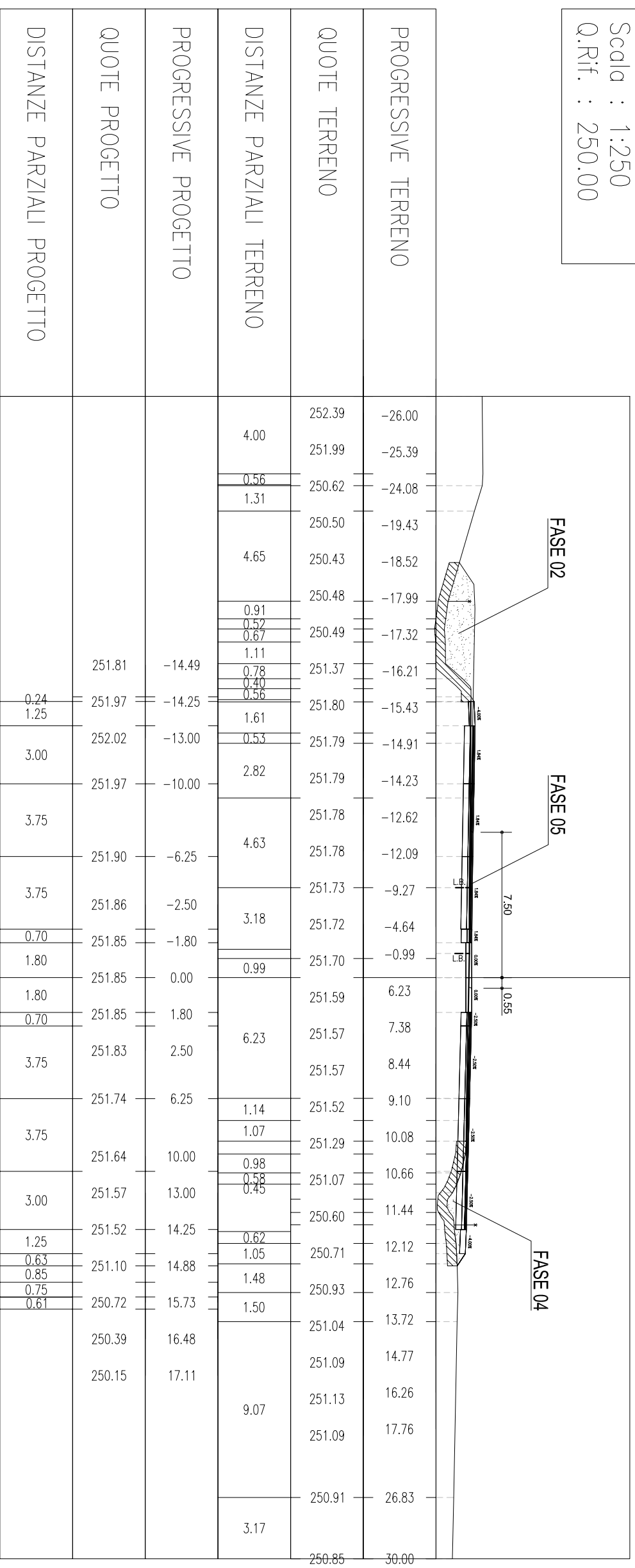
Tracciato Asse A5
 Sez. 368
 Progr. : 45+100.00
 Scala : 1:250
 Q.Rif. : 240.00



Tracciato Asse A5
 Sez Sez. 369
 Progr : 45+110.77
 Scala : 1:250
 Q.Rif. : 240.00



Tracciato Asse A5
 Sez Sez. 371
 Progr : 45+150.00
 Scala : 1:250
 Q.Rif. : 250.00

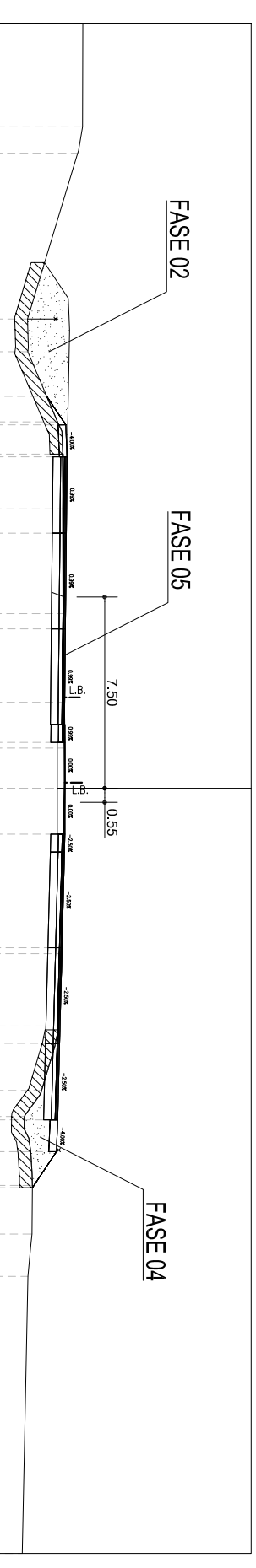


Tracciato Asse A5
 Sez Sez. 372
 Progr : 45+175.00
 Scala : 1:250
 Q.Rif. : 250.00

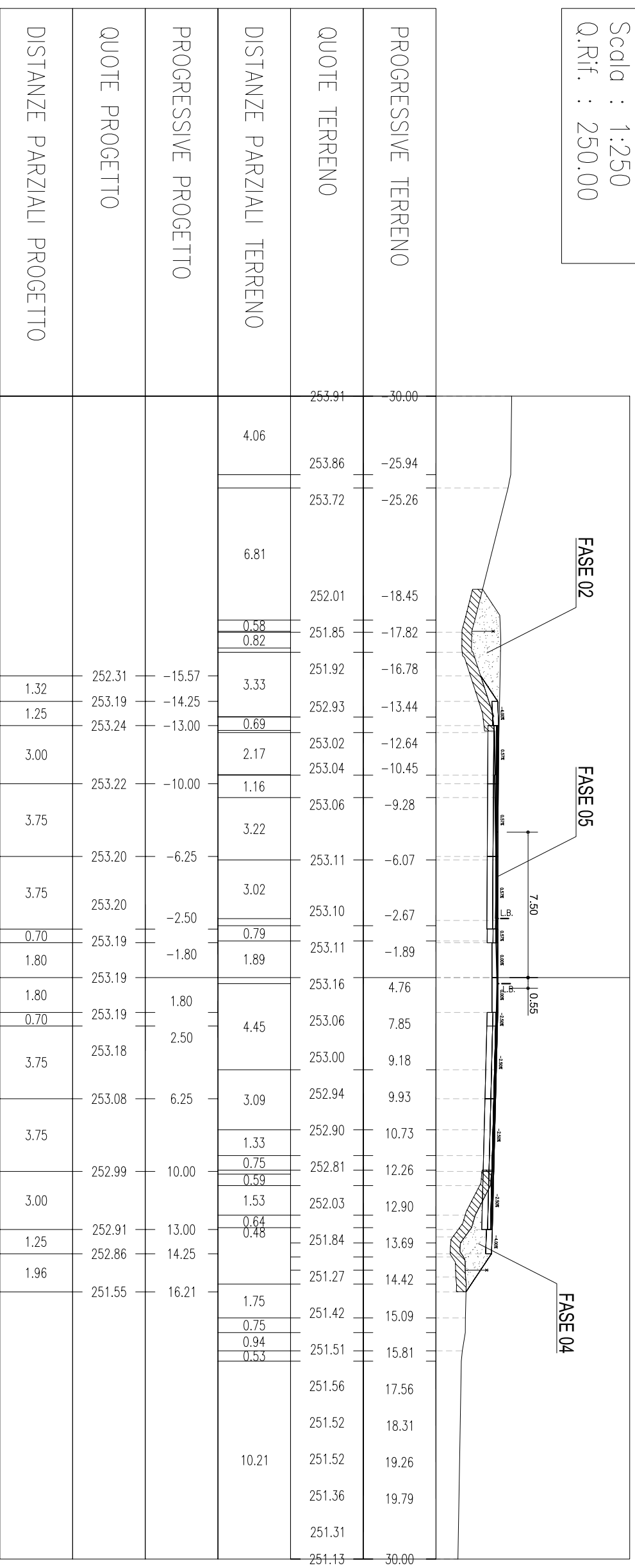
DISTANZE PARZIALI PROGETTO	QUOTE PROGETTO	PROGRESSIVE PROGETTO	DISTANZE PARZIALI TERRENO	QUOTE TERRENO	PROGRESSIVE TERRENO
			3.64	252.87	-29.52
			0.50	252.91	-25.88
			3.85	252.81	-25.10
			2.34	251.65	-21.26
			0.91	250.95	-18.52
			1.01	250.84	-17.61
	252.21	-14.43	2.08	251.26	-16.60
1.25	252.33	-14.25	0.56	252.21	-14.52
			0.66	252.23	-13.65
3.00	252.38	-13.00	1.48	252.23	-12.99
	252.34	-10.00	4.06	252.23	-11.50
3.75	252.28	-6.25	3.27	252.24	-7.44
	252.26	-2.50	2.37	252.22	-4.06
0.70	252.25	-1.80	0.72	252.24	-1.69
1.80	252.25	-1.80	0.79	252.25	-0.79
1.80	252.25	1.80		252.23	
0.70	252.25	2.50	6.23	252.06	6.70
3.75	252.23	6.25		252.02	8.84
	252.14	10.00	1.75	251.96	9.37
3.75	252.04	13.00	1.42	251.51	11.16
3.00	251.97	14.25	0.59	251.06	11.97
1.25	251.92	15.01	0.80	251.06	12.55
0.76	251.41	16.14	2.03	251.26	13.24
1.13	250.92	16.48	0.91	251.38	14.15
0.31	250.80			251.45	16.42
			11.04	251.34	17.83
				251.04	28.87
			1.13		

Tracciato Asse A5
 Sez Sez. 373
 Progr : 45+200.00
 Scala : 1:250
 Q.Rif. : 250.00

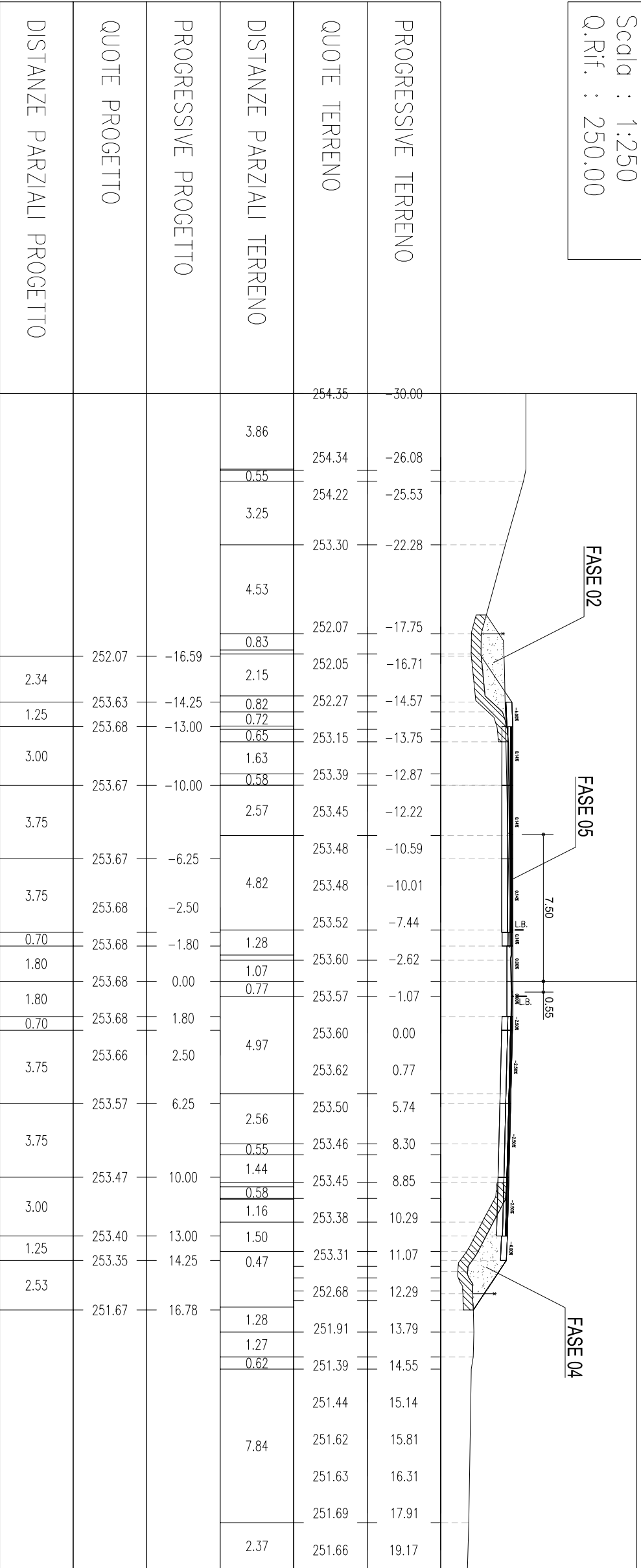
DISTANZE PARZIALI PROGETTO	QUOTE PROGETTO	PROGRESSIVE PROGETTO	DISTANZE PARZIALI TERRENO	QUOTE TERRENO	PROGRESSIVE TERRENO
			4.00	253.41	-30.00
			0.94	253.40	-25.94
				253.21	-24.91
			6.51		
			1.11	251.25	-18.40
				251.26	-17.12
	252.00	-15.37	2.75	252.60	-13.89
1.12	252.74	-14.25	0.78	252.63	-13.11
1.25	252.79	-13.00	1.64	252.64	-11.47
3.00	252.76	-10.00	0.51	252.64	-10.95
3.75	252.76	-10.00	4.11	252.64	-10.95
	252.73	-6.25		252.65	-6.85
3.75	252.69	-2.50	3.29	252.67	-3.37
0.70	252.71	-1.80	1.79	252.69	-1.58
1.80	252.71	-1.80	1.36	252.69	-1.58
1.80	252.71	1.80		252.70	
0.70	252.71	1.80		252.70	
3.75	252.69	2.50	6.48	252.57	6.48
	252.60	6.25		252.55	7.29
3.75	252.60	6.25	0.81	252.45	9.32
	252.50	10.00	2.03	252.33	10.05
3.00	252.50	10.00	0.58	252.33	10.05
	252.43	13.00	1.77	251.80	11.85
1.25	252.38	14.25	0.84	251.15	12.82
1.41	252.38	14.25	0.91	251.12	13.36
	251.44	15.66	1.90	251.36	14.19
			1.26	251.43	15.16
				251.42	17.48
				251.26	19.14
			10.86		
				251.04	30.00



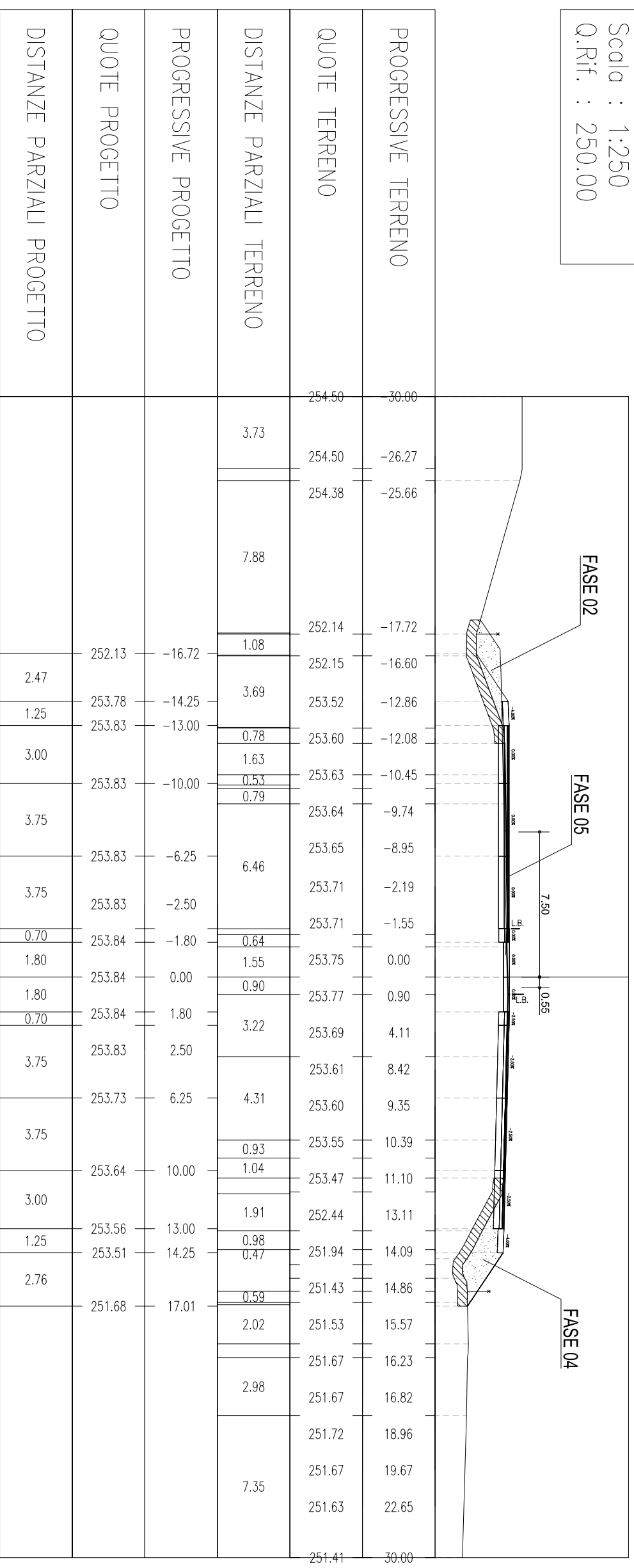
Tracciato Asse A5
 Sez Sez. 374
 Progr : 45+225.00
 Scala : 1:250
 Q.Rif. : 250.00



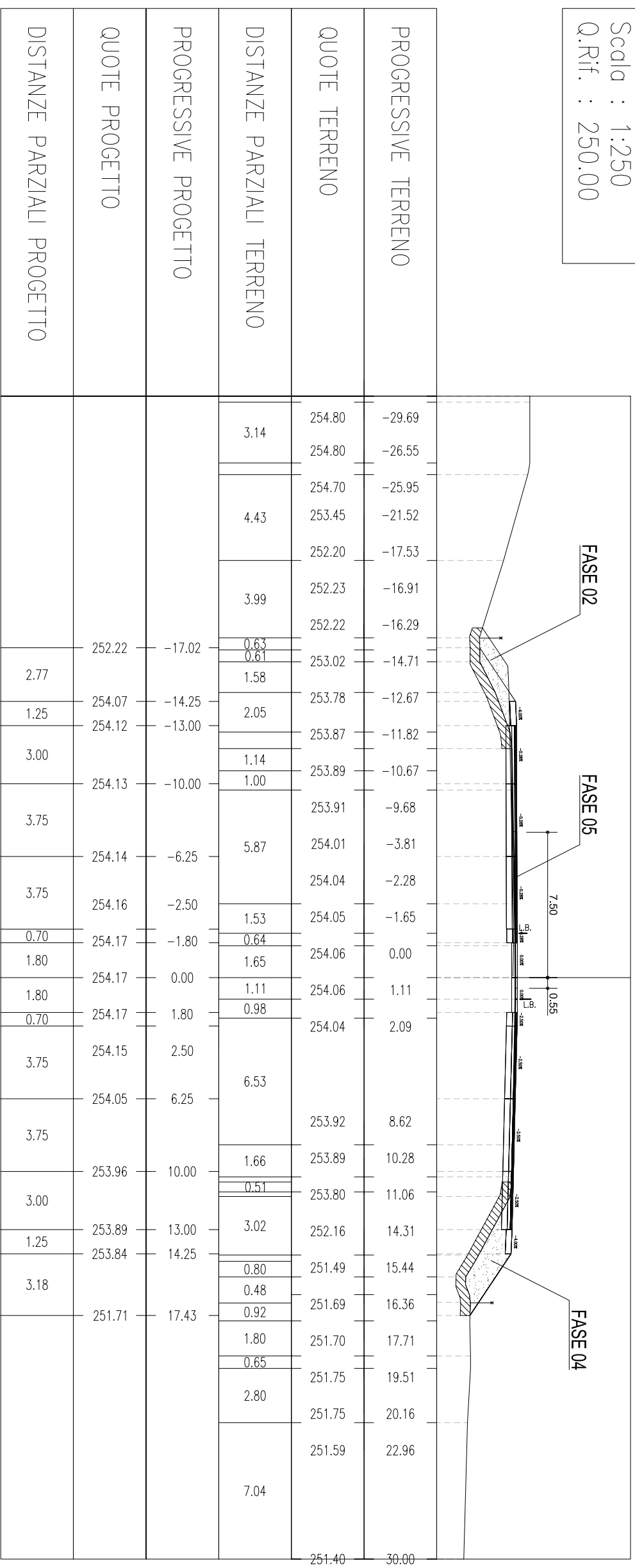
Tracciato Asse A5
 Sez Sez. 375
 Progr : 45+250.00
 Scala : 1:250
 Q.Rif. : 250.00



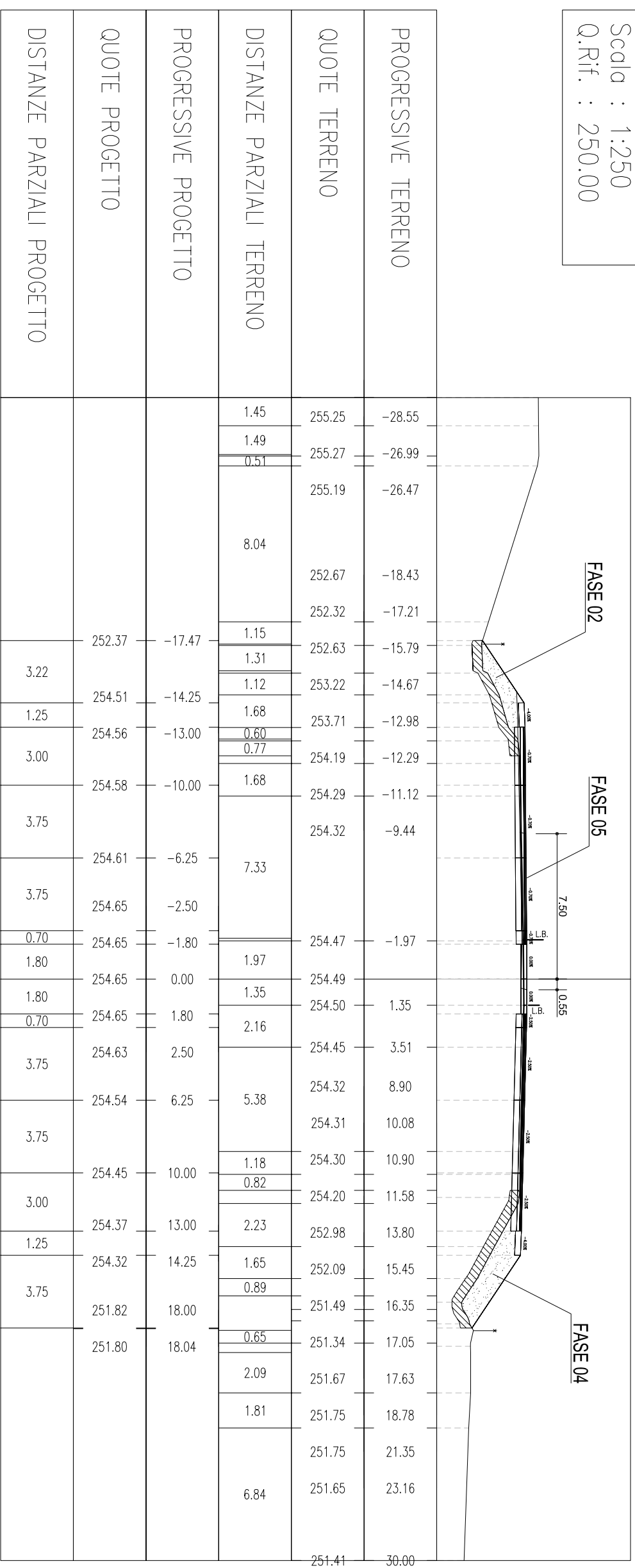
Tracciato Asse A5
 Sez Sez. 376
 Progr : 45+258.52
 Scala : 1:250
 Q.Rif. : 250.00



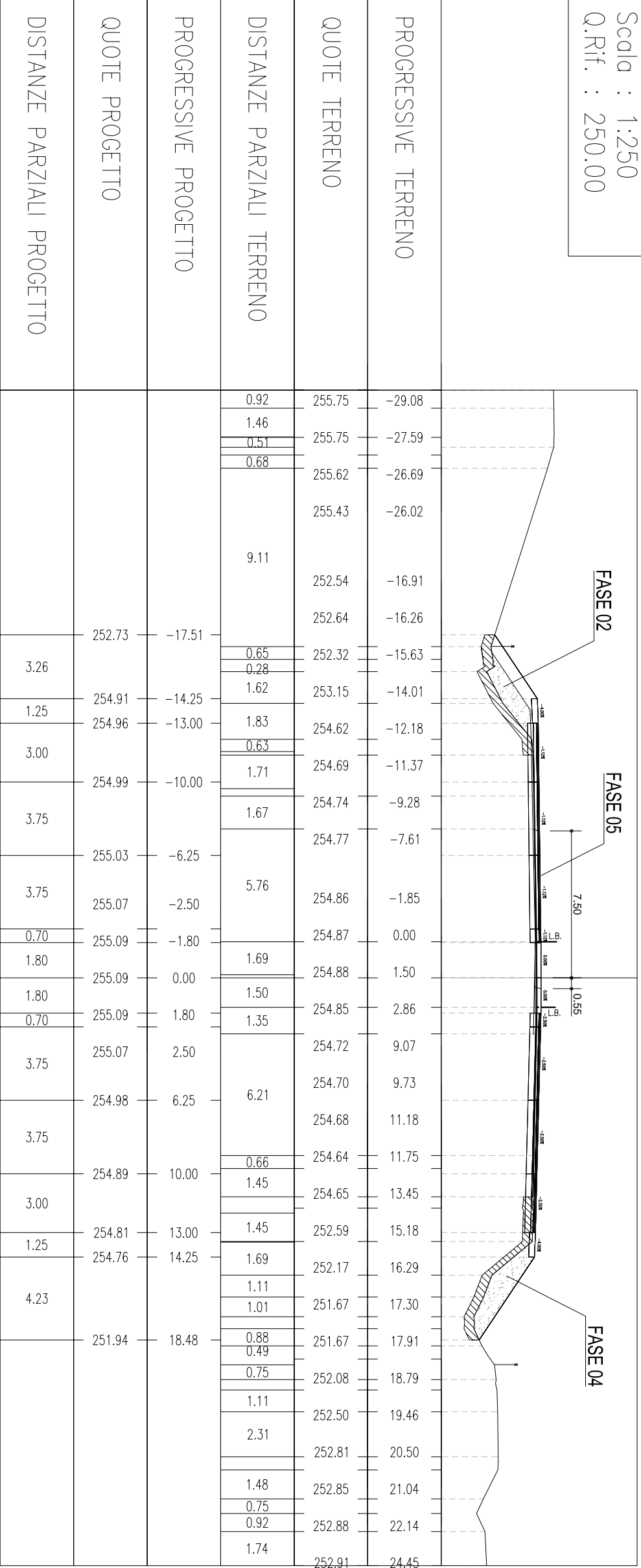
Tracciato Asse A5
 Sez Sez. 377
 Progr : 45+275.00
 Scala : 1:250
 Q.Rif. : 250.00



Tracciato Asse A5
 Sez Sez. 378
 Progr : 45+300.00
 Scala : 1:250
 Q.Rif. : 250.00

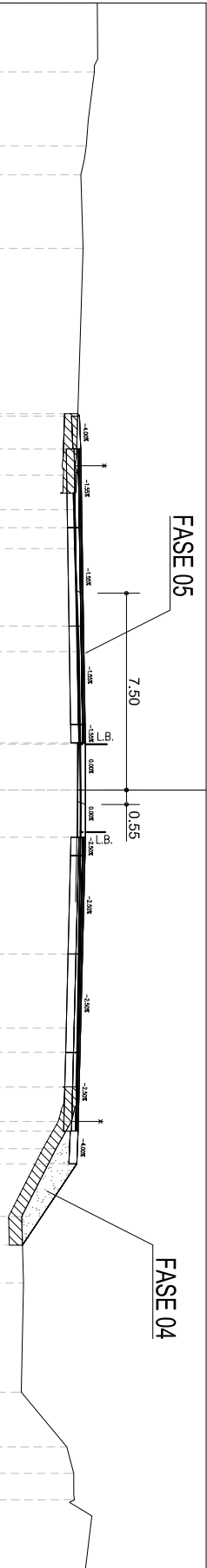


Tracciato Asse A5
 Sez Sez. 379
 Progr : 45+325.00
 Scala : 1:250
 Q.Rif. : 250.00



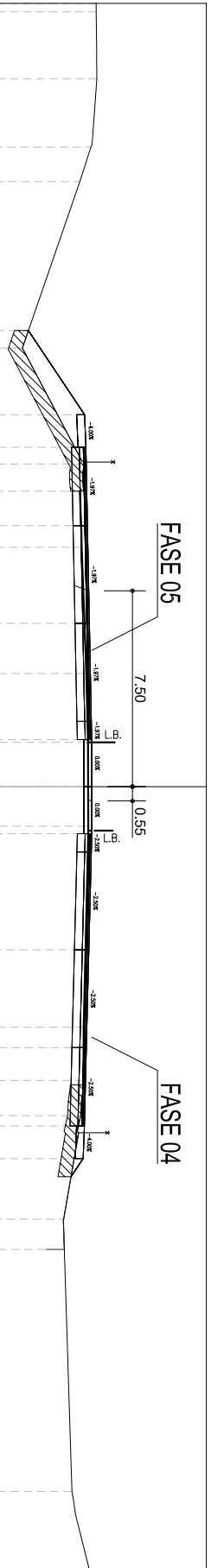
Tracciato Asse A5
 Sez Sez. 380
 Progr : 45+350.00
 Scala : 1:250
 Q.Rif. : 250.00

DISTANZE PARZIALI PROGETTO	QUOTE PROGETTO	PROGRESSIVE PROGETTO	DISTANZE PARZIALI TERRENO	QUOTE TERRENO	PROGRESSIVE TERRENO
			2.13	255.75	-27.37
			1.84	255.52	-25.53
			0.97	255.44	-24.56
			0.55	255.44	-24.56
			0.55	255.37	-24.01
			2.81	255.24	-23.45
				255.32	-20.64
			7.96	255.06	-12.64
	1.25	255.12		255.06	-12.00
	3.00	255.23	0.61	254.96	-11.32
			0.63	254.96	-11.32
	3.75	255.28	1.48	254.98	-10.68
			3.92	255.01	-9.20
	3.75	255.34		255.16	-5.27
			3.53	255.21	-1.75
	0.70	255.41	1.75	255.23	0.77
	1.80	255.41	0.77	255.23	0.77
	1.80	255.41	0.84	255.23	1.61
	0.70	255.41		255.23	1.61
	3.75	255.40	7.47	255.23	1.61
			6.25	255.30	9.08
	3.75	255.30		255.12	9.08
			10.00	255.07	11.32
	3.00	255.21	2.16	255.08	11.98
			0.62	255.08	11.98
			0.51	255.08	11.98
	1.25	255.13	1.04	254.88	12.63
	3.10	255.08	2.58	254.88	12.63
			2.54	254.29	13.67
				252.99	16.25
			4.16	253.06	18.79
			2.09	252.97	22.95
			1.01	254.70	25.04
			0.85	254.97	26.05
			0.52	254.97	26.89
			2.33	254.97	26.89
				255.65	27.67

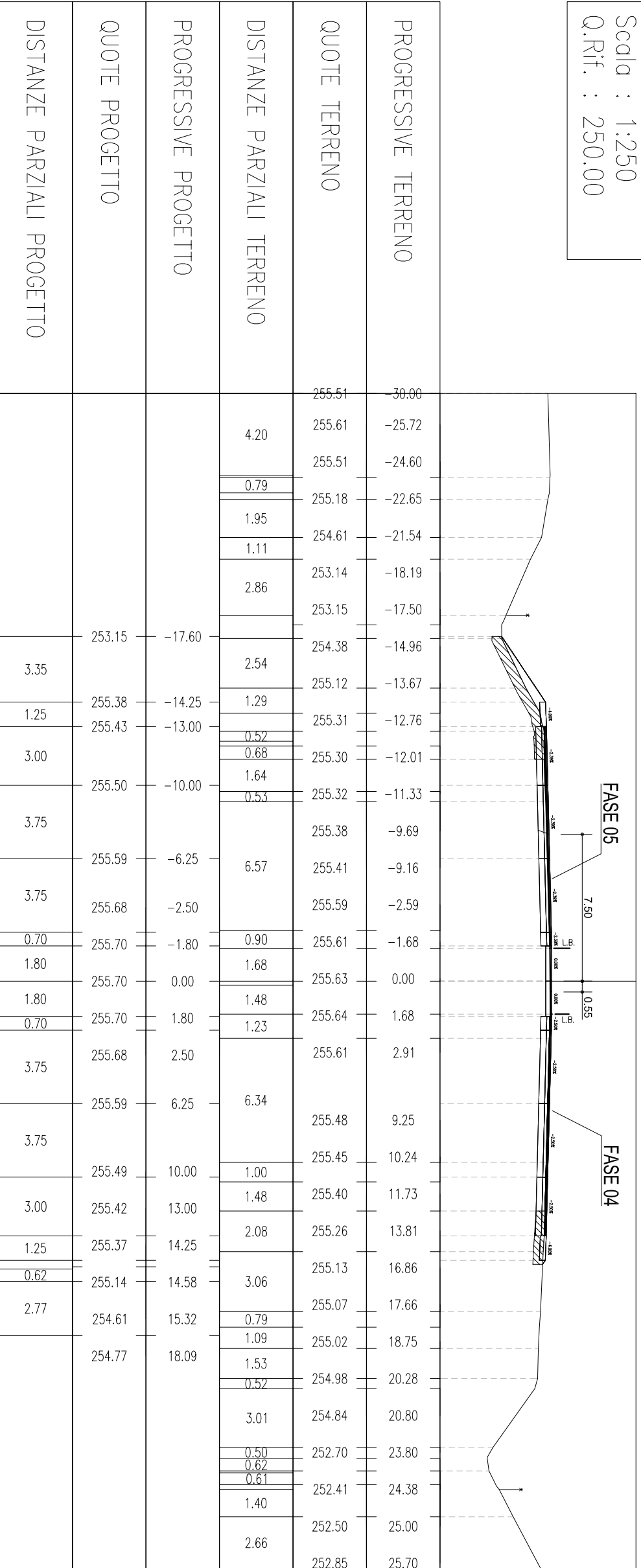


Tracciato Asse A5
 Sez Sez. 381
 Progr : 45+375.00
 Scala : 1:250
 Q.Rif. : 250.00

DISTANZE PARZIALI PROGETTO	QUOTE PROGETTO	PROGRESSIVE PROGETTO	DISTANZE PARZIALI TERRENO	QUOTE TERRENO	PROGRESSIVE TERRENO
			1.59	255.80	-28.01
			0.88	255.81	-27.12
			2.48	255.59	-24.50
			1.32	255.16	-23.18
			6.38		
3.22	253.19	-17.47	4.33	252.96	-16.80
1.25	255.34	-14.25		255.24	-12.47
3.00	255.39	-13.00		255.26	-11.97
			1.55	255.16	-11.32
3.75	255.45	-10.00	0.59	255.22	-9.77
			4.84	255.23	-9.17
3.75	255.52	-6.25		255.41	-4.33
			2.63	255.48	-1.70
0.70	255.62	-1.80	1.70	255.48	-1.70
1.80	255.62	0.00	1.51	255.48	1.51
0.70	255.62	1.80	0.75	255.47	2.44
3.75	255.60	2.50		255.47	2.44
			6.78		
3.75	255.50	6.25		255.31	9.21
			2.04	255.30	11.25
3.00	255.41	10.00	0.54	255.22	12.06
			0.61	255.19	12.60
1.25	255.29	14.25	3.29	255.19	12.60
0.69	254.82	14.94		255.06	13.22
0.97	254.13	15.91		254.54	16.57
0.31	254.13	15.91		254.54	16.57
1.39	254.13	15.91		254.54	16.57
	253.81	16.34			
	253.90	17.73	10.25		
				254.86	27.00
			2.11	255.00	27.89
				255.53	30.00

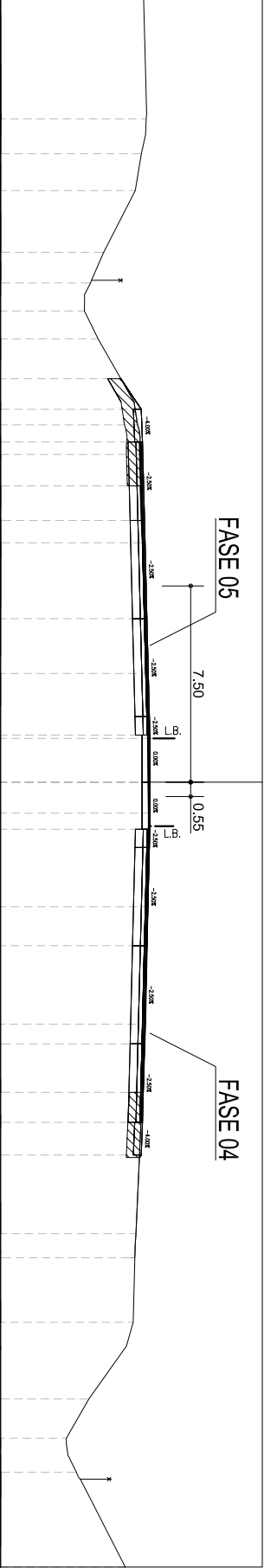


Tracciato Asse A5
 Sez Sez. 382
 Progr : 45+400.00
 Scala : 1:250
 Q.Rif. : 250.00



Tracciato Asse A5
 Sez Sez. 383
 Progr : 45+406.26
 Scala : 1:250
 Q.Rif. : 250.00

DISTANZE PARZIALI PROGETTO	QUOTE PROGETTO	PROGRESSIVE PROGETTO	DISTANZE PARZIALI TERRENO	QUOTE TERRENO	PROGRESSIVE TERRENO
			4.44	255.54	-24.74
				255.38	-24.02
			0.62	255.15	-22.61
			0.72	253.94	-20.25
			1.40	253.47	-19.17
			2.36	253.21	-18.62
			1.08	253.21	-18.01
			0.46	253.21	-18.01
			1.07	253.21	-18.01
	254.59	-15.42	2.40	253.73	-16.94
1.17	255.37	-14.25	0.87	255.10	-14.53
1.25	255.42	-13.00		255.33	-13.23
3.00	255.50	-10.00	1.20	255.31	-12.52
			1.24	255.31	-12.52
			0.93	255.34	-11.33
3.75	255.59	-6.25	5.00	255.39	-10.08
				255.43	-9.15
3.75	255.69	-2.50	2.48	255.57	-4.15
0.70	255.70	-1.80	1.67	255.63	-1.67
1.80	255.70	0.00	1.19	255.65	1.19
1.80	255.70	1.80		255.66	1.19
0.70	255.70	1.80	3.08	255.66	1.19
3.75	255.69	2.50		255.61	4.76
			4.49	255.61	4.76
3.75	255.59	6.25		255.52	9.25
			2.16	255.52	9.25
3.00	255.50	10.00		255.43	11.85
			0.87	255.43	11.85
1.25	255.42	13.00		255.38	12.72
0.70	255.37	14.25	4.53	255.38	12.72
3.12	254.81	15.06		255.17	17.26
				255.13	17.94
	254.99	18.18	2.71	255.13	17.94
			0.91	255.06	20.65
			2.02	254.81	21.56
			1.50	253.37	23.58
				252.51	25.08
				252.57	25.72
			3.35	252.57	25.72
				252.90	26.38

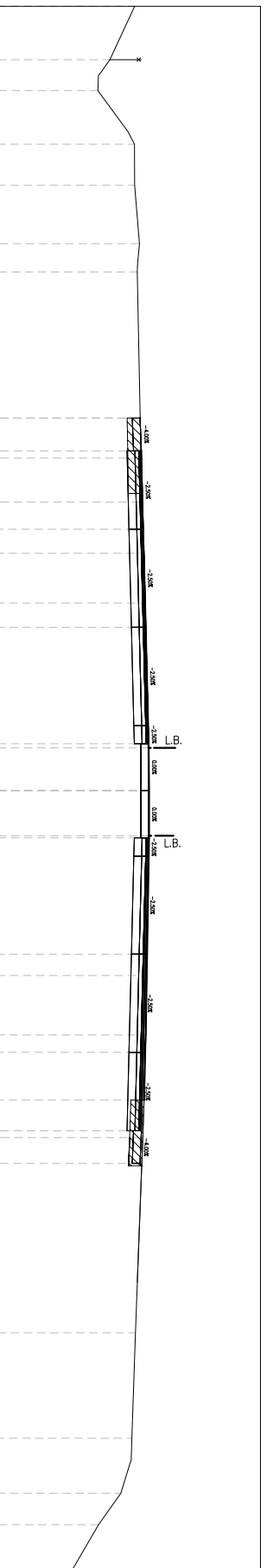


Tracciato Asse A5
 Sez Sez. 384
 Progr : 45+425.00
 Scala : 1:250
 Q.Rif. : 250.00

DISTANZE PARZIALI PROGETTO	QUOTE PROGETTO	PROGRESSIVE PROGETTO	DISTANZE PARZIALI TERRENO	QUOTE TERRENO	PROGRESSIVE TERRENO
			3.49	255.43	-26.51
			1.67	255.47	-24.84
			0.57	255.42	-24.18
			0.99	255.21	-23.19
			2.10	254.15	-20.83
			0.95	253.72	-19.87
			2.42	253.82	-19.20
	255.33	-14.32	0.72	255.18	-16.78
			0.72	255.35	-15.79
1.25	255.38	-14.25	2.91	255.32	-14.68
3.00	255.43	-13.00		255.39	-11.77
			2.13	255.41	-11.26
3.75	255.51	-10.00		255.52	-8.85
			7.19	255.60	-6.25
3.75	255.69	-2.50		255.71	-1.48
0.70	255.71	-1.80	1.04	255.70	-1.48
1.80	255.71	0.00	1.70	255.71	1.70
1.80	255.71	1.80	0.72	255.72	1.70
0.70	255.71	1.80		255.70	2.42
3.75	255.69	2.50		255.70	2.42
			6.87	255.60	6.25
3.75	255.60	6.25		255.57	9.29
			1.00	255.51	10.00
3.00	255.51	10.00	1.61	255.55	10.29
			3.45	255.43	13.00
1.25	255.43	13.00		255.49	11.90
4.16	255.38	14.25		255.36	15.35
			3.39	255.36	15.35
	255.65	18.44	1.93	255.21	18.74
			1.97	255.14	20.67
			0.91	255.09	22.63
			3.18	254.82	23.54
				254.57	24.06
				252.72	27.24
			0.51	252.71	27.77
			1.30	252.71	27.77

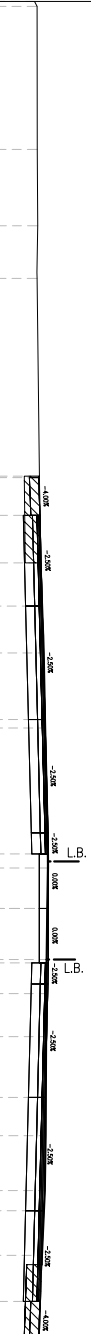
Tracciato Asse A5
 Sez Sez. 385
 Progr : 45+450.00
 Scala : 1:250
 Q.Rif. : 250.00

DISTANZE PARZIALI PROGETTO	QUOTE PROGETTO	PROGRESSIVE PROGETTO	DISTANZE PARZIALI TERRENO	QUOTE TERRENO	PROGRESSIVE TERRENO
			2.04	253.80	-27.35
			0.54	253.77	-26.78
			1.57	255.18	-24.73
			0.48	255.18	-23.16
			1.57	255.18	-23.16
			2.24	255.37	-20.92
			0.78	255.29	-19.84
	255.39	-14.26	7.12		
1.25	255.39	-14.25			
3.00	255.44	-13.00	1.35	255.42	-12.72
				255.45	-11.04
3.75	255.52	-10.00	1.96	255.53	-9.08
			1.90	255.58	-7.18
3.75	255.61	-6.25	5.54		
	255.70	-2.50			
0.70	255.72	-1.80	1.64	255.72	-1.64
1.80	255.72	1.80	1.62	255.73	1.72
0.70	255.72	2.50			
3.75	255.70	2.50	5.34		
	255.61	6.25	2.28	255.64	7.06
3.75	255.52	10.00	2.13	255.61	9.34
3.00	255.44	13.00	1.43	255.54	11.83
1.25	255.39	14.25		255.49	13.26
1.34	256.34	15.68	7.47		
3.12	256.53	18.80			
				255.21	20.73
			4.03	255.08	24.76
			0.86	255.05	25.62
			1.15	254.66	26.87
			1.20	253.80	28.07
			1.69		



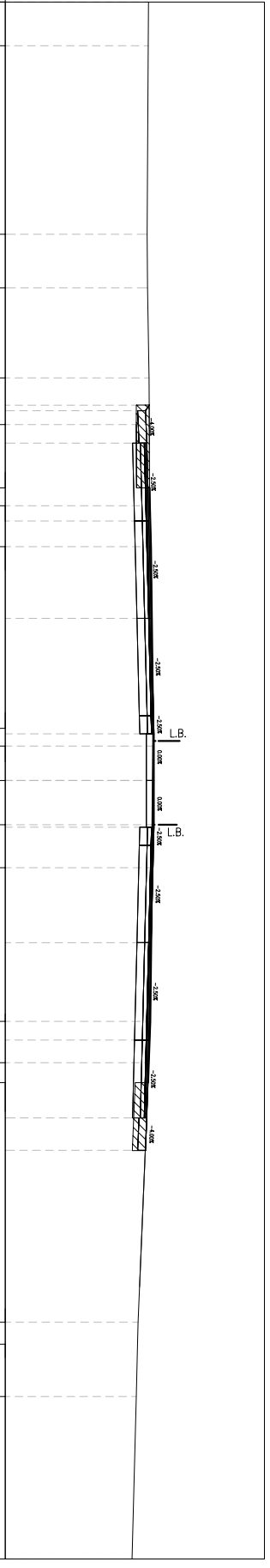
Tracciato Asse A5
 Sez Sez. 386
 Progr : 45+475.00
 Scala : 1:250
 Q.Rif. : 250.00

DISTANZE PARZIALI PROGETTO	QUOTE PROGETTO	PROGRESSIVE PROGETTO	DISTANZE PARZIALI TERRENO	QUOTE TERRENO	PROGRESSIVE TERRENO
			4.73	255.35	-29.83
			2.49	255.36	-25.10
			1.55	255.38	-22.58
				255.35	-20.84
	1.25	255.43	9.41	255.43	-14.30
	3.00	255.40		255.40	-14.25
	3.75	255.45		255.45	-13.00
	3.75	255.53	2.32	255.53	-10.00
			0.57	255.56	-9.02
			2.48	255.57	-8.45
	3.75	255.62		255.62	-6.25
	0.70	255.71	3.74	255.71	-2.50
	1.80	255.73	0.67	255.73	-1.80
	1.80	255.73	1.34	255.69	-1.34
	0.70	255.73	1.69	255.67	1.69
	3.75	255.73	1.13	255.67	1.69
			1.42	255.66	2.82
	3.75	255.71		255.65	4.24
			3.28	255.65	4.24
	3.75	255.62		255.64	7.52
			1.81	255.64	7.52
	3.00	255.53		255.61	9.33
			2.15	255.61	9.33
	1.25	255.45		255.52	11.48
	1.90	255.40		255.52	11.48
	0.89	256.69	9.41	255.52	11.48
	2.08	257.28		255.19	21.19
				255.19	21.19
			1.06	255.15	22.25
			0.57	255.15	22.25
			6.22	255.13	22.83
				254.94	29.05
			0.71	254.94	29.05
				254.62	29.76



Tracciato Asse A5
 Sez Sez. 387
 Progr : 45+500.00
 Scala : 1:250
 Q.Rif. : 250.00

DISTANZE PARZIALI TERRENO	QUOTE TERRENO	PROGRESSIVE TERRENO	DISTANZE PARZIALI PROGETTO	QUOTE PROGETTO	PROGRESSIVE PROGETTO
1.68	255.53	-30.00			
	255.52	-28.32			
7.27					
	255.47	-21.05			
2.06	255.49	-18.99			
	255.55	-15.51			
3.48				255.55	-14.46
	255.55	-13.72		255.41	-14.25
1.80	255.56	-11.28		255.46	-13.00
	255.57	-10.59		255.54	-10.00
2.44					
0.68	255.58	-9.01			
1.58	255.62				
	255.63	-6.25			
7.00					
	255.70	-2.01			
	255.71	-1.33			
	255.70				
1.33	255.71				
	255.70				
1.70	255.68	1.70			
	255.66	3.36			
1.65					
	255.72				
2.50					
	255.63	6.25			
5.92					
	255.59	9.28			
	255.54	10.87			
	255.54				
1.59					
0.77	255.51	11.64			
	255.46				
	255.41				
	257.29				
9.23					
	257.92				
	258.22				
	258.28				
	255.12	20.87			
0.85	255.10	21.73			
	255.05	23.74			
6.26					
	254.89	-30.00			



Tracciato Asse A5
 Sez Sez. 388
 Progr : 45+525.00
 Scala : 1:250
 Q.Rif. : 250.00

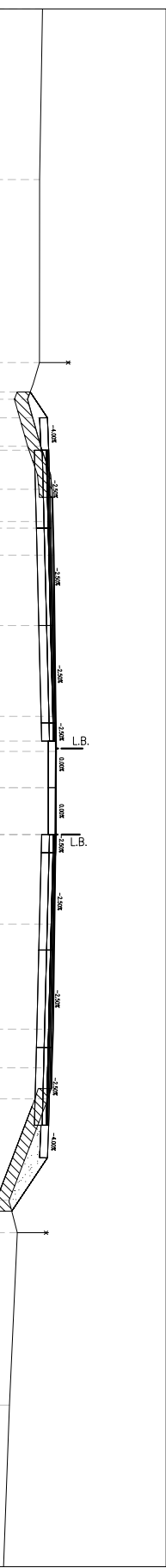
DISTANZE PARZIALI PROGETTO	QUOTE PROGETTO	PROGRESSIVE PROGETTO	DISTANZE PARZIALI TERRENO	QUOTE TERRENO	PROGRESSIVE TERRENO
			2.65	259.69	30.00
			3.38	259.34	-27.35
			6.29	259.05	-23.97
5.47	259.07	-19.72	1.46	259.08	-17.67
			2.88	258.74	-16.22
1.25	255.42	-14.25	1.67	255.46	-13.32
3.00	255.47	-13.00	1.27	255.57	-11.23
			1.01	255.60	-9.96
3.75	255.55	-10.00	3.97	255.62	-8.95
			3.45	255.67	-4.98
3.75	255.64	-6.25	0.42	258.76	
0.70	255.73	-2.50	1.11	258.81	-1.11
1.80	255.75	-1.80	0.58	258.84	0.58
1.80	255.75	0.00	1.13	258.84	1.71
0.70	255.75	1.80	3.60	255.70	
3.75	255.73	2.50	3.95	255.66	5.32
			1.25	255.62	9.26
3.75	255.64	6.25	0.98	255.59	10.51
			1.60	255.57	11.49
3.00	255.55	10.00	4.07	255.52	13.40
1.25	255.47	13.00	2.72	259.01	17.47
5.61	255.42	14.25	5.73	259.18	20.19
			4.08	259.05	25.92
				259.41	30.00

Tracciato Asse A5
 Sez Sez. 389
 Progr : 45+550.00
 Scala : 1:250
 Q.Rif. : 250.00

PROGRESSIVE TERRENO	QUOTE TERRENO	DISTANZE PARZIALI TERRENO	PROGRESSIVE PROGETTO	QUOTE PROGETTO	DISTANZE PARZIALI PROGETTO
30.00	255.13				
-27.50	255.14	2.50			
-26.45	255.34	1.05			
-25.48	255.11	0.97			
-17.97	254.91	7.50			
-16.20	254.37	1.77			
-15.47	254.42	2.76	254.30	1.70	1.70
-12.57	255.45	1.31	255.48	1.25	1.25
-11.26	255.60	1.96		3.00	3.00
-8.94	255.66		255.56	3.75	3.75
-6.25	255.65	6.54	255.65	3.75	3.75
-2.41	255.74		255.74	0.70	0.70
-1.25	255.75	0.91	255.76	1.80	1.80
1.74	255.74	1.25	255.76	1.80	1.80
2.59	255.73	1.74	255.76	0.70	0.70
2.59	255.72	0.86	255.74	3.75	3.75
2.59	255.72	2.50	255.74		
9.28	255.66	6.69	255.65	3.75	3.75
11.32	255.66	2.04	255.56	3.00	3.00
13.01	255.65	1.26	255.48	1.25	1.25
15.56	255.49	2.55	255.43	0.35	0.35
16.92	254.10	1.36	255.20		
18.18	253.50	1.17			
18.18	254.52	4.61			
22.79	254.40	7.21			
30.00	255.25				

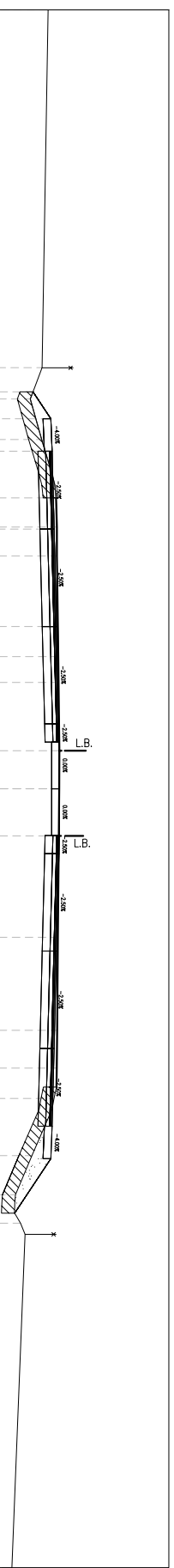
Tracciato Asse A5
 Sez Sez. 390
 Progr : 45+575.00
 Scala : 1:250
 Q.Rif. : 250.00

DISTANZE PARZIALI PROGETTO	QUOTE PROGETTO	PROGRESSIVE PROGETTO	DISTANZE PARZIALI TERRENO	QUOTE TERRENO	PROGRESSIVE TERRENO
			6.58	255.25	30.00
			7.05	255.14	-23.42
			0.82	255.13	-16.37
			0.59	254.89	-15.55
0.99	254.78	-15.24	1.81	254.67	-14.96
1.25	255.44	-14.25	1.08	255.18	-13.15
3.00	255.49	-13.00	0.58	255.56	-12.07
			0.93	255.63	-11.19
3.75	255.57	-10.00	1.30	255.63	-11.19
			6.20	255.65	-10.26
3.75	255.66	-6.25	1.24	255.68	-8.96
			1.40	255.76	-2.75
0.70	255.75	-2.50	1.80	255.77	-1.40
1.80	255.77	-1.80	1.80	255.77	-1.40
			0.96	255.76	1.80
1.80	255.77	1.80	6.54	255.75	1.80
0.70	255.77	2.50	1.49	255.74	2.76
3.75	255.75	2.50	0.80	255.65	9.30
			3.61	255.60	10.78
3.75	255.66	6.25	1.09	255.59	11.59
3.75	255.56	10.00	6.64	255.34	12.28
3.00	255.56	13.00	6.22	253.97	15.89
1.25	255.49	14.25		254.28	17.14
2.06	255.44	14.25		254.28	17.14
				254.28	17.14
				253.98	23.78
				253.75	30.00



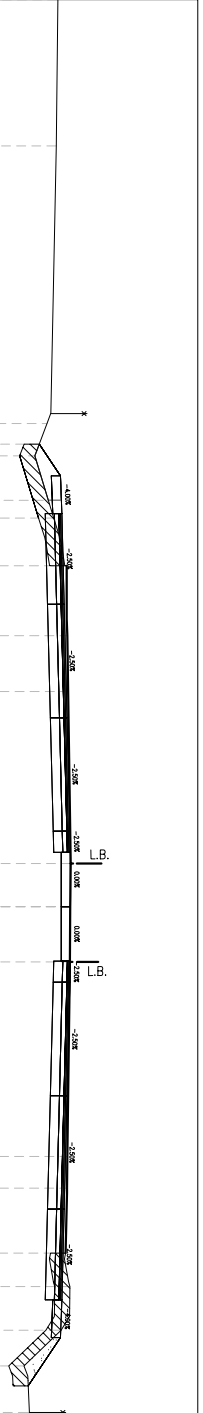
Tracciato Asse A5
 Sez Sez. 391
 Progr : 45+600.00
 Scala : 1:250
 Q.Rif. : 250.00

DISTANZE PARZIALI PROGETTO	QUOTE PROGETTO	PROGRESSIVE PROGETTO	DISTANZE PARZIALI TERRENO	QUOTE TERRENO	PROGRESSIVE TERRENO
			13.78	255.35	-30.00
				255.11	-16.22
				254.85	-15.53
1.04	254.76	-15.29	0.69	254.66	-15.01
1.25	255.45	-14.25	0.52	255.09	-13.45
3.00	255.50	-13.00	1.56	255.49	-12.14
			1.31	255.49	-12.14
3.75	255.58	-10.00	1.12	255.65	-11.20
			1.11	255.65	-11.20
3.75	255.67	-6.25	3.88	255.68	-10.08
				255.68	-8.97
3.75	255.67	-2.50	3.63	255.74	-5.09
0.70	255.76	-1.80		255.78	-1.47
1.80	255.78	-1.80	1.47	255.77	0.55
			0.55	255.77	0.55
1.80	255.78	1.80	1.26	255.77	1.81
0.70	255.78	2.50		255.76	1.81
			3.91	255.76	1.81
3.75	255.67	6.25		255.72	5.72
			3.58	255.70	9.30
3.75	255.58	10.00		255.68	10.76
			1.45	255.67	11.48
3.00	255.50	13.00	0.72	255.50	12.34
				255.50	12.34
1.25	255.50	14.25	1.79	254.72	14.13
2.10	255.45	16.35	1.51	254.08	15.64
				254.08	15.64
				254.05	16.34
				254.05	16.34
				254.45	17.16
			12.84	253.95	30.00



Tracciato Asse A5
 Sez Sez. 392
 Progr : 45+625.00
 Scala : 1:250
 Q.Rif. : 250.00

DISTANZE PARZIALI PROGETTO	QUOTE PROGETTO	PROGRESSIVE PROGETTO	DISTANZE PARZIALI TERRENO	QUOTE TERRENO	PROGRESSIVE TERRENO
			4.84	255.38	-30.00
			8.84	255.33	-25.16
				255.02	-15.98
			1.07	254.61	-14.91
1.05	254.76	-15.30	2.06	255.24	-12.86
1.25	255.46	-14.25	0.65	255.49	-11.97
	255.51	-13.00	0.69	255.67	-11.28
3.00			1.76	255.67	-9.52
	255.58	-10.00	0.55	255.67	-8.96
3.75			1.84	255.69	-8.96
	255.68	-6.25	5.69	255.72	-7.12
3.75				255.80	-1.43
	255.77	-2.50	1.07	255.79	1.83
0.70	255.79	-1.80	1.83	255.78	1.83
1.80			6.43	255.69	8.26
	255.79	1.80	1.05	255.68	9.31
	255.77	2.50	1.99	255.63	11.46
3.75			0.75	255.73	12.41
	255.68	6.25	0.56	255.77	13.13
3.75			0.46	255.48	14.01
	255.58	10.00	1.18	254.25	15.19
3.00			1.20	254.44	16.73
	255.51	13.00	6.03	254.32	22.75
1.25	255.46	14.25	7.25	254.05	30.00
1.60	254.40	15.85			



Tracciato Asse A5
 Sez Sez. 393
 Progr : 45+630.00
 Scala : 1:250
 Q.Rif. : 250.00

PROGRESSIVE TERRENO	QUOTE TERRENO	DISTANZE PARZIALI TERRENO	PROGRESSIVE PROGETTO	QUOTE PROGETTO	DISTANZE PARZIALI PROGETTO
30.00	255.40				
		13.69			
	255.12				
	254.90				
	254.60	0.62 0.78		1.05	254.76
	255.06	1.49		1.25	255.46
	255.44	1.21		3.00	255.51
	255.66	0.50 1.26			255.59
	255.66	1.05		3.75	255.59
	255.66	3.50			255.68
	255.70			3.75	255.68
	255.75	4.03			255.78
	255.81			0.70	255.79
	255.79	1.43		1.80	255.79
	255.79			1.80	255.79
	255.78	1.54		0.70	255.79
	255.78	5.75		3.75	255.78
	255.68				255.68
	255.70	6.25		3.75	255.68
	255.68	1.73			255.59
	255.68	1.78		3.00	255.59
	255.64				255.51
	255.76	1.24		1.25	255.51
	255.76	0.99		0.33	255.46
	255.87	2.35			255.68
	255.87				255.68
	255.89	10.20			255.68
	254.43				255.68
	254.23				255.68
	254.23	1.74			255.68
	254.17				255.68
	254.17	1.47			255.68
	254.15				255.68
	254.15				255.68
	30.00				

