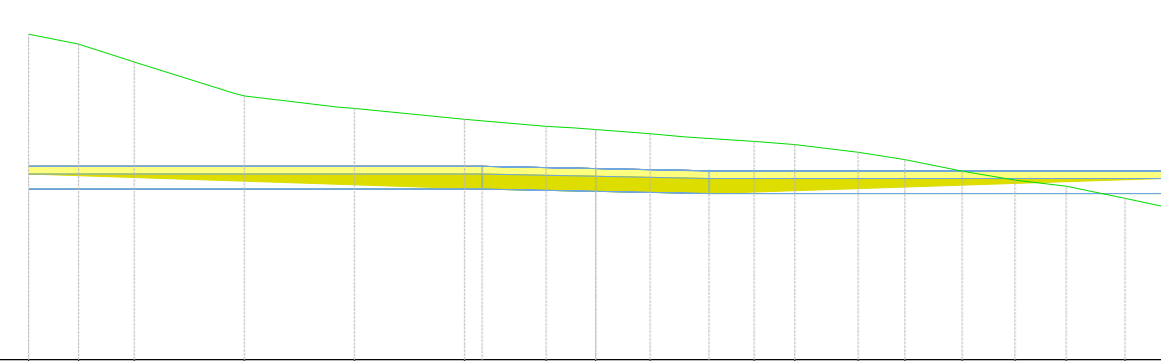
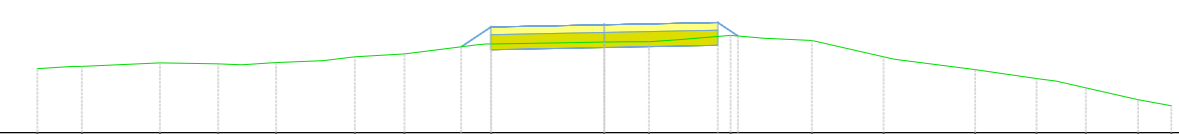


Tracciato - CTV2 06-07
Sez. 13
Progr.: 1+125.00
Scala: 1:200
Q.Rif.: 980.00



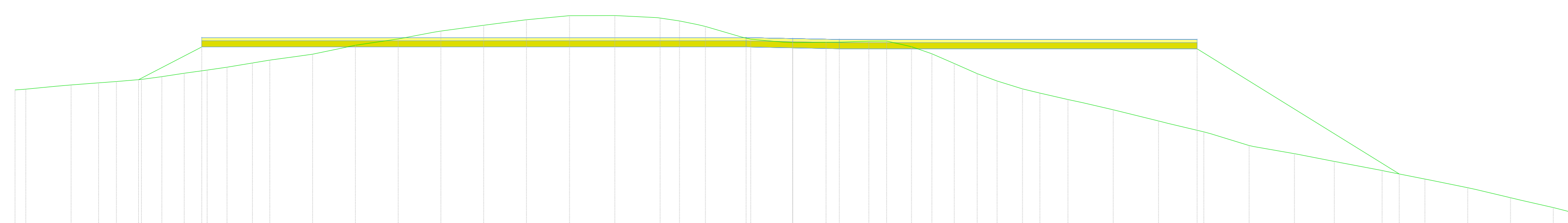
PROGRESSIVE TERRENO																				
QUOTE TERRENO	996.81	996.78	996.74	996.68	996.64	996.58	996.51	996.45	996.38	996.30	996.20	996.10	996.00	995.90	995.80	995.70	995.60	995.50	995.40	995.30
DISTANZE PARZIALI TERRENO	1.5	1.8	1.8	2.0	2.2	2.3	2.4	2.6	2.7	2.9	3.1	3.3	3.5	3.7	3.9	4.1	4.3	4.5	4.7	5.0
PROGRESSIVE PROGETTO	994.51	994.50					994.45	994.40	994.35	994.30	994.25	994.20	994.15	994.10	994.05	994.00	993.95	993.90	993.85	993.80
QUOTE PROGETTO							994.45	994.40	994.35	994.30	994.25	994.20	994.15	994.10	994.05	994.00	993.95	993.90	993.85	993.80
DISTANZE PARZIALI PROGETTO			21.00				2.00	2.00	1.00						22.00					

Tracciato - CTV2 06-07
Sez. 16
Progr.: 1+400.00
Scala: 1:200
Q.Rif.: 980.00



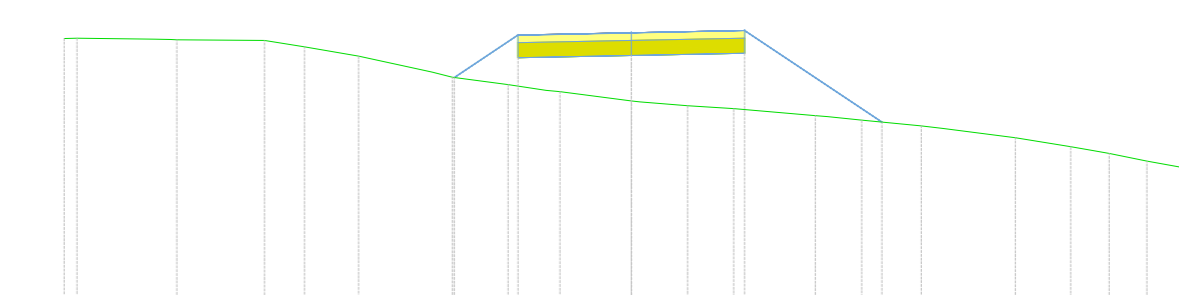
PROGRESSIVE TERRENO																				
QUOTE TERRENO	992.69	992.65	992.62	992.58	992.54	992.50	992.45	992.40	992.35	992.30	992.25	992.20	992.15	992.10	992.05	992.00	991.95	991.90	991.85	991.80
DISTANZE PARZIALI TERRENO	2.0	1.4	1.4	1.4	1.4	1.4	1.4	1.4	1.4	1.4	1.4	1.4	1.4	1.4	1.4	1.4	1.4	1.4	1.4	1.4
PROGRESSIVE PROGETTO							992.27	992.19	992.10							992.25	992.17	992.07	991.97	991.87
QUOTE PROGETTO							992.27	992.19	992.10							992.25	992.17	992.07	991.97	991.87
DISTANZE PARZIALI PROGETTO							2.00	2.00	2.00							2.00	2.00	2.00	2.00	2.00

Tracciato - CTV2 06-07
Sez. 14
Progr.: 1+200.00
Scala: 1:200
Q.Rif.: 980.00



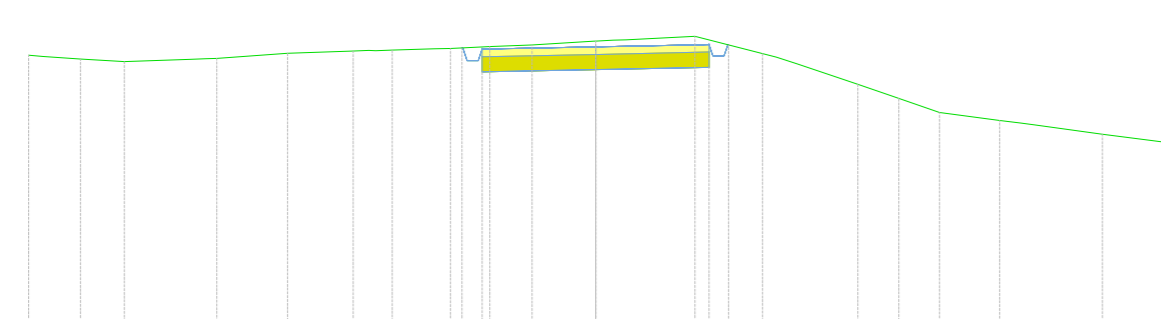
PROGRESSIVE TERRENO																					
QUOTE TERRENO	998.24	998.20	998.17	998.13	998.09	998.05	998.00	997.95	997.90	997.85	997.80	997.75	997.70	997.65	997.60	997.55	997.50	997.45	997.40	997.35	
DISTANZE PARZIALI TERRENO	1.5	1.7	1.5	1.6	1.6	1.4	1.4	1.4	1.4	1.4	1.4	1.4	1.4	1.4	1.4	1.4	1.4	1.4	1.4	1.4	
PROGRESSIVE PROGETTO							998.00	997.92	997.84	997.76	997.68	997.60	997.52	997.44	997.36	997.28	997.20	997.12	997.04	996.96	
QUOTE PROGETTO							998.00	997.92	997.84	997.76	997.68	997.60	997.52	997.44	997.36	997.28	997.20	997.12	997.04	996.96	
DISTANZE PARZIALI PROGETTO							4.68	2.00							25.00						

Tracciato - CTV2 06-07
Sez. 17
Progr.: 1+500.00
Scala: 1:200
Q.Rif.: 980.00




PROGRESSIVE TERRENO																					
QUOTE TERRENO	996.46	996.42	996.38	996.34	996.30	996.26	996.22	996.18	996.14	996.10	996.06	996.02	995.98	995.94	995.90	995.86	995.82	995.78	995.74	995.70	
DISTANZE PARZIALI TERRENO	2.4	2.2	1.6	1.4	1.4	1.4	1.4	1.4	1.4	1.4	1.4	1.4	1.4	1.4	1.4	1.4	1.4	1.4	1.4	1.4	
PROGRESSIVE PROGETTO							996.27	996.19	996.10												
QUOTE PROGETTO							996.27	996.19	996.10												
DISTANZE PARZIALI PROGETTO							1.68	1.00	2.00												

Tracciato - CTV2 06-07
Sez. 15
Progr.: 1+300.00
Scala: 1:200
Q.Rif.: 980.00



PROGRESSIVE TERRENO																					
QUOTE TERRENO	997.25	997.21	997.17	997.13	997.09	997.05	997.01	996.97	996.93	996.89	996.85	996.81	996.77	996.73	996.69	996.65	996.61	996.57	996.53	996.49	
DISTANZE PARZIALI TERRENO	1.8	1.7	1.6	1.5	1.4	1.3	1.2	1.1	1.0	0.9	0.8	0.7	0.6	0.5	0.4	0.3	0.2	0.1	0.0	0.0	
PROGRESSIVE PROGETTO							996.85	996.77	996.69	996.61	996.53	996.45	996.37	996.29	996.21	996.13	996.05	995.97	995.89	995.81	
QUOTE PROGETTO							996.85	996.77	996.69	996.61	996.53	996.45	996.37	996.29	996.21	996.13	996.05	995.97	995.89	995.81	
DISTANZE PARZIALI PROGETTO							1.00	1.00	1.00	1.00	1.00	1.00	1.00	1.00	1.00	1.00	1.00	1.00	1.00	1.00	

Tracciato - CTV2 06-07
Sez. 18
Progr.: 1+600.00
Scala: 1:200
Q.Rif.: 980.00



PROGRESSIVE TERRENO																					
QUOTE TERRENO	998.40	998.35	998.30	998.25	998.20	998.15	998.10	998.05	998.00	997.95	997.90	997.85	997.80	997.75	997.70	997.65	997.60	997.55	997.50	997.45	
DISTANZE PARZIALI TERRENO	1.4	1.3	1.2	1.1	1.0	0.9	0.8	0.7	0.6	0.5	0.4	0.3	0.2	0.1	0.0	0.0	0.0	0.0	0.0	0.0	
PROGRESSIVE PROGETTO							998.15	998.07	997.99	997.91	997.83	997.75	997.67	997.59	997.51	997.43	997.35	997.27	997.19	997.11	
QUOTE PROGETTO							998.15	998.07	997.99	997.91	997.83	997.75	997.67	997.59	997.51	997.43	997.35	997.27	997.19	997.11	
DISTANZE PARZIALI PROGETTO							2.00	2.00	2.00	2.00	2.00	2.00	2.00	2.00	2.00	2.00	2.00	2.00	2.00	2.00	



REV.	DATE	DESCRIPTION	DRAWN	CHECKED	APPROVED
00	2020-07-30	Prima emissione	M.Teri	N.Novati	L.Lavazza
PROJECT:		INTEGRALE RICOSTRUZIONE DELL'IMPIANTO EOLICO DI CALTAVUTURO 2			
FILE NAME:		GRE.EEC.D.73.IT.W.11633.15.001.00 - Layout strade			
CLASSIFICATION:	FORMAT:	SCALE:	PLLOT SCALE:	SHEET:	
PUBLIC	A0	1:200	1:1	17 di 29	
UTILIZATION SCOPE:		BASIC DESIGN			
TITLE:		CTV2 - 06, 07 - PISTA DI ACCESSO E PIAZZOLA Sezioni			
EGP VALIDATION					
VALIDATED BY:	Inciorno				
VERIFIED BY:	Sabatino				
COLLABORATORS:		GROUP:	FUNCTION:	TYPE:	EGP CODE:
GRE.EEC.		D73	ITW116331500100		