



REGIONE BASILICATA  
PROVINCIA DI MATERA  
COMUNE DI IRSINA



PROGETTO DI UN IMPIANTO SOLARE AGRIVOLTAICO DENOMINATO "AGRIVOLTAICO PIANO DEL CARRO" DA REALIZZARSI NEL COMUNE DI IRSINA (MT) NELLA CONTRADA DI "PIANO DEL CARRO" E DELLE RELATIVE OPERE DI CONNESSIONE NEL COMUNE DI OPPIDO LUCANO (PZ) CON POTENZA PARI A 19.712,16 kWp (18.200,00 kW IN IMMISSIONE) INTEGRATO CON TECNOLOGIA STORAGE.

PROGETTO DEFINITIVO

SCHEMI FUNZIONALI DEI SINGOLI PANNELLI



livello prog.	GOAL	tipo doc.	N° elaborato	NOME FILE	DATA	SCALA
PD				IRS_A12.b.3	04.08.2021	

REVISIONI

REV.	DATA	DESCRIZIONE	ESEGUITO	VERIFICATO	APPROVATO



PROPONENTE:

IOTA PEGASO S.R.L.  
Via Mercato 3, 20121 Milano (MI)  
CF:11467120967

ENTE:


PROGETTAZIONE:

HORIZONFIRM

Ing. D. Siracusa  
Ing. A. Costantino  
Ing. C. Chiaruzzi  
Arch. A. Calandrino  
Arch. M. Gullo  
Arch. S. Martorana  
Arch. F. G. Mazzola  
Arch. P. Provenzano  
Ing. G. Buffa  
Ing. G. Schillaci  
Arch. Y. Kokalah  
Arch. G. Vella



IL PROGETTISTA



FRONT

BACK

# BiHiKu6

565 W ~ 585 W

BIFACIAL MONO PERC

UP TO 30% MORE POWER FROM THE BACK SIDE

CS6Y-565 | 570 | 575 | 580 | 585MB-AG

### MORE POWER

**585 W** Module power up to 585 W  
Module efficiency up to 21.0 %

**\$** Up to 12.3 % lower LCOE  
Up to 5.2 % lower system cost

**↑** Comprehensive LID / LeTID mitigation technology, up to 50% lower degradation

**+** Compatible with mainstream trackers, cost effective product for utility power plant

**☁** Better shading tolerance

### MORE RELIABLE

**🛡** Minimizes micro-crack impacts

**\*\*\*** Heavy snow load up to 5400 Pa, wind load up to 2400 Pa\*

**12 Years** Enhanced Product Warranty on Materials and Workmanship\*

**30 Years** Linear Power Performance Warranty\*

**1<sup>st</sup> year power degradation no more than 2%**  
**Subsequent annual power degradation no more than 0.45%**

\*According to the applicable Canadian Solar Limited Warranty Statement.

### MANAGEMENT SYSTEM CERTIFICATES\*

ISO 9001:2015 / Quality management system  
ISO 14001:2015 / Standards for environmental management system  
OHSAS 18001:2007 / International standards for occupational health & safety

### PRODUCT CERTIFICATES\*

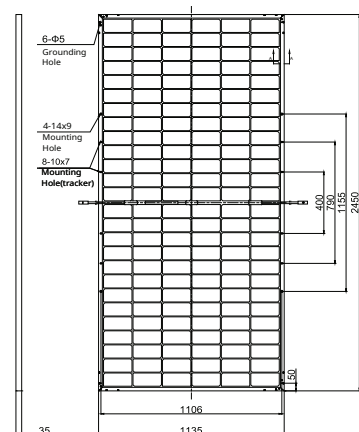
\* As there are different certification requirements in different markets, please contact your local Canadian Solar sales representative for the specific certificates applicable to the products in the region in which the products are to be used.

**CANADIAN SOLAR (USA), INC.** is committed to providing high quality solar products, solar system solutions and services to customers around the world. No. 1 module supplier for quality and performance/price ratio in IHS Module Customer Insight Survey. As a leading PV project developer and manufacturer of solar modules with over 43 GW deployed around the world since 2001.

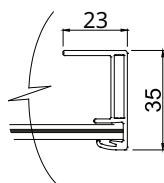
\* For detailed information, please refer to the Installation Manual.

## ENGINEERING DRAWING (mm)

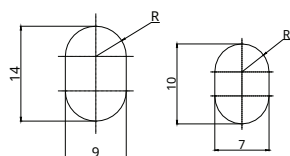
### Rear View



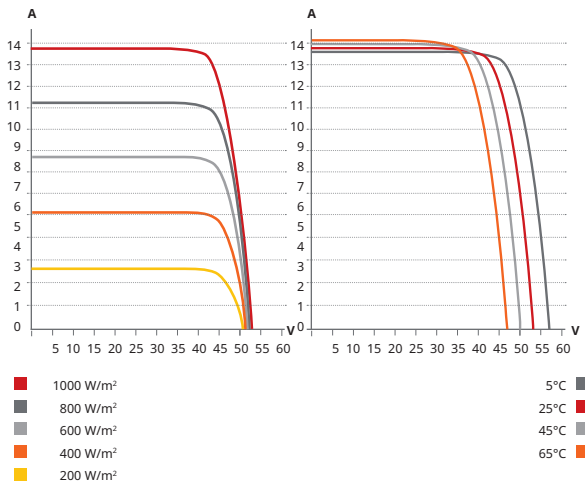
### Frame Cross Section A-A



### Mounting Hole



## CS6Y-570MB-AG / I-V CURVES



## ELECTRICAL DATA | STC\*

	Nominal Max. Power (Pmax)	Opt. Operating Voltage (Vmp)	Opt. Operating Current (Imp)	Open Circuit Voltage (Voc)	Short Circuit Current (Isc)	Module Efficiency	
<b>CS6Y-565MB-AG</b>	565 W	43.6 V	12.96 A	52.6 V	13.72 A	20.3%	
<b>Bifacial Gain**</b>	5%	593 W	43.6 V	13.61 A	52.6 V	14.41 A	21.3%
	10%	622 W	43.6 V	14.27 A	52.6 V	15.09 A	22.4%
	20%	678 W	43.6 V	15.55 A	52.6 V	16.46 A	24.4%
	30%	735 W	43.6 V	16.86 A	52.6 V	17.84 A	26.4%
<b>CS6Y-570MB-AG</b>	570 W	43.8 V	13.02 A	52.8 V	13.77 A	20.5%	
<b>Bifacial Gain**</b>	5%	599 W	43.8 V	13.68 A	52.8 V	14.46 A	21.5%
	10%	627 W	43.8 V	14.32 A	52.8 V	15.15 A	22.5%
	20%	684 W	43.8 V	15.62 A	52.8 V	16.52 A	24.6%
	30%	741 W	43.8 V	16.93 A	52.8 V	17.9 A	26.6%
<b>CS6Y-575MB-AG</b>	575 W	44.0 V	13.07 A	53.0 V	13.82 A	20.7%	
<b>Bifacial Gain**</b>	5%	604 W	44.0 V	13.73 A	53.0 V	14.51 A	21.7%
	10%	633 W	44.0 V	14.39 A	53.0 V	15.20 A	22.8%
	20%	690 W	44.0 V	15.68 A	53.0 V	16.58 A	24.8%
	30%	748 W	44.0 V	16.99 A	53.0 V	17.97 A	26.9%
<b>CS6Y-580MB-AG</b>	580 W	44.2 V	13.13 A	53.2 V	13.87 A	20.9%	
<b>Bifacial Gain**</b>	5%	609 W	44.2 V	13.79 A	53.2 V	14.56 A	21.9%
	10%	638 W	44.2 V	14.44 A	53.2 V	15.26 A	22.9%
	20%	696 W	44.2 V	15.76 A	53.2 V	16.64 A	25.0%
	30%	754 W	44.2 V	17.07 A	53.2 V	18.03 A	27.1%
<b>CS6Y-585MB-AG</b>	585 W	44.4 V	13.18 A	53.4 V	13.92 A	21.0%	
<b>Bifacial Gain**</b>	5%	614 W	44.4 V	13.84 A	53.4 V	14.62 A	22.1%
	10%	644 W	44.4 V	14.51 A	53.4 V	15.31 A	23.2%
	20%	702 W	44.4 V	15.82 A	53.4 V	16.70 A	25.2%
	30%	761 W	44.4 V	17.14 A	53.4 V	18.10 A	27.4%

\* Under Standard Test Conditions (STC) of irradiance of 1000 W/m<sup>2</sup>, spectrum AM 1.5 and cell temperature of 25°C.

\*\* Bifacial Gain: The additional gain from the back side compared to the power of the front side at the standard test condition. It depends on mounting (structure, height, tilt angle etc.) and albedo of the ground.

## ELECTRICAL DATA

Operating Temperature	-40°C ~ +85°C
Max. System Voltage	1500 V (IEC/UL) or 1000 V (IEC/UL)
Module Fire Performance	TYPE 29 (UL 61730) or CLASS C (IEC61730)
Max. Series Fuse Rating	30 A
Application Classification	Class A
Power Tolerance	0 ~ + 10 W
Power Bifaciality*	70 %

\* Power Bifaciality =  $P_{max_{rear}} / P_{max_{front}}$ , both  $P_{max_{rear}}$  and  $P_{max_{front}}$  are tested under STC, Bifaciality Tolerance:  $\pm 5\%$

\* The specifications and key features contained in this datasheet may deviate slightly from our actual products due to the on-going innovation and product enhancement. Canadian Solar Inc. reserves the right to make necessary adjustment to the information described herein at any time without further notice.

Please be kindly advised that PV modules should be handled and installed by qualified people who have professional skills and please carefully read the safety and installation instructions before using our PV modules.

## ELECTRICAL DATA | NMOT\*

	Nominal Max. Power (Pmax)	Opt. Operating Voltage (Vmp)	Opt. Operating Current (Imp)	Open Circuit Voltage (Voc)	Short Circuit Current (Isc)
<b>CS6Y-565MB-AG</b>	423 W	40.8 V	10.37 A	49.6 V	11.06 A
<b>CS6Y-570MB-AG</b>	427 W	41.0 V	10.42 A	49.8 V	11.10 A
<b>CS6Y-575MB-AG</b>	430 W	41.2 V	10.45 A	50.0 V	11.14 A
<b>CS6Y-580MB-AG</b>	434 W	41.4 V	10.49 A	50.2 V	11.18 A
<b>CS6Y-585MB-AG</b>	438 W	41.6 V	10.53 A	50.4 V	11.23 A

\* Under Nominal Module Operating Temperature (NMOT), irradiance of 800 W/m<sup>2</sup> spectrum AM 1.5, ambient temperature 20°C, wind speed 1 m/s.

## MECHANICAL DATA

Specification	Data
Cell Type	Mono-crystalline
Cell Arrangement	156 [2 x (13 x 6)]
Dimensions	2450 x 1135 x 35 mm (96.5 x 44.7 x 1.38 in)
Weight	35.1 kg (77.4 lbs)
Front / Back Glass	2.0 mm heat strengthened glass
Frame	Anodized aluminium alloy
J-Box	IP68, 3 diodes
Cable	4.0 mm <sup>2</sup> (IEC), 12 AWG (UL)
Cable Length (Including Connector)	410 mm (16.1 in) (+) / 290 mm (11.4 in) (-) or customized length*
Connector	T4 series or MC4
Per Pallet	30 pieces
Per Container (40' HQ)	540 pieces

\* For detailed information, please contact your local Canadian Solar sales and technical representatives.

## TEMPERATURE CHARACTERISTICS

Specification	Data
Temperature Coefficient (Pmax)	-0.35 % / °C
Temperature Coefficient (Voc)	-0.27 % / °C
Temperature Coefficient (Isc)	0.05 % / °C
Nominal Module Operating Temperature	41 $\pm$ 3°C

## PARTNER SECTION

