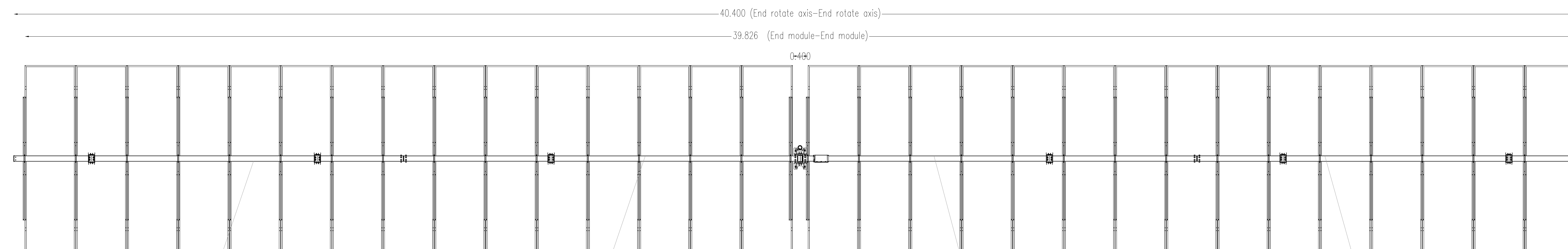


Vista Frontale
Scala 1:50



Vista dal Basso
Scala 1:50

150x150 L= 10000mm

150x150 L=10100mm

150x150 L=10100mm

150x150 L=10000mm

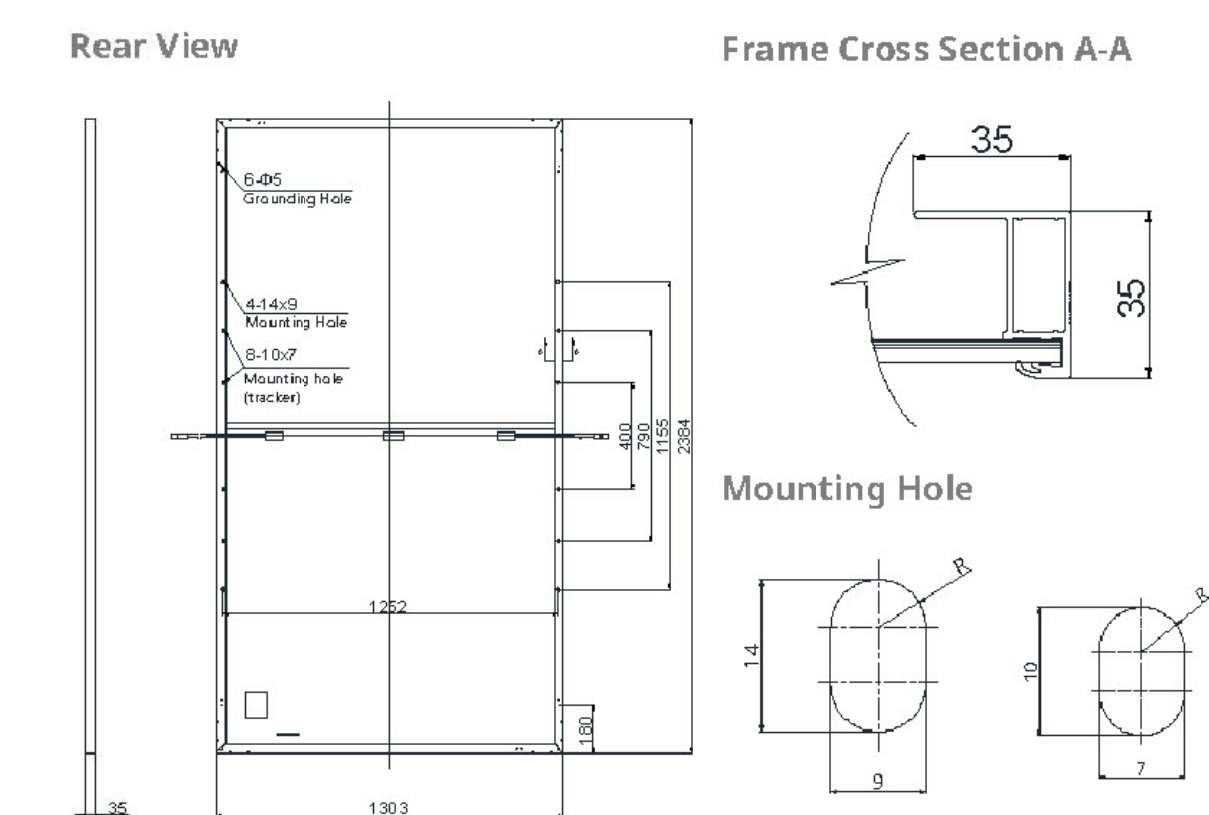


HiKu7 Mono

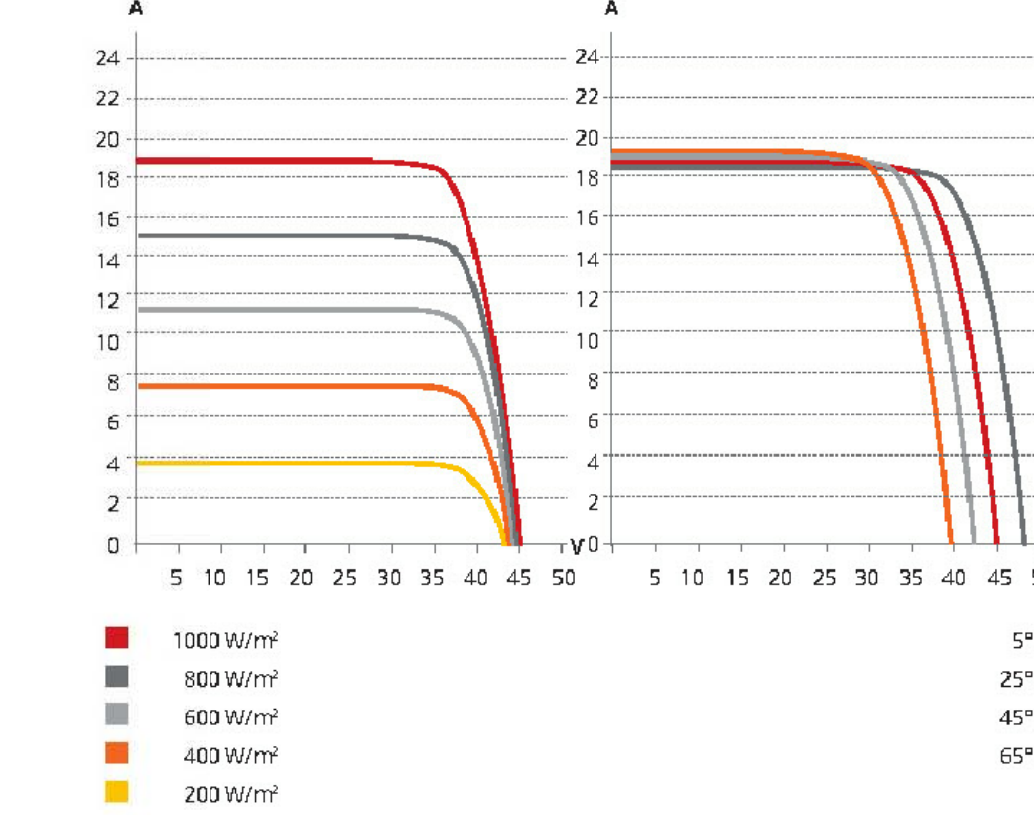
640 W ~ 665 W

CS7N-640 | 645 | 650 | 655 | 660 | 665MS

ENGINEERING DRAWING (mm)



CS7N-650MS / I-V CURVES



ELECTRICAL DATA | STC*

CS7N	640MS	645MS	650MS	655MS	660MS	665MS
Nominal Max. Power (Pmax)	640 W	645 W	650 W	655 W	660 W	665 W
Opt. Operating Voltage (Vmp)	37.5 V	37.7 V	37.9 V	38.1 V	38.3 V	38.5 V
Opt. Operating Current (Imp)	17.07 A	17.11 A	17.16 A	17.20 A	17.24 A	17.28 A
Open Circuit Voltage (Voc)	44.6 V	44.8 V	45.0 V	45.2 V	45.4 V	45.6 V
Short Circuit Current (Isc)	18.31 A	18.35 A	18.39 A	18.43 A	18.47 A	18.51 A
Module Efficiency	20.6%	20.8%	20.9%	21.1%	21.2%	21.4%
Operating Temperature	-40°C ~ +85°C					
Max. System Voltage	1500V (IEC) or 1000V (IEC)					
Module Fire Performance	CLASS C (IEC 61730)					
Max. Series Fuse Rating	30 A					
Application Classification	Class A					
Power Tolerance	0 ~ +10 W					

MECHANICAL DATA

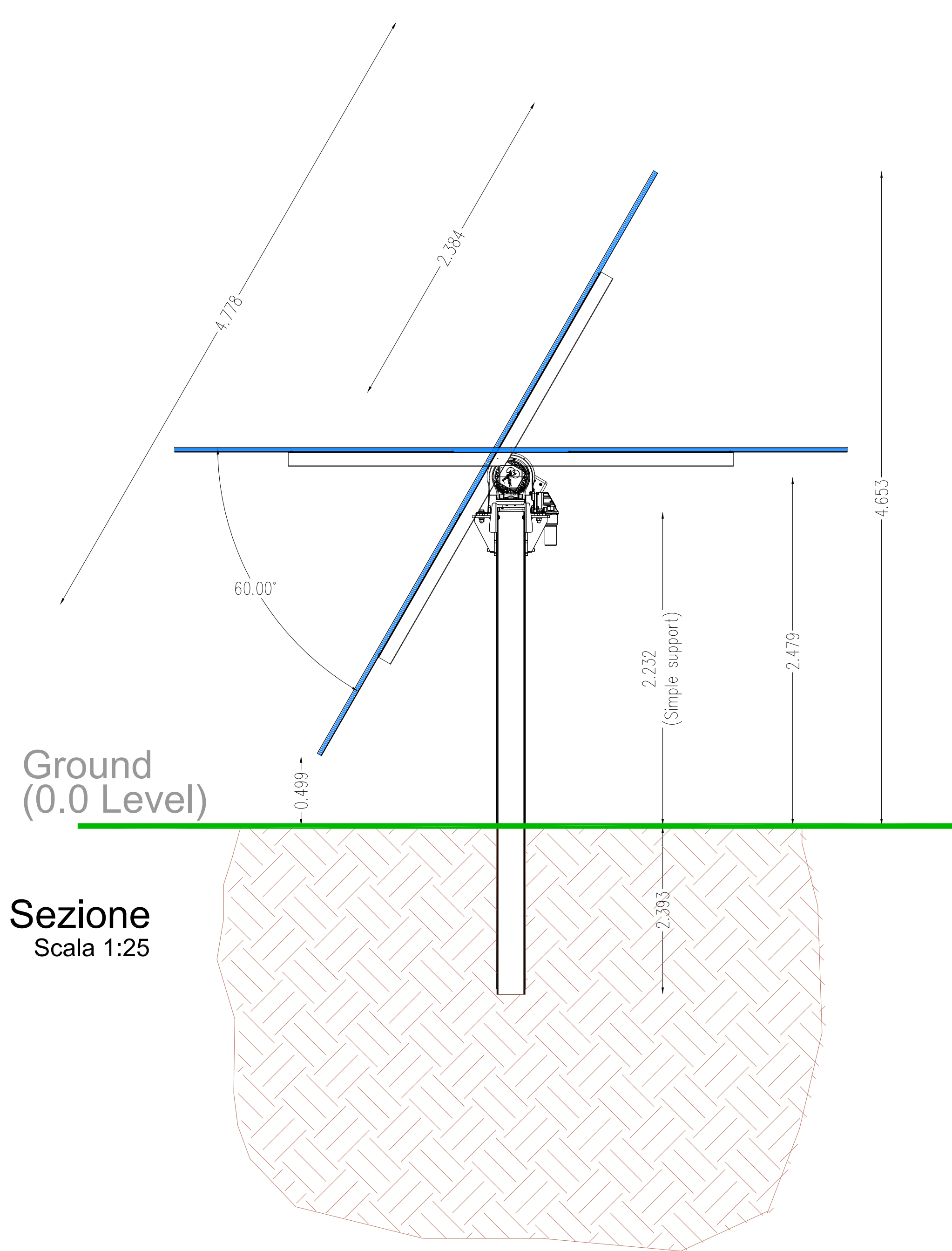
Specification	Data
Cell Type	Mono-crystalline
Cell Arrangement	132 [2 x (11 x 6)]
Dimensions	2384 x 1303 x 35 mm (93.9 x 51.3 x 1.38 in)
Weight	35.7 kg (78.7 lbs)
Front Cover	3.2 mm tempered glass
Frame	Anodized aluminium alloy, crossbar enhanced
J-Box	IP68, 3 bypass diodes
Cable	4 mm² (IEC)
Cable Length (Including Connector)	460 mm (18.1 in) (+) / 340 mm (13.4 in) (-) or customized length*
Connector	T4 series or H4 UTX or MC4-EVO2
Per Pallet	30 pieces
Per Container (40' HQ)	480 pieces

ELECTRICAL DATA | NIMOT*

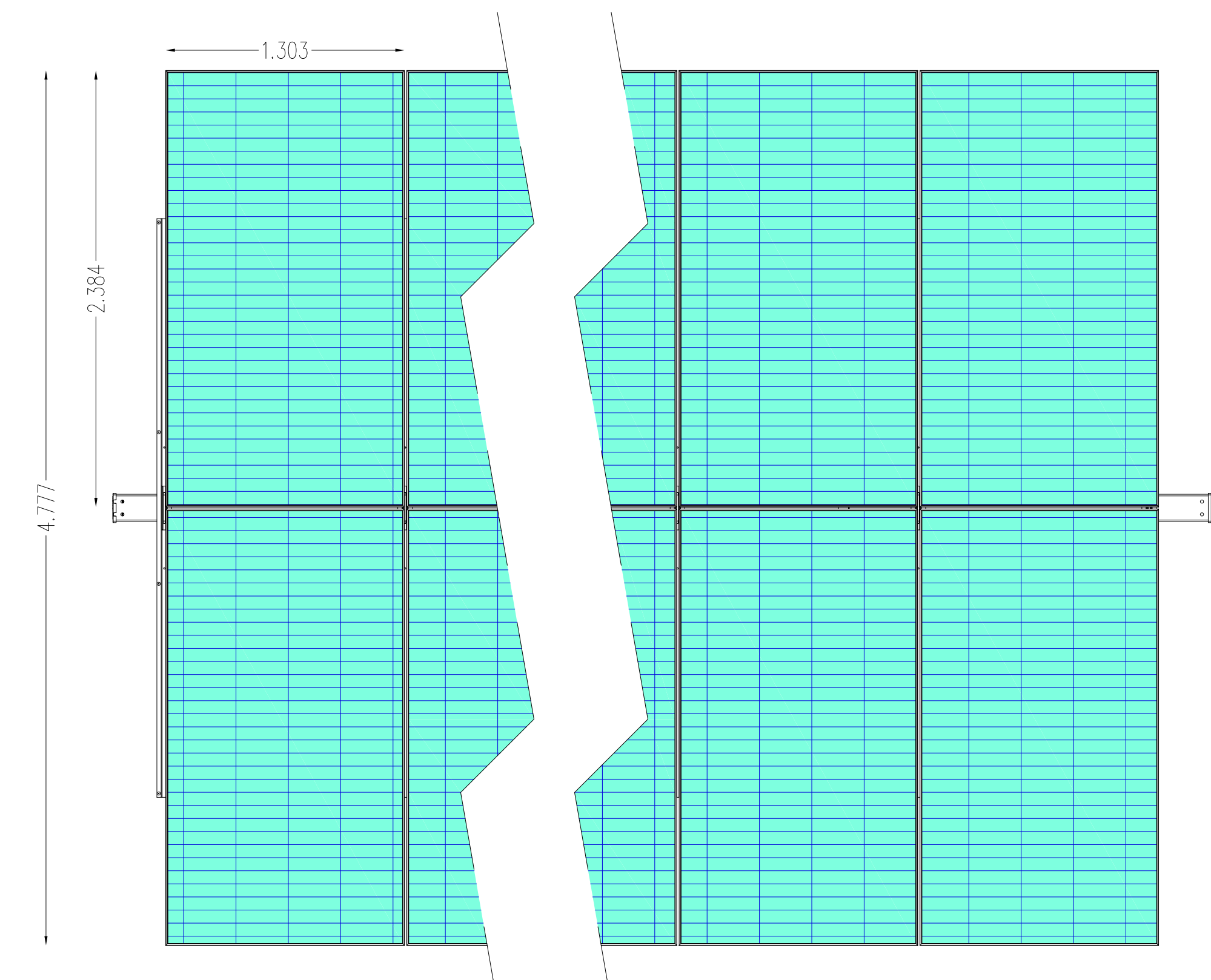
CS7N	640MS	645MS	650MS	655MS	660MS	665MS
Nominal Max. Power (Pmax)	478 W	482 W	486 W	489 W	493 W	497 W
Opt. Operating Voltage (Vmp)	35.0 V	35.2 V	35.4 V	35.6 V	35.8 V	36.0 V
Opt. Operating Current (Imp)	13.66 A	13.70 A	13.73 A	13.75 A	13.78 A	13.81 A
Open Circuit Voltage (Voc)	42.0 V	42.2 V	42.4 V	42.6 V	42.8 V	43.0 V
Short Circuit Current (Isc)	14.77 A	14.80 A	14.84 A	14.87 A	14.90 A	14.93 A

TEMPERATURE CHARACTERISTICS

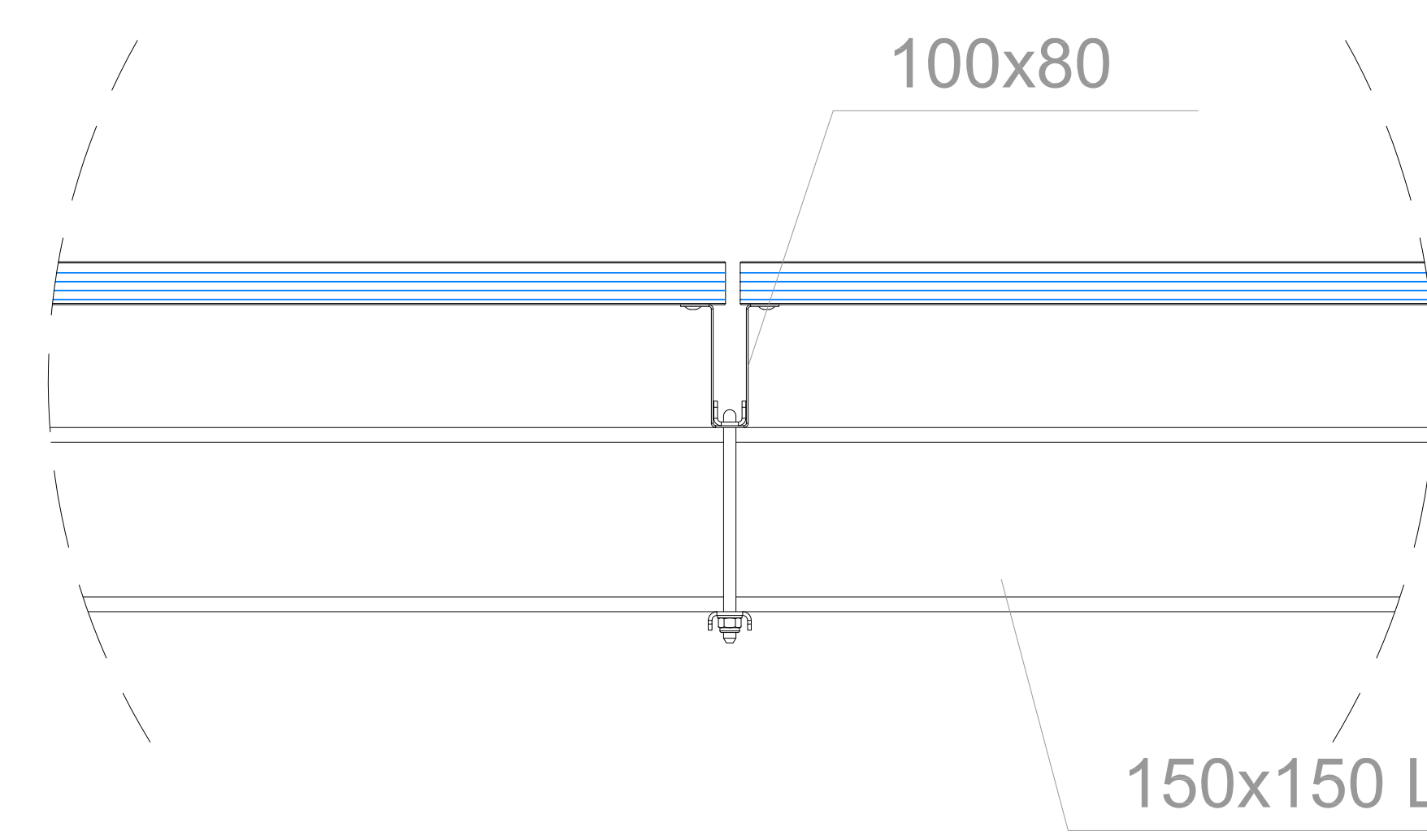
Specification	Data
Temperature Coefficient (Pmax)	-0.34 % / °C
Temperature Coefficient (Voc)	-0.26 % / °C
Temperature Coefficient (Isc)	0.05 % / °C
Nominal Module Operating Temperature	42 ± 3°C



Sezione
Scala 1:25



Vista dall'alto
Scala 1:25



150x150 L=10100mm

Particolare 1 ancoraggio pannello fotovoltaico
Scala 1:10

REGIONE BASILICATA



COMUNE DI MONTEMILONE

PROVINCIA DI POTENZA

PROGETTO DEFINITIVO
IMPIANTO FOTOVOLTAICO AD INSEGUIMENTO SOLARE DA 19,9584 MWp DA
REALIZZARSI IN LOCALITA' PERILLO QUAGLIETTA NEL COMUNE DI MONTEMILONE

TAVOLA:	A.12.b.9
SCALA:	1:50 / 1:25
DATA:	novembre 2021

DISEGNI ARCHITETTONICI PANNELLI PARTICOLARI SISTEMI DI ANCORAGGIO

Committente: PERILLO QUAGLIETTA - S.R.L.

Progettista impianti elettrici: Ing. Paolo Acquasanta
Collaboratori: Ing. Eustachio Santoro
Studio Tecnico Lanini Srls

Opere edili e consulenza Ambientale: Ing. Paolo Acquasanta
Arch. Cosimo Damiano Belfiore
Geom. Rocco Donato Lorusso

Archeologo: Dott. Antonio Bruscella
Geologo: Dott. Maurizio Giacomino

