

REGIONE PUGLIA  
PROVINCIA DI FOGGIA

Comune:  
Troia

Località "Perazzone - S. Andrea - Convegna"

PROGETTO DEFINITIVO DI UN IMPIANTO AGROVOLTAICO E RELATIVE OPERE  
DI CONNESSIONE ALLA RTN NEL COMUNE DI TROIA AVENTE POTENZA  
NOMINALE PARI A 40 MW E POTENZA DI CONNESSIONE PARI A 34,825 MW

Sezione 6:

**PROGETTO STRADALE**

Titolo elaborato:

SEZIONI STRADALI CAMPO 3

N. Elaborato: 6.2.3

Scala: 1:200

Committente

**ENGIE NDT S.r.l.**

Via Chiese, 72 -  
20126 MILANO  
PART.IVA/CF: 12112940965

Progettazione



**sede legale e operativa**

San Giorgio Del Sannio (BN) via de Gasperi 61

**sede operativa**

Lucera (FG) Via Alfonso La Cava 114

P.IVA 01465940623

**Azienda con sistema gestione qualità Certificato N. 50 100 11873**



Progettista

**Dott. Ing. Nicola FORTE**

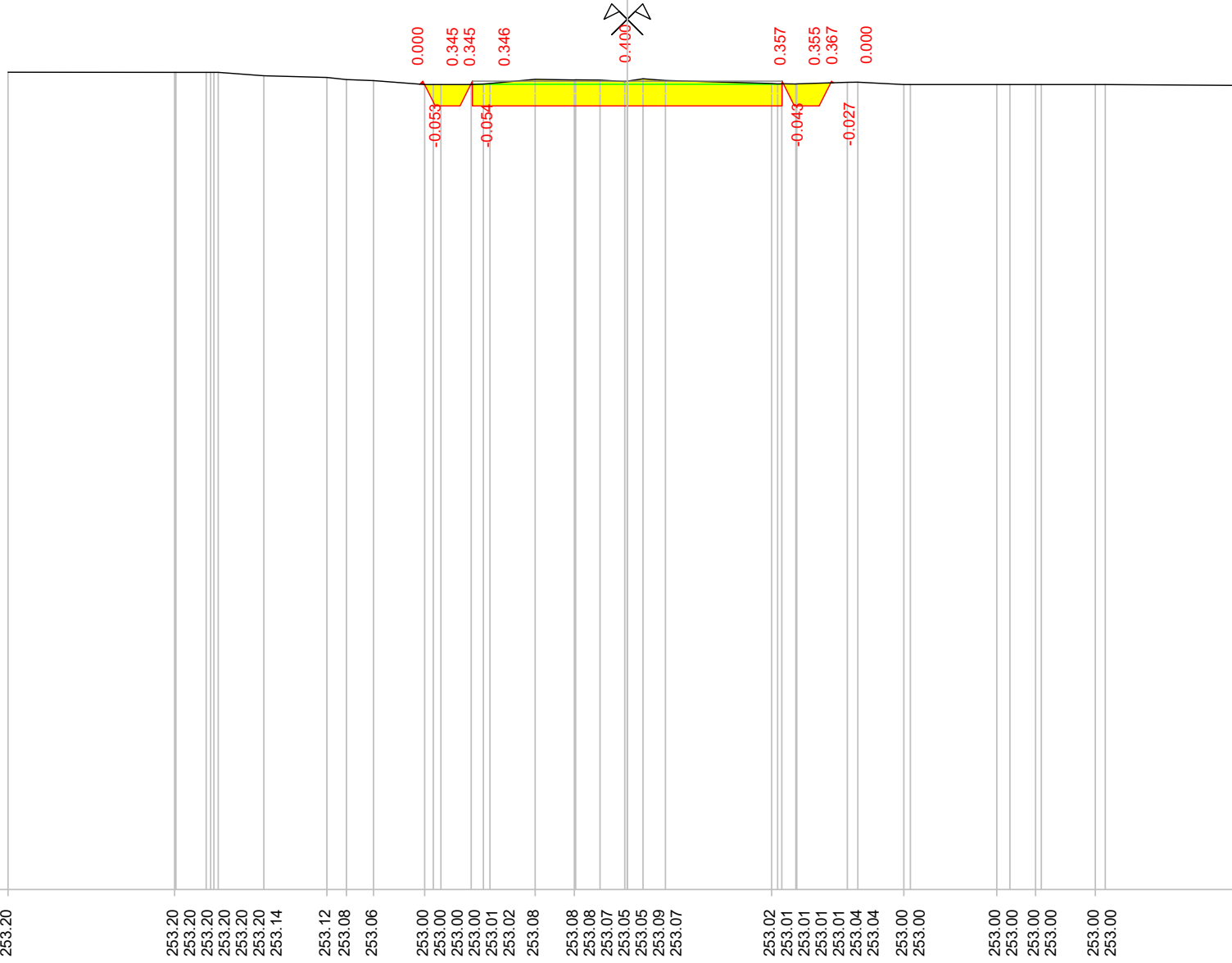


Rev.	Data	Elaborazione	Approvazione	Emissione	DESCRIZIONE
00	GENNAIO 2022	PFP sigla	PLM sigla	NF sigla	Emissione Progetto Definitivo
Nome File sorgente		FV.TRO03.PD.6.2.3.R00.adf.dwg	Nome file stampa	FV.TRO03.PD.6.2.3.R00.pdf	Formato di stampa A4 - A3

Progressiva : 0.000

Scala : 1/100

240



Quote terreno

Quote progetto

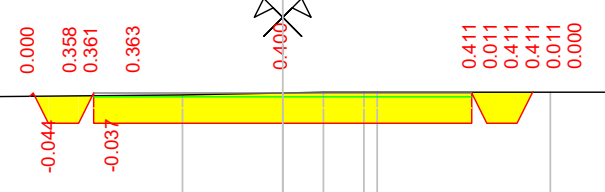
Parziali progetto

Progressiva : 20.000

Scala : 1/100

240

Quote terreno	253.09	253.09	253.10	253.10	253.10	253.11	253.11	253.16	253.19	253.20	253.20	253.20	253.20	253.20	253.20
Quote progetto									253.14	253.19	252.79	252.79	253.19	252.79	253.19
Parziali progetto									<del>0.90</del>	0.40	<del>0.60</del>	2.50	<del>0.90</del>	0.40	<del>0.60</del>

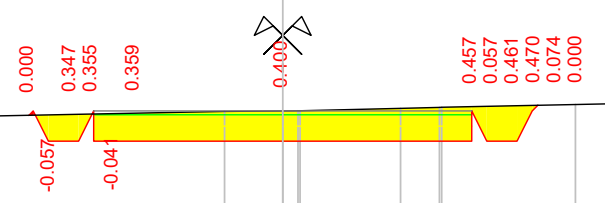


Progressiva : 40.000

Scala : 1/100

240

Quote terreno	252.83	252.86	252.88	252.95	252.95	252.95	252.99	253.00	253.00	253.04	253.07	253.07	253.14
Quote progetto			252.89 252.95 252.55 252.55 252.95 252.55	252.55				252.55 252.95 252.55 252.55 252.95 253.03					
Parziali progetto			0.96 0.40 0.68	2.50			2.50	0.96 0.40 0.68					

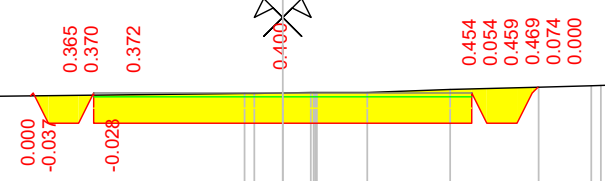


Progressiva : 60.000

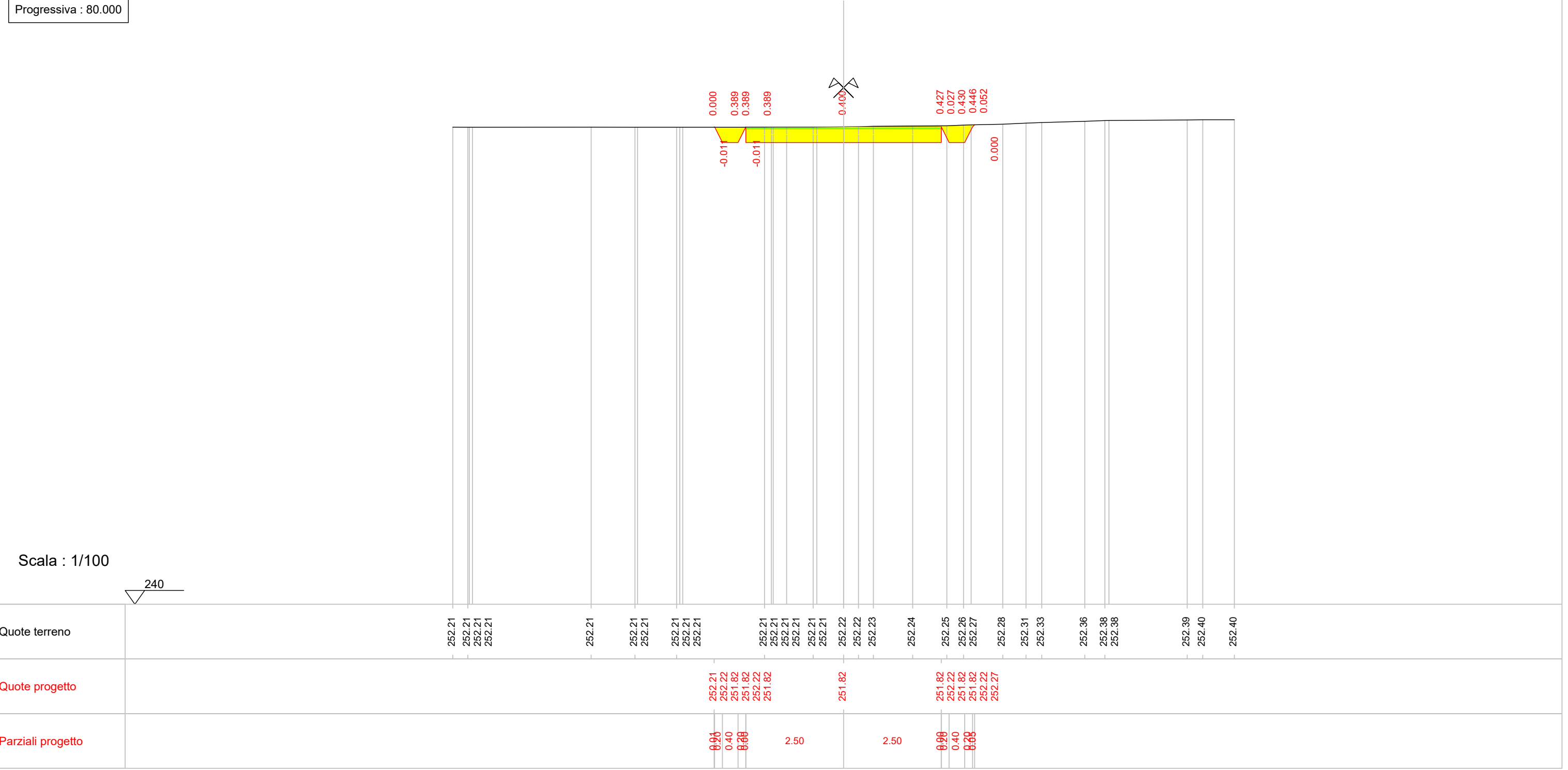
Scala : 1/100

240

Quote terreno	252.52	252.52	252.53	252.53	252.53	252.59	252.59	252.59	252.60	252.60	252.60	252.64	252.67	252.69	252.69	252.74	252.80	252.80	252.80	252.80
Quote progetto						252.56	252.59	252.19	252.19	252.19	252.59	252.19	252.59	252.19	252.67					
Parziali progetto						0.96	0.40	0.68	2.50	2.50	0.96	0.40	0.68							



Progressiva : 80.000



Scala : 1/100

240

Quote terreno

252.21 252.21 252.21 252.21 252.21 252.21 252.21 252.21 252.21 252.21 252.22 252.22 252.23 252.24 252.25 252.26 252.27 252.28 252.31 252.33 252.36 252.38 252.38 252.39 252.40 252.40

Quote progetto

252.21 252.22 251.82 251.82 252.22 251.82 251.82 252.27 252.27 251.82 252.27

Parziali progetto

0.90 0.40 0.60 2.50 2.50 0.90 0.40 0.60

Progressiva : 100.000

Scala : 1/100

240

Quote terreno	251.81	251.80	251.80	251.80	251.79	251.79	251.78	251.78	251.77	251.77	251.76	251.76	251.76	251.76	251.75	251.75	251.75	251.75	251.74	251.74	251.74	251.74	251.75	251.75	251.79	251.79	251.80	251.82	251.82	251.83
Quote progetto											251.76	251.75	251.75	251.75	251.35															
Parziali progetto											0.90	0.40	0.60	0.60	2.50				2.50											

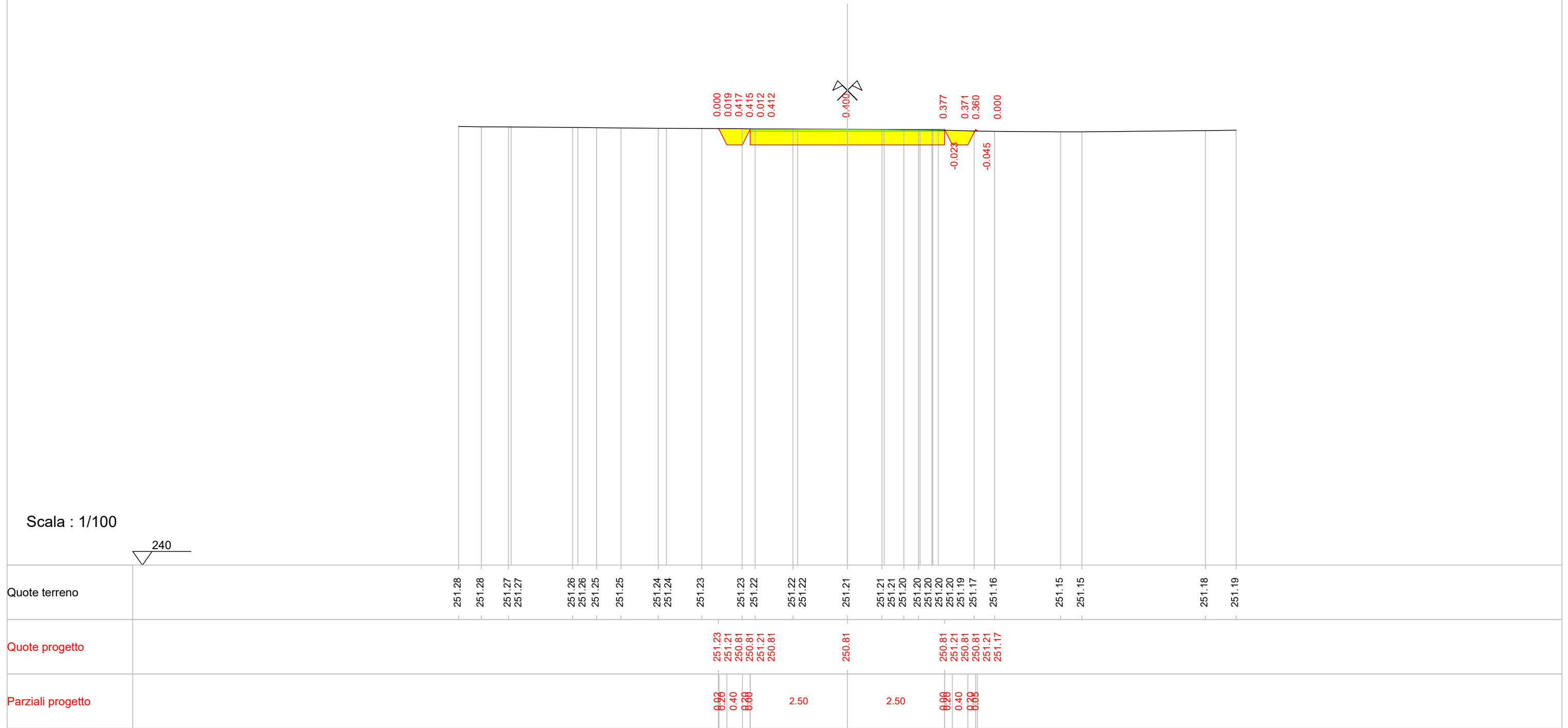
0.000  
0.011  
0.411  
0.410  
0.011  
0.411  
0.400  
0.385  
-0.015  
-0.015  
0.385  
0.384  
0.000



Progressiva : 120.000

Scala : 1/100

240

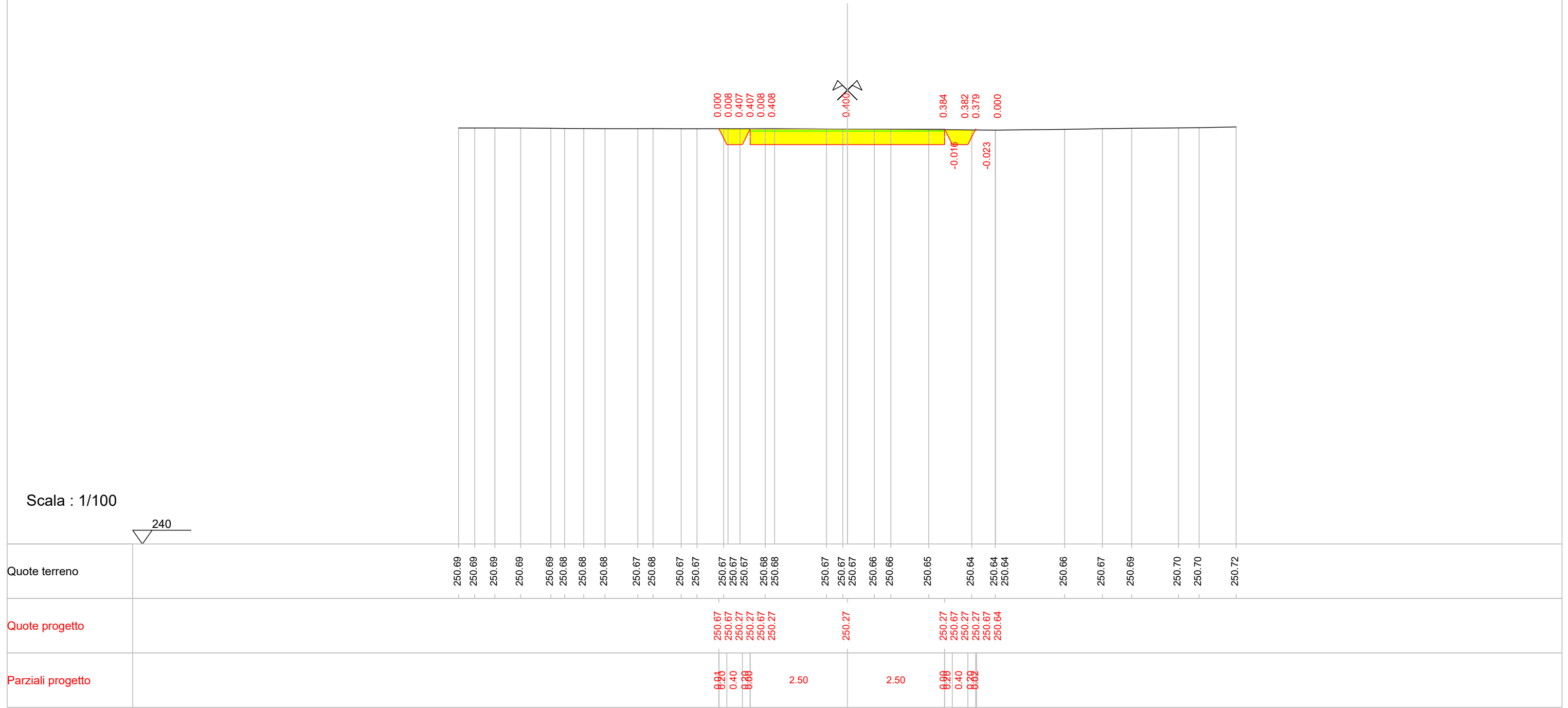




Progressiva : 140.000

Scala : 1/100

240

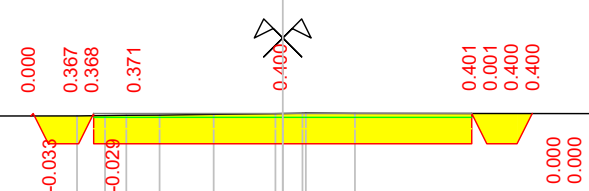




Progressiva : 180.000

Scala : 1/100

240

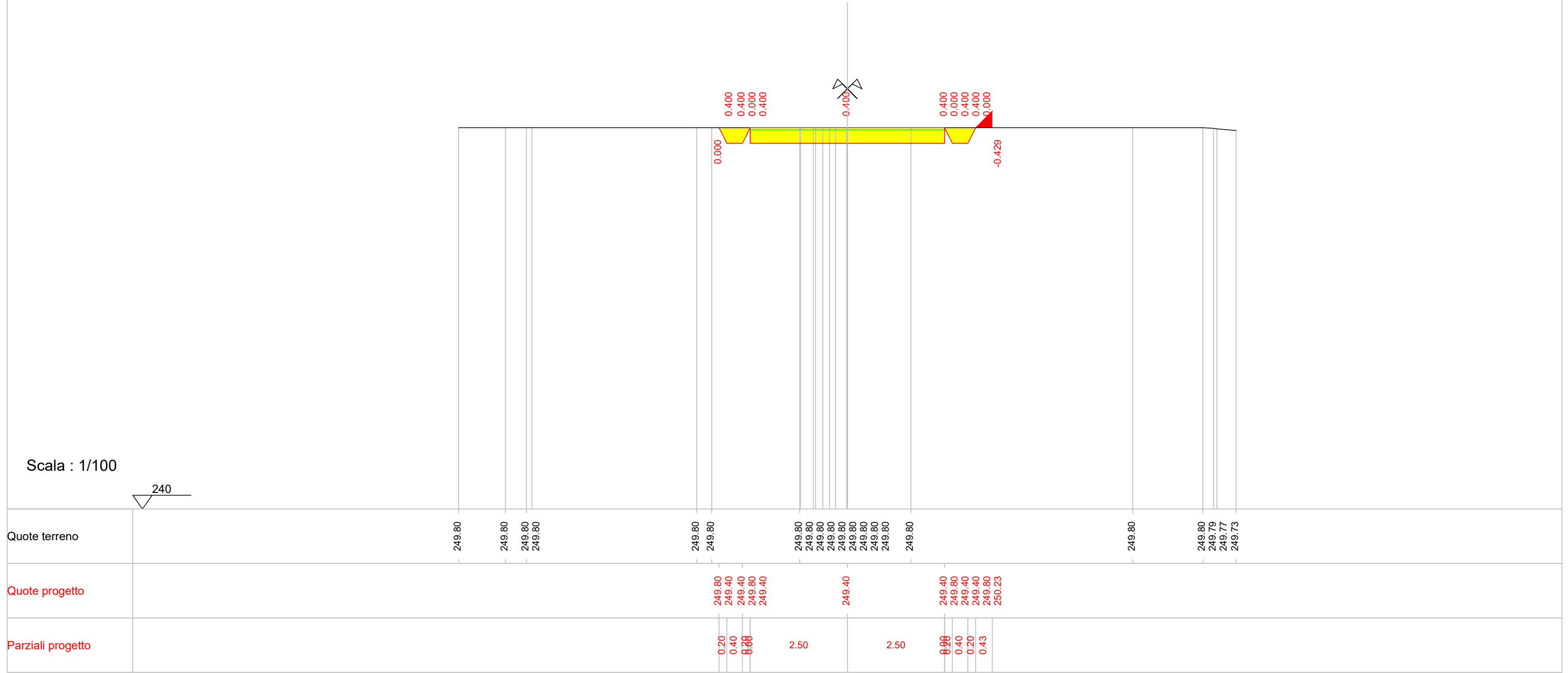


Quote terreno		249.92	249.91	249.91	249.91	249.91	249.91	249.91																																																													
Quote progetto																																																																					
Parziali progetto																																																																					

Progressiva : 200.000

Scala : 1/100

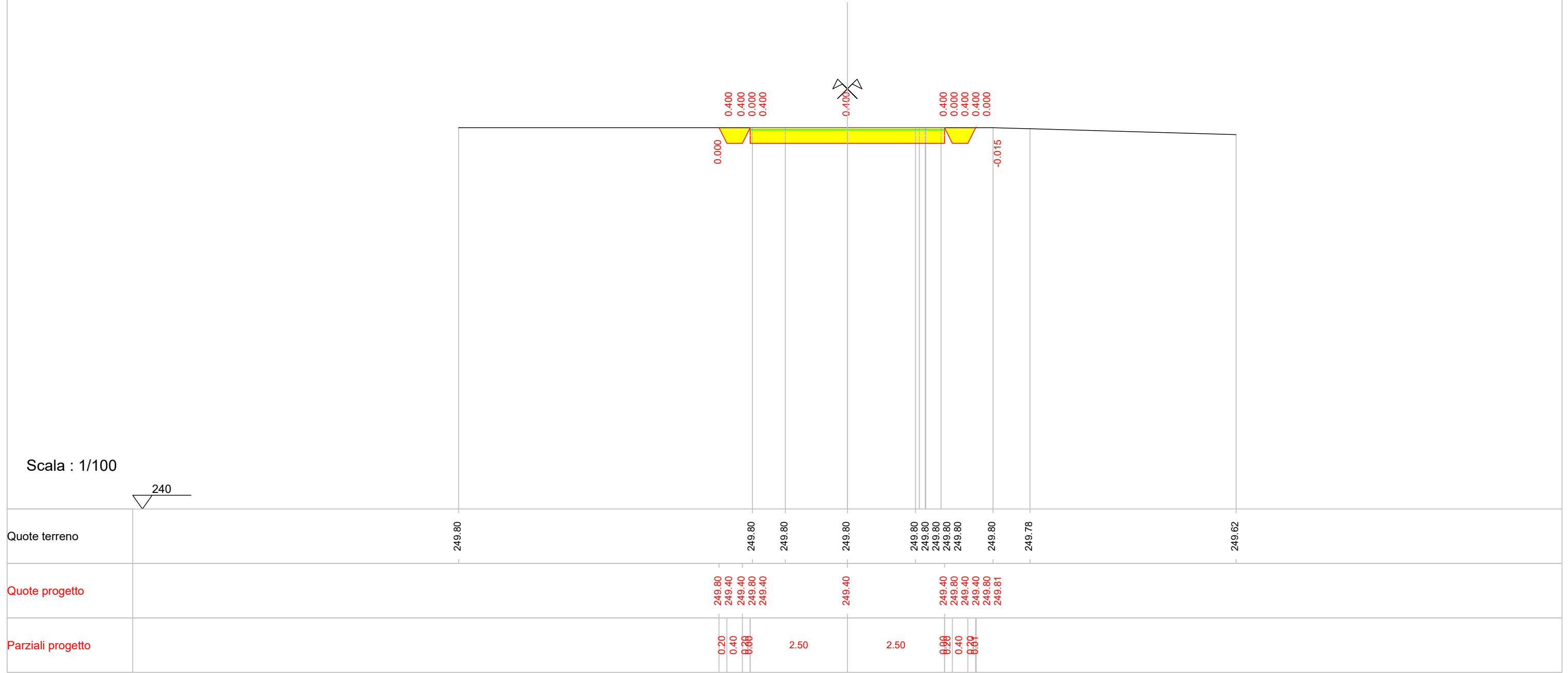
240



Progressiva : 220.000

Scala : 1/100

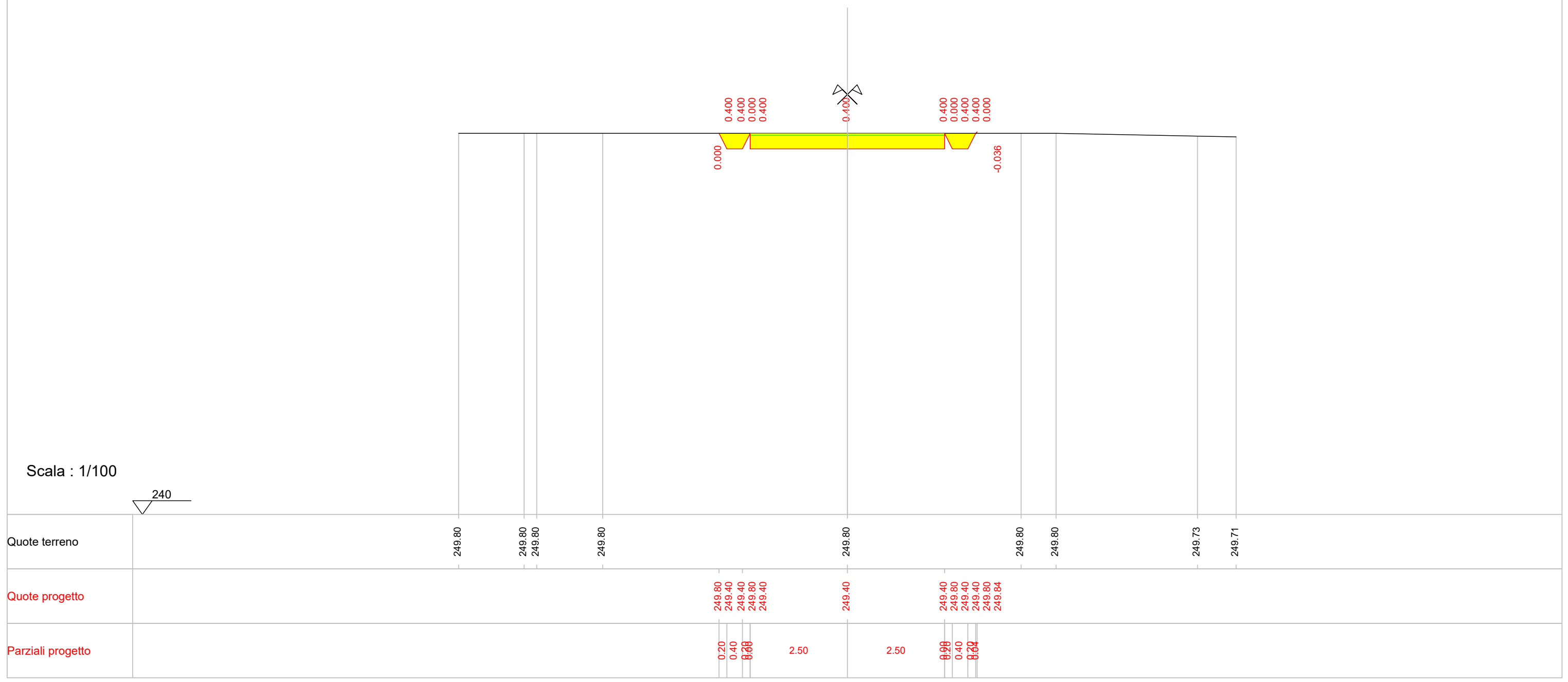
240



Progressiva : 240.000

Scala : 1/100

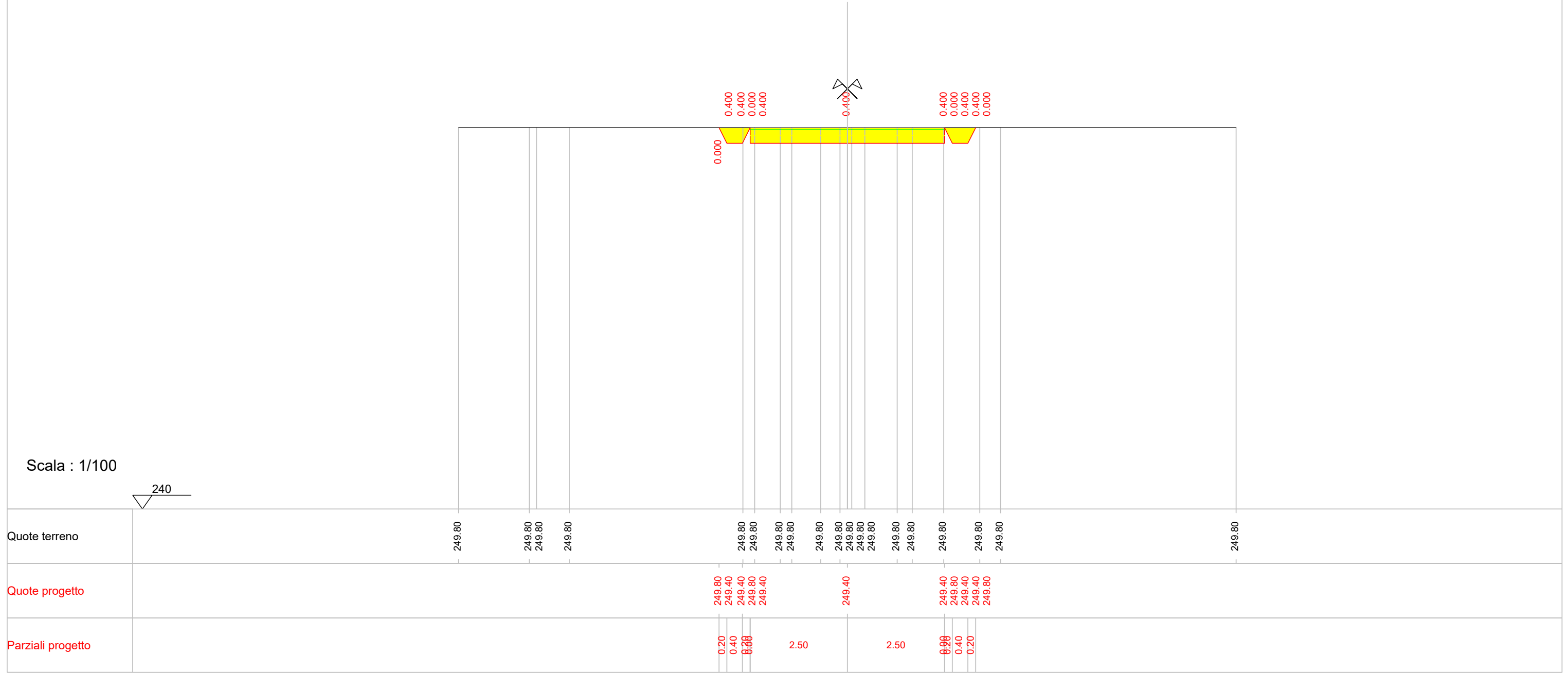
240



Progressiva : 260.000

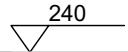
Scala : 1/100

240

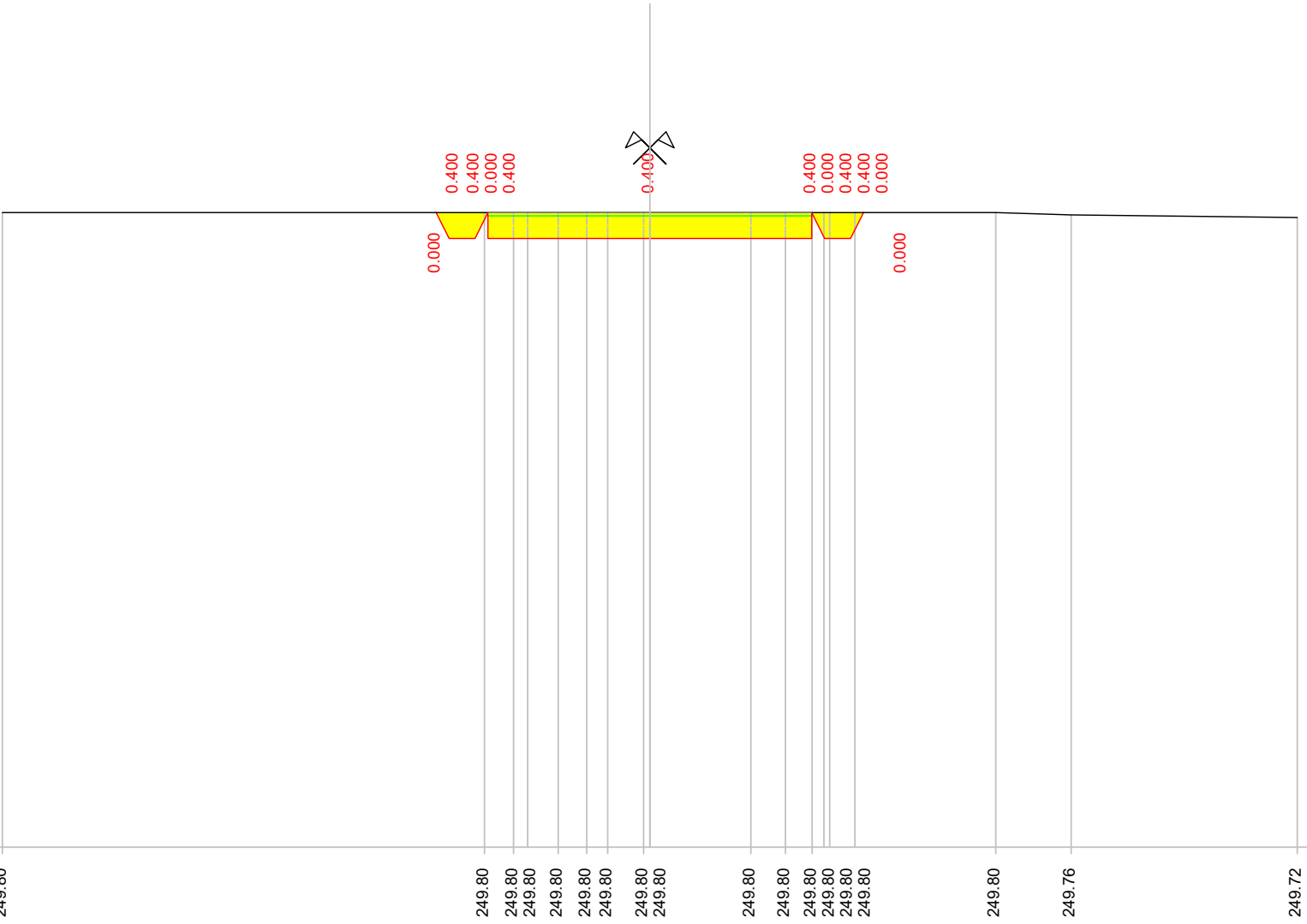


Progressiva : 270.000

Scala : 1/100



Quote terreno	249.80					249.80	249.80	249.80	249.80	249.80	249.80	249.80	249.80	249.80	249.80	249.80	249.80	249.80	249.76	249.72
Quote progetto		249.80	249.40	249.80	249.40	249.80	249.40	249.80	249.40	249.80	249.40	249.80	249.40	249.80	249.40	249.80				
Parziali progetto		0.20	0.40	0.60	0.80	1.00	1.20	1.40	1.60	1.80	2.00	2.20	2.40	2.50	2.60	2.80				

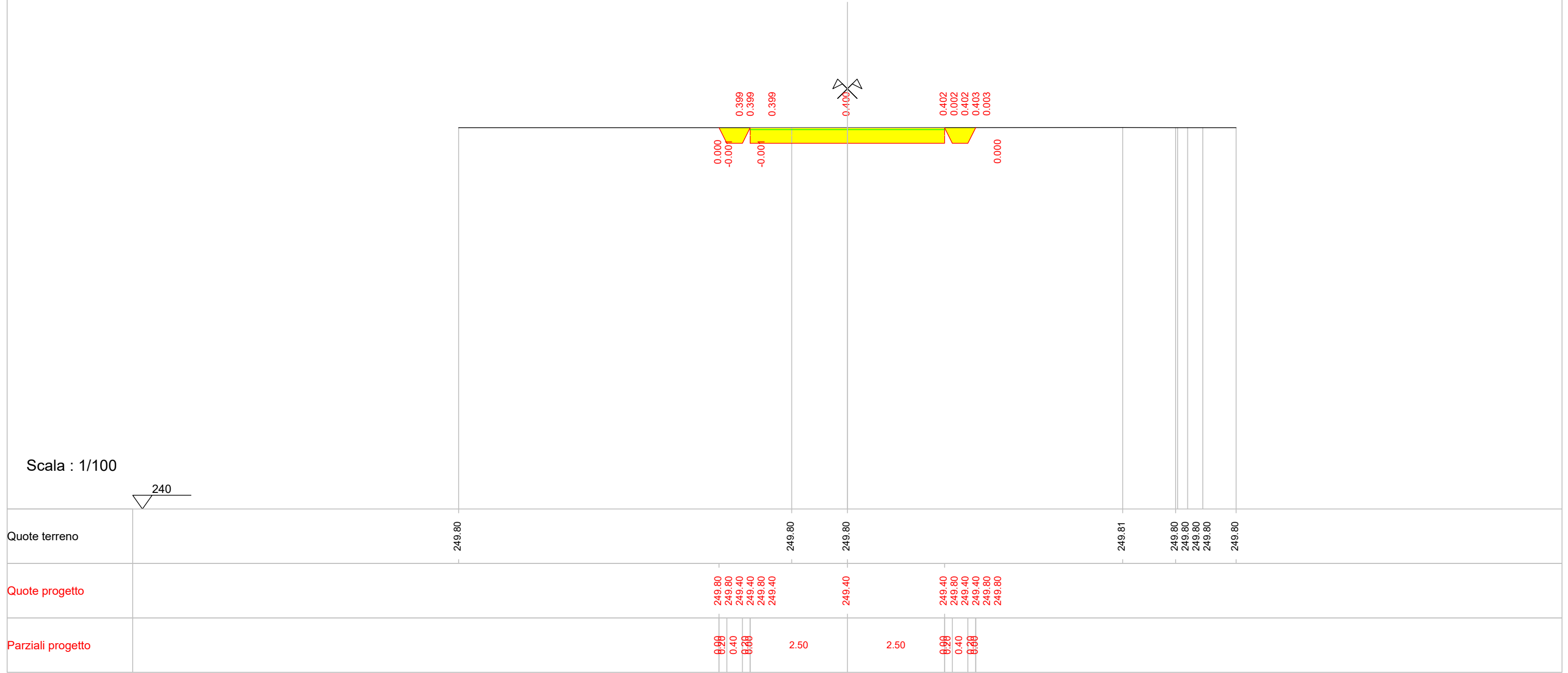




Progressiva : 300.000

Scala : 1/100

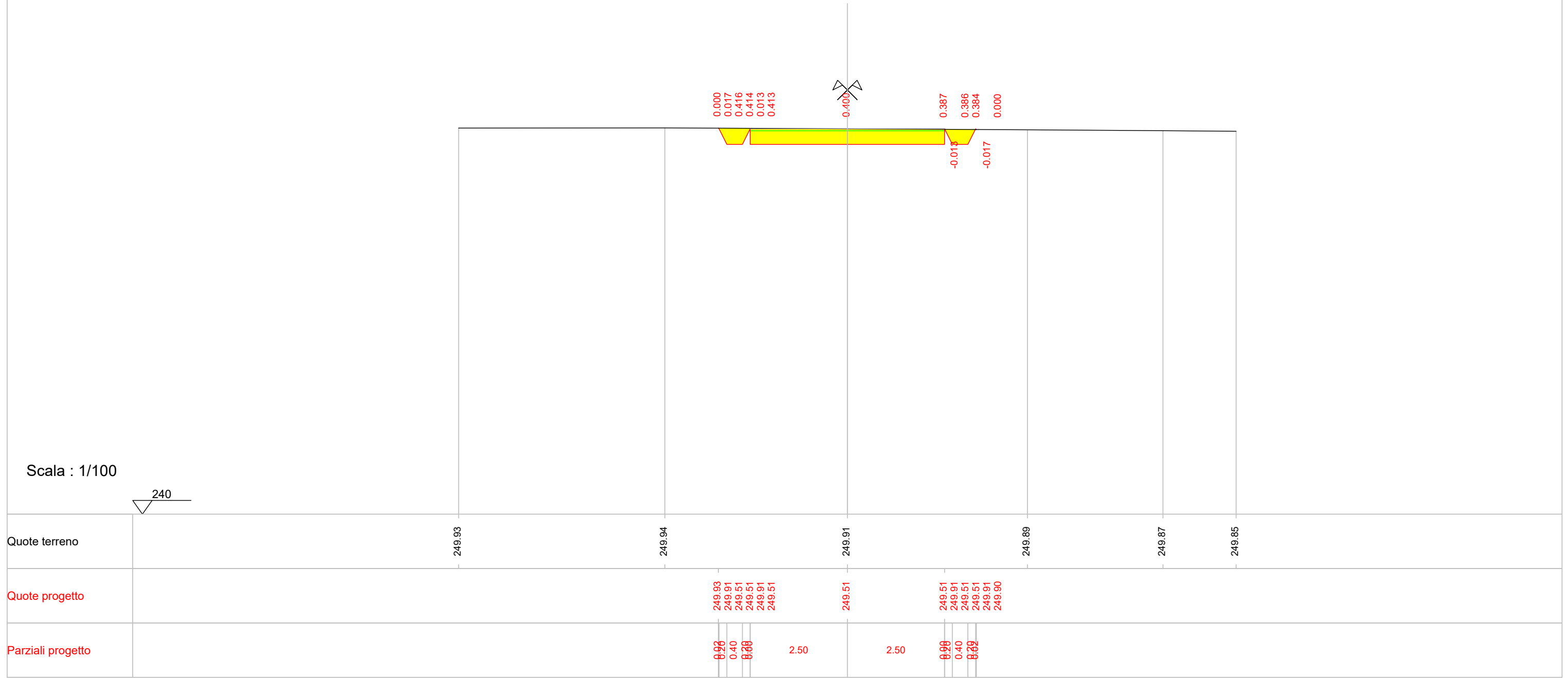
240



Progressiva : 320.000

Scala : 1/100

240

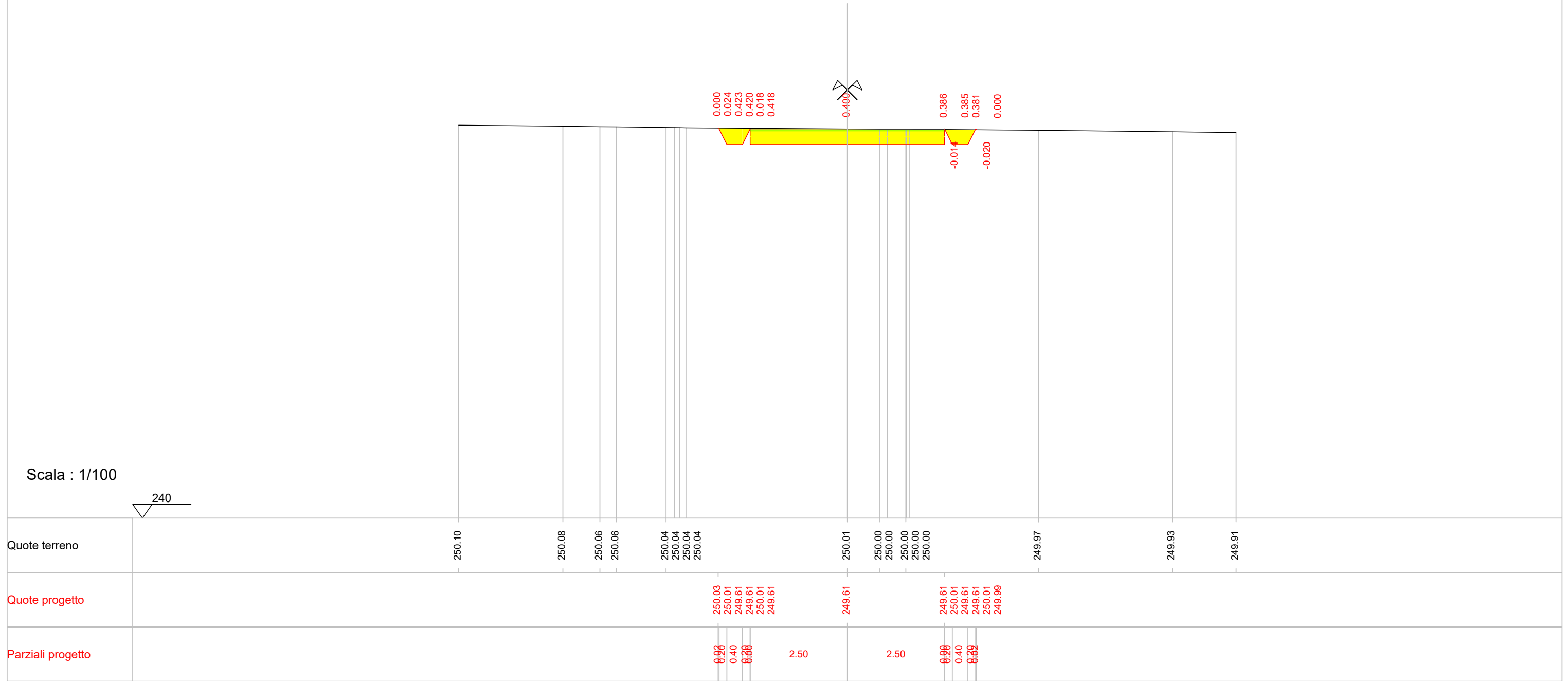


0.000  
0.017  
0.416  
0.414  
0.013  
0.413  
-0.400  
0.387  
-0.013  
0.386  
0.384  
-0.017  
0.000

Progressiva : 340.000

Scala : 1/100

240

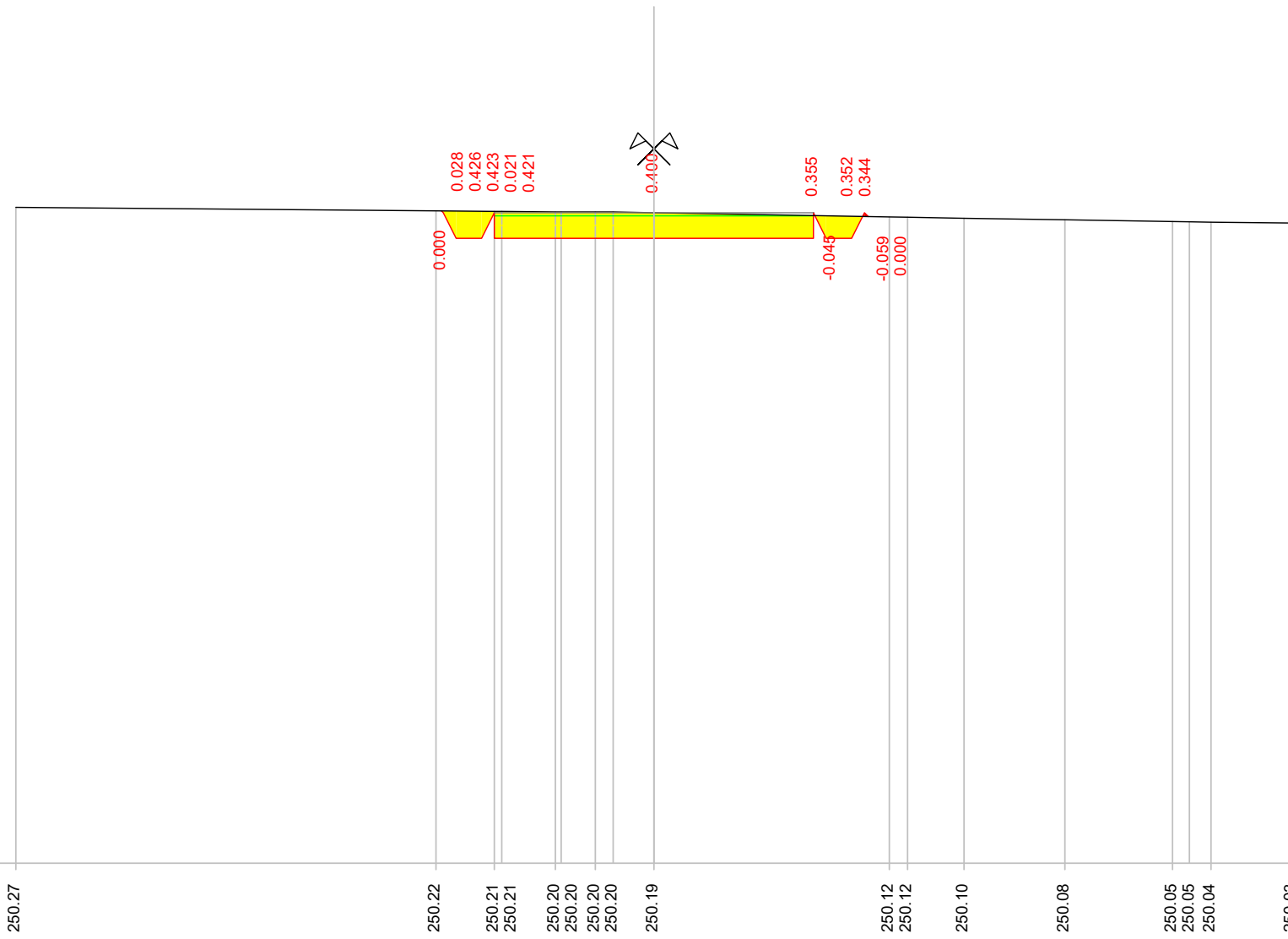


Progressiva : 360.000

Scala : 1/100

240

Quote terreno	250.27	250.22	250.21	250.21	250.20	250.20	250.20	250.19	250.12	250.12	250.10	250.08	250.05	250.05	250.04	250.03
Quote progetto		250.22	250.19	249.79	249.79	250.19	249.79	249.79		249.79	250.19	249.79	249.79	250.19	250.13	
Parziali progetto		0.00	0.40	0.00		2.50		2.50		0.00	0.40	0.00				



Progressiva : 380.000

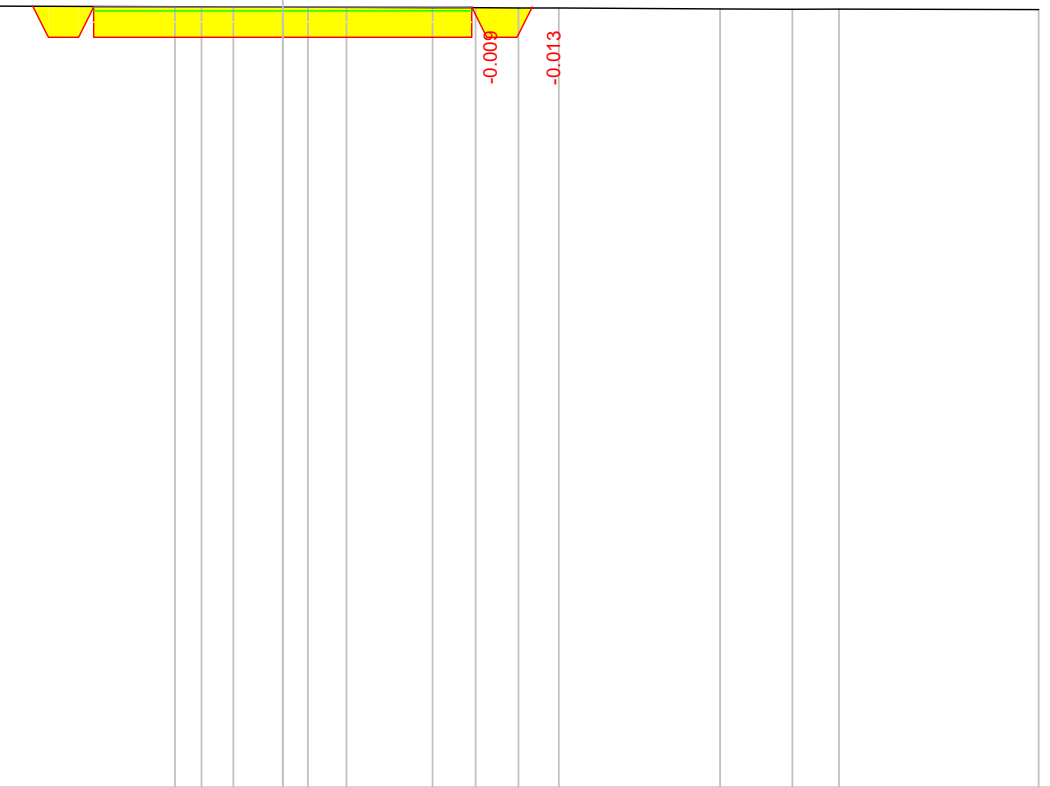
Scala : 1/100

240

Quote terreno		250.36	250.35	250.35	250.35	250.34		250.32	250.32	250.32	250.32	250.32	250.32	250.31	250.31	250.31	250.31	250.29	250.29	250.29		250.29
Quote progetto		250.33	250.32	249.92	249.92	249.92	249.92	249.92	249.92	250.32	249.92	250.32	250.32	250.32	250.32	250.31						
Parziali progetto		<del>0.96</del>	0.40	<del>0.68</del>	2.50		2.50		<del>0.96</del>	0.40	<del>0.69</del>											

0.000  
0.010  
0.409  
0.408  
0.007  
0.407  
-0.400  
0.391  
0.390  
0.387  
0.000

-0.009  
-0.013

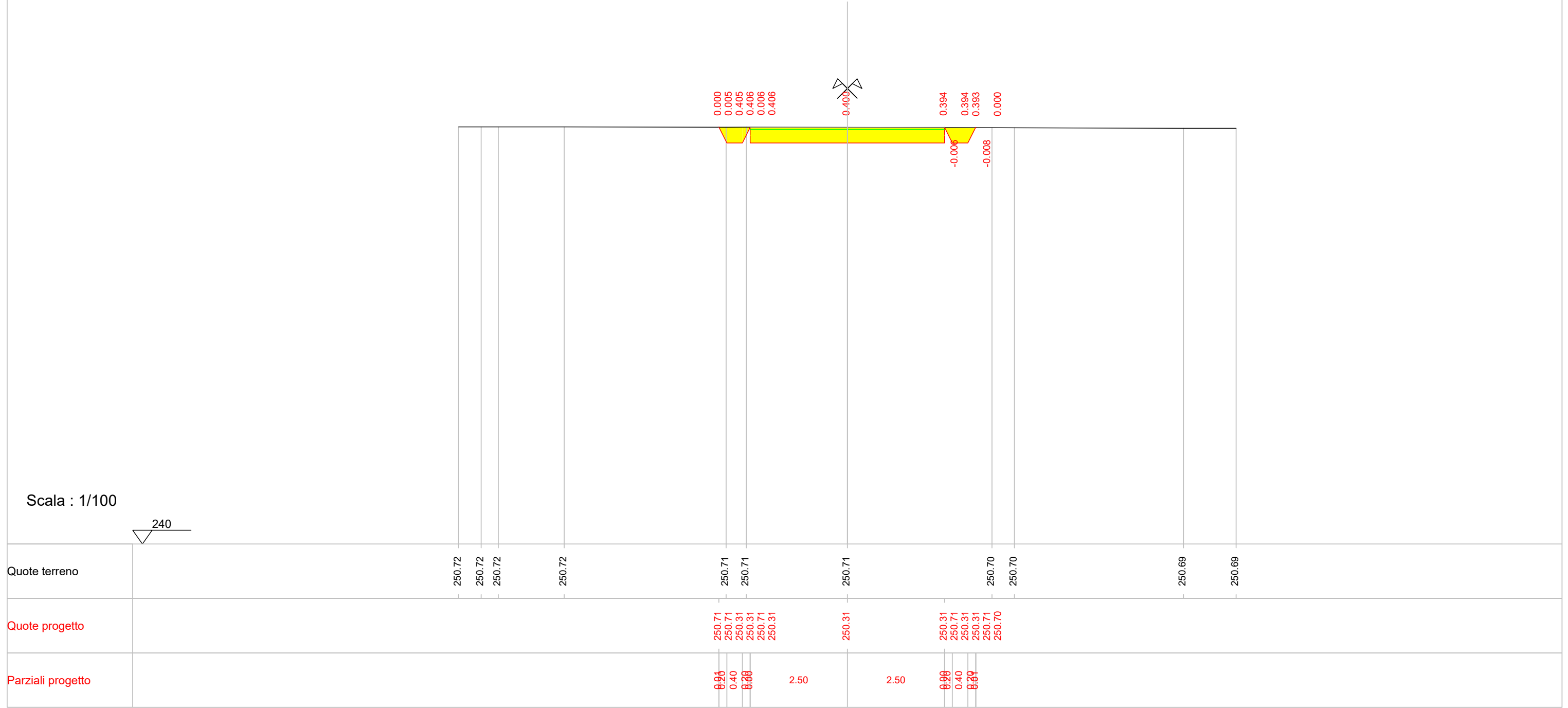




Progressiva : 420.000

Scala : 1/100

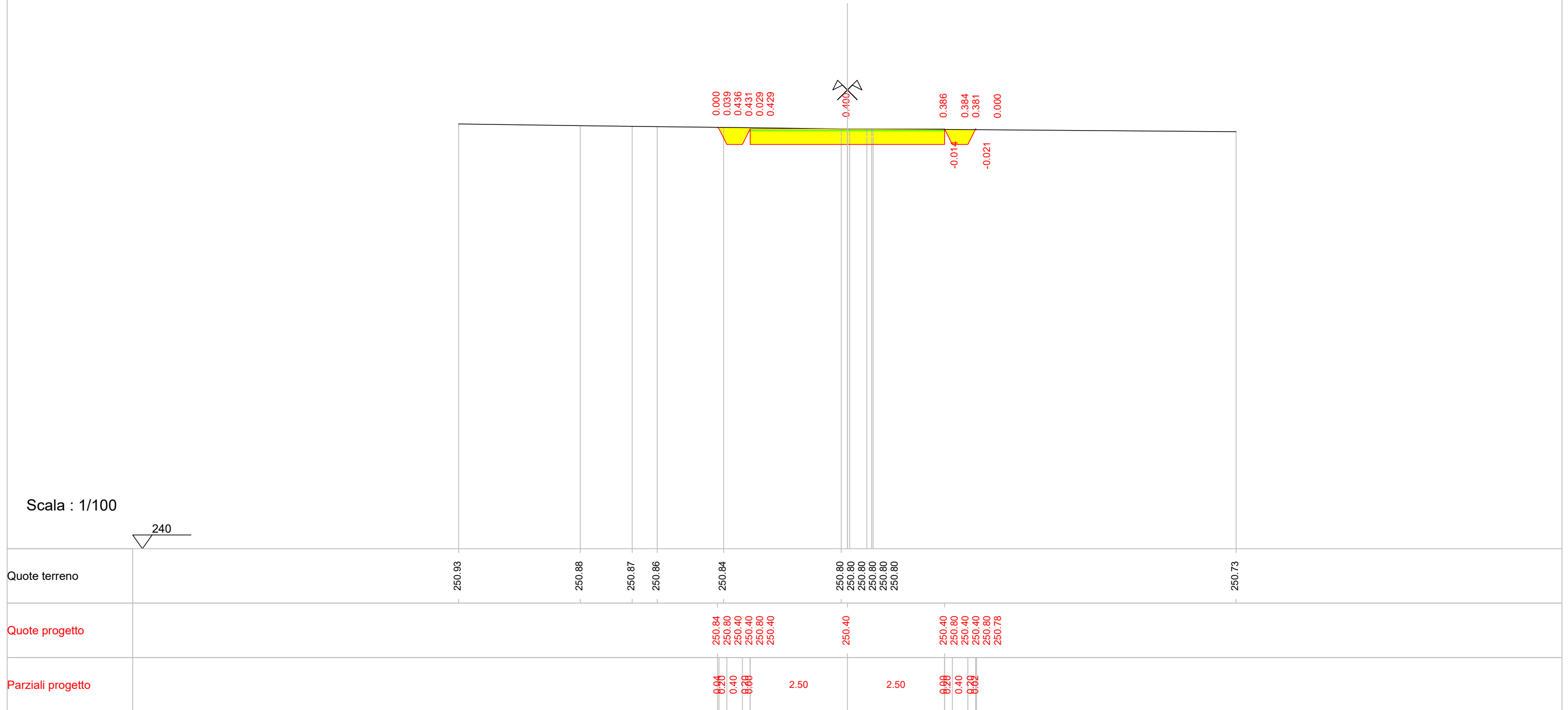
240



Progressiva : 440.000

Scala : 1/100

240





Progressiva : 450.000

Scala : 1/100

240

0.000  
0.135  
0.533  
0.528  
0.125  
0.525

0.391

0.362  
0.360  
0.355  
0.000

-0.038  
-0.047

Quote terreno

251.09

251.06

251.03

251.02

251.01

251.01

251.00

251.00

251.00

250.94

250.85

250.85

250.84

250.83

250.82

250.80

250.80

250.80

250.80

250.80

250.80

250.80

250.77

Quote progetto

251.00  
250.86  
250.46  
250.46  
250.86  
250.46

250.46

250.46  
250.86  
250.46  
250.46  
250.86  
250.81

Parziali progetto

0.14  
0.20  
0.40  
0.00

11.00

2.50

0.00  
0.40  
0.00

Progressiva : 460.000

Scala : 1/100

240

0.000  
0.122  
0.520  
0.515  
0.113  
0.513

0.400

0.370  
0.367  
0.362  
0.000

-0.030  
-0.040

Quote terreno

251.15  
251.15  
251.14

251.14  
251.13

251.09  
251.07

251.06  
251.05  
251.05

251.00  
251.00  
251.00  
251.00  
251.00  
251.00  
251.00  
251.00  
251.00  
250.99

250.92

250.85

250.81  
250.81  
250.81  
250.80  
250.80

Quote progetto

251.04  
250.92  
250.52  
250.52  
250.52  
250.92  
250.52

250.52

250.52  
250.92  
250.52  
250.52  
250.92  
250.88

Parziali progetto

0.12  
0.40  
0.00

11.00

2.50

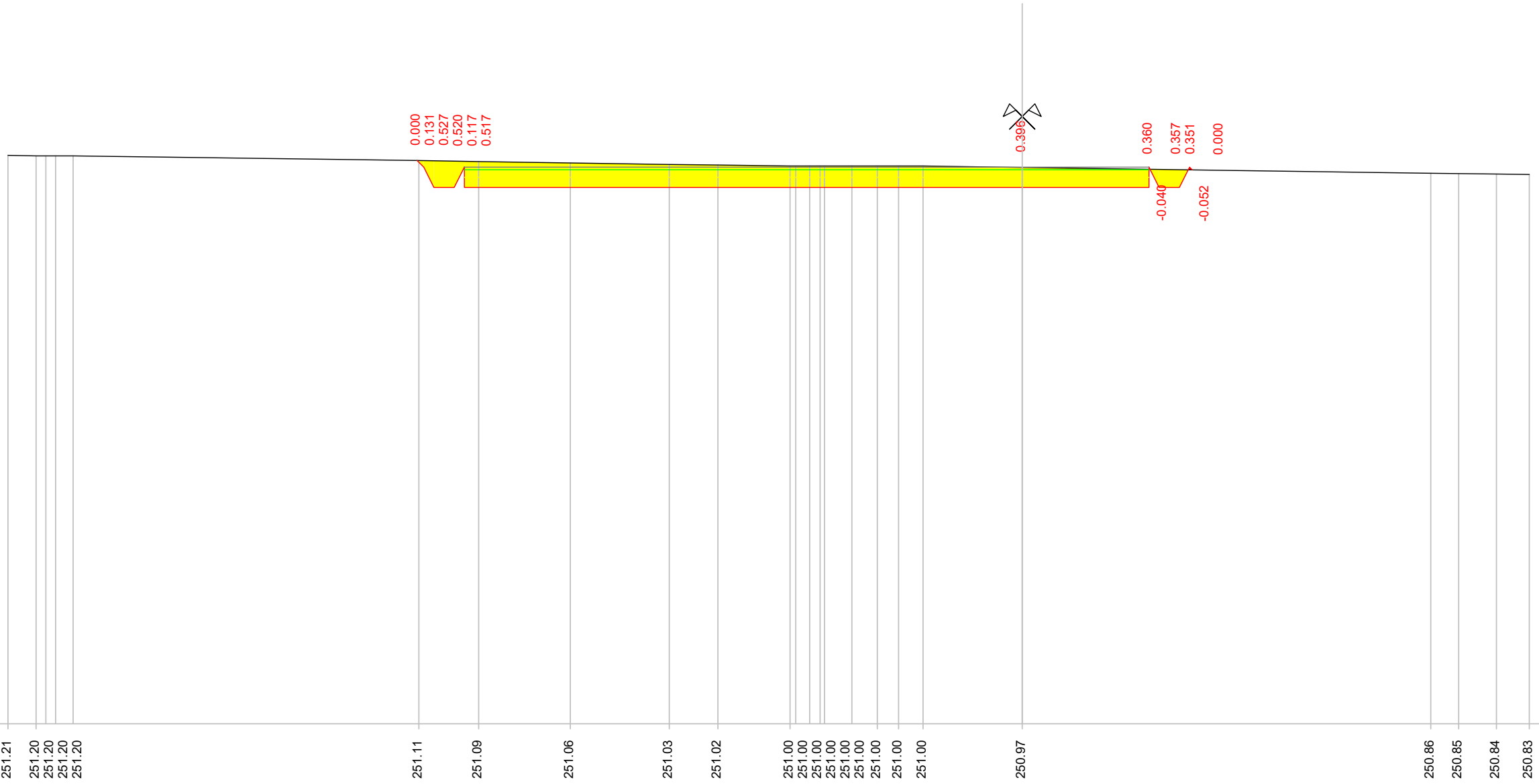
0.00  
0.40  
0.00



Progressiva : 470.000

Scala : 1/100

240

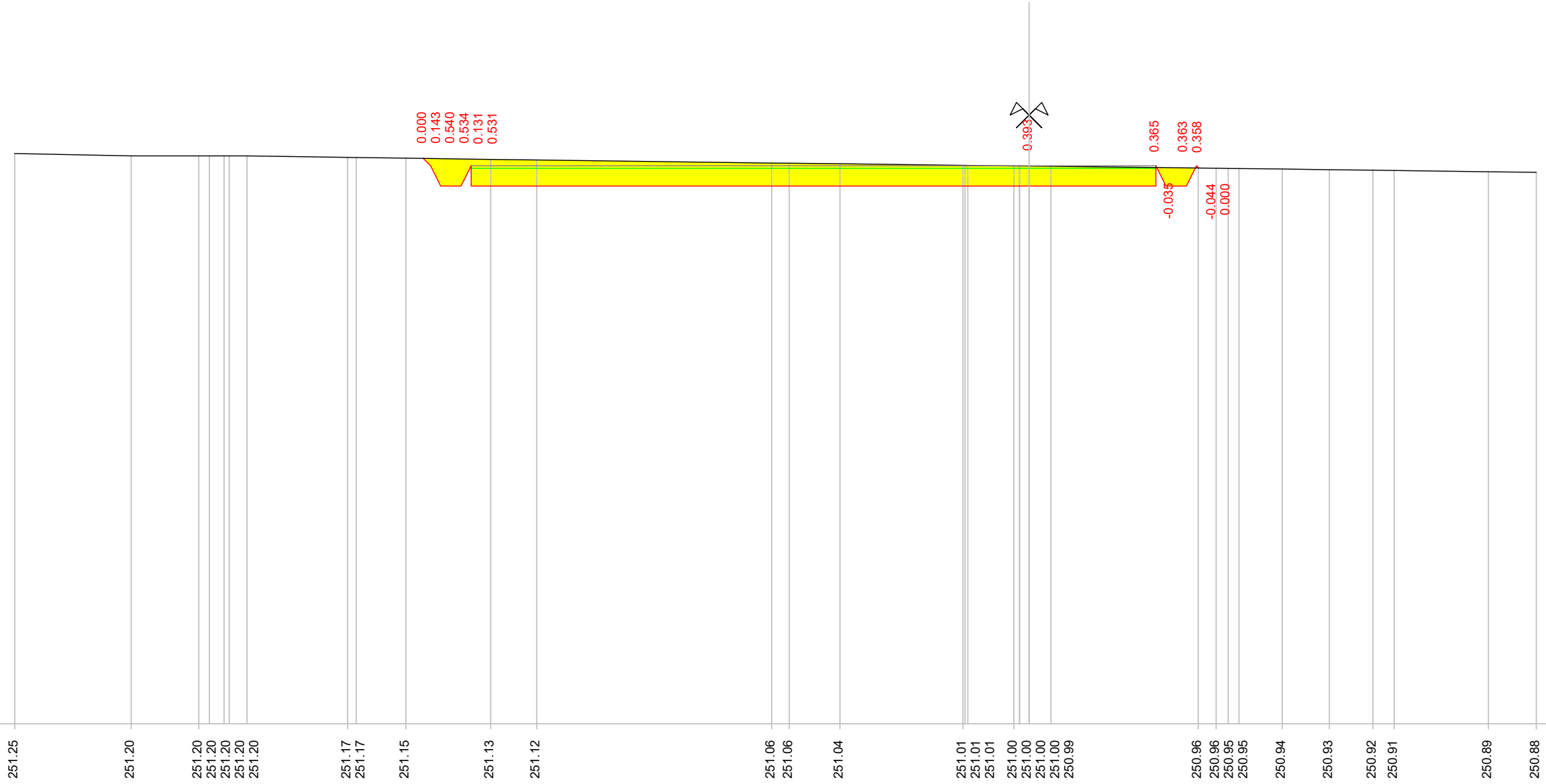


Quote terreno	251.21	251.20	251.20	251.20	251.20	251.11	251.09	251.06	251.03	251.02	251.00	251.00	251.00	251.00	251.00	251.00	250.97	250.86	250.85	250.84	250.83	
Quote progetto						251.11	250.98	250.58	250.58	250.98	250.58	250.58	250.58	250.58	250.58	250.58	250.58	250.58	250.98	250.92		
Parziali progetto						0.13	0.20	0.40	0.00		11.00						2.50	0.00	0.40	0.00		

Progressiva : 475.000

Scala : 1/100

240



0.000  
0.143  
0.540  
0.534  
0.131  
0.531

0.393

0.365  
-0.033  
0.363  
0.358

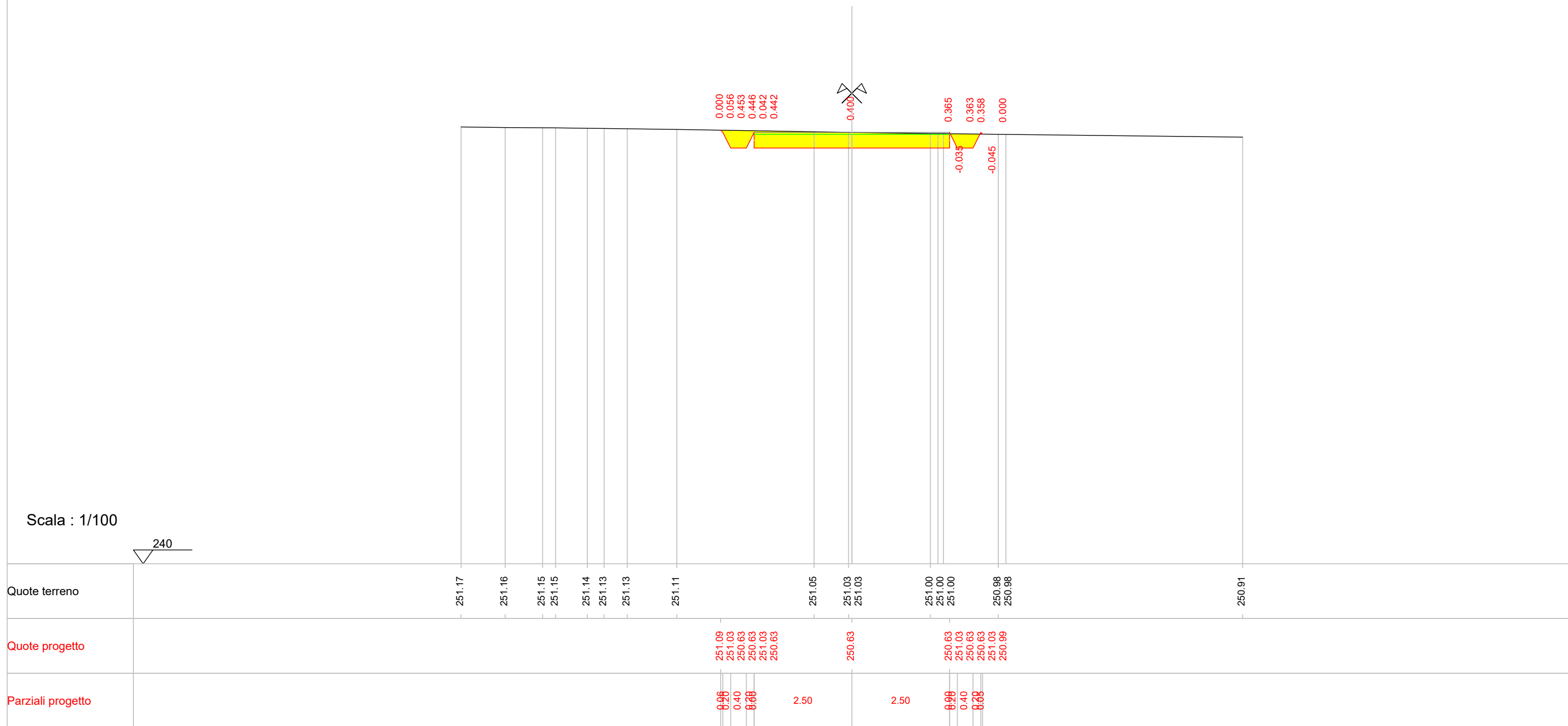
-0.044  
0.000

Quote terreno	251.25	251.20	251.20	251.20	251.20	251.20	251.17	251.17	251.15	251.13	251.12			251.06	251.06	251.04		251.01	251.01	251.01	251.00	251.00	251.00	250.99		250.96	250.96	250.95	250.95	250.94	250.93	250.92	250.91	250.89	250.88		
Quote progetto									251.15	251.00	250.60	250.60	250.60					250.60									250.60	251.00	250.60	250.60	251.00	250.96					
Parziali progetto									0.15	0.20	0.40	0.00			11.00										2.50		0.00	0.40	0.00								

Progressiva : 480.000

Scala : 1/100

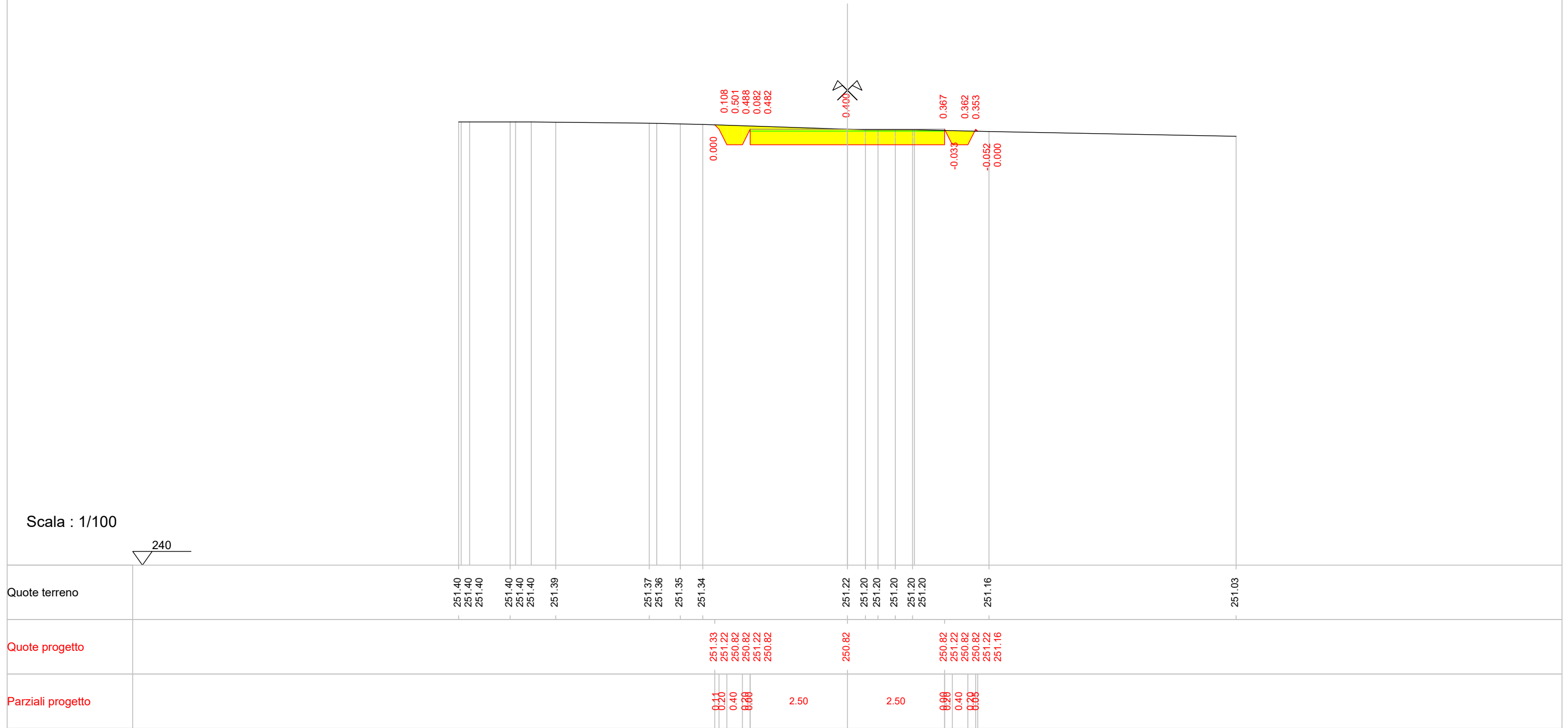
240



Progressiva : 500.000

Scala : 1/100

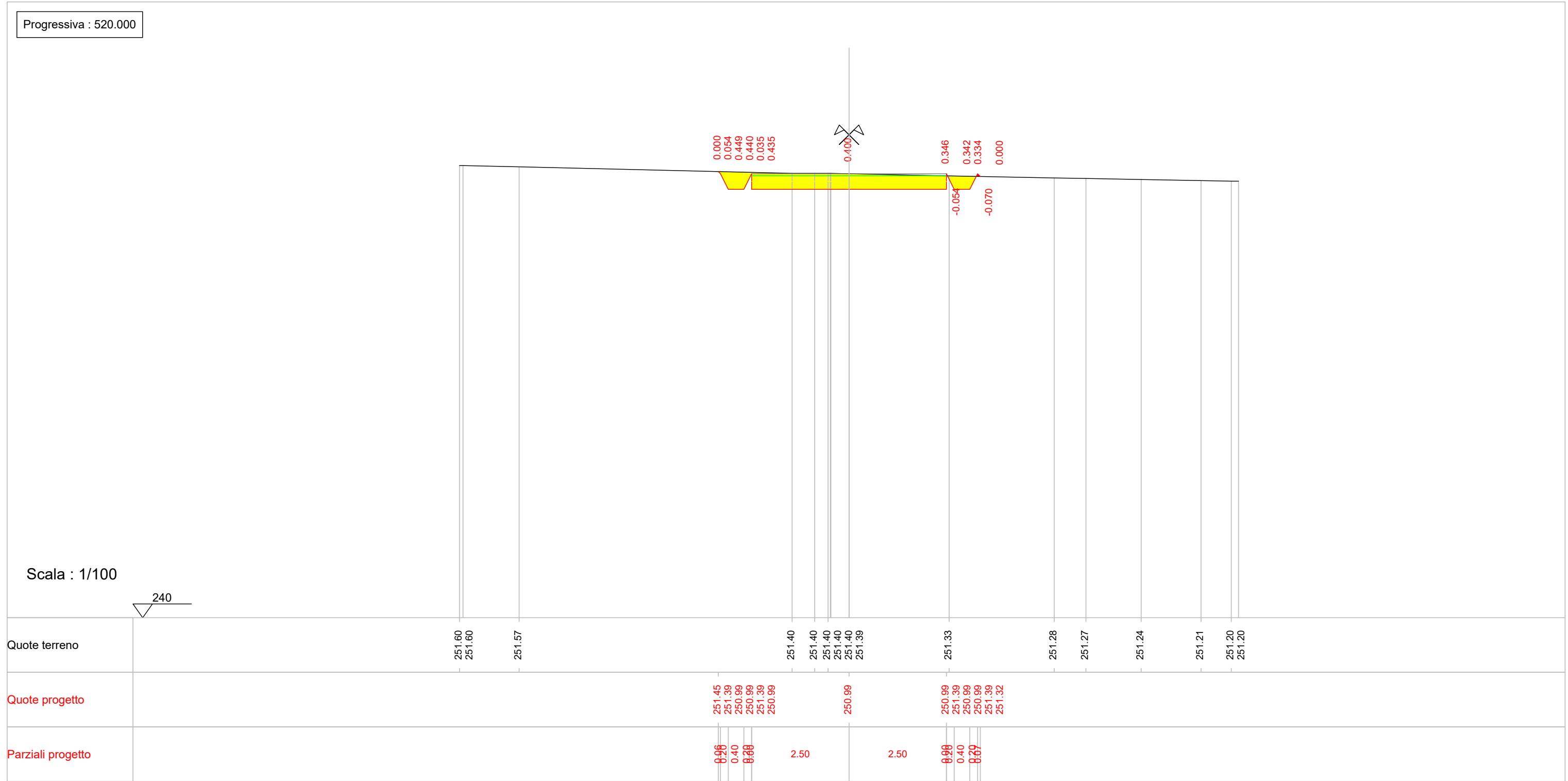
240



Progressiva : 520.000

Scala : 1/100

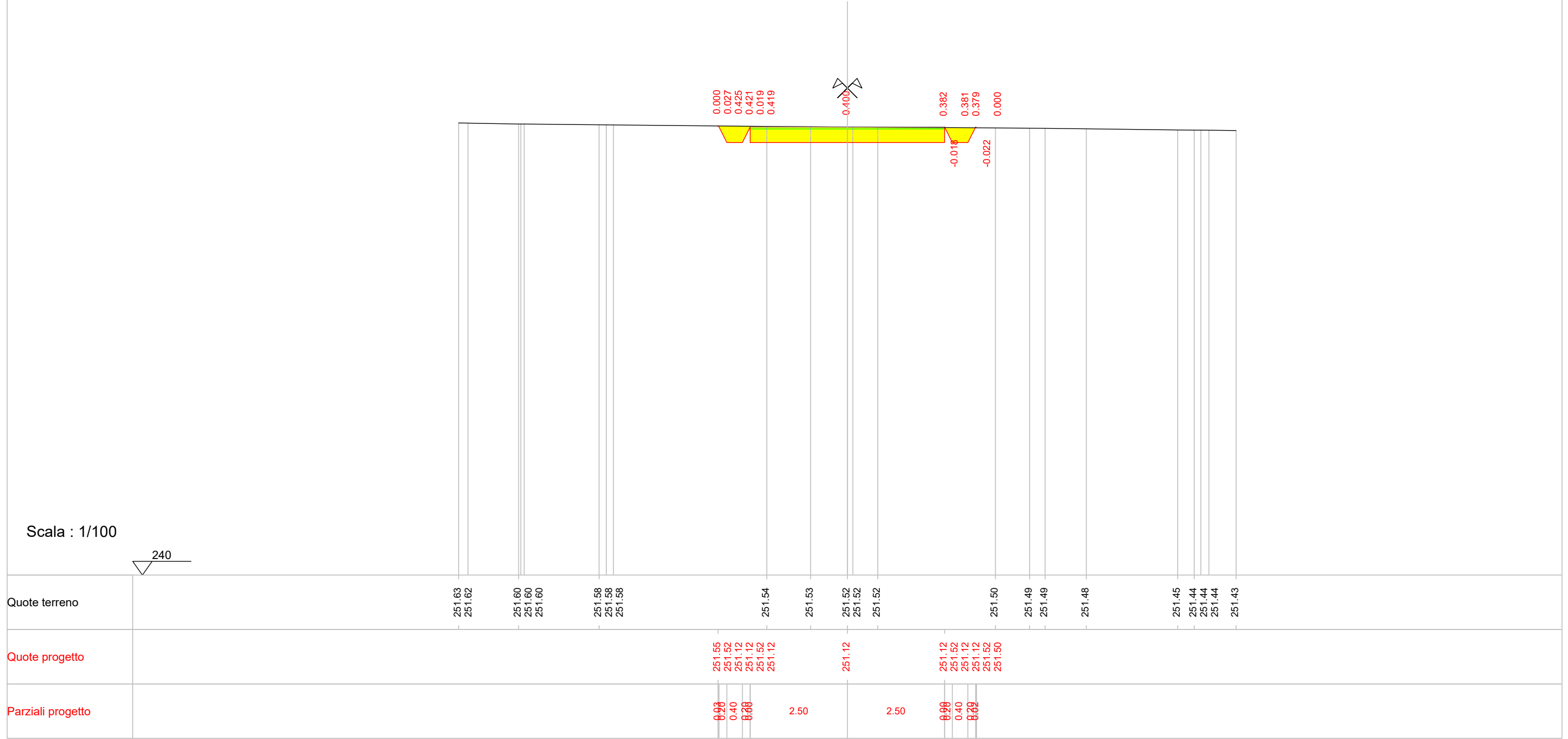
240



Progressiva : 540.000

Scala : 1/100

240



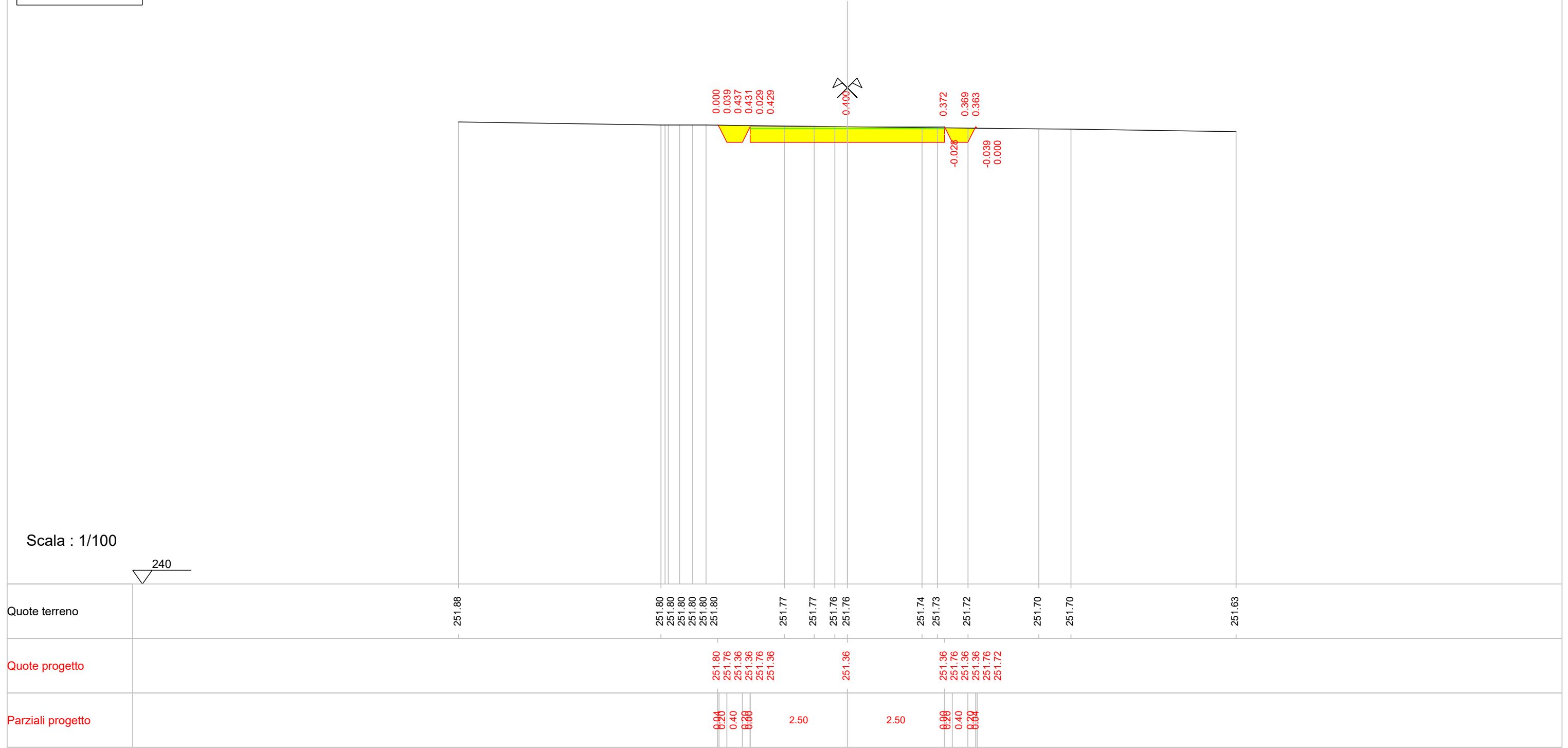
0.000  
0.027  
0.425  
0.421  
0.019  
0.419  
0.400  
0.382  
-0.018  
0.381  
0.379  
-0.022  
0.000



Progressiva : 560.000

Scala : 1/100

240



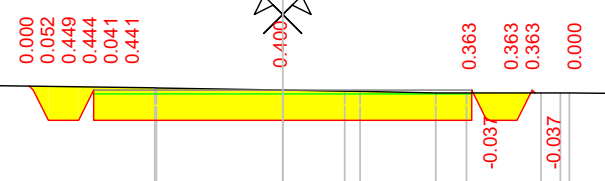
0.000  
0.039  
0.437  
0.431  
0.029  
0.429  
0.400  
0.372  
0.369  
0.363  
-0.028  
-0.039  
0.000

Progressiva : 580.000

Scala : 1/100

240

Quote terreno	252.16	252.16	252.14		252.11	252.11	252.10		252.07	252.07	252.04	252.02	252.02	252.00	252.00	252.00	252.00	252.00	251.99	251.98	251.96	251.96	251.94	251.94	251.92	251.90
Quote progetto							252.09	252.04	251.64	251.64	251.64	252.04	251.64	251.64	252.04	252.04	252.04	252.04	252.04							
Parziali progetto							0.95	0.40	0.68	2.50		2.50		0.98	0.40	0.68										

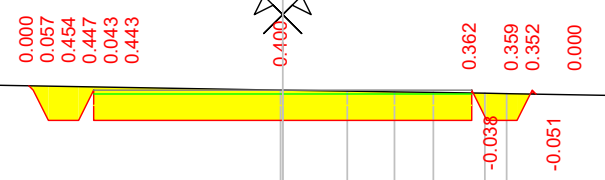


Progressiva : 600.000

Scala : 1/100

240

Quote terreno	252.46 252.46 252.45	252.45	252.44	252.40 252.40 252.40	252.33 252.33	252.31	252.31	252.30	252.29 252.28	252.24	252.20	252.18	252.16 252.16
Quote progetto				252.39 252.33 251.93 251.93 252.33 251.93	251.93				251.93 252.33 251.93 251.93 252.33 252.28				
Parziali progetto				0.96 0.40 0.60	2.50		2.50		0.90 0.40 0.60				

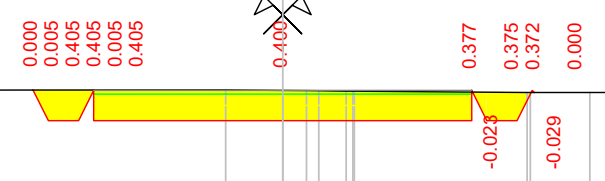


Progressiva : 620.000

Scala : 1/100

240

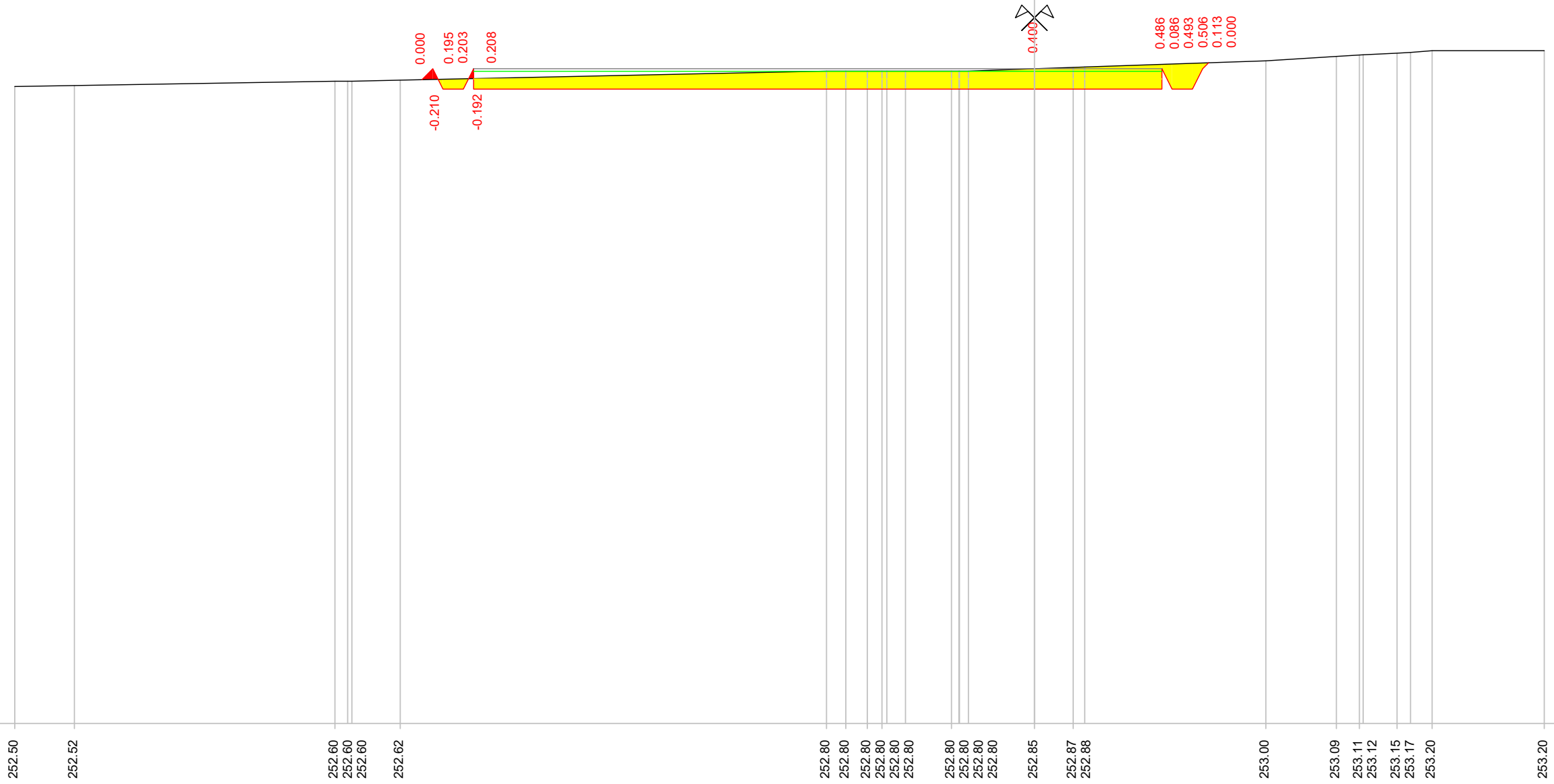
Quote terreno	252.65	252.65	252.65	252.65	252.65	252.65	252.64	252.64	252.63	252.63	252.63	252.64	252.63	252.63	252.62	252.62	252.60	252.60	252.60	252.60	252.60	252.60	252.60	252.55	252.55	252.55	252.55
Quote progetto									252.63	252.63	252.23		252.23				252.23	252.63	252.23	252.23	252.63	252.60					
Parziali progetto									0.98	0.40	0.68	2.50			2.50		0.98	0.40	0.68								



Progressiva : 640.000

Scala : 1/100

240



0.000  
-0.210  
0.195  
0.203  
-0.192  
0.208

0.400

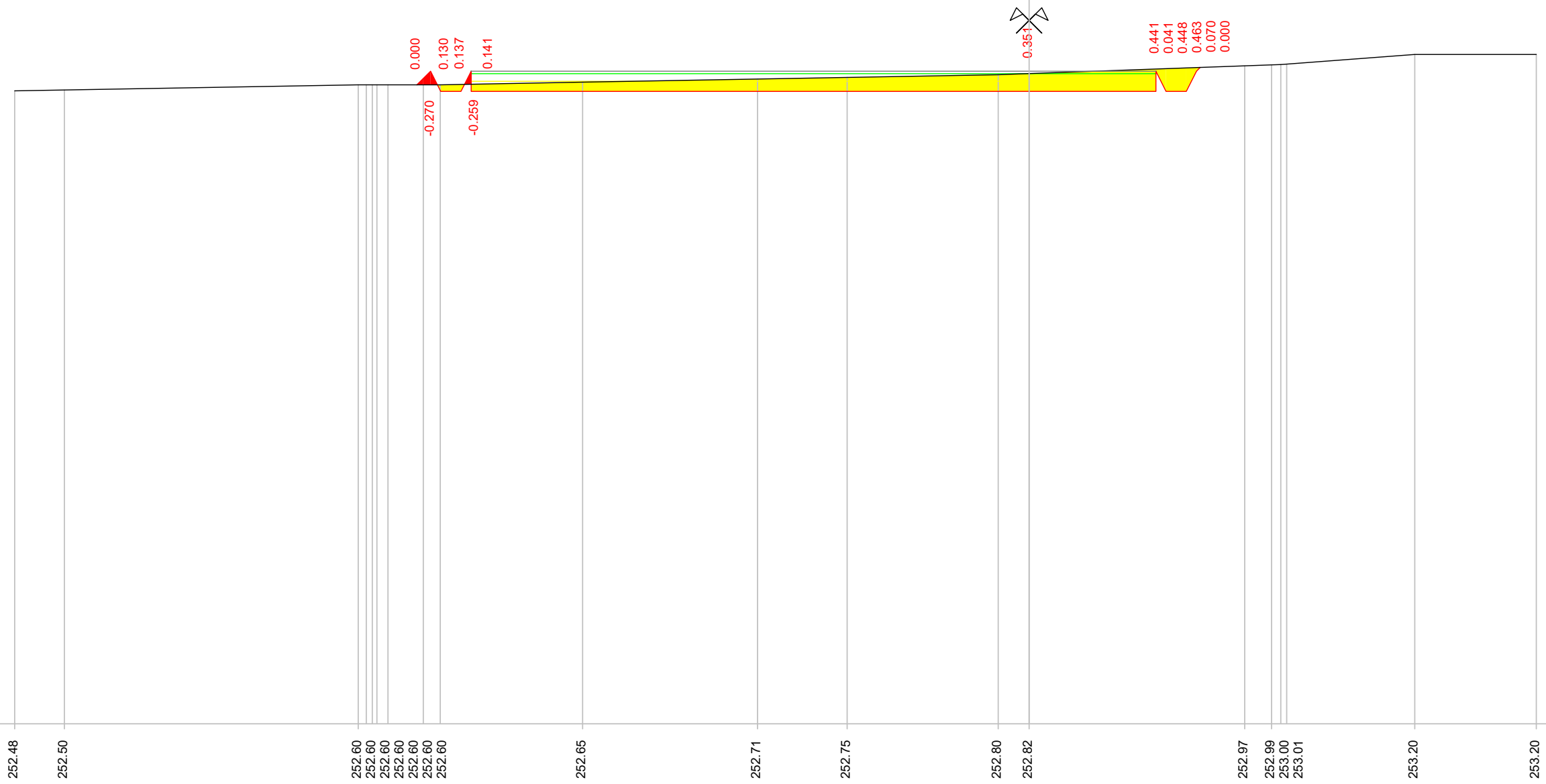
0.486  
0.086  
0.493  
0.506  
0.113  
0.000

Quote terreno	252.50	252.52	252.60	252.60	252.62	252.80	252.80	252.80	252.80	252.80	252.80	252.80	252.85	252.87	252.88	253.00	253.09	253.11	253.12	253.15	253.17	253.20	253.20	
Quote progetto			252.63	252.85	252.45	252.45	252.45	252.45	252.45	252.45	252.45	252.45	252.45	252.45	252.45	252.45	252.45	252.45	252.45	252.45	252.45	252.45	252.45	252.45
Parziali progetto			0.21	0.20	0.40	0.00	11.00						2.50			0.00	0.40	0.12						

Progressiva : 650.000

Scala : 1/100

240



Quote terreno

252.48 252.50 252.60 252.60 252.60 252.60 252.60 252.60 252.65 252.71 252.75 252.80 252.82 252.97 252.99 253.00 253.01 253.20 253.20

Quote progetto

252.60  
252.87  
252.47  
252.87  
252.47

252.47

252.47  
252.87  
252.47  
252.47  
252.87  
252.94

Parziali progetto

0.27  
0.20  
0.40  
0.00  
0.00

11.00

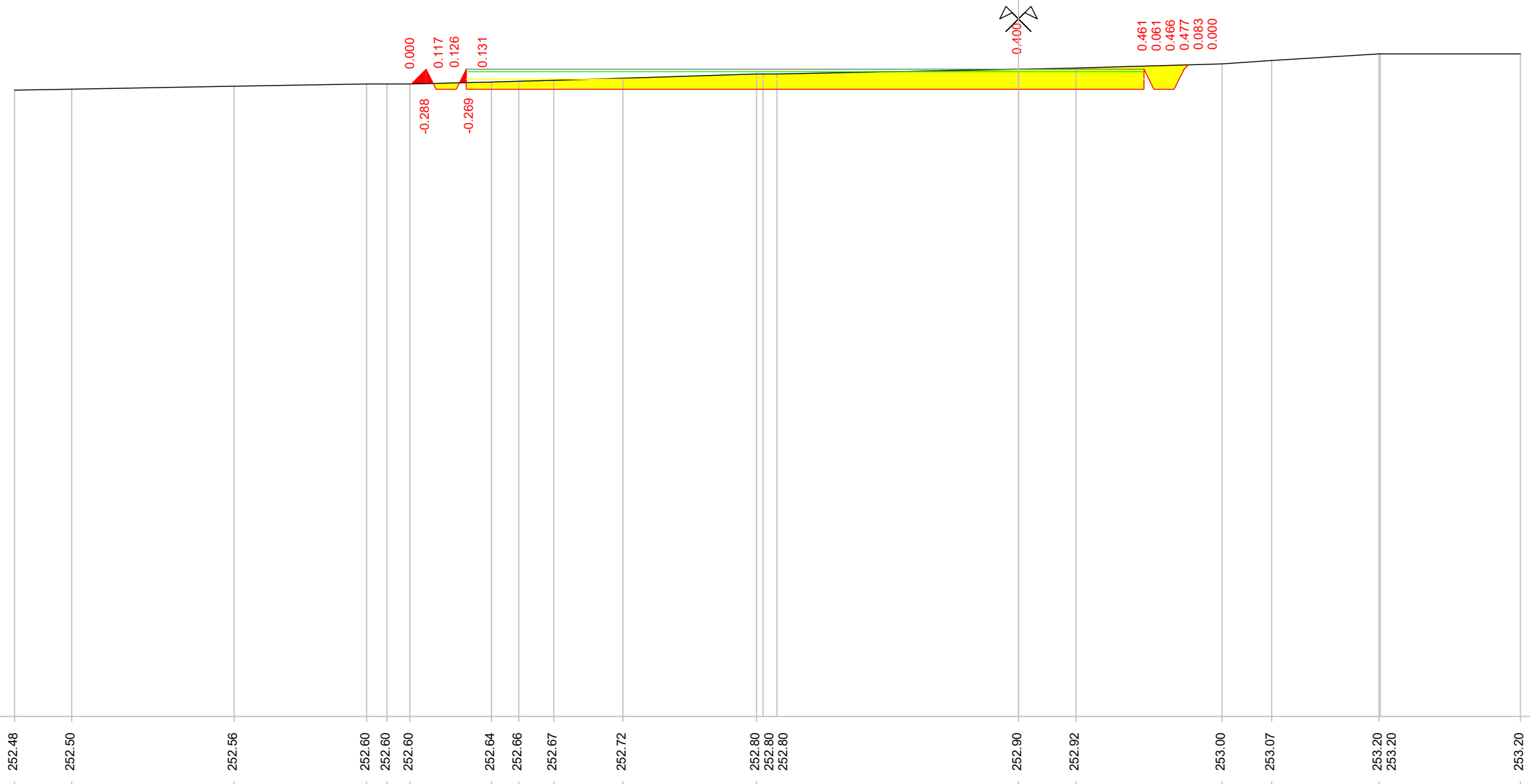
2.50

0.00  
0.40  
0.09  
0.00

Progressiva : 660.000

Scala : 1/100

240



Quote terreno

252.48 252.50 252.56 252.60 252.60 252.60 252.64 252.66 252.67 252.72 252.80 252.80 252.80 252.90 252.92 253.00 253.07 253.20 253.20 253.20

Quote progetto

252.60 252.90 252.90 252.50 252.50 252.90 252.50 252.90 252.98

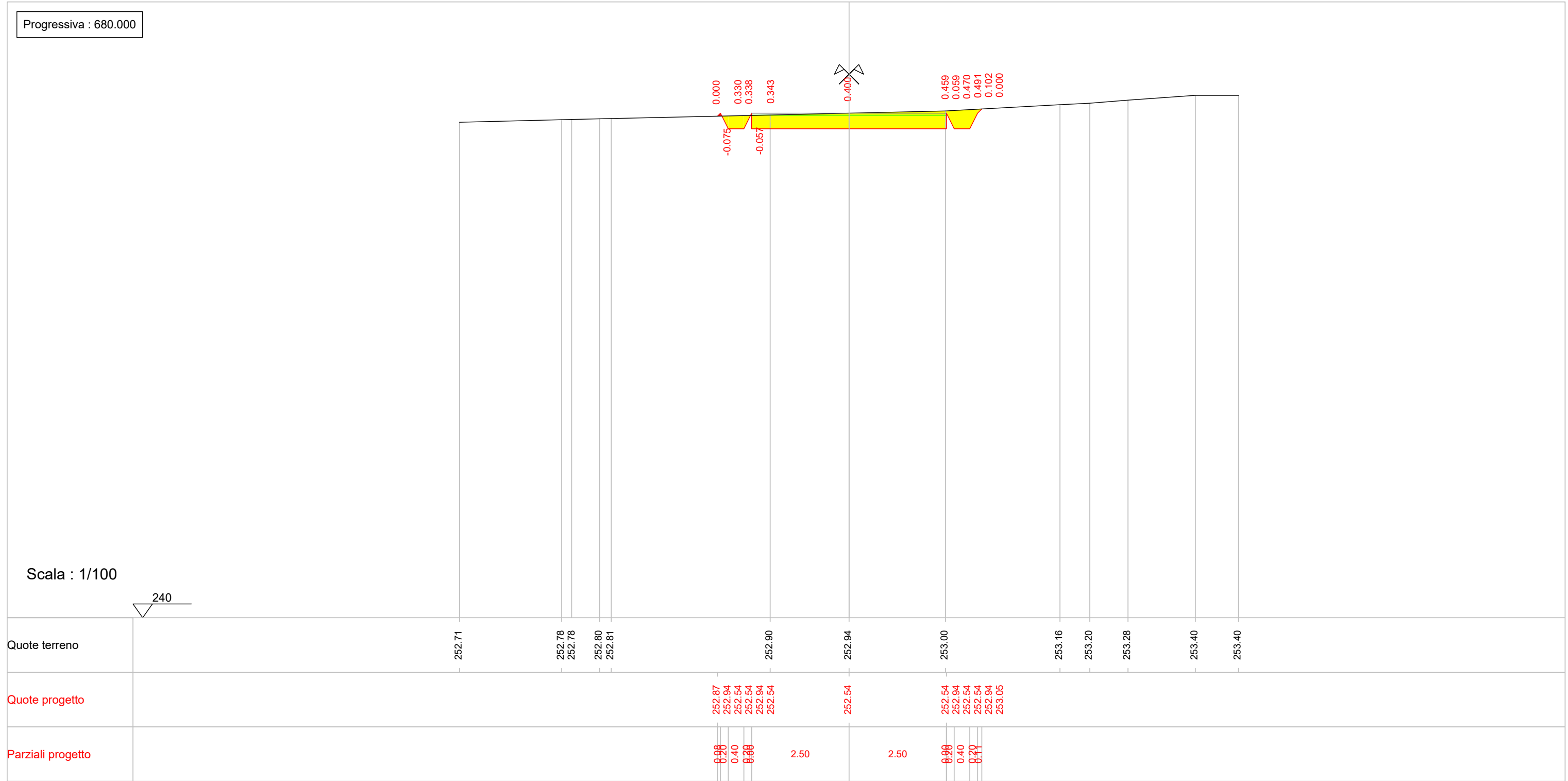
Parziali progetto

0.30 0.20 0.40 0.68 11.00 2.50 0.98 0.40 0.68

Progressiva : 680.000

Scala : 1/100

240

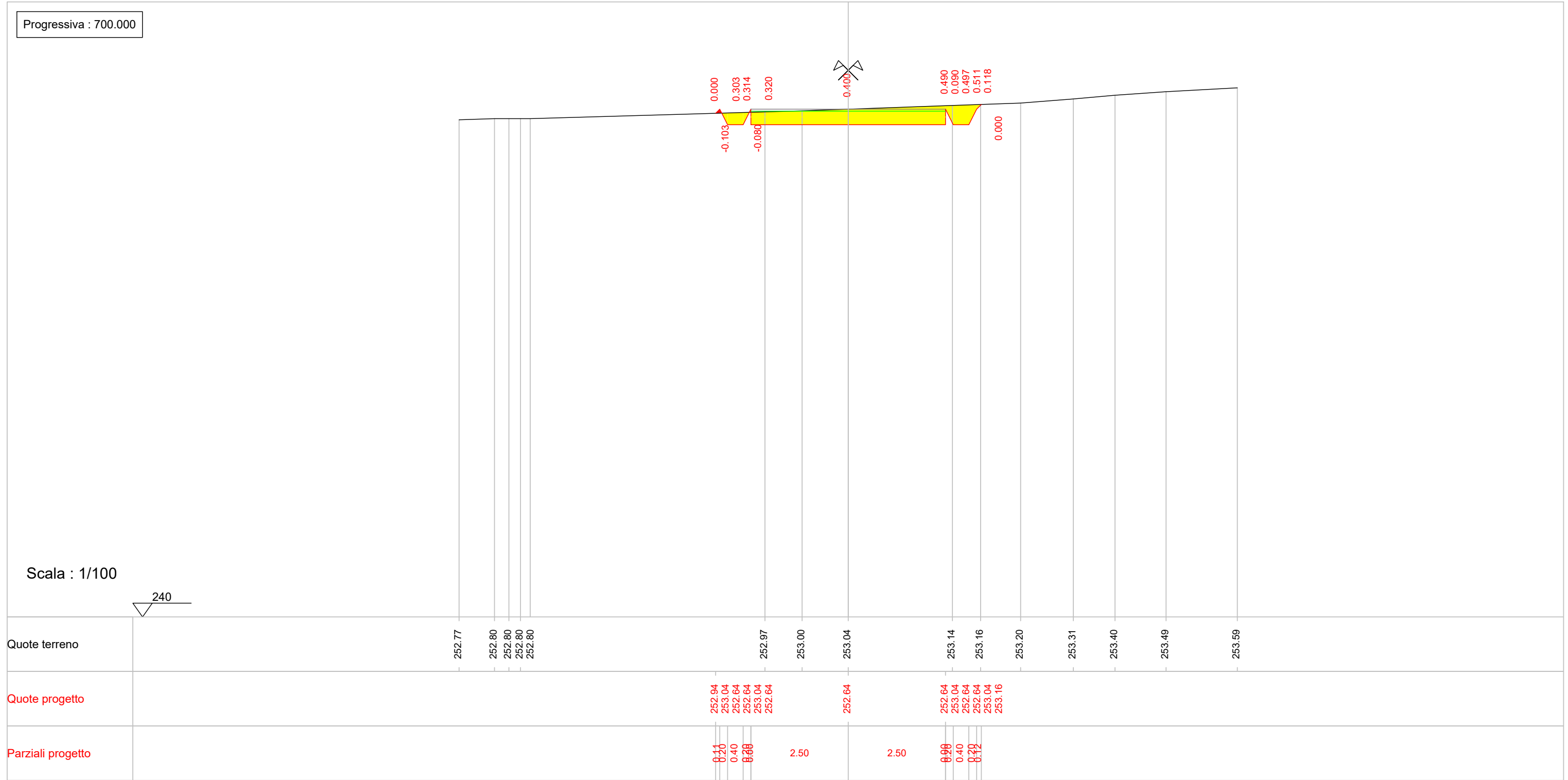




Progressiva : 700.000

Scala : 1/100

240

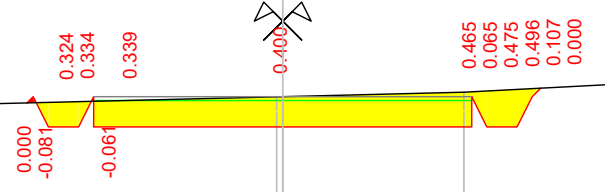


Progressiva : 720.000

Scala : 1/100

240

Quote terreno	252.87	252.88	252.88	253.00	253.00	253.00	253.00	253.14	253.14	253.20	253.40	253.40	253.40	253.41	253.60	253.60	253.60
Quote progetto								253.06	253.14	252.74	253.14	253.14	252.74	253.14	253.14	253.14	253.25
Parziali progetto								0.06	0.40	2.50	0.00	0.40	0.40	0.40			

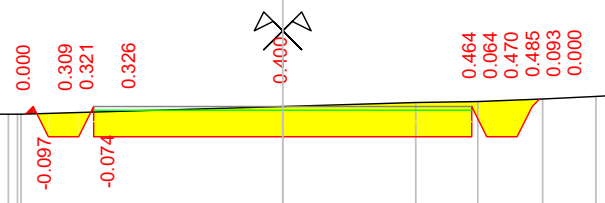


Progressiva : 740.000

Scala : 1/100

240

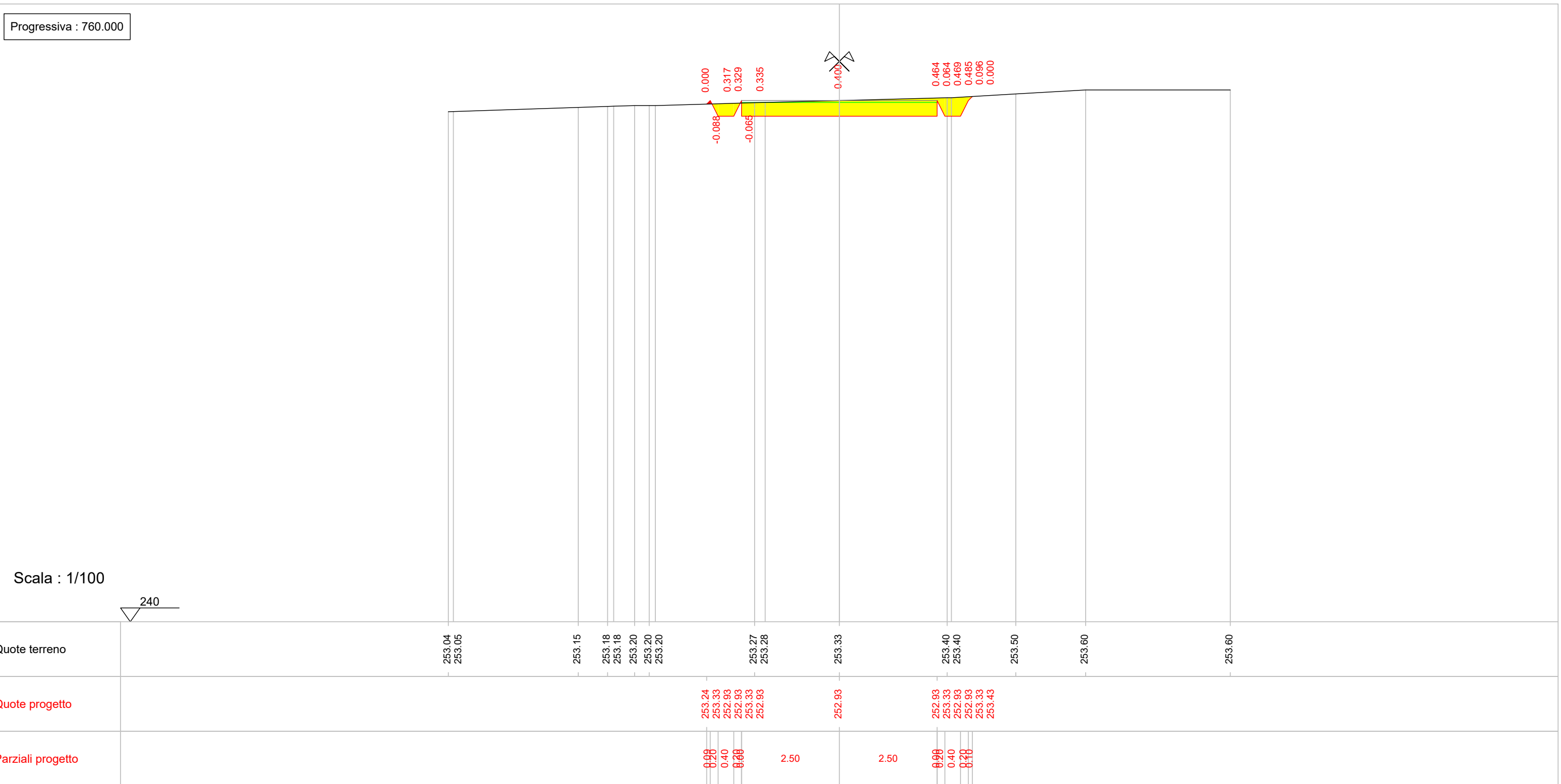
Quote terreno		253.00 253.00	253.03		253.20	253.20	253.20	253.20		253.30		253.35	253.37	253.40	253.43		253.50	253.56	253.58	253.60		253.60	
Quote progetto					253.20	253.30	252.90	253.30	252.90	252.90		252.90	253.30	252.90	253.30	253.40							
Parziali progetto					0.10	0.40	0.10	0.10	2.50	2.50		0.10	0.40	0.10	0.10								



Progressiva : 760.000

Scala : 1/100

240

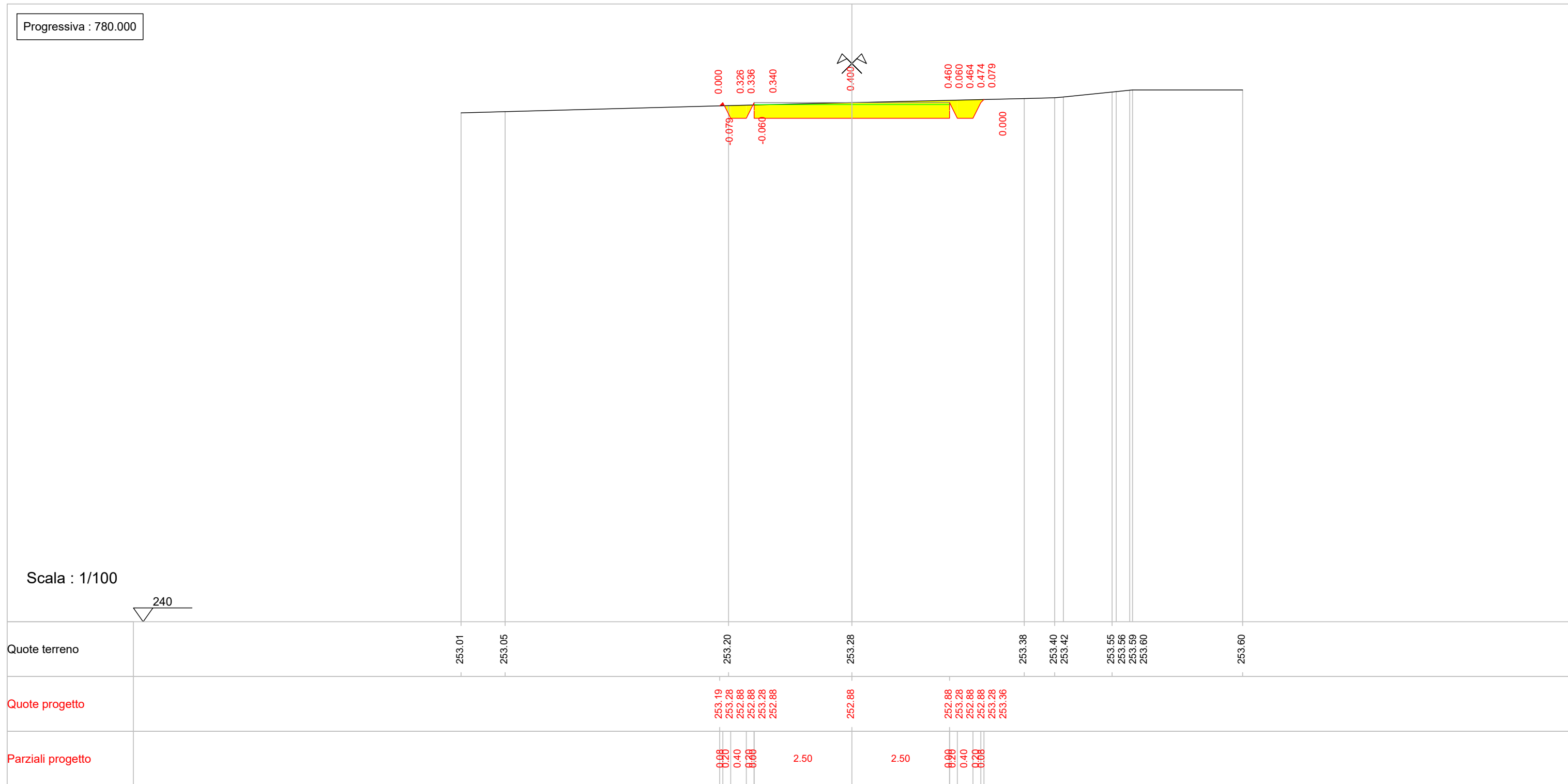


0.000  
-0.088  
0.317  
0.329  
-0.065  
0.335  
0.400  
0.464  
0.064  
0.469  
0.485  
0.096  
0.000

Progressiva : 780.000

Scala : 1/100

240



Quote terreno		253.01	253.05		253.20	253.28		253.38	253.40	253.42	253.55	253.56	253.59	253.60	253.60
Quote progetto					253.19	253.28	252.88		252.88	253.28	252.88	252.88	252.88	253.28	253.36
Parziali progetto					0.99	0.40	2.50		2.50	0.99	0.40	0.68			

Progressiva : 800.000

Scala : 1/100

240



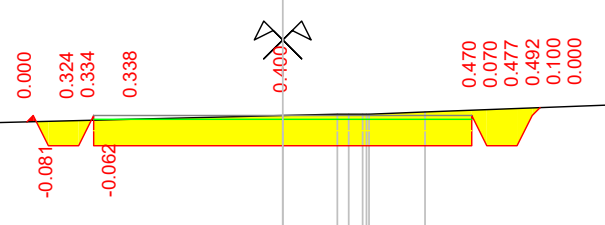
Quote terreno	253.01	253.09	253.20	253.20	253.20	253.20	253.23	253.40	253.40	253.40	253.42	253.60	253.60	253.60
Quote progetto			253.17	253.23	252.83	253.23	252.83	252.83	253.23	252.83	252.83	253.23	253.23	253.34
Parziali progetto			0.96	0.40	0.40	2.50	2.50	0.90	0.40	0.70	0.11			

Progressiva : 820.000

Scala : 1/100

240

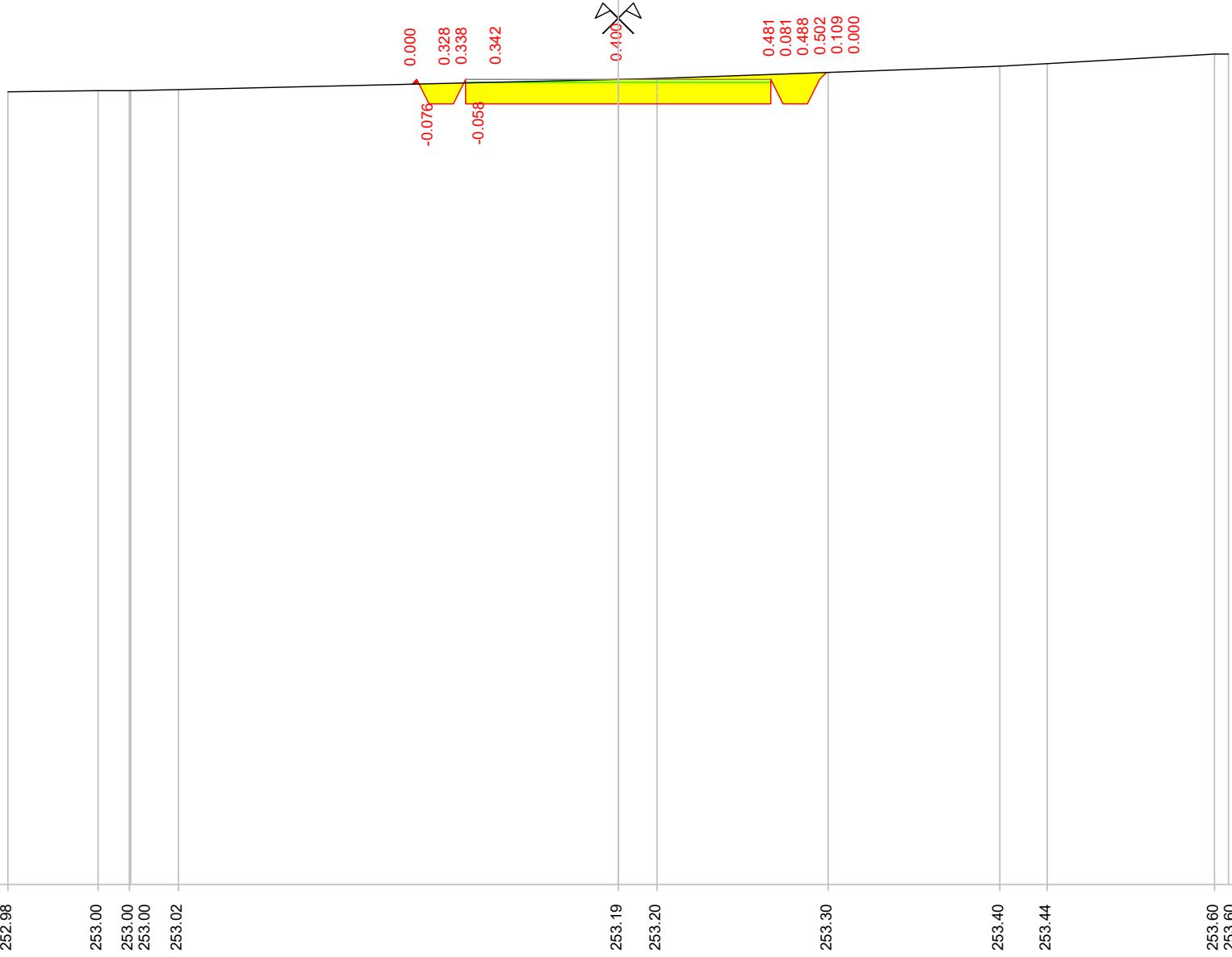
Quote terreno		252.96		253.00 253.00 253.00		253.07		253.18		253.20 253.20 253.20 253.20 253.20 253.23		253.40 253.40 253.41		253.56
Quote progetto								253.10 253.18 252.78 252.78 253.18 252.78		252.78		252.78 253.18 252.78 252.78 253.18 253.29		
Parziali progetto								<del>0.98</del> 0.40 <del>0.68</del>	2.50		2.50	<del>0.98</del> 0.40 <del>0.78</del>		



Progressiva : 840.000

Scala : 1/100

240



Quote terreno		252.98	253.00	253.00	253.00	253.02		253.19	253.20	253.30	253.40	253.44	253.60	253.60
Quote progetto								253.11	253.19	252.79	253.19	252.79	253.19	253.30
Parziali progetto								<del>0.98</del>	0.40	2.50	<del>0.98</del>	0.40	<del>0.79</del>	2.50



Progressiva : 860.000

Scala : 1/100

240

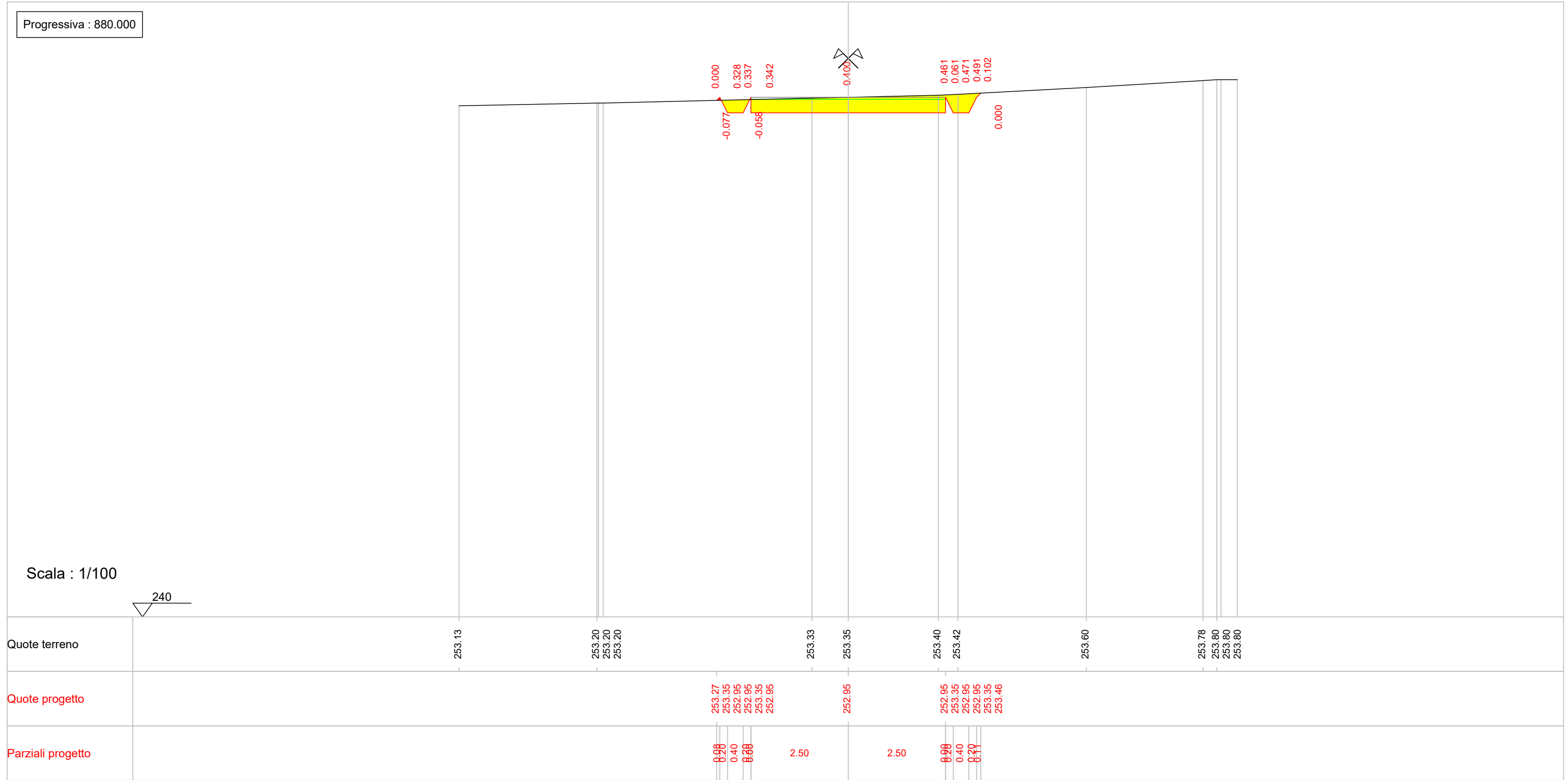
Quote terreno	253.01	253.05	253.08	253.10	253.11	253.12	253.13	253.20	253.20	253.20	253.20	253.23	253.36	253.40	253.51	253.60	253.60	253.60
Quote progetto								253.16	253.23	252.83	253.23	252.83	252.83	253.23	253.23	253.23	253.23	253.36
Parziali progetto								<del>0.17</del>	0.40	<del>0.10</del>	2.50		2.50	<del>0.10</del>	0.40	<del>0.13</del>		



Progressiva : 880.000

Scala : 1/100

240

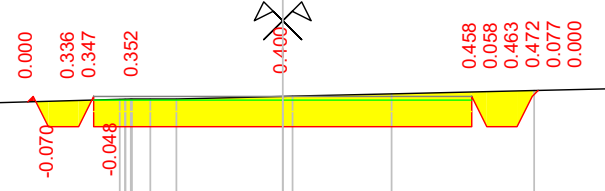


Progressiva : 900.000

Scala : 1/100

240

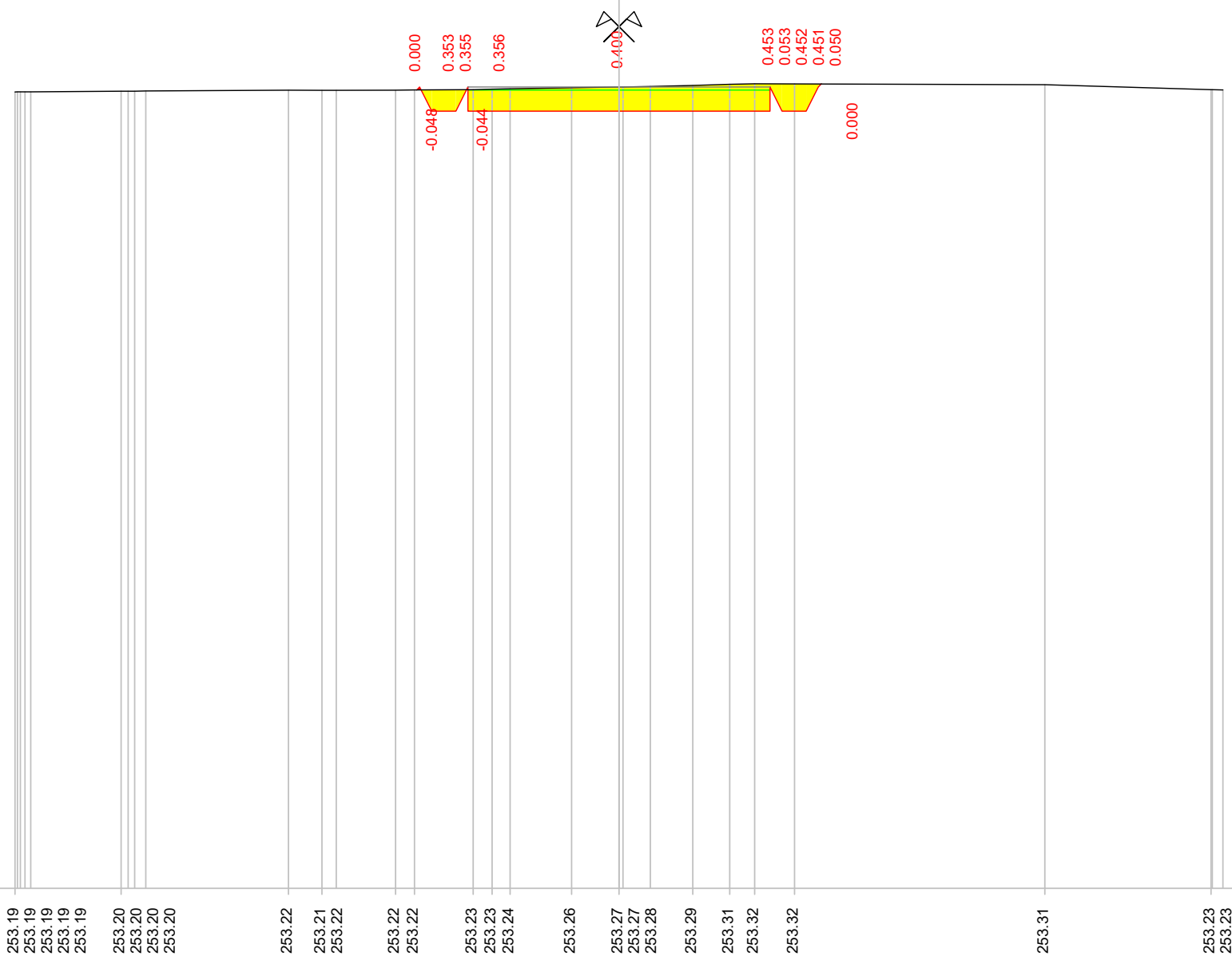
Quote terreno	253.20	253.20	253.20	253.20	253.40	253.40	253.40	253.40	253.40	253.40	253.40	253.40	253.44	253.44	253.47	253.51	253.55	253.60	253.60	253.62	253.73	
Quote progetto					253.36	253.44	253.04	253.44	253.04	253.44	253.04	253.44	253.04	253.51								
Parziali progetto					<del>0.16</del>	0.40	<del>0.40</del>		2.50				2.50			<del>0.16</del>	0.40	<del>0.16</del>				



Progressiva : 911.194

Scala : 1/100

240



Quote terreno	253.19 253.19 253.19 253.19 253.20 253.20 253.20 253.22 253.21 253.22 253.22 253.22 253.23 253.23 253.24 253.26 253.27 253.27 253.28 253.29 253.31 253.32 253.32 253.31 253.23 253.23 253.22
Quote progetto	       253.22 253.27 252.87 252.87 253.27 252.87   252.87   252.87 253.27 252.87 252.87 253.27 253.32
Parziali progetto	       0.96 0.40 0.68  2.50  2.50  0.90 0.40 0.68