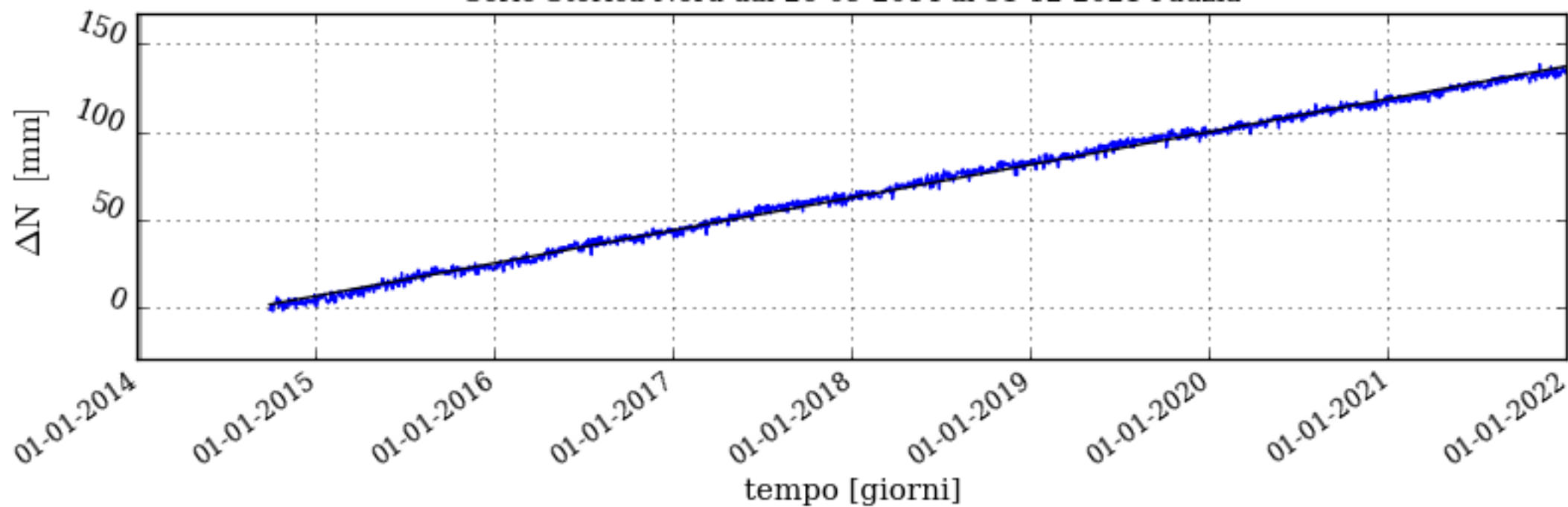


Time series ITRF2014 Fauzia

Serie Storica Nord dal 26-09-2014 al 31-12-2021 Fauzia



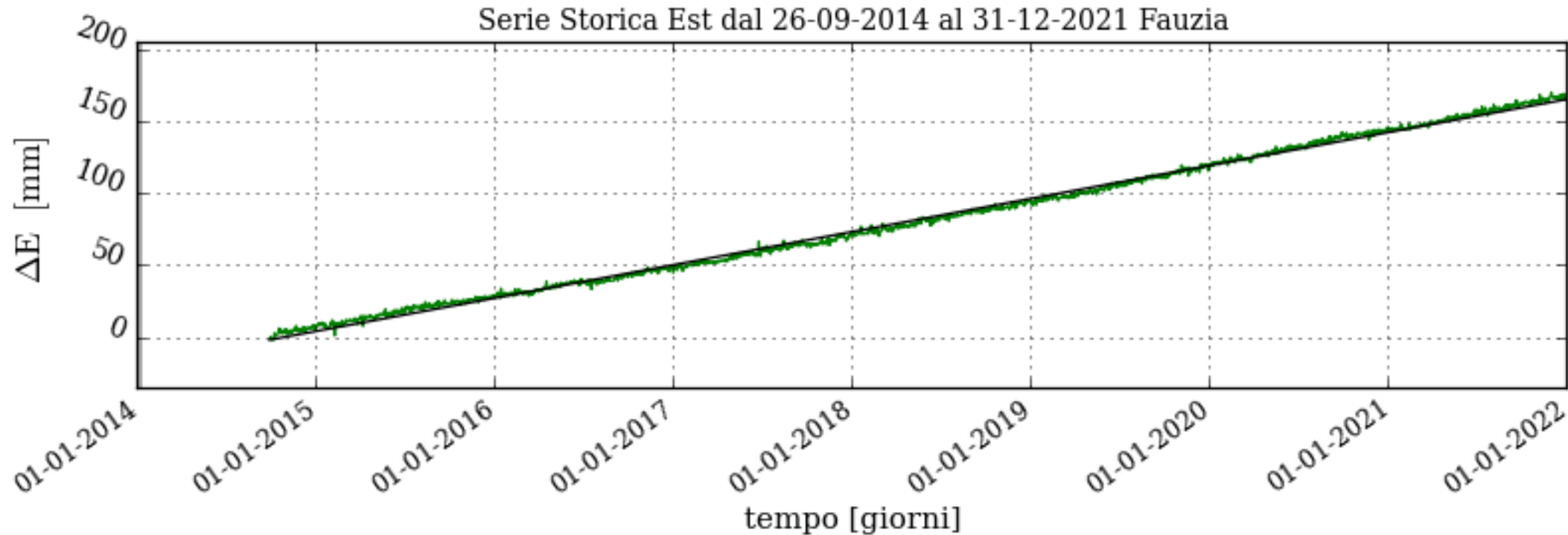
$$Vel_n = 18.64 \pm 0.02 \text{ mm/y}$$

$$WRMS_n = 1.97 \text{ mm}$$

$$\chi^2 / \text{DOF} = 19.62$$

— Nord
— Regressione Lineare

Serie Storica Est dal 26-09-2014 al 31-12-2021 Fauzia



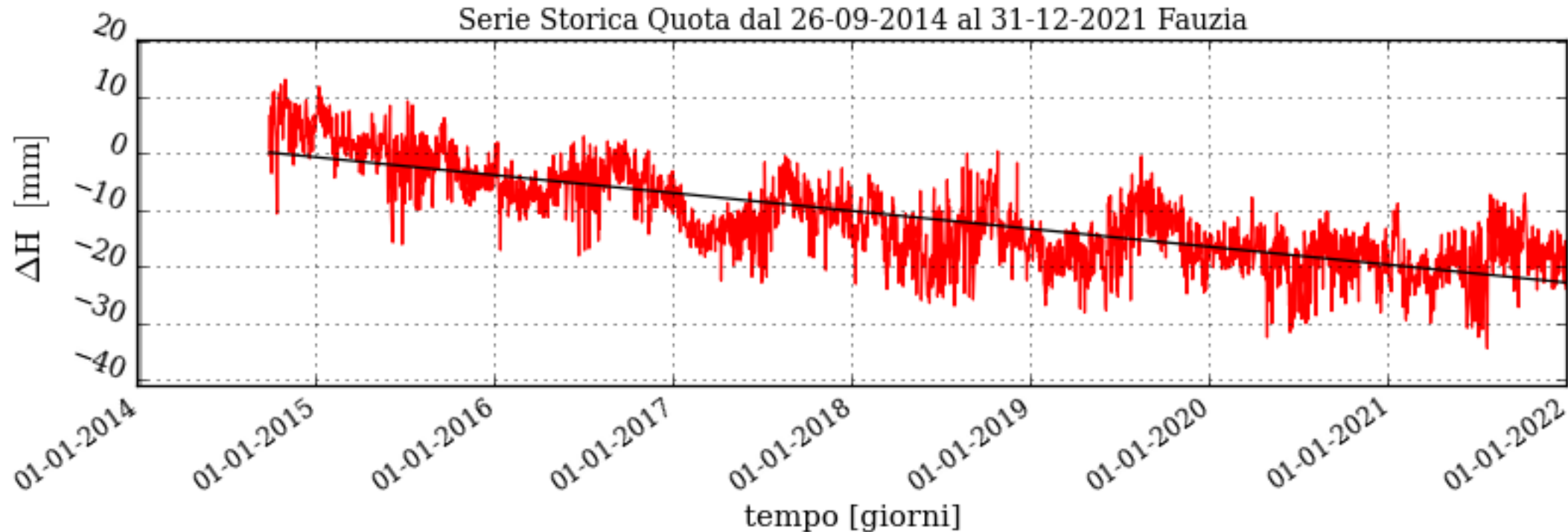
$$Vel_e = 23.01 \pm 0.02 \text{ mm/y}$$

$$WRMS_e = 2.44 \text{ mm}$$

$$\chi^2 / \text{DOF} = 44.03$$

— Est
— Regressione Lineare

Serie Storica Quota dal 26-09-2014 al 31-12-2021 Fauzia



$$Vel_h = -3.21 \pm 0.05 \text{ mm/y}$$

$$WRMS_h = 4.88 \text{ mm}$$

$$\chi^2 / \text{DOF} = 10.26$$

— Quota
— Regressione Lineare