

PROVINCIA DI MATERA COMUNE DI SAN MAURO FORTE

LOCALITA':

LOCALITA' SERRA D'ULIVO

PROGETTO:

**PROGETTO DEFINITIVO PER LA REALIZZAZIONE DI UN PARCO AGRI-VOLTAICO A
TERRA DELLA POTENZA NOMINALE 19,99 MW DENOMINATO "PERSOLAR1"**

TITOLO DOCUMENTO:

RELAZIONE IDROLOGICA E IDRAULICA CAMPO VERIFICA DI COMPATIBILITA' IDROLOGICA E IDRAULICA

SOGGETTO RICHIEDENTE

L'ESECUTORE:

PERSOLAR S.R.L.

SEDE LEGALE E UFFICI

Via Santa Sofia n.22

20122 - MILANO (MI)

CF e P.IVA n. 11013420960. N. REA MI-2573256

GRUPPO DI PROGETTAZIONE



Via V.Verrastro 15/A, 85100 Potenza
P.Iva 02094310766

Ing. Carmen Martone

Geol. Raffaele Nardone



Ing. Domenico Castaldo

Iscr. n°8630 Y Ordine Ingegneri di Torino

C.F. CSTDNC 73M18 H355W

Viale Europa 42, 10070 - Balangero

tel 0123/346088 fax 0123/347458

info@studioingcastaldo.it cell 338/4727747

Codice lavoro	Livello progett.	Cat. Op.	Tipologia	Numero	Rev.	Pag.	di	Nome file	Scala	Progressivo
P262	PD	I.FV_IF	R	01	/00	1	1	A.3.3		...
Rev.	Data	Descrizione						Redazione	Controllo	Approvazione
00	31/01/2022	Emissione						ing. Domenico Castaldo EGM Project	ing. Domenico Castaldo EGM Project	ing. Domenico Castaldo EGM Project

RELAZIONE IDROLOGICA E IDRAULICA CAMPO - VERIFICA DI COMPATIBILITÀ IDROLOGICA E IDRAULICA

Indice

1	Dati tabellari	2
1.1	Bacino 1 – River 1-2-3	2
1.2	Bacino 2 – River 4.....	5
2	Geometric Data	6
2.1	Bacino 1 - Schema geometrico utilizzato nella modellazione idraulica 1D terrain.....	6
2.2	Bacino 2 - Schema geometrico utilizzato nella modellazione idraulica 1D terrain.....	7
3	Risultati grafici: Section Plot	8
3.1	Section Plot - Bacino 1	8
3.2	Section Plot - Bacino 2.....	70
4	Mappa delle aree inondabili Q ₃₀ anni	84
4.1	Bacino 1.....	84
4.2	Bacino 2.....	85
5	Mappa delle aree inondabili Q ₂₀₀ anni	86
5.1	Bacino 1.....	86
5.2	Bacino 2.....	87
6	Profile plot.....	88
6.1	River 1 Lower.....	88
6.2	River 1	89
6.3	River 2 Lower.....	90
6.4	River 2	91
6.5	River 3	92
6.6	River 4	93

1. Dati Tabellari

1.1 Bacino 1 - River 1-2-3

HEC-RAS Plan: Plan 01

River	Reach	River Sta	Profile	Q Total (m3/s)	Min.Ch El (m)	W.S. Elev (m)	Crit W.S. (m)	E.G. Elev (m)	E.G. Slope (m/m)	Vel Chnl (m/s)	Flow Area (m2)	Top Width (m)	Froude # Chl
River 3	Reach 3	113	PF 1	1.69	246.61	246.95	246.95	247.08	0.019037	1.62	1.04	3.97	1.01
River 3	Reach 3	113	PF 2	4.75	246.61	247.21	247.21	247.45	0.016403	2.16	2.20	4.72	1.01
River 3	Reach 3	103	PF 1	1.69	245.58	245.74	245.88	246.49	0.404193	3.85	0.44	4.88	4.10
River 3	Reach 3	103	PF 2	4.75	245.58	245.85	246.09	246.95	0.230266	4.65	1.02	5.55	3.46
River 3	Reach 3	94	PF 1	1.69	244.54	244.86	244.95	245.17	0.065743	2.49	0.68	3.58	1.82
River 3	Reach 3	94	PF 2	4.75	244.54	245.01	245.23	245.72	0.078242	3.72	1.28	4.12	2.13
River 3	Reach 3	86	PF 1	1.69	244.03	244.28	244.36	244.55	0.089133	2.28	0.74	5.66	2.02
River 3	Reach 3	86	PF 2	4.75	244.03	244.39	244.57	245.00	0.094776	3.46	1.37	5.77	2.26
River 3	Reach 3	77	PF 1	1.69	243.06	243.22	243.33	243.60	0.128105	2.73	0.62	4.86	2.45
River 3	Reach 3	77	PF 2	4.75	243.06	243.34	243.54	244.08	0.113501	3.81	1.25	5.37	2.52
River 3	Reach 3	42	PF 1	1.69	239.47	241.03	240.01	241.03	0.000068	0.21	8.13	8.67	0.07
River 3	Reach 3	42	PF 2	4.75	239.47	241.56	240.29	241.57	0.000141	0.34	13.79	12.01	0.10
River 3	Reach 3	40.39400	PF 1	1.69	239.93	240.80	240.80	241.01	0.025181	2.03	0.83	2.00	1.00
River 3	Reach 3	40.39400	PF 2	4.75	239.93	241.22	241.22	241.53	0.021879	2.47	1.92	3.16	1.01
River 3	Reach 3	27	PF 1	1.69	236.96	237.34	237.67	240.04	0.838936	7.28	0.23	1.29	5.48
River 3	Reach 3	27	PF 2	4.75	236.96	237.54	237.98	240.64	0.630048	7.80	0.61	2.52	5.07
River 3	Reach 3	16	PF 1	1.69	235.82	236.21	236.32	236.59	0.118571	2.75	0.61	4.05	2.25
River 3	Reach 3	16	PF 2	4.75	235.82	236.34	236.55	237.12	0.138680	3.93	1.21	5.18	2.59
River 3	Reach 3	5	PF 1	1.69	234.72	235.13	235.22	235.41	0.089096	2.33	0.73	5.08	1.97
River 3	Reach 3	5	PF 2	4.75	234.72	235.26	235.40	235.73	0.096502	3.06	1.55	7.74	2.18
River 2	Reach 2	145	PF 1	1.69	239.22	239.80	239.80	239.97	0.017693	1.83	0.92	2.75	1.01
River 2	Reach 2	145	PF 2	4.75	239.22	240.14	240.14	240.42	0.015591	2.31	2.05	3.84	1.01
River 2	Reach 2	137	PF 1	1.69	238.84	239.18	239.33	239.67	0.079383	3.11	0.54	2.31	2.05
River 2	Reach 2	137	PF 2	4.75	238.84	239.44	239.67	240.15	0.060324	3.73	1.27	3.29	1.91
River 2	Reach 2	127	PF 1	1.69	237.42	237.82	238.03	238.61	0.140468	3.95	0.43	1.92	2.66
River 2	Reach 2	127	PF 2	4.75	237.42	238.05	238.38	239.28	0.117960	4.91	0.97	2.67	2.61
River 2	Reach 2	117	PF 1	1.69	236.36	236.78	236.95	237.37	0.100749	3.40	0.50	2.20	2.28
River 2	Reach 2	117	PF 2	4.75	236.36	236.98	237.29	238.10	0.111889	4.68	1.01	2.97	2.56
River 2	Reach 2	110	PF 1	1.69	235.83	236.22	236.37	236.69	0.083389	3.04	0.56	2.58	2.09
River 2	Reach 2	110	PF 2	4.75	235.83	236.41	236.66	237.30	0.096731	4.19	1.13	3.62	2.39
River 2	Reach 2	99	PF 1	1.69	234.65	234.99	235.17	235.57	0.119165	3.35	0.50	2.69	2.47
River 2	Reach 2	99	PF 2	4.75	234.65	235.18	235.40	236.03	0.130369	4.08	1.16	4.97	2.69
River 2	Reach 2-Lower	81	PF 1	1.69	233.68	234.00	234.09	234.31	0.073155	2.48	0.68	4.04	1.93
River 2	Reach 2-Lower	81	PF 2	4.75	233.68	234.15	234.32	234.68	0.075671	3.23	1.47	6.01	2.08
River 2	Reach 2-Lower	75	PF 1	1.69	232.75	233.08	233.25	233.69	0.120923	3.44	0.49	2.53	2.49
River 2	Reach 2-Lower	75	PF 2	4.75	232.75	233.30	233.58	234.13	0.087638	4.03	1.18	3.72	2.28
River 2	Reach 2-Lower	67	PF 1	1.69	231.70	232.00	232.18	232.67	0.147689	3.61	0.47	2.59	2.71
River 2	Reach 2-Lower	67	PF 2	4.75	231.70	232.18	232.50	233.29	0.131267	4.67	1.02	3.46	2.75
River 2	Reach 2-Lower	57	PF 1	1.69	230.89	231.21	231.30	231.51	0.085394	2.41	0.70	4.91	2.03
River 2	Reach 2-Lower	57	PF 2	4.75	230.89	231.32	231.49	231.95	0.121932	3.51	1.35	7.02	2.55
River 2	Reach 2-Lower	45	PF 1	1.69	230.10	230.42	230.50	230.68	0.057658	2.25	0.75	4.31	1.72
River 2	Reach 2-Lower	45	PF 2	4.75	230.10	230.60	230.73	231.04	0.048698	2.92	1.63	5.51	1.72
River 2	Reach 2-Lower	36	PF 1	1.69	229.42	229.72	229.84	230.08	0.080437	2.68	0.63	3.58	2.03
River 2	Reach 2-Lower	36	PF 2	4.75	229.42	229.88	230.06	230.47	0.083907	3.41	1.39	5.65	2.19
River 2	Reach 2-Lower	29	PF 1	1.69	229.11	229.51	229.54	229.66	0.032122	1.74	0.97	5.23	1.29
River 2	Reach 2-Lower	29	PF 2	4.75	229.11	229.66	229.76	230.01	0.036275	2.61	1.82	5.76	1.48
River 2	Reach 2-Lower	21	PF 1	1.69	228.54	228.81	228.94	229.24	0.096742	2.88	0.59	3.40	2.22
River 2	Reach 2-Lower	21	PF 2	4.75	228.54	229.01	229.19	229.61	0.066912	3.45	1.38	4.56	2.01
River 2	Reach 2-Lower	10	PF 1	1.69	228.20	228.59	228.54	228.65	0.008943	1.07	1.59	6.88	0.71
River 2	Reach 2-Lower	10	PF 2	4.75	228.20	228.64	228.73	228.97	0.042055	2.54	1.87	7.01	1.57
River 2	Reach 2-Lower	5	PF 1	1.69	228.16	228.49	228.49	228.58	0.020086	1.33	1.27	7.35	1.02
River 2	Reach 2-Lower	5	PF 2	4.75	228.16	228.67	228.67	228.82	0.016119	1.73	2.74	8.92	1.00
River 1	Reach 1	850	PF 1	1.69	235.79	236.00	236.00	236.08	0.020253	1.25	1.35	8.59	1.01
River 1	Reach 1	850	PF 2	4.75	235.79	236.16	236.16	236.31	0.016653	1.71	2.78	9.54	1.01
River 1	Reach 1	834	PF 1	1.69	234.39	234.66	234.82	235.31	0.180987	3.57	0.47	3.18	2.96
River 1	Reach 1	834	PF 2	4.75	234.39	234.84	235.06	235.69	0.114574	4.09	1.16	4.50	2.57
River 1	Reach 1	820	PF 1	1.69	233.79	234.10	234.14	234.28	0.030923	1.90	0.89	4.08	1.30
River 1	Reach 1	820	PF 2	4.75	233.79	234.28	234.40	234.68	0.037491	2.83	1.68	4.82	1.53

HEC-RAS Plan: Plan 01 (Continued)

River	Reach	River Sta	Profile	Q Total (m3/s)	Min.Ch El (m)	W.S. Elev (m)	Crit W.S. (m)	E.G. Elev (m)	E.G. Slope (m/m)	Vel Chnl (m/s)	Flow Area (m2)	Top Width (m)	Froude # Chl
River 1	Reach 1	801	PF 1	1.69	231.97	232.26	232.45	233.04	0.192499	3.92	0.43	2.62	3.09
River 1	Reach 1	801	PF 2	4.75	231.97	232.46	232.72	233.46	0.122300	4.44	1.07	3.82	2.67
River 1	Reach 1	775	PF 1	1.69	230.66	230.95	230.99	231.11	0.033690	1.73	0.98	5.58	1.32
River 1	Reach 1	775	PF 2	4.75	230.66	231.09	231.19	231.44	0.045354	2.62	1.81	6.89	1.63
River 1	Reach 1	748	PF 1	1.69	230.09	230.55	230.55	230.63	0.020091	1.26	1.34	8.22	1.00
River 1	Reach 1	748	PF 2	4.75	230.09	230.71	230.71	230.87	0.017197	1.75	2.72	9.07	1.02
River 1	Reach 1	725	PF 1	1.69	228.88	229.10	229.22	229.58	0.161856	3.09	0.55	4.26	2.75
River 1	Reach 1	725	PF 2	4.75	228.88	229.22	229.40	229.93	0.150868	3.73	1.27	7.10	2.81
River 1	Reach 1	708	PF 1	1.69	228.32	228.61	228.61	228.69	0.021682	1.31	1.29	8.07	1.05
River 1	Reach 1	708	PF 2	4.75	228.32	228.74	228.78	228.93	0.025466	1.94	2.45	9.55	1.23
River 1	Reach 1-Lower	679	PF 1	5.07	226.37	226.81	227.12	228.06	0.137551	4.96	1.02	3.24	2.82
River 1	Reach 1-Lower	679	PF 2	14.26	226.37	227.32	227.69	228.52	0.049913	4.83	2.95	4.13	1.83
River 1	Reach 1-Lower	663	PF 1	5.07	226.32	227.28	227.20	227.46	0.010448	1.88	2.70	4.91	0.81
River 1	Reach 1-Lower	663	PF 2	14.26	226.32	227.72	227.72	228.11	0.014363	2.79	5.11	6.45	1.00
River 1	Reach 1-Lower	645	PF 1	5.07	226.51	227.05	227.05	227.21	0.016691	1.81	2.80	8.60	1.01
River 1	Reach 1-Lower	645	PF 2	14.26	226.51	227.25	227.38	227.75	0.027788	3.12	4.57	8.92	1.39
River 1	Reach 1-Lower	626	PF 1	5.07	225.47	225.93	226.12	226.58	0.082372	3.57	1.42	5.30	2.20
River 1	Reach 1-Lower	626	PF 2	14.26	225.47	226.26	226.50	227.03	0.051876	3.90	3.66	8.35	1.88
River 1	Reach 1-Lower	603	PF 1	5.07	224.87	225.51	225.41	225.64	0.007486	1.54	3.30	6.98	0.72
River 1	Reach 1-Lower	603	PF 2	14.26	224.87	225.69	225.80	226.19	0.022401	3.15	4.53	7.35	1.28
River 1	Reach 1-Lower	587	PF 1	5.07	224.55	225.28	225.28	225.46	0.016366	1.90	2.67	7.33	1.01
River 1	Reach 1-Lower	587	PF 2	14.26	224.55	225.70	225.70	225.96	0.014651	2.28	6.26	12.09	1.01
River 1	Reach 1-Lower	565	PF 1	5.07	223.21	223.53	223.77	224.55	0.160380	4.46	1.14	4.98	2.99
River 1	Reach 1-Lower	565	PF 2	14.26	223.21	223.82	224.20	225.20	0.090834	5.21	2.74	6.05	2.48
River 1	Reach 1-Lower	547	PF 1	5.07	222.09	222.52	222.63	222.89	0.050056	2.70	1.88	7.27	1.70
River 1	Reach 1-Lower	547	PF 2	14.26	222.09	222.71	222.99	223.67	0.069942	4.35	3.28	7.92	2.16
River 1	Reach 1-Lower	499	PF 1	5.07	220.45	221.40	221.40	221.57	0.019287	1.82	2.78	8.70	1.03
River 1	Reach 1-Lower	499	PF 2	14.26	220.45	221.76	221.77	221.99	0.016928	2.11	6.75	15.60	1.03
River 1	Reach 1-Lower	481	PF 1	5.07	219.97	220.28	220.43	220.82	0.113155	3.27	1.55	8.50	2.44
River 1	Reach 1-Lower	481	PF 2	14.26	219.97	220.48	220.73	221.33	0.088032	4.08	3.50	11.36	2.35
River 1	Reach 1-Lower	454	PF 1	5.07	216.18	216.78	217.04	217.74	0.113219	4.33	1.17	3.93	2.54
River 1	Reach 1-Lower	454	PF 2	14.26	216.18	217.07	217.52	218.71	0.100992	5.67	2.52	5.13	2.58
River 1	Reach 1-Lower	434	PF 1	5.07	216.03	216.65	216.65	216.85	0.015589	1.97	2.57	6.66	1.01
River 1	Reach 1-Lower	434	PF 2	14.26	216.03	216.90	217.04	217.43	0.027672	3.24	4.40	8.25	1.42
River 1	Reach 1-Lower	416	PF 1	5.07	215.05	215.71	215.90	216.32	0.058502	3.45	1.47	4.32	1.89
River 1	Reach 1-Lower	416	PF 2	14.26	215.05	216.16	216.36	216.85	0.034838	3.69	3.86	6.82	1.57
River 1	Reach 1-Lower	388	PF 1	5.07	213.75	214.54	214.69	215.03	0.035484	3.09	1.64	3.81	1.50
River 1	Reach 1-Lower	388	PF 2	14.26	213.75	214.93	215.24	215.80	0.039126	4.13	3.45	5.53	1.67
River 1	Reach 1-Lower	364	PF 1	5.07	213.07	213.68	213.81	214.12	0.040047	2.96	1.72	4.84	1.58
River 1	Reach 1-Lower	364	PF 2	14.26	213.07	213.99	214.25	214.82	0.043122	4.04	3.53	6.53	1.75
River 1	Reach 1-Lower	344	PF 1	5.07	212.63	213.34	213.35	213.54	0.017566	1.96	2.59	7.36	1.06
River 1	Reach 1-Lower	344	PF 2	14.26	212.63	213.61	213.73	214.08	0.024107	3.04	4.69	8.69	1.32
River 1	Reach 1-Lower	320	PF 1	5.07	212.13	212.48	212.57	212.81	0.065468	2.55	1.99	10.49	1.87
River 1	Reach 1-Lower	320	PF 2	14.26	212.13	212.68	212.85	213.25	0.054130	3.36	4.24	12.73	1.86
River 1	Reach 1-Lower	301	PF 1	5.07	211.25	211.91	211.94	212.14	0.019739	2.08	2.43	6.91	1.12
River 1	Reach 1-Lower	301	PF 2	14.26	211.25	212.26	212.32	212.65	0.017470	2.74	5.20	8.82	1.14
River 1	Reach 1-Lower	275	PF 1	5.07	209.79	210.62	210.84	211.31	0.051558	3.67	1.38	3.10	1.76
River 1	Reach 1-Lower	275	PF 2	14.26	209.79	211.08	211.37	211.95	0.038911	4.13	3.45	5.23	1.62
River 1	Reach 1-Lower	258	PF 1	5.07	209.57	210.51	210.53	210.75	0.017032	2.18	2.32	5.19	1.04
River 1	Reach 1-Lower	258	PF 2	14.26	209.57	210.90	210.99	211.40	0.018995	3.14	4.55	6.25	1.17
River 1	Reach 1-Lower	233	PF 1	5.07	209.20	209.94	210.00	210.26	0.021496	2.52	2.01	4.43	1.19
River 1	Reach 1-Lower	233	PF 2	14.26	209.20	210.42	210.51	210.93	0.017908	3.17	4.50	5.93	1.16
River 1	Reach 1-Lower	205	PF 1	5.07	208.77	209.44	209.46	209.69	0.018021	2.21	2.29	5.50	1.09
River 1	Reach 1-Lower	205	PF 2	14.26	208.77	209.77	209.99	210.31	0.027165	3.26	4.38	7.93	1.40
River 1	Reach 1-Lower	173	PF 1	5.07	207.97	208.51	208.61	208.84	0.041310	2.53	2.00	7.47	1.56
River 1	Reach 1-Lower	173	PF 2	14.26	207.97	208.78	208.92	209.23	0.039551	2.96	4.81	13.81	1.60
River 1	Reach 1-Lower	140	PF 1	5.07	207.28	207.97	207.97	208.13	0.016992	1.80	2.82	8.77	1.01
River 1	Reach 1-Lower	140	PF 2	14.26	207.28	208.29	208.29	208.59	0.014245	2.40	5.95	10.42	1.01

HEC-RAS Plan: Plan 01 (Continued)

River	Reach	River Sta	Profile	Q Total (m3/s)	Min.Ch El (m)	W.S. Elev (m)	Crit W.S. (m)	E.G. Elev (m)	E.G. Slope (m/m)	Vel Chnl (m/s)	Flow Area (m2)	Top Width (m)	Froude # Chl
River 1	Reach 1-Lower	106	PF 1	5.07	206.84	207.32	207.27	207.38	0.009095	1.09	4.65	19.92	0.72
River 1	Reach 1-Lower	106	PF 2	14.26	206.84	207.35	207.47	207.73	0.054104	2.70	5.28	22.11	1.76
River 1	Reach 1-Lower	73	PF 1	5.07	206.48	206.85	206.85	206.97	0.017891	1.52	3.33	14.41	1.01
River 1	Reach 1-Lower	73	PF 2	14.26	206.48	207.08	207.08	207.30	0.014786	2.05	6.97	16.65	1.01
River 1	Reach 1-Lower	47	PF 1	5.07	205.32	205.70	205.85	206.13	0.069920	2.89	1.75	7.96	1.97
River 1	Reach 1-Lower	47	PF 2	14.26	205.32	205.93	206.14	206.57	0.062499	3.54	4.03	12.36	1.98
River 1	Reach 1-Lower	27	PF 1	5.07	204.88	205.22	205.23	205.36	0.019944	1.64	3.10	12.90	1.07
River 1	Reach 1-Lower	27	PF 2	14.26	204.88	205.42	205.48	205.70	0.025115	2.36	6.04	17.19	1.27
River 1	Reach 1-Lower	4	PF 1	5.07	203.93	204.42	204.50	204.68	0.048926	2.25	2.25	11.15	1.60
River 1	Reach 1-Lower	4	PF 2	14.26	203.93	204.64	204.75	205.01	0.038121	2.70	5.28	16.54	1.53

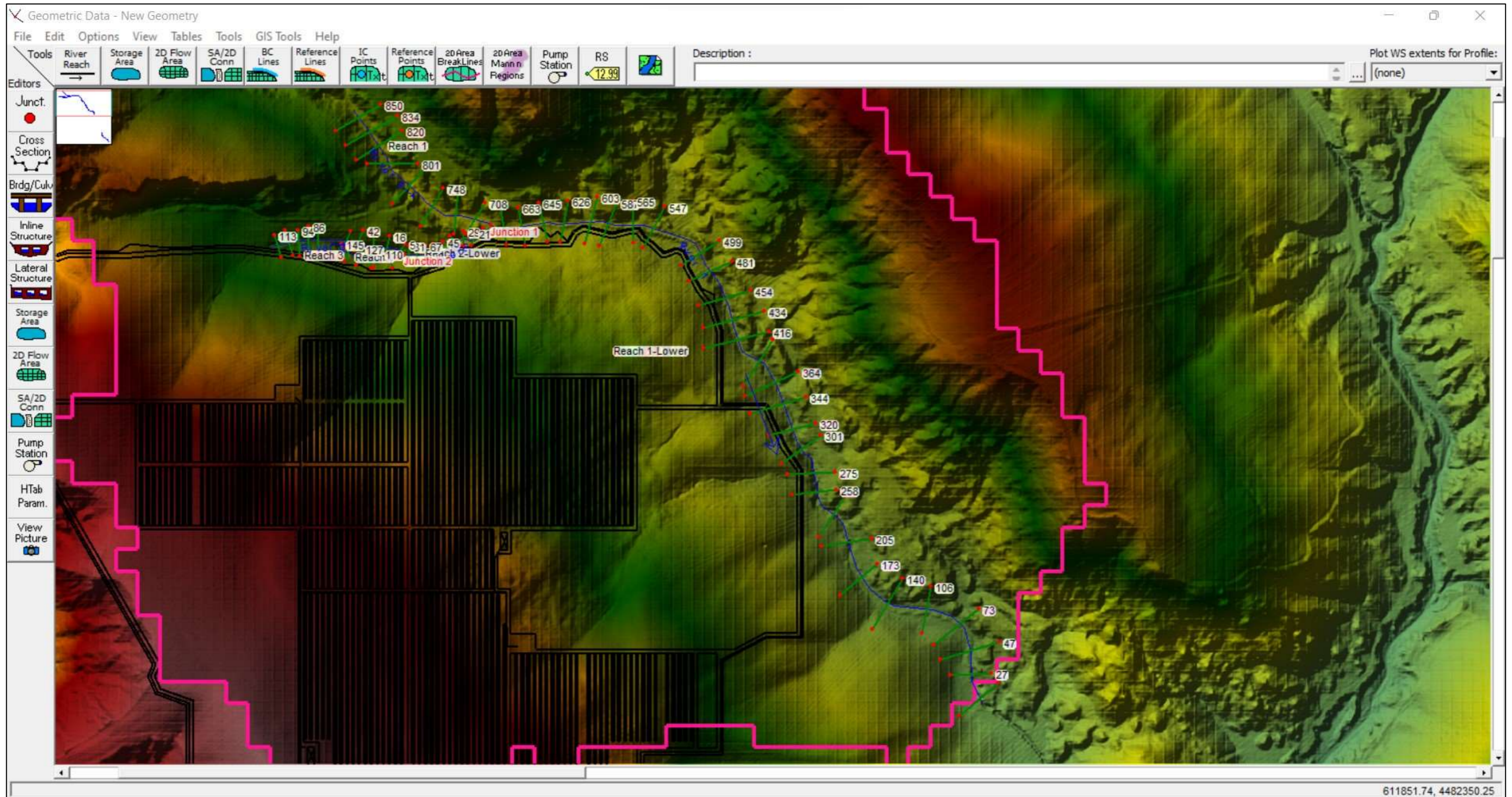
1.2 Bacino 2 - River 4

HEC-RAS Plan: Plan 01 River: River 4 Reach: Reach 4

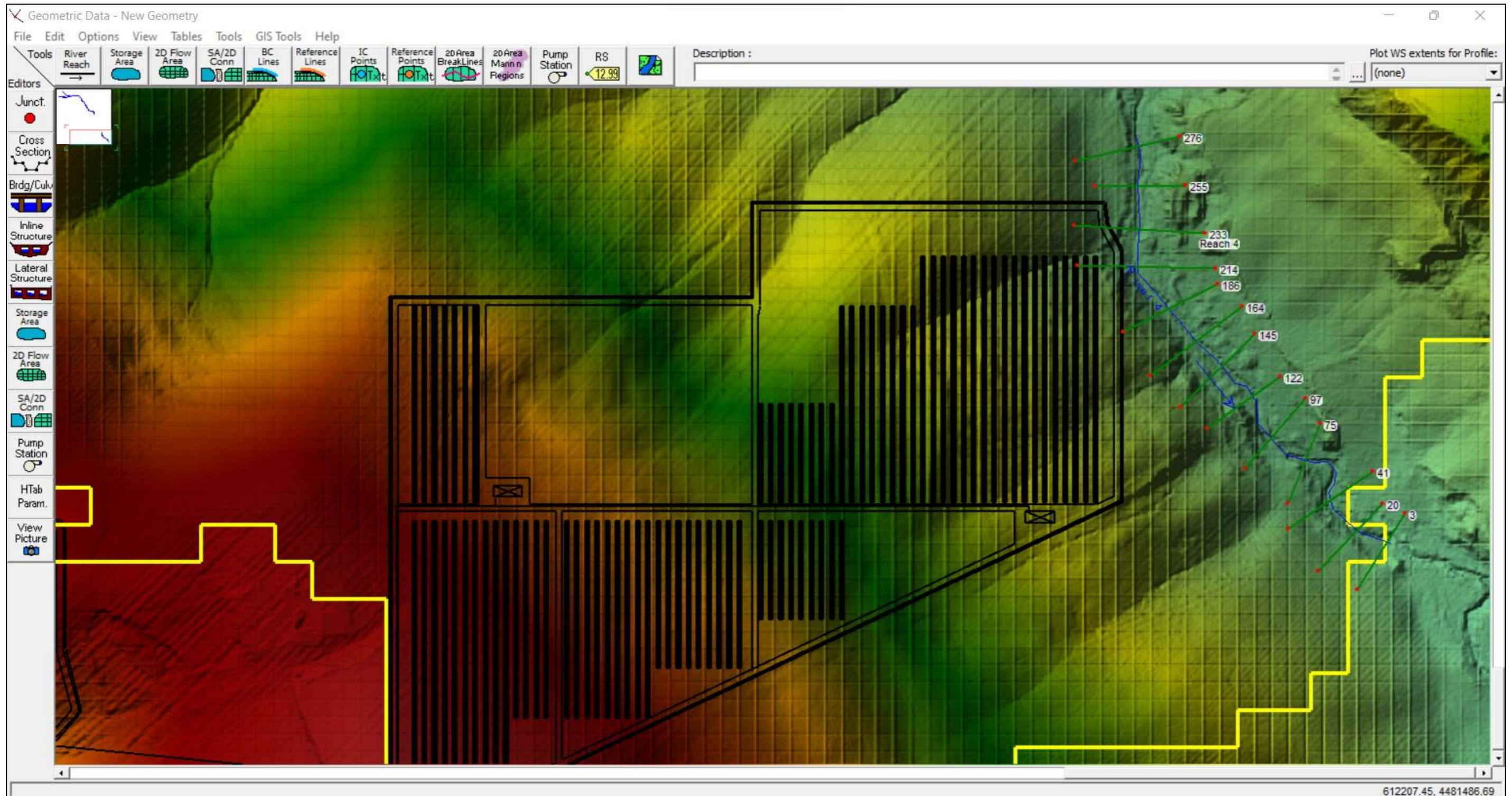
Reach	River Sta	Profile	Q Total (m3/s)	Min Ch El (m)	W.S. Elev (m)	Crit W.S. (m)	E.G. Elev (m)	E.G. Slope (m/m)	Vel Chnl (m/s)	Flow Area (m2)	Top Width (m)	Froude # Chl
Reach 4	276	PF 1	38.94	194.73	196.49	196.05	196.62	0.003420	1.64	23.75	26.23	0.55
Reach 4	276	PF 2	92.19	194.73	197.23	196.71	197.41	0.002947	1.87	49.25	39.95	0.54
Reach 4	255	PF 1	38.94	194.63	196.08	196.07	196.48	0.011461	2.78	14.00	17.07	0.98
Reach 4	255	PF 2	92.19	194.63	196.74	196.74	197.27	0.010915	3.22	28.61	27.13	1.00
Reach 4	233	PF 1	38.94	194.60	195.86	195.86	196.19	0.012607	2.54	15.34	23.46	1.00
Reach 4	233	PF 2	92.19	194.60	196.24	196.38	196.95	0.017277	3.74	24.67	26.67	1.24
Reach 4	214	PF 1	38.94	194.49	195.87	195.54	195.98	0.003552	1.45	26.86	37.01	0.54
Reach 4	214	PF 2	92.19	194.49	196.52	196.06	196.65	0.002362	1.59	58.06	50.88	0.47
Reach 4	186	PF 1	38.94	194.17	195.78		195.88	0.003167	1.43	27.23	34.95	0.52
Reach 4	186	PF 2	92.19	194.17	196.40		196.58	0.002624	1.86	49.60	36.57	0.51
Reach 4	164	PF 1	38.94	193.83	195.70		195.81	0.003225	1.52	25.64	30.43	0.53
Reach 4	164	PF 2	92.19	193.83	196.34		196.52	0.002874	1.87	49.41	39.15	0.53
Reach 4	145	PF 1	38.94	193.68	195.60	195.30	195.74	0.004524	1.68	23.20	30.61	0.62
Reach 4	145	PF 2	92.19	193.68	196.26		196.46	0.003278	1.98	46.50	37.13	0.57
Reach 4	122	PF 1	38.94	193.62	195.21	195.19	195.56	0.011481	2.62	14.83	19.93	0.97
Reach 4	122	PF 2	92.19	193.62	195.92		196.33	0.006955	2.84	32.49	26.10	0.81
Reach 4	97	PF 1	38.94	193.33	195.30		195.38	0.001934	1.23	31.72	35.38	0.41
Reach 4	97	PF 2	92.19	193.33	196.05		196.17	0.001530	1.56	59.24	38.48	0.40
Reach 4	75	PF 1	38.94	193.27	194.97		195.28	0.008138	2.48	15.70	17.39	0.83
Reach 4	75	PF 2	92.19	193.27	195.61	195.61	196.07	0.011807	2.99	30.88	34.80	1.01
Reach 4	41	PF 1	38.94	193.08	194.70		195.00	0.008157	2.42	16.12	18.98	0.84
Reach 4	41	PF 2	92.19	193.08	195.40	195.24	195.67	0.006592	2.33	39.59	42.26	0.77
Reach 4	20	PF 1	38.94	192.93	194.61	194.45	194.82	0.006427	1.99	19.54	25.82	0.73
Reach 4	20	PF 2	92.19	192.93	195.09		195.51	0.007497	2.87	32.16	27.14	0.84
Reach 4	3	PF 1	38.94	192.89	194.33	194.33	194.66	0.013002	2.52	15.45	24.44	1.01
Reach 4	3	PF 2	92.19	192.89	194.83	194.83	195.35	0.011123	3.19	28.92	28.13	1.00

2. Geometric Data

2.1 Bacino 1 - Schema geometrico utilizzato nella modellazione idraulica 1D terrain

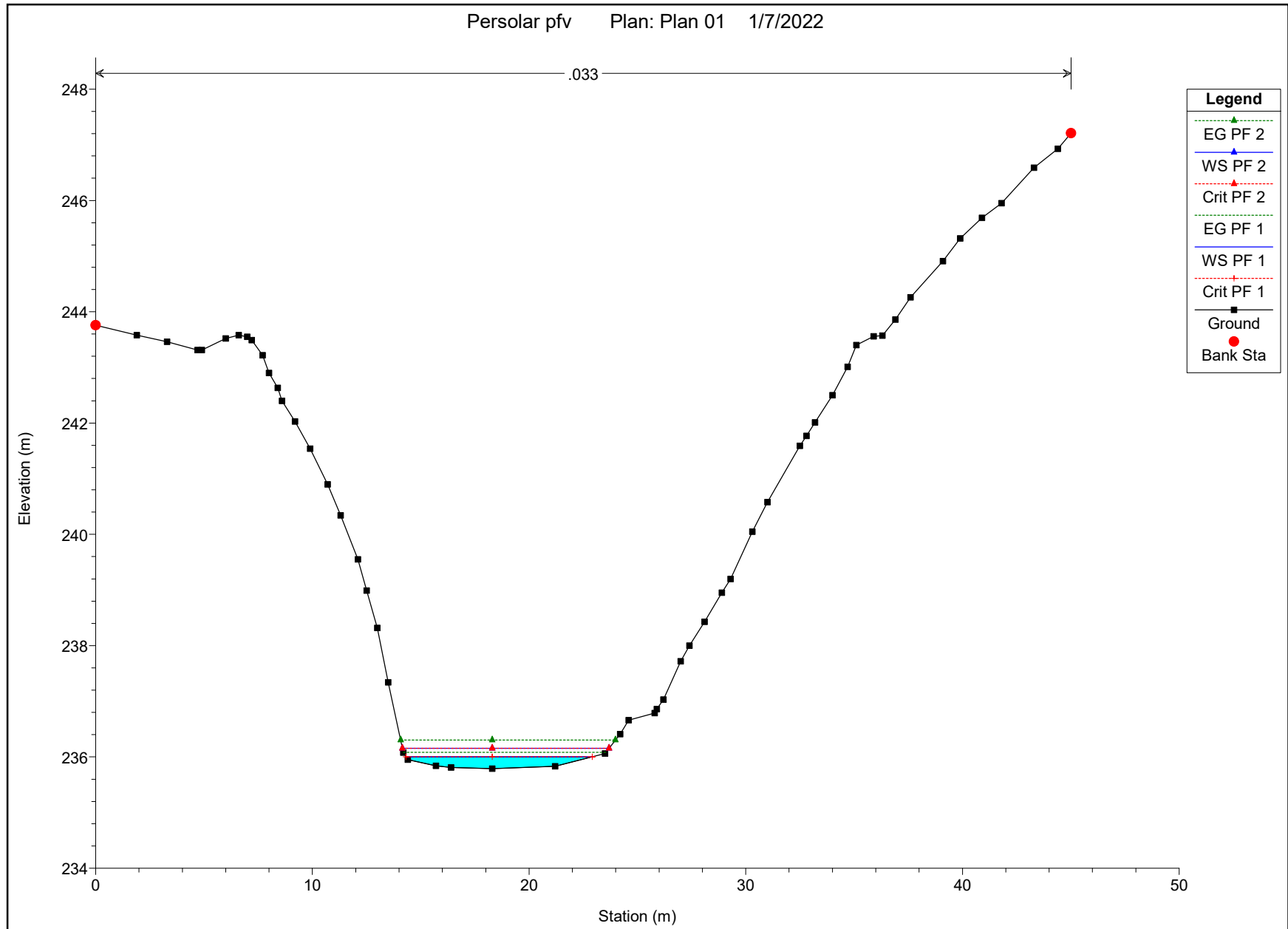


2.2 Bacino 2 - Schema geometrico utilizzato nella modellazione idraulica 1D terrain

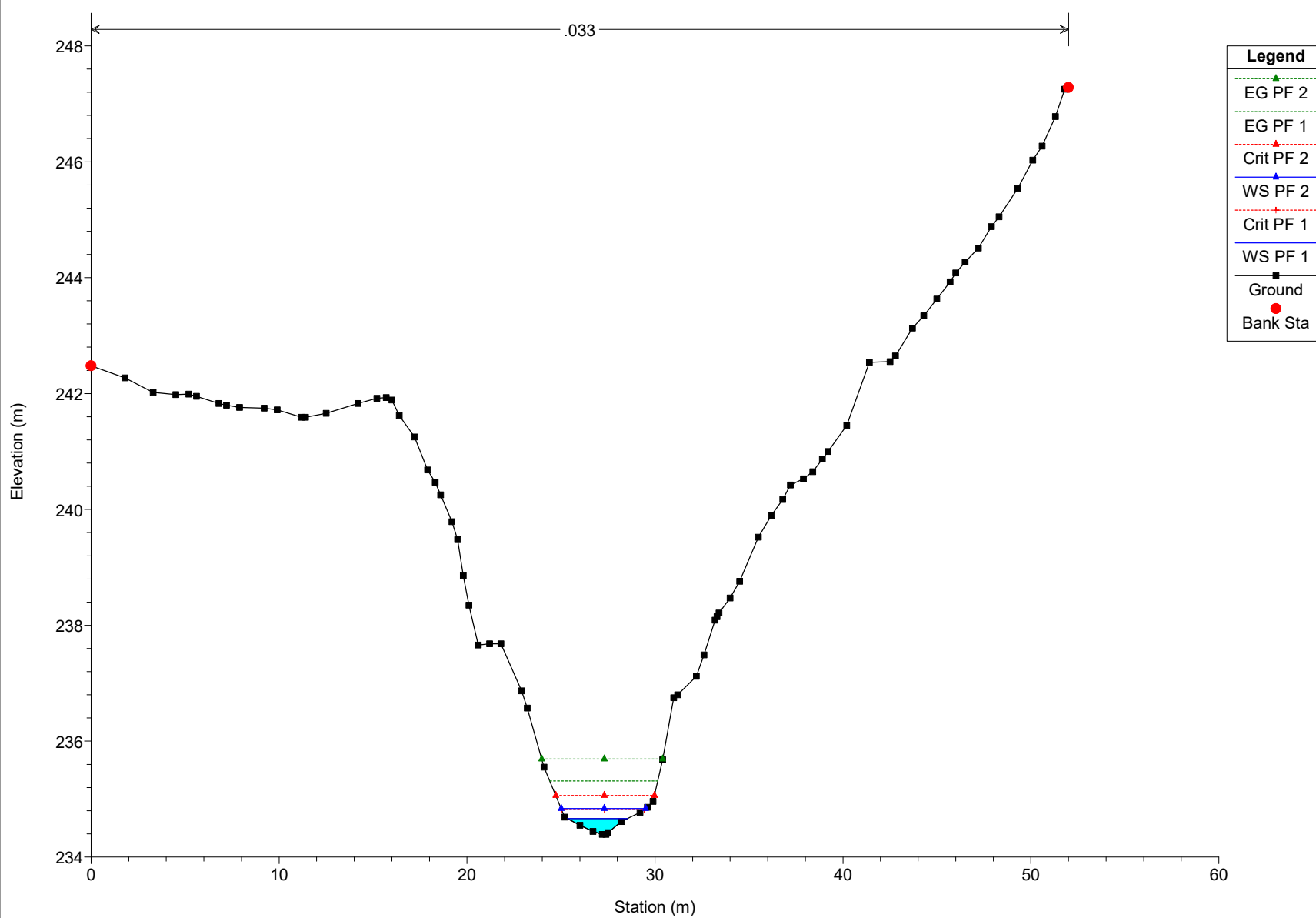


3. Risultati grafici: Section Plot

3.1 Section Plot - Bacino 1



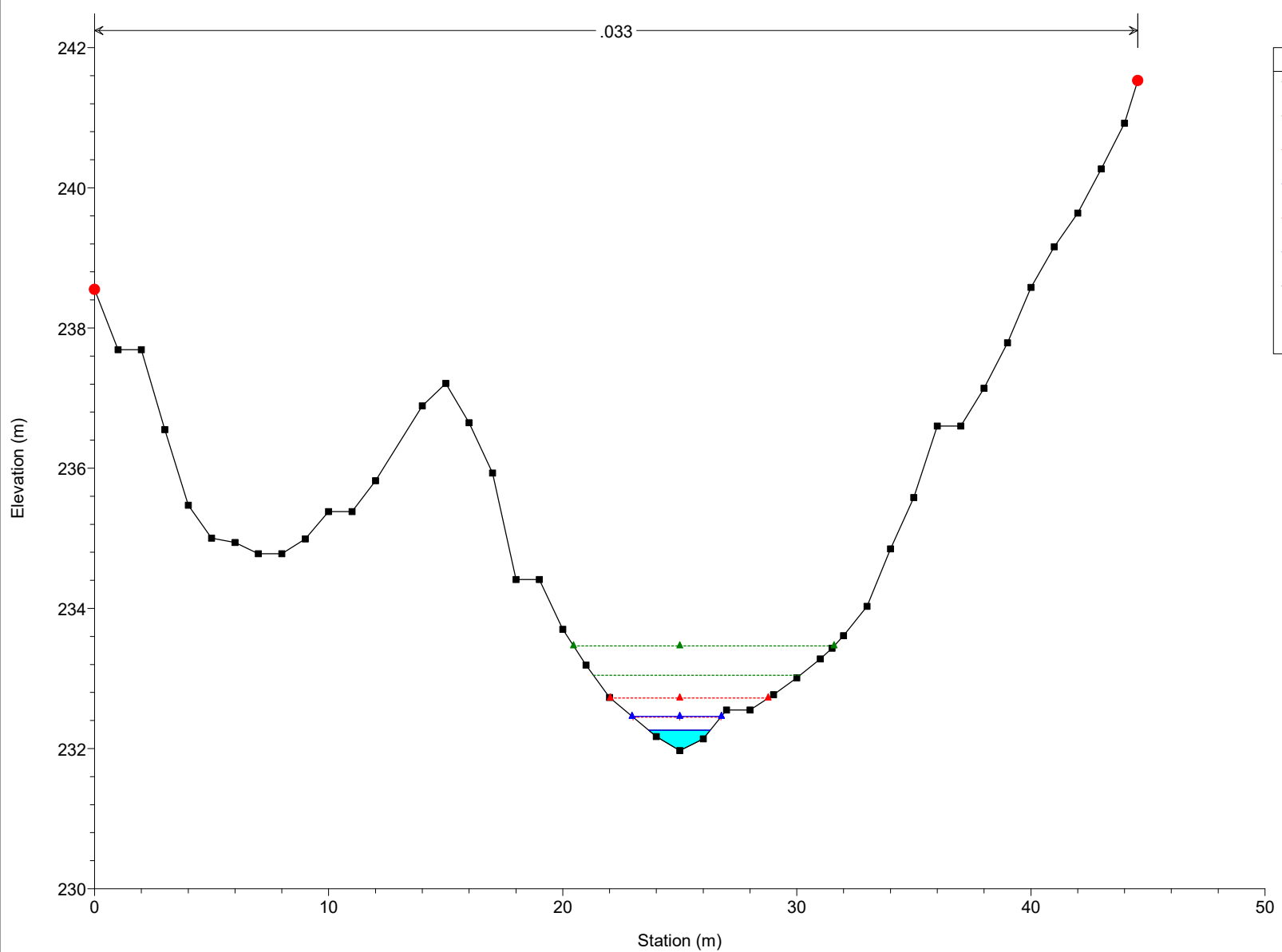
Persolar pfv Plan: Plan 01 1/7/2022



Legend

- EG PF 2 (green dotted line with triangles)
- EG PF 1 (green dashed line with triangles)
- Crit PF 2 (red dotted line with triangles)
- WS PF 2 (blue dotted line with triangles)
- Crit PF 1 (red dashed line with triangles)
- WS PF 1 (blue solid line with triangles)
- Ground (black solid line with squares)
- Bank Sta (red solid circle)

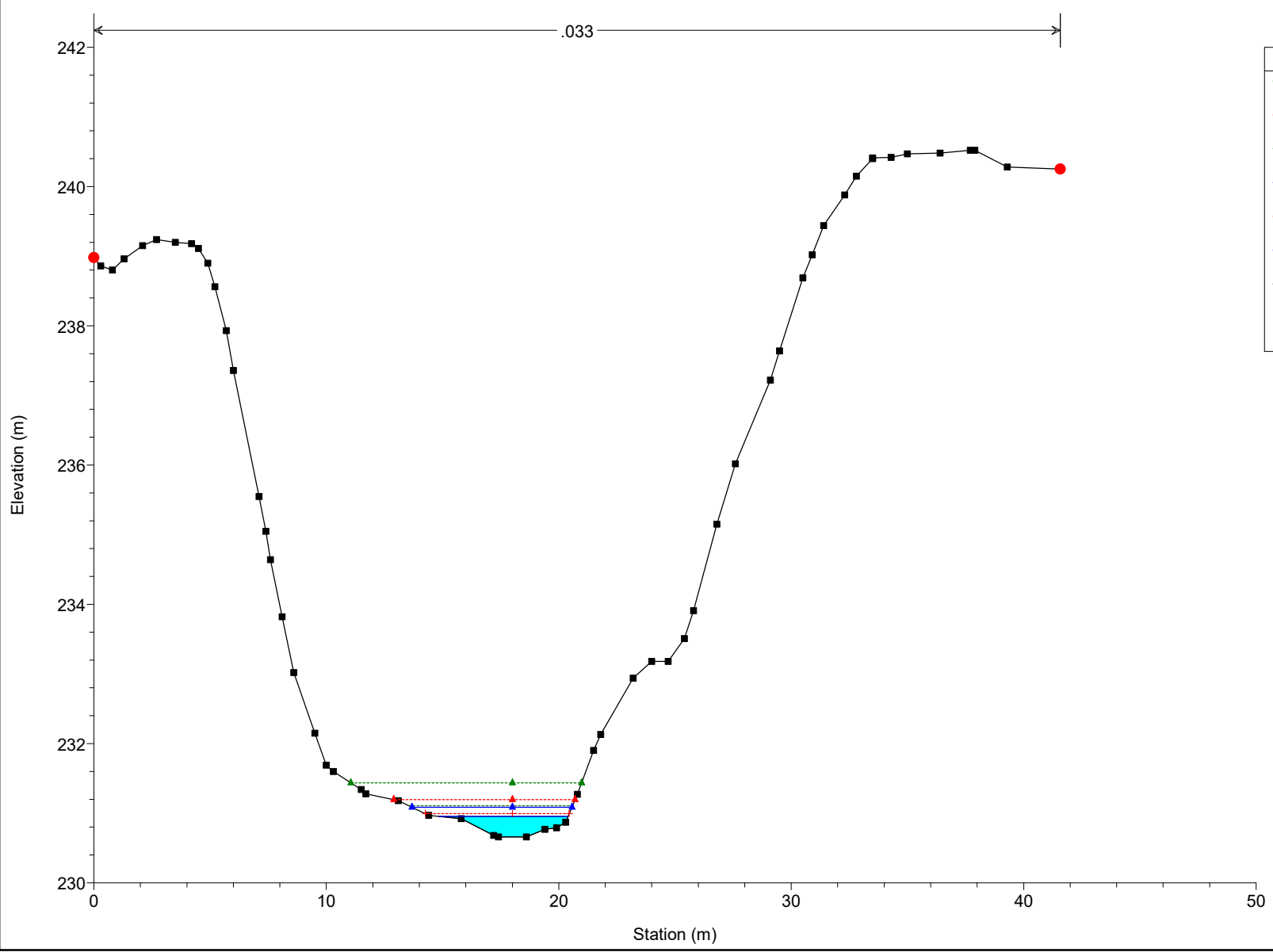
Persolar pfv Plan: Plan 01 1/7/2022



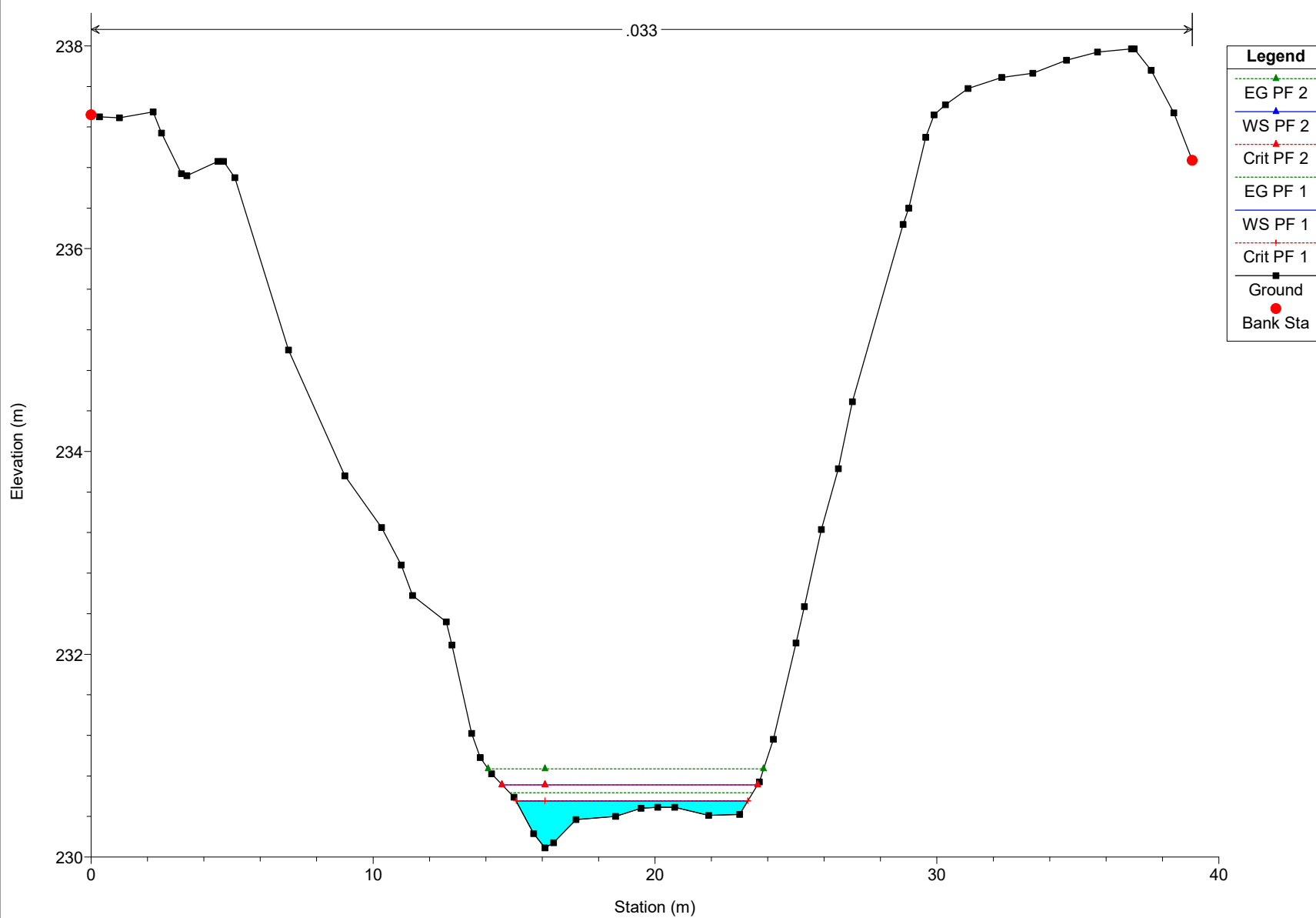
Legend

- EG PF 2 (green dotted line with triangles)
- EG PF 1 (green dashed line with triangles)
- Crit PF 2 (red dotted line with triangles)
- WS PF 2 (blue solid line with triangles)
- Crit PF 1 (red dashed line with triangles)
- WS PF 1 (blue solid line with triangles)
- Ground (black solid line with squares)
- Bank Sta (red solid circle)

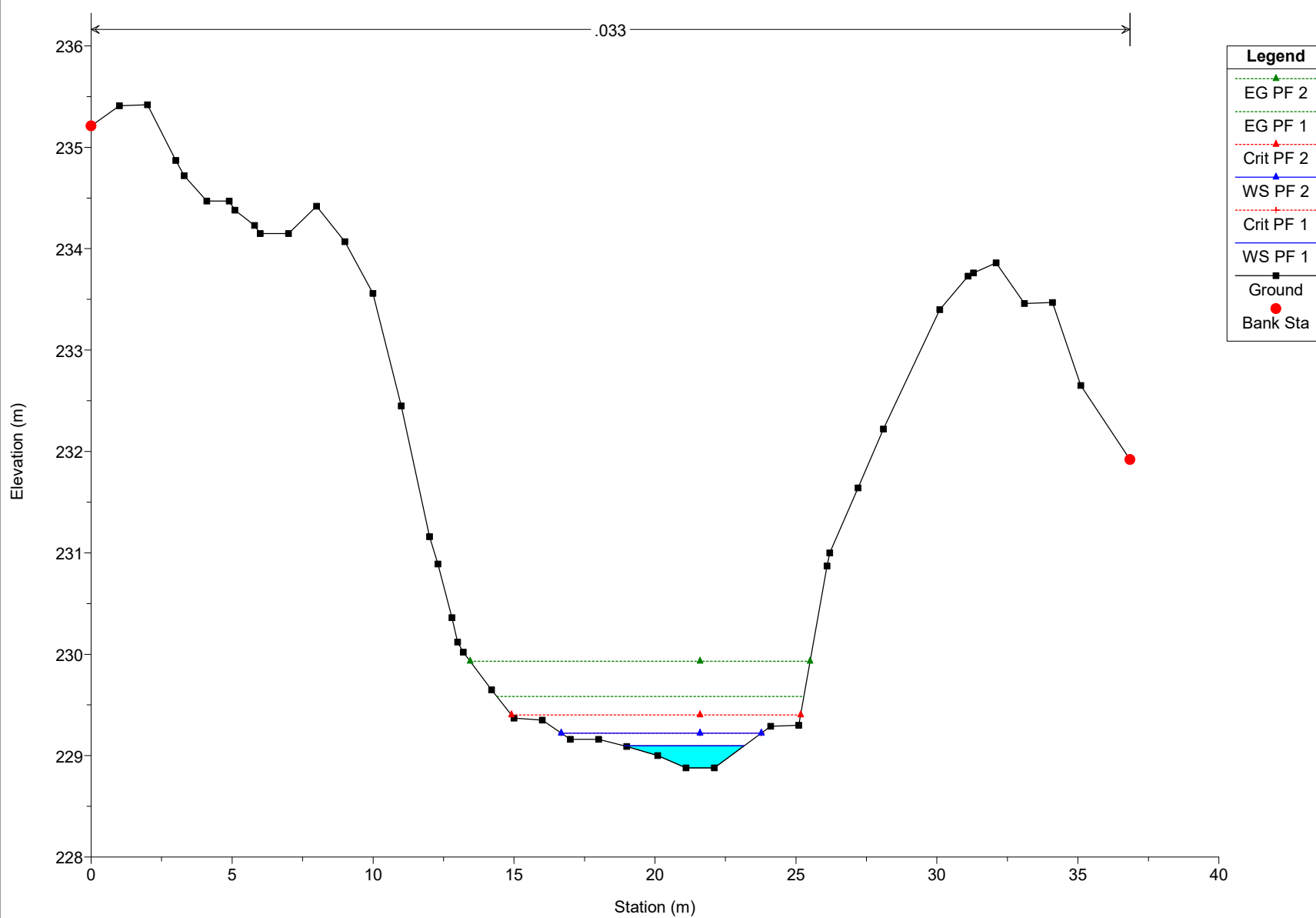
Persolar pfv Plan: Plan 01 1/7/2022

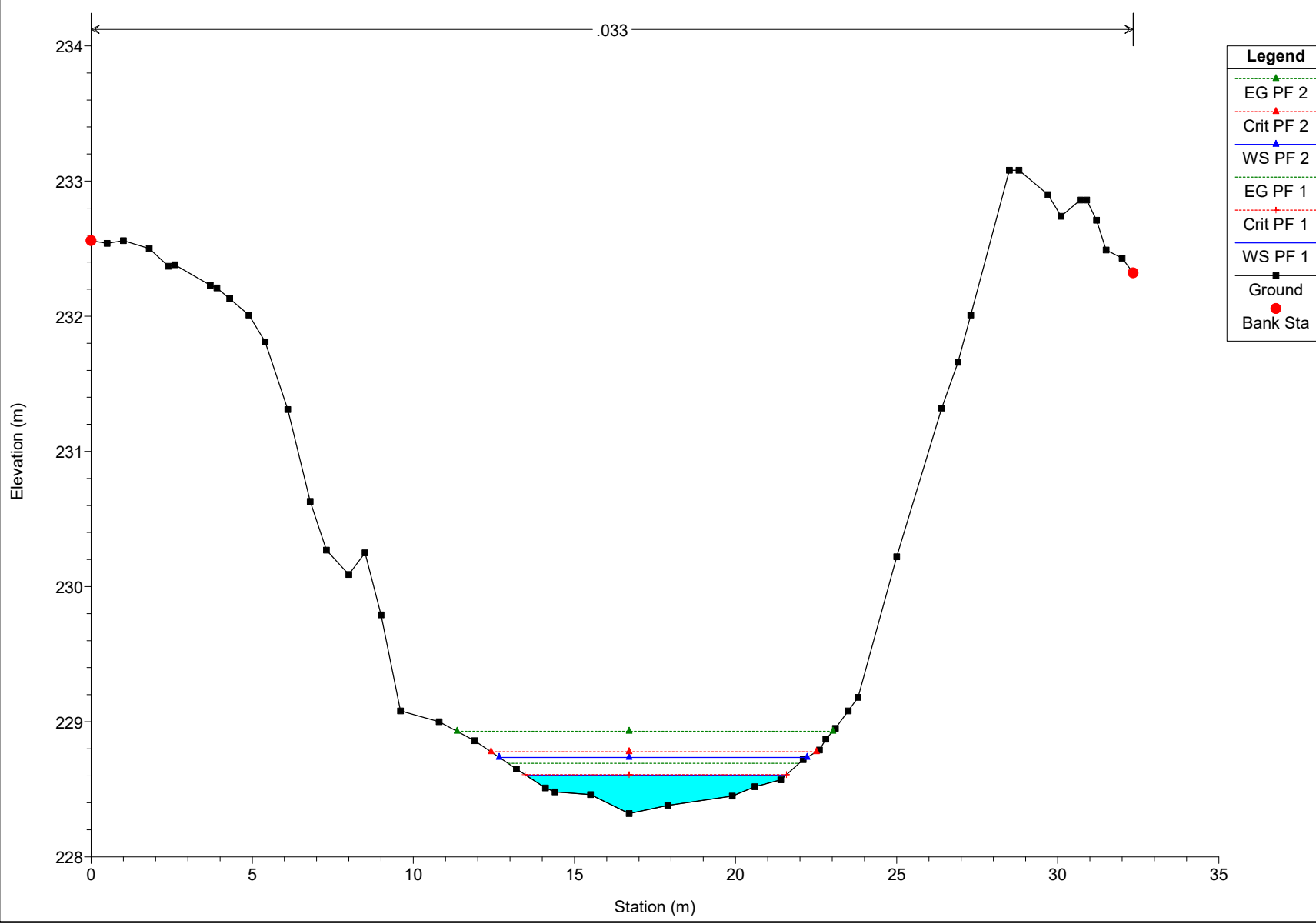


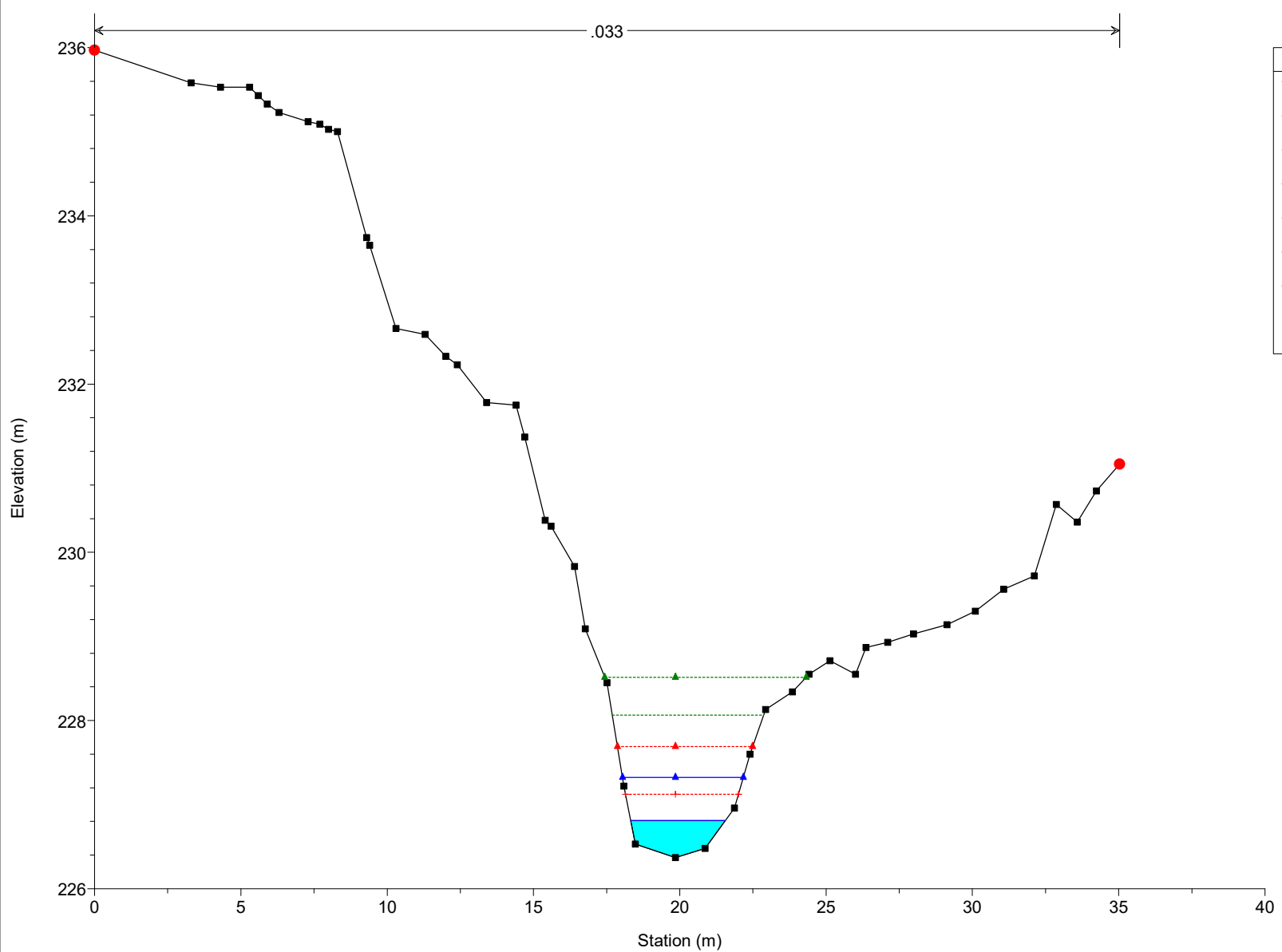
Persolar pfv Plan: Plan 01 1/7/2022



- EG PF 2
- WS PF 2
- Crit PF 2
- EG PF 1
- WS PF 1
- Crit PF 1
- Ground
- Bank Sta



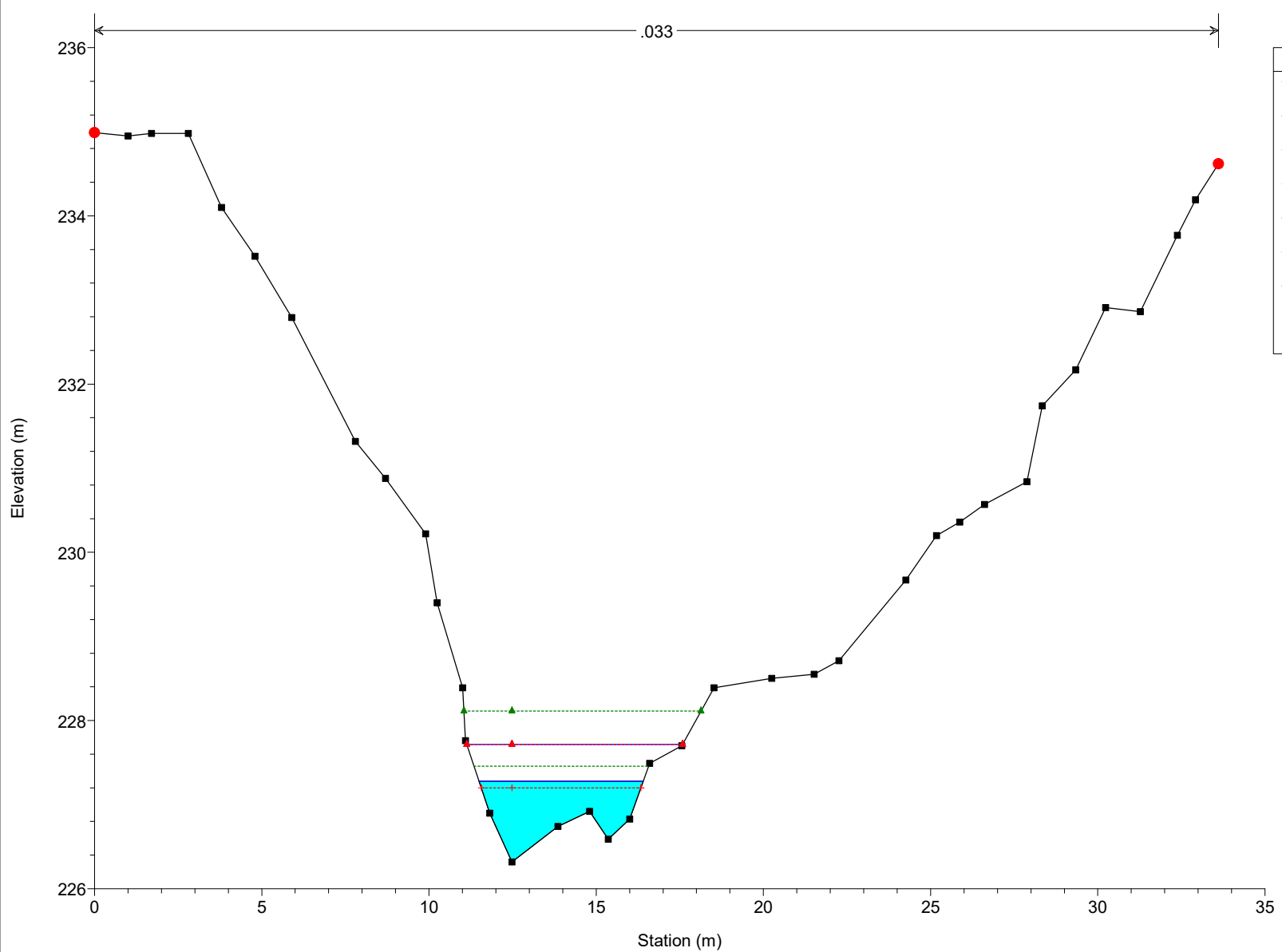




Legend

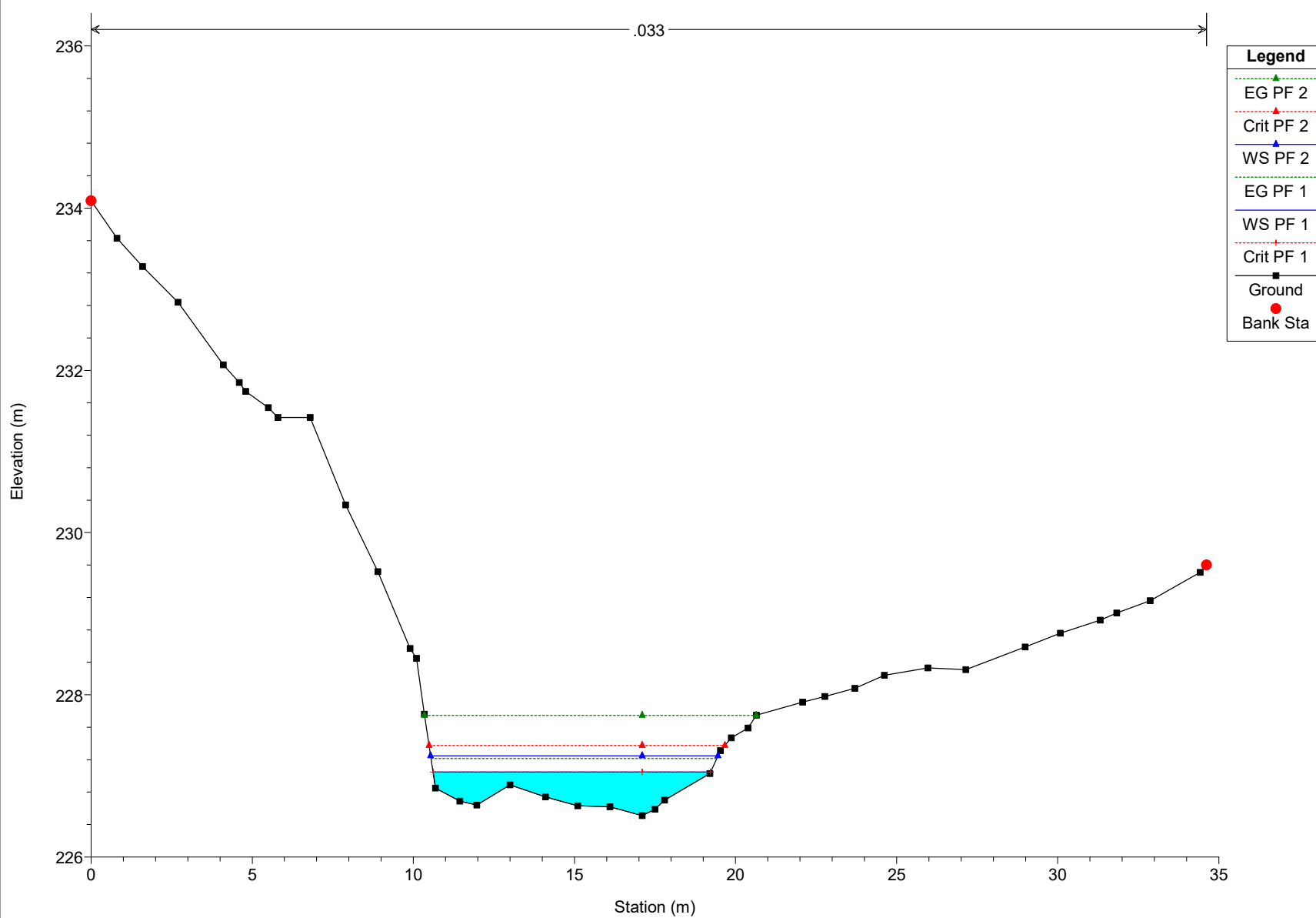
- EG PF 2 (green dashed line with triangles)
- EG PF 1 (green dotted line with triangles)
- Crit PF 2 (red dashed line with triangles)
- WS PF 2 (blue solid line with triangles)
- Crit PF 1 (red dotted line with triangles)
- WS PF 1 (blue solid line with triangles)
- Ground (black line with squares)
- Bank Sta (red circle)

Persolar pfv Plan: Plan 01 1/7/2022

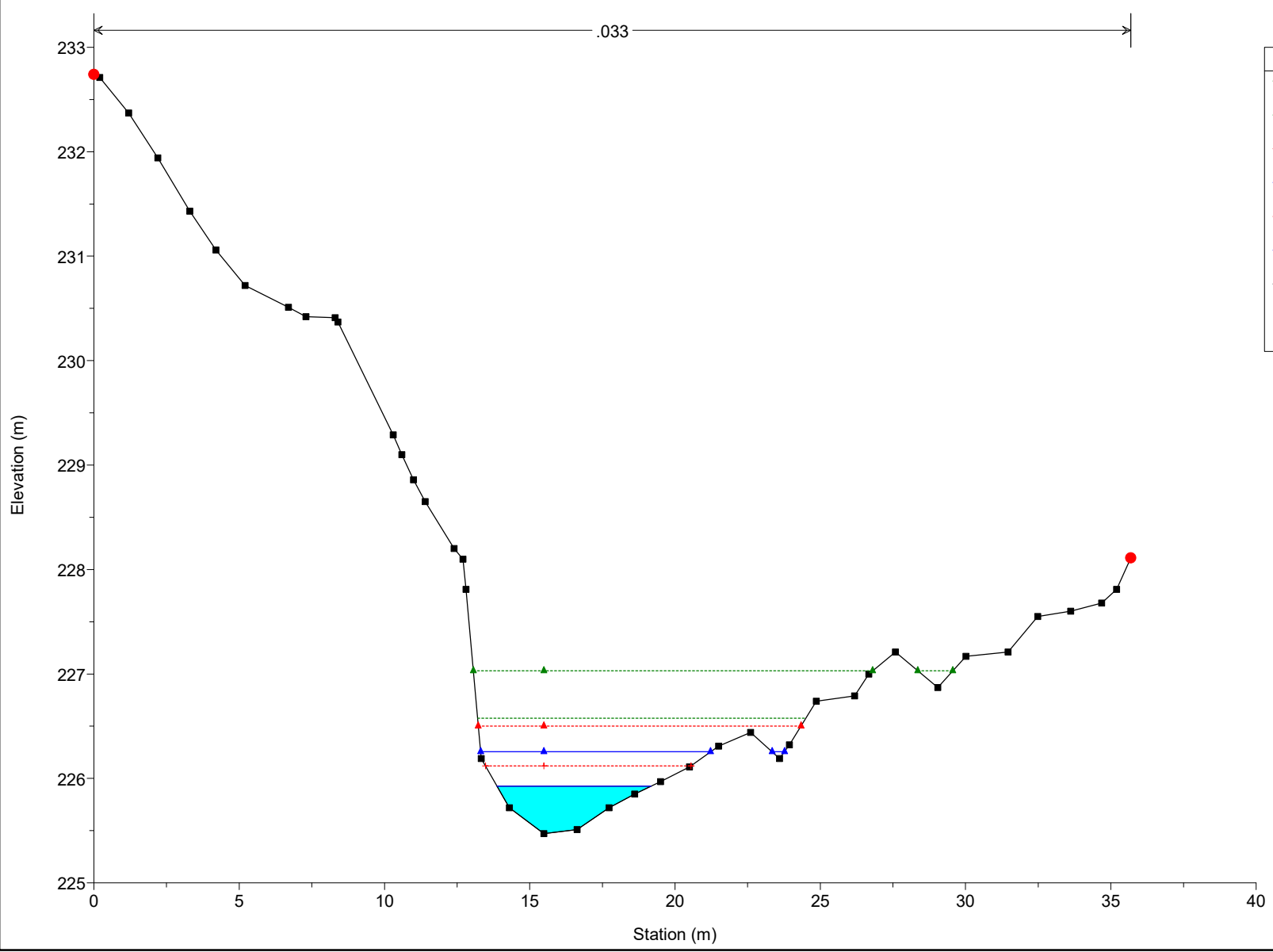


Legend

- EG PF 2
- WS PF 2
- Crit PF 2
- EG PF 1
- WS PF 1
- Crit PF 1
- Ground
- Bank Sta

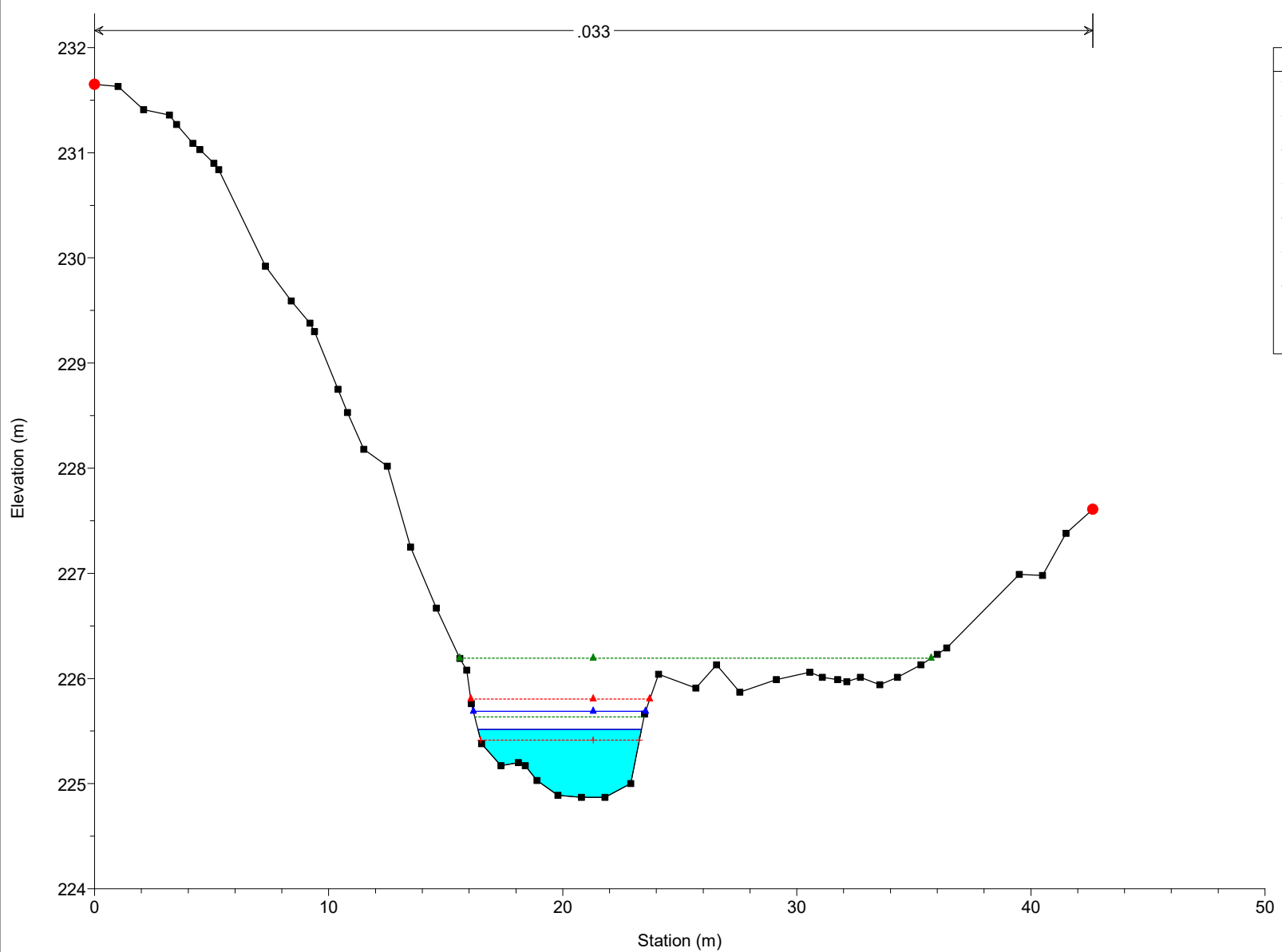


Persolar pfv Plan: Plan 01 1/7/2022



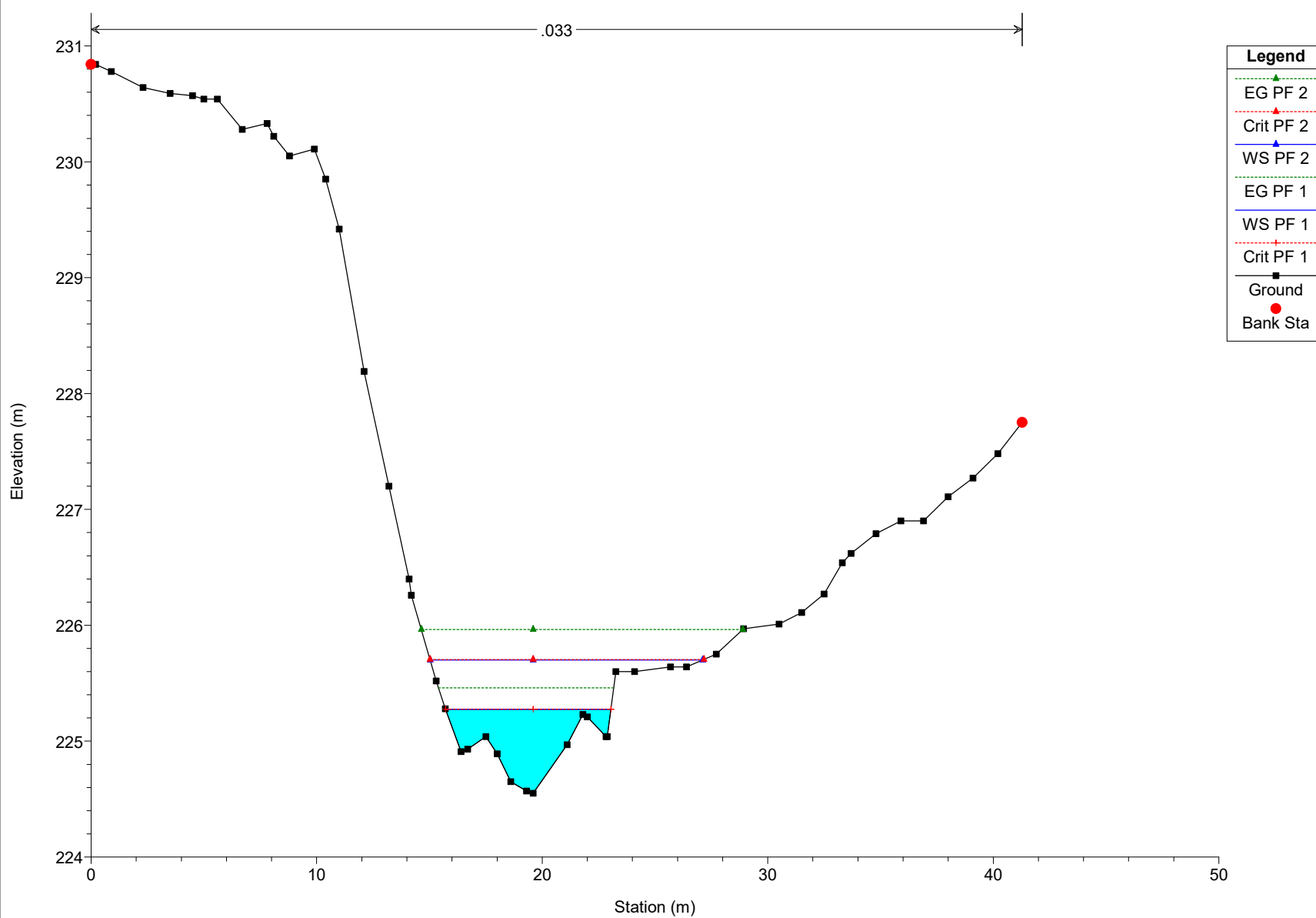
Legend

- EG PF 2
- EG PF 1
- Crit PF 2
- WS PF 2
- Crit PF 1
- WS PF 1
- Ground
- Bank Sta

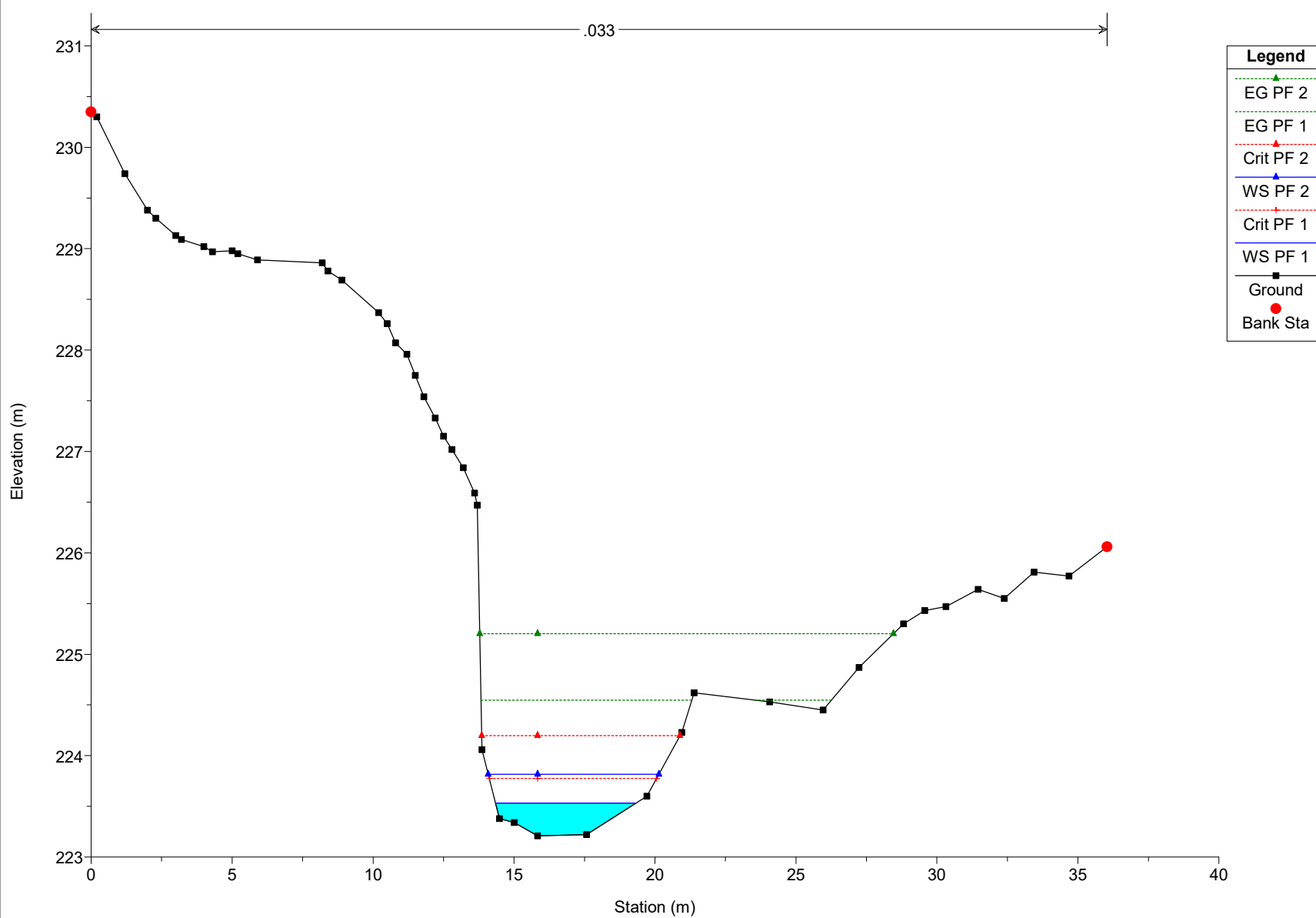


Legend

- EG PF 2
- Crit PF 2
- WS PF 2
- EG PF 1
- WS PF 1
- Crit PF 1
- Ground
- Bank Sta



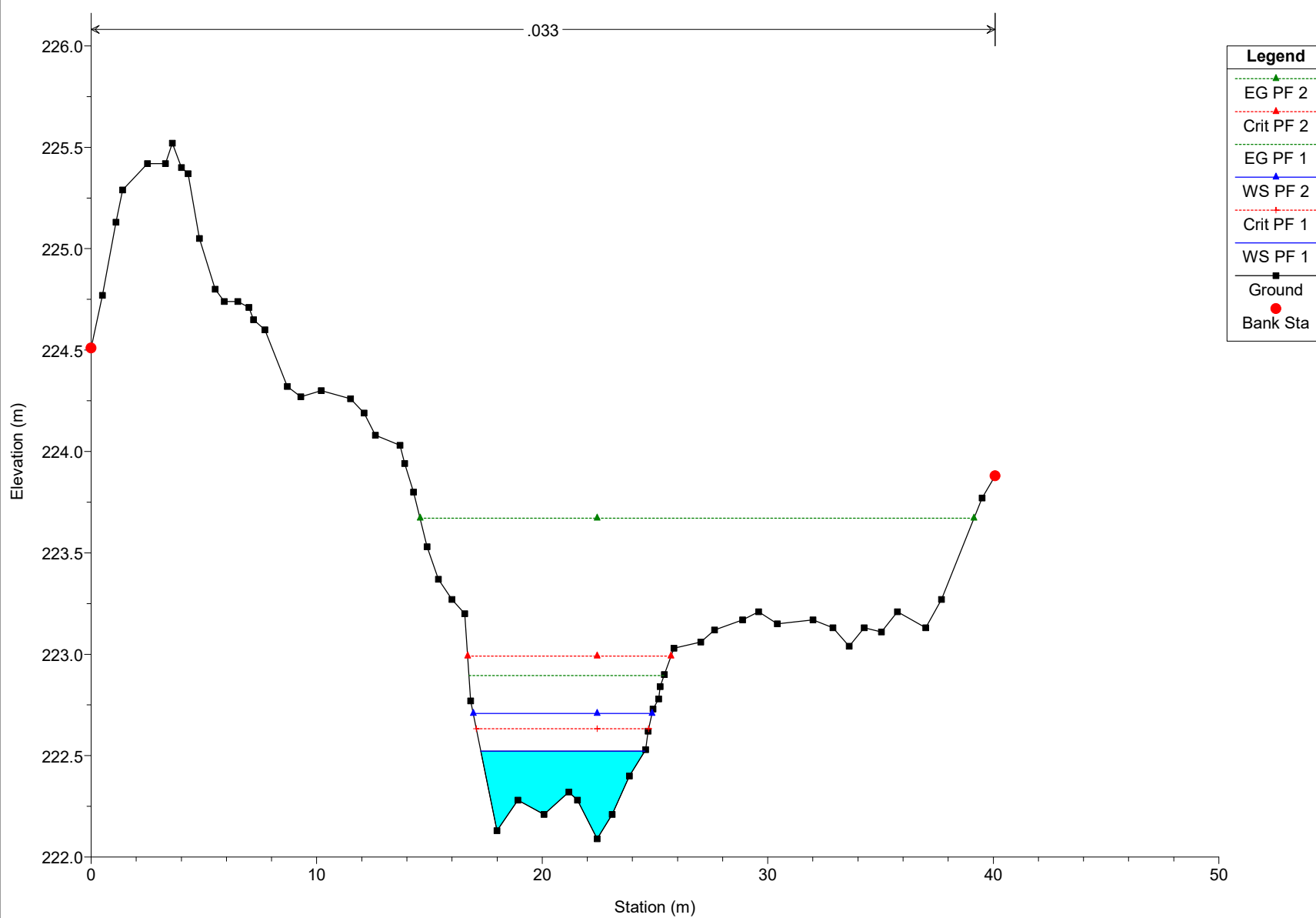
Persolar pfv Plan: Plan 01 1/7/2022



Legend

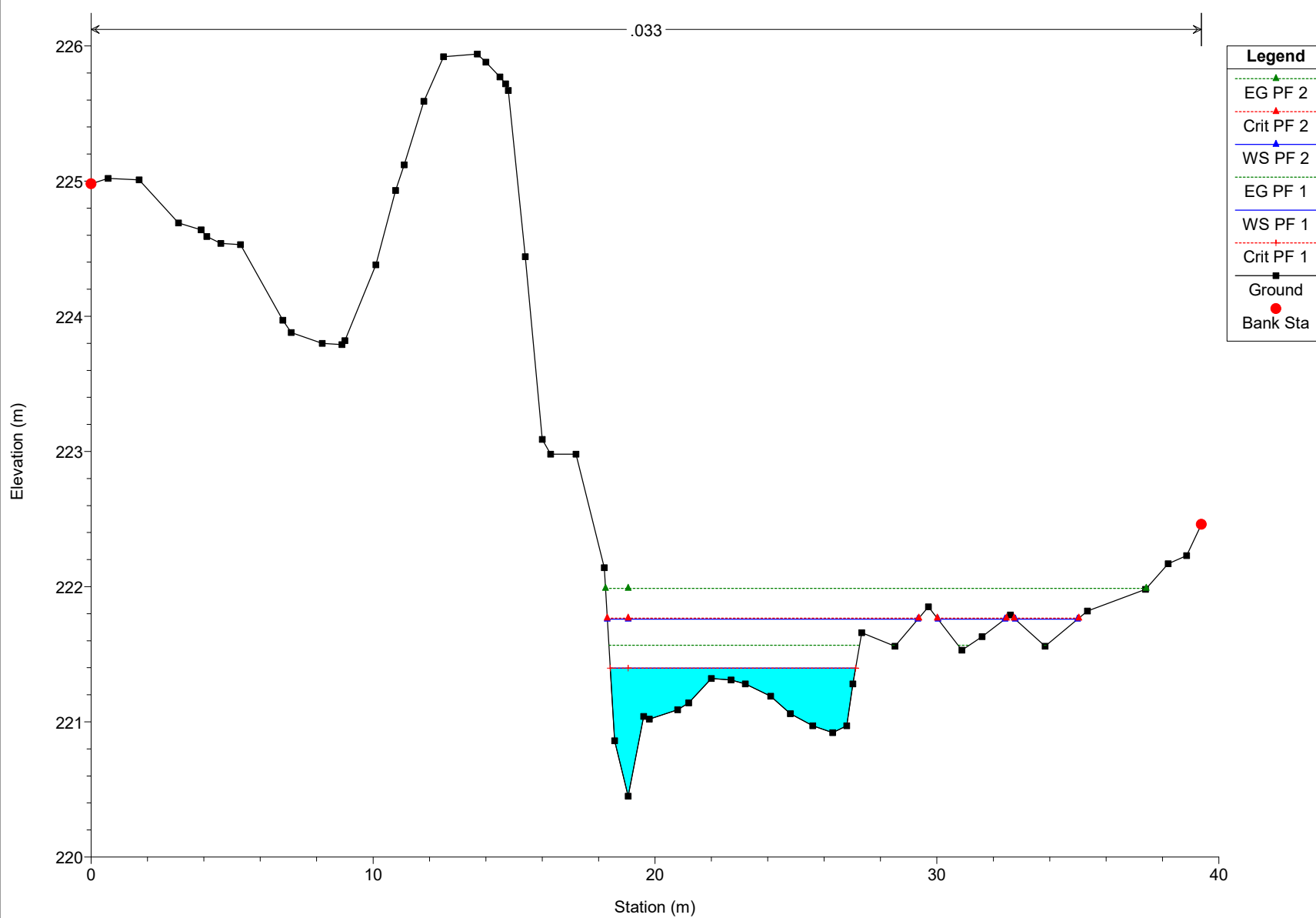
- EG PF 2 (dashed green line with triangle markers)
- EG PF 1 (dashed green line)
- Crit PF 2 (dashed red line with triangle markers)
- WS PF 2 (dashed blue line with triangle markers)
- Crit PF 1 (dashed red line with triangle markers)
- WS PF 1 (solid blue line with triangle markers)
- Ground (solid black line with square markers)
- Bank Sta (red dot)

Persolar pfv Plan: Plan 01 1/7/2022



- Legend**
- EG PF 2
 - Crit PF 2
 - EG PF 1
 - WS PF 2
 - Crit PF 1
 - WS PF 1
 - Ground
 - Bank Sta

Persolar pfv Plan: Plan 01 1/7/2022

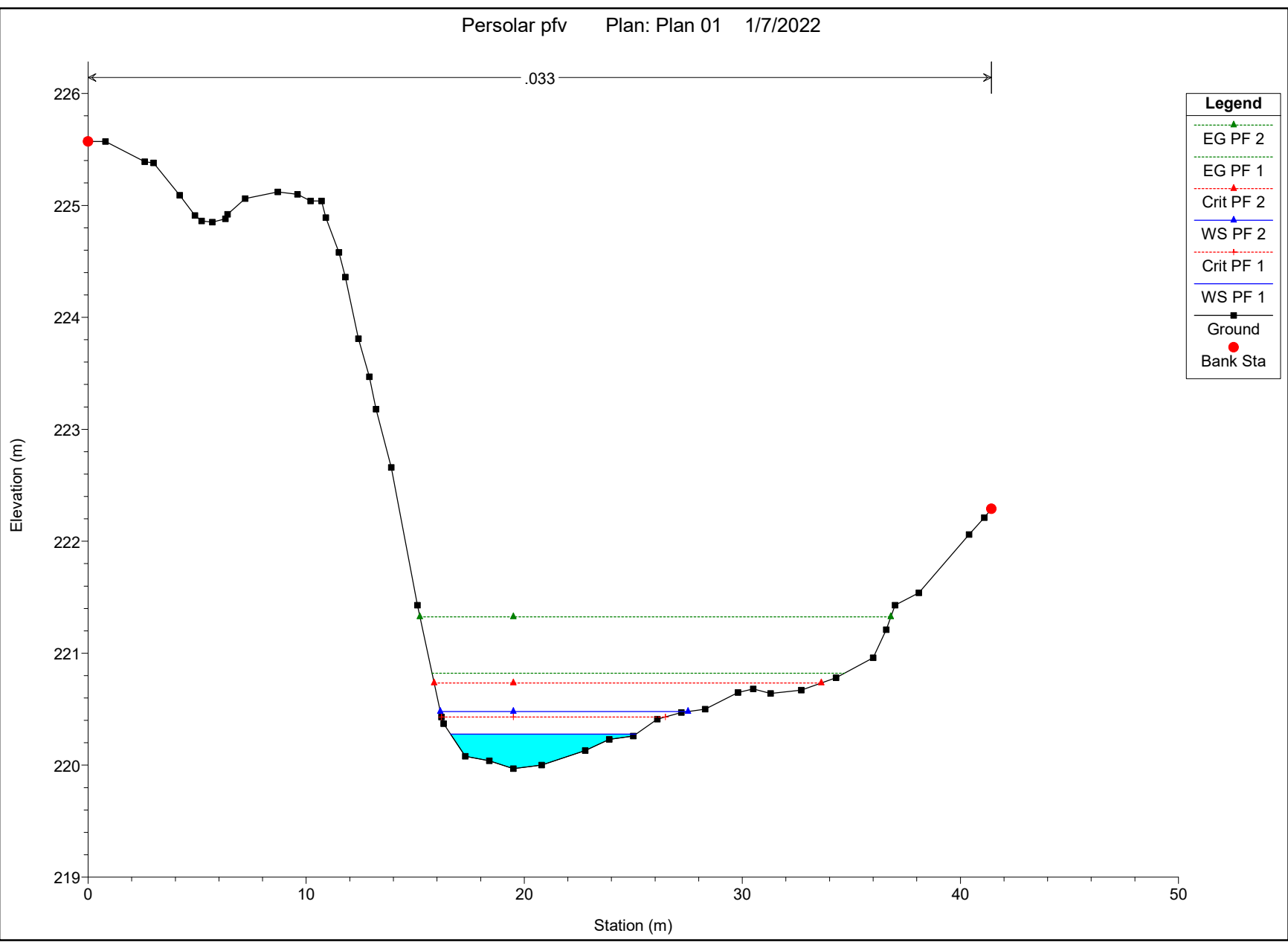


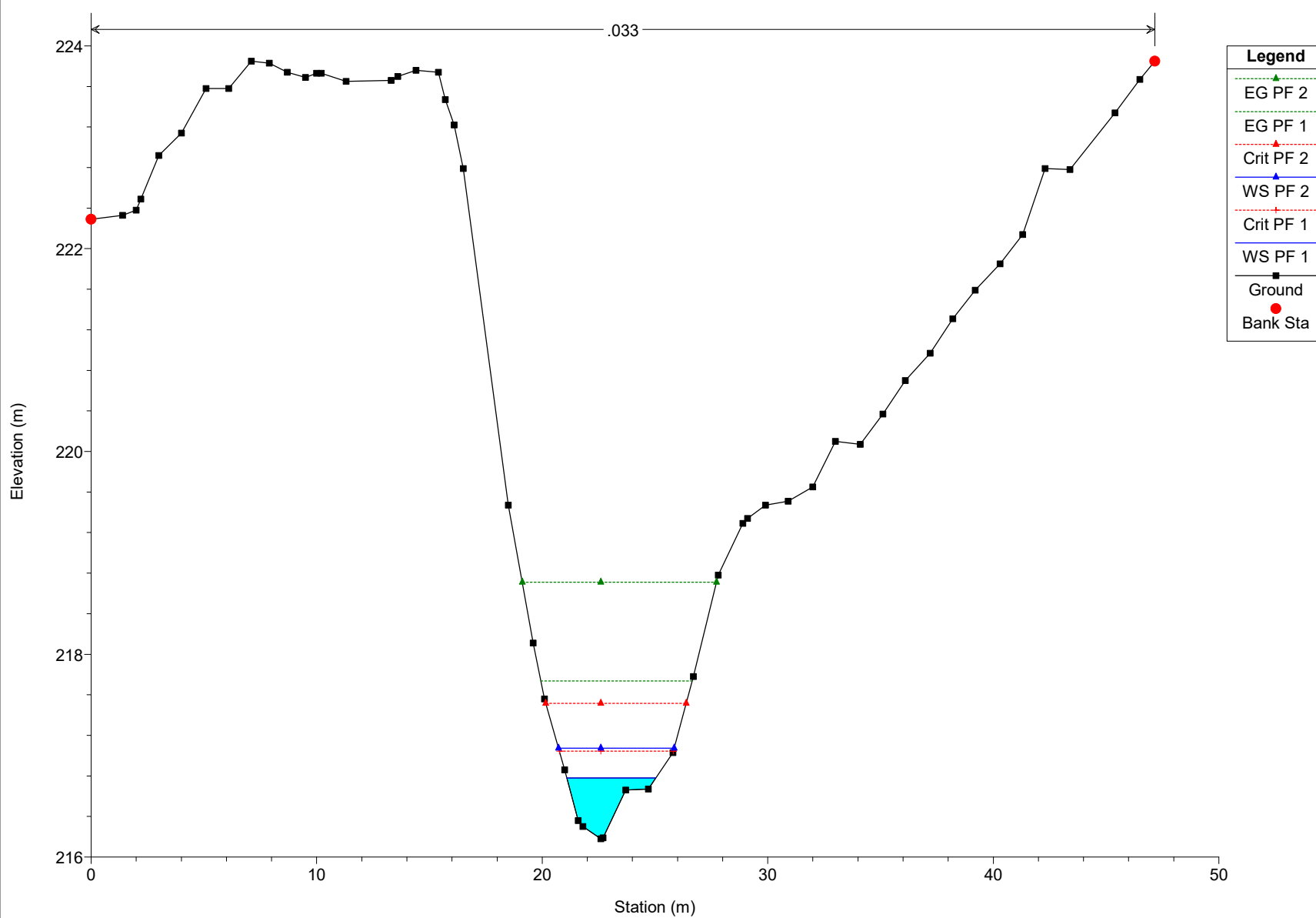
Persolar pfv Plan: Plan 01 1/7/2022

← .033 →

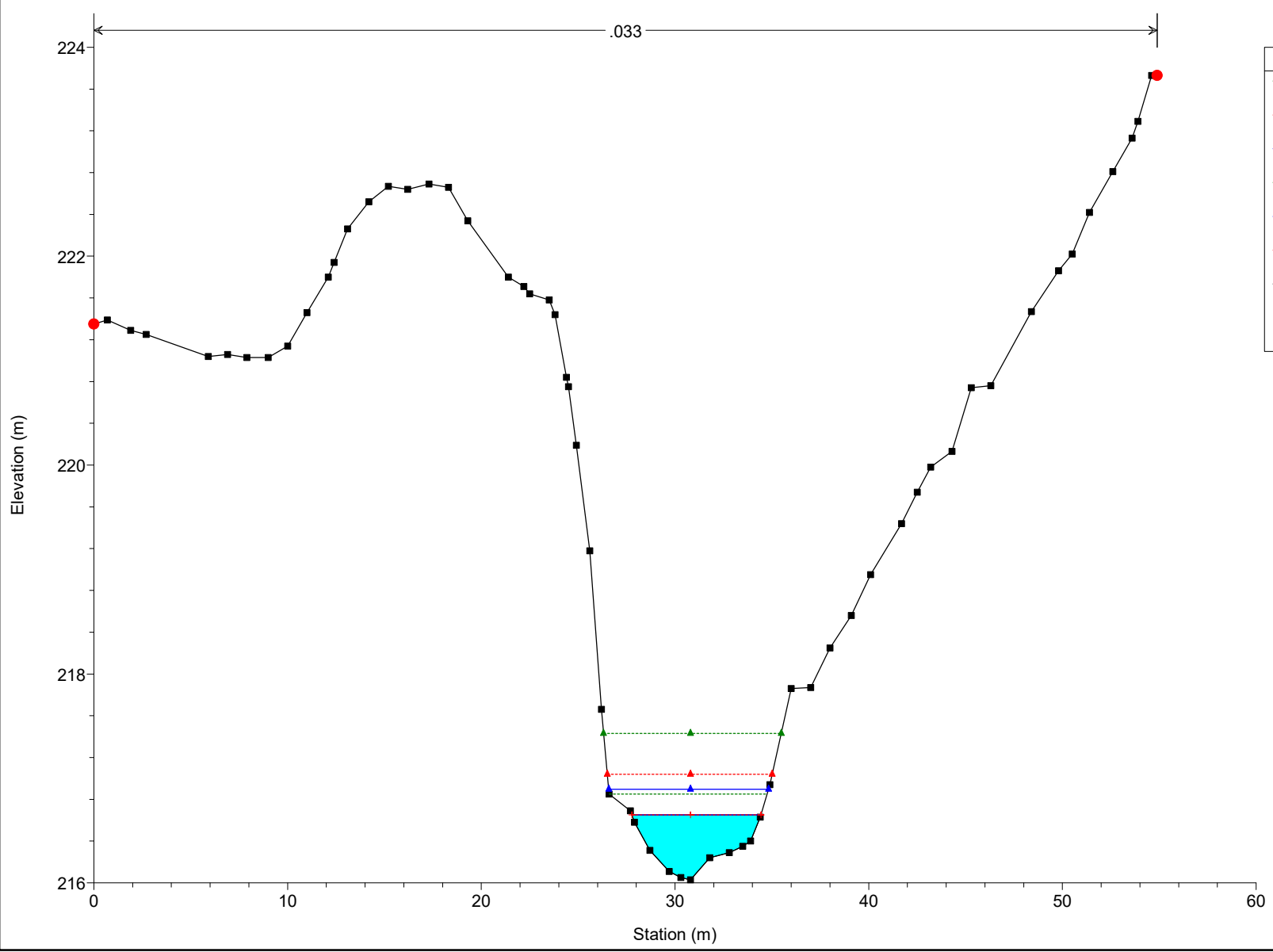
Legend

- EG PF 2
- EG PF 1
- Crit PF 2
- WS PF 2
- Crit PF 1
- WS PF 1
- Ground
- Bank Sta





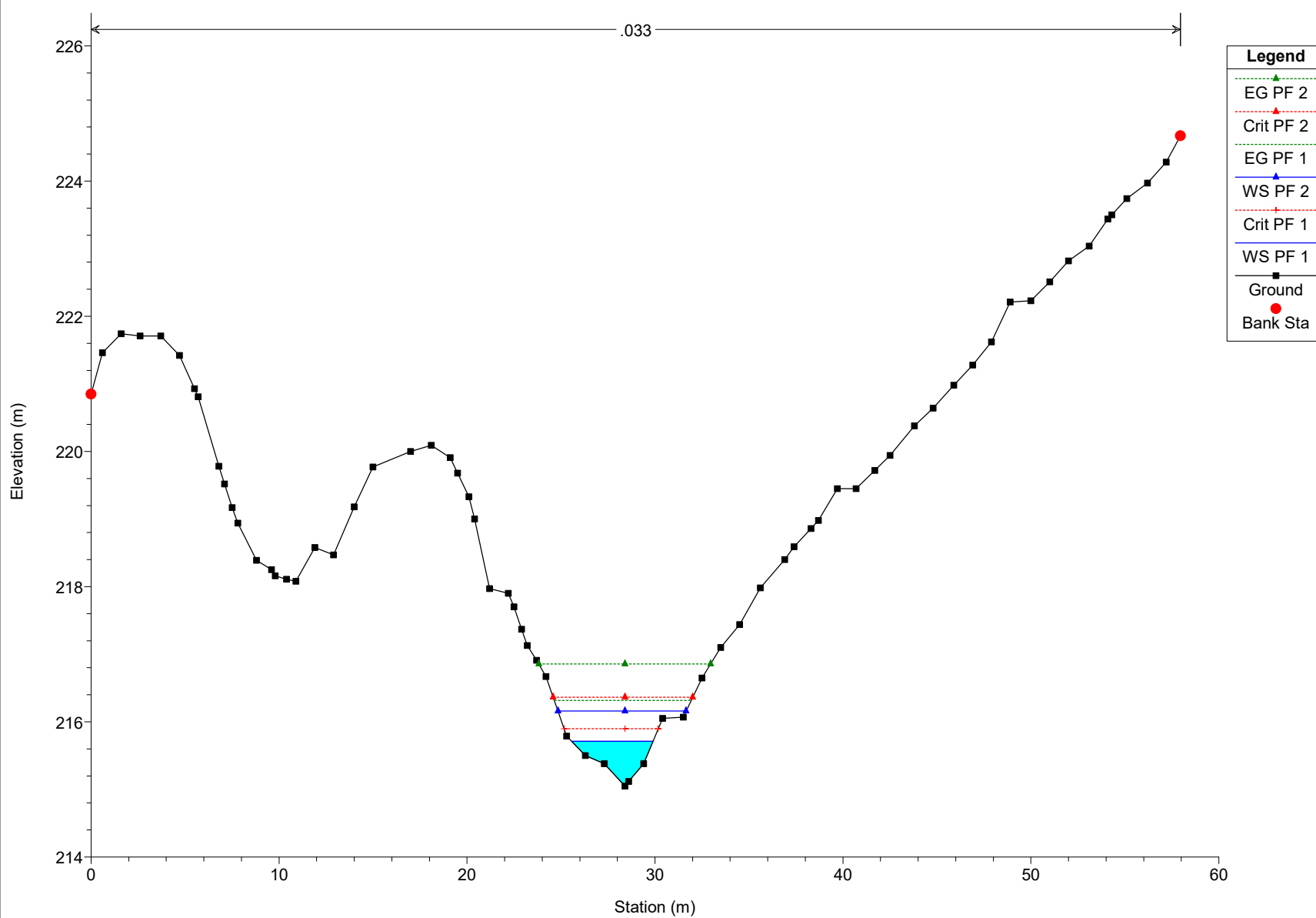
Persolar pfv Plan: Plan 01 1/7/2022



Legend

- EG PF 2 (green dashed line with triangles)
- Crit PF 2 (red dashed line with triangles)
- WS PF 2 (blue solid line with triangles)
- EG PF 1 (green dotted line with triangles)
- WS PF 1 (blue solid line with triangles)
- Crit PF 1 (red solid line with triangles)
- Ground (black solid line with squares)
- Bank Sta (red solid circle)

Persolar pfv Plan: Plan 01 1/7/2022

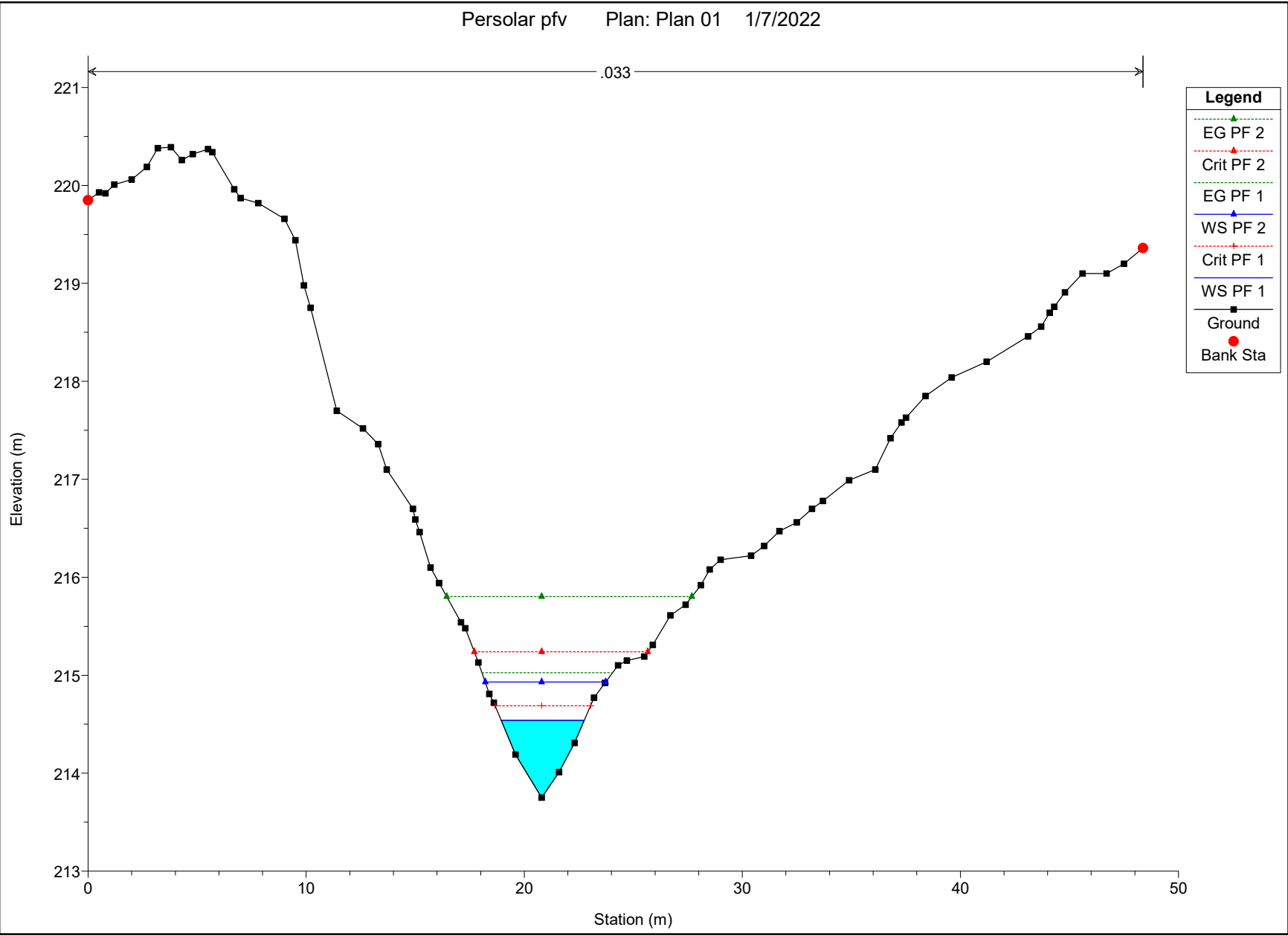


Persolar pfv Plan: Plan 01 1/7/2022

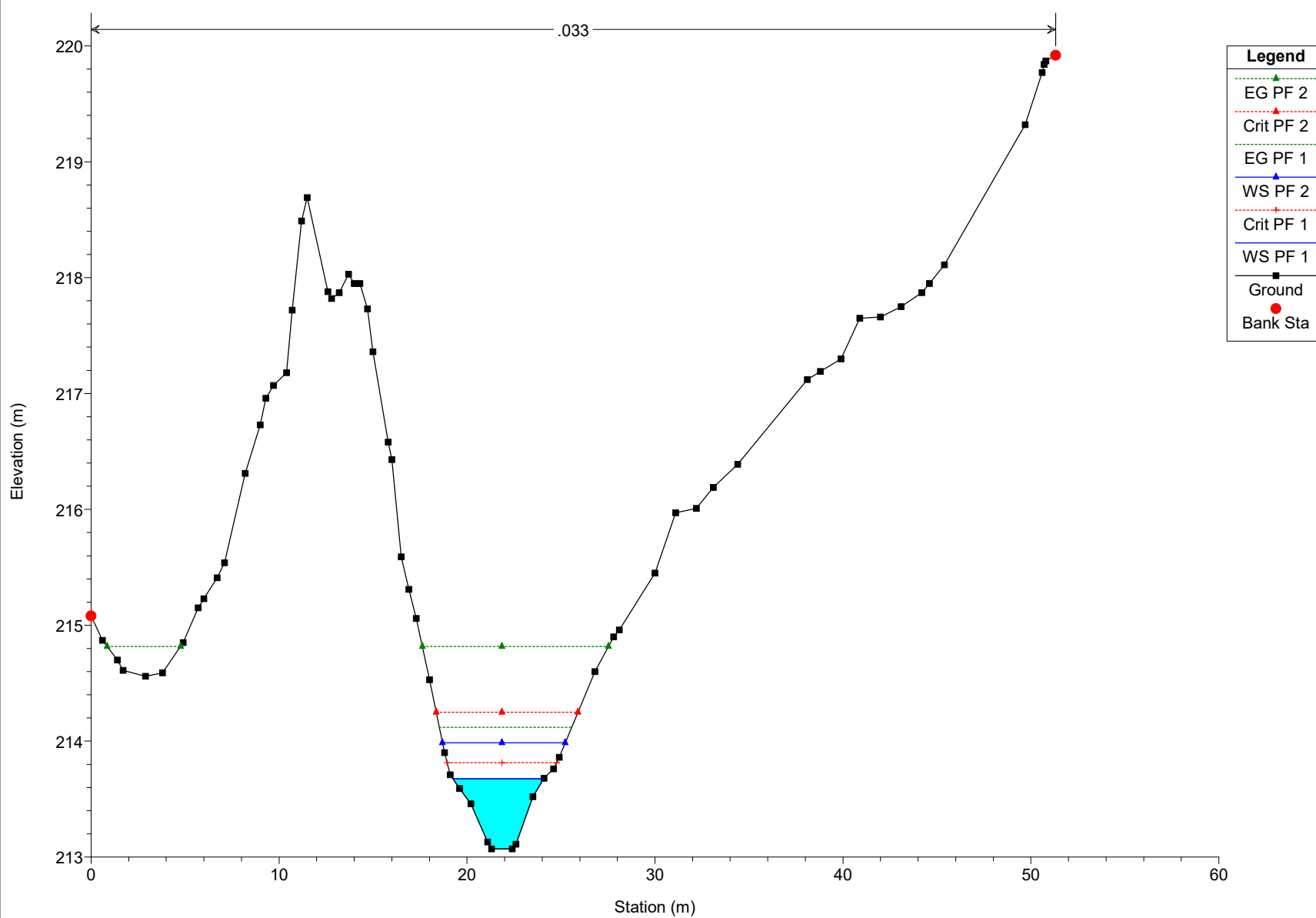
.033

Legend

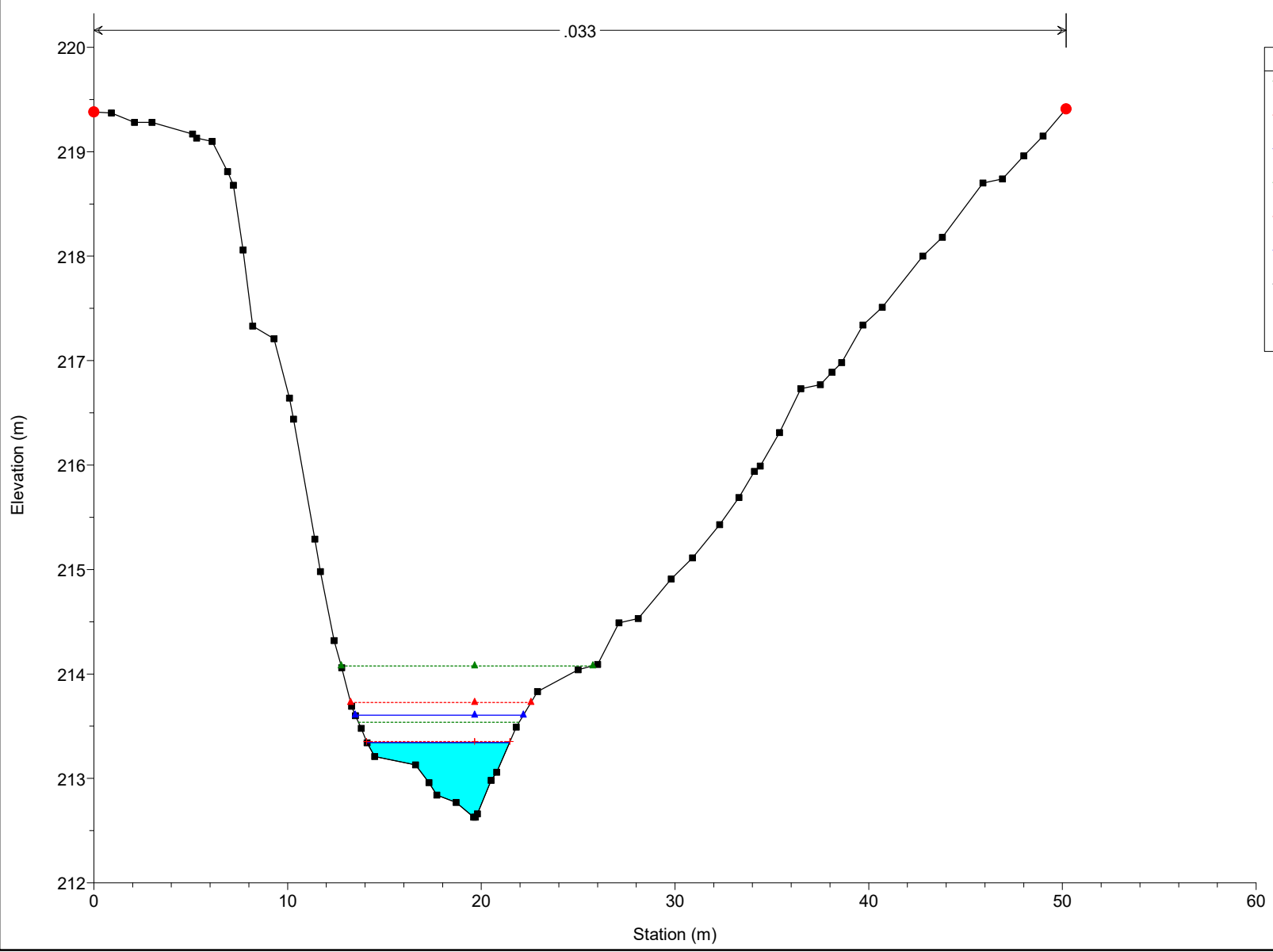
- EG PF 2
- Crit PF 2
- EG PF 1
- WS PF 2
- Crit PF 1
- WS PF 1
- Ground
- Bank Sta



Persolar pfv Plan: Plan 01 1/7/2022



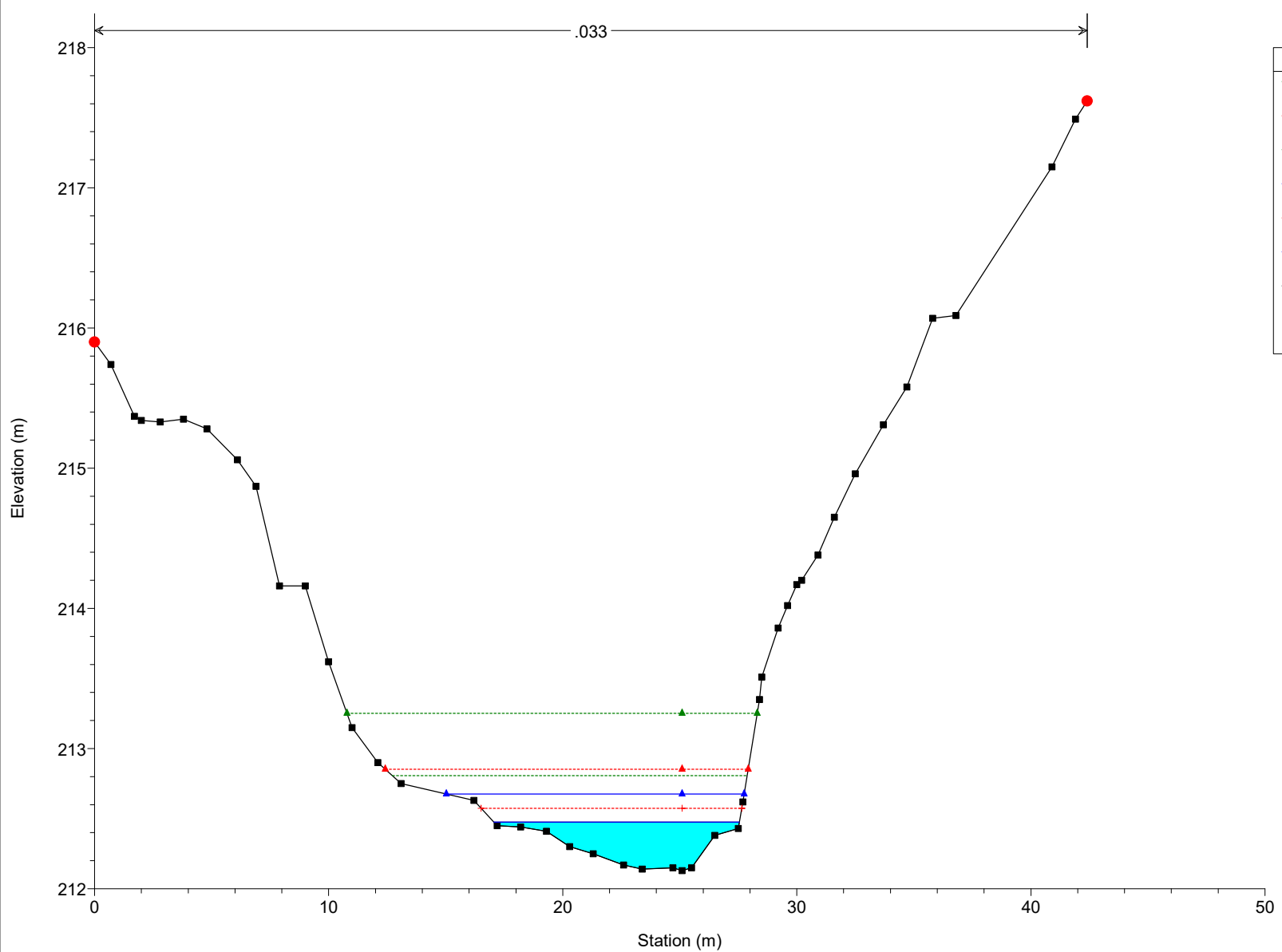
Persolar pfv Plan: Plan 01 1/7/2022



Legend

- EG PF 2
- Crit PF 2
- WS PF 2
- EG PF 1
- Crit PF 1
- WS PF 1
- Ground
- Bank Sta

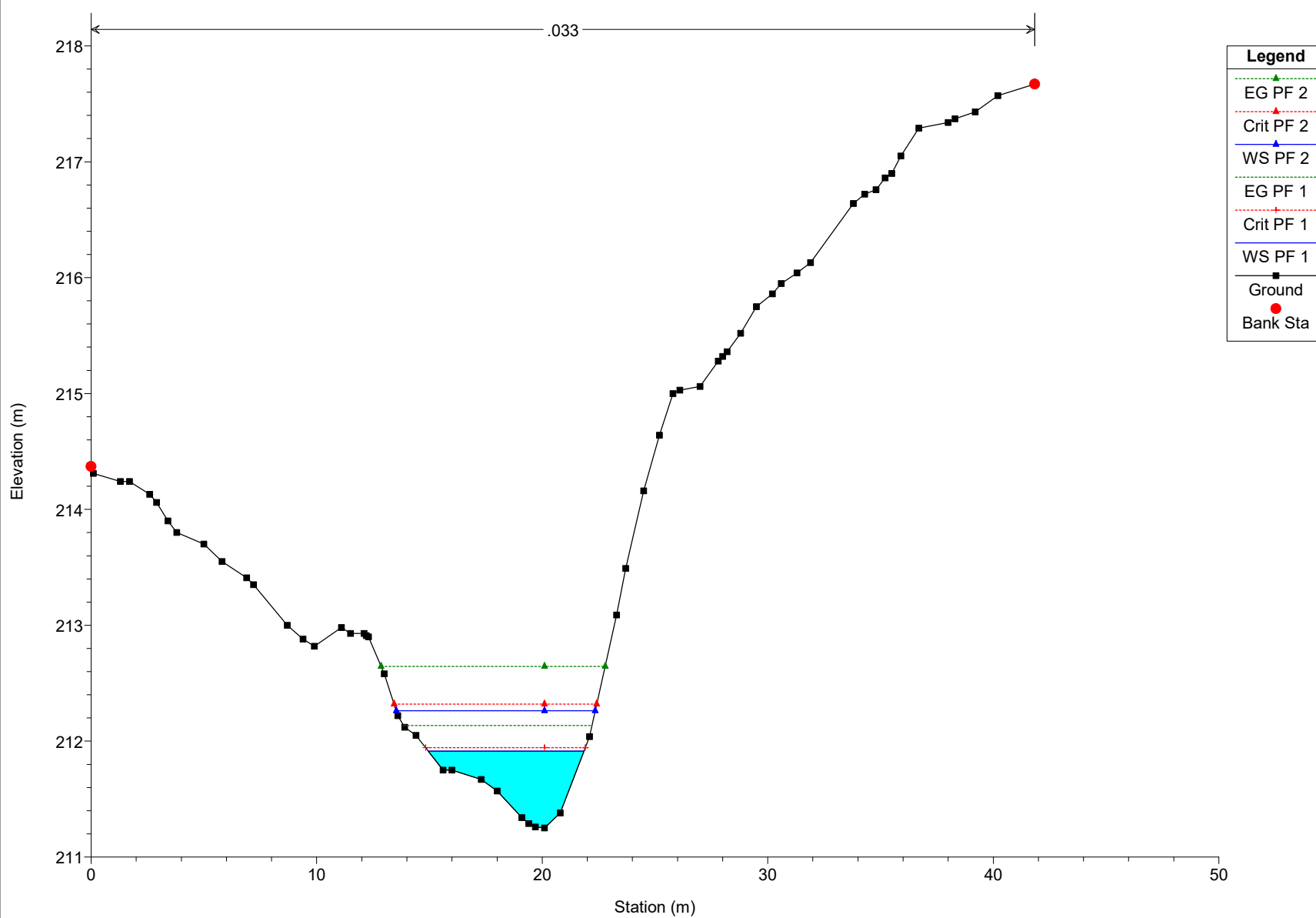
Persolar pfv Plan: Plan 01 1/7/2022



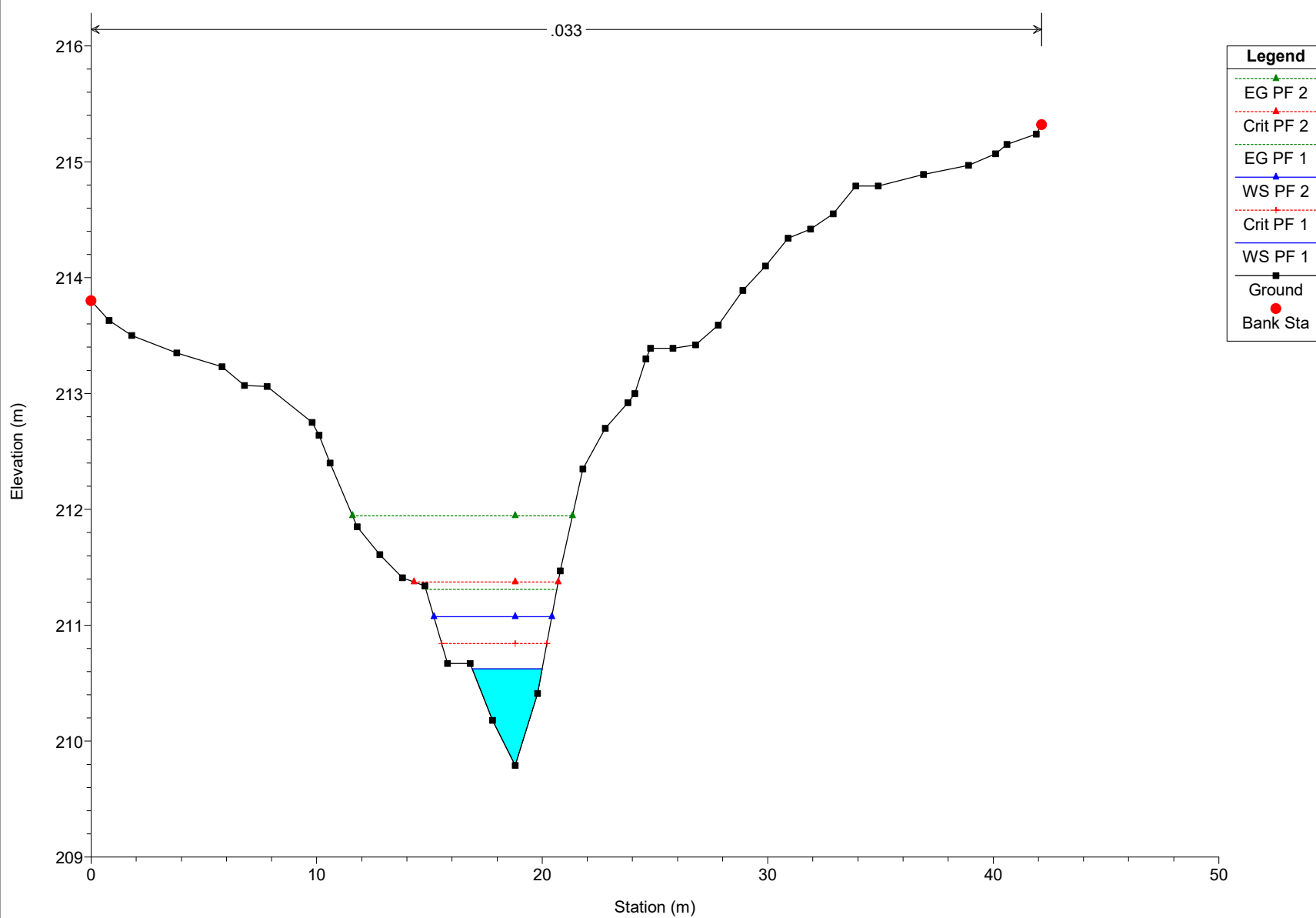
Legend

- EG PF 2
- Crit PF 2
- EG PF 1
- WS PF 2
- Crit PF 1
- WS PF 1
- Ground
- Bank Sta

Persolar pfv Plan: Plan 01 1/7/2022



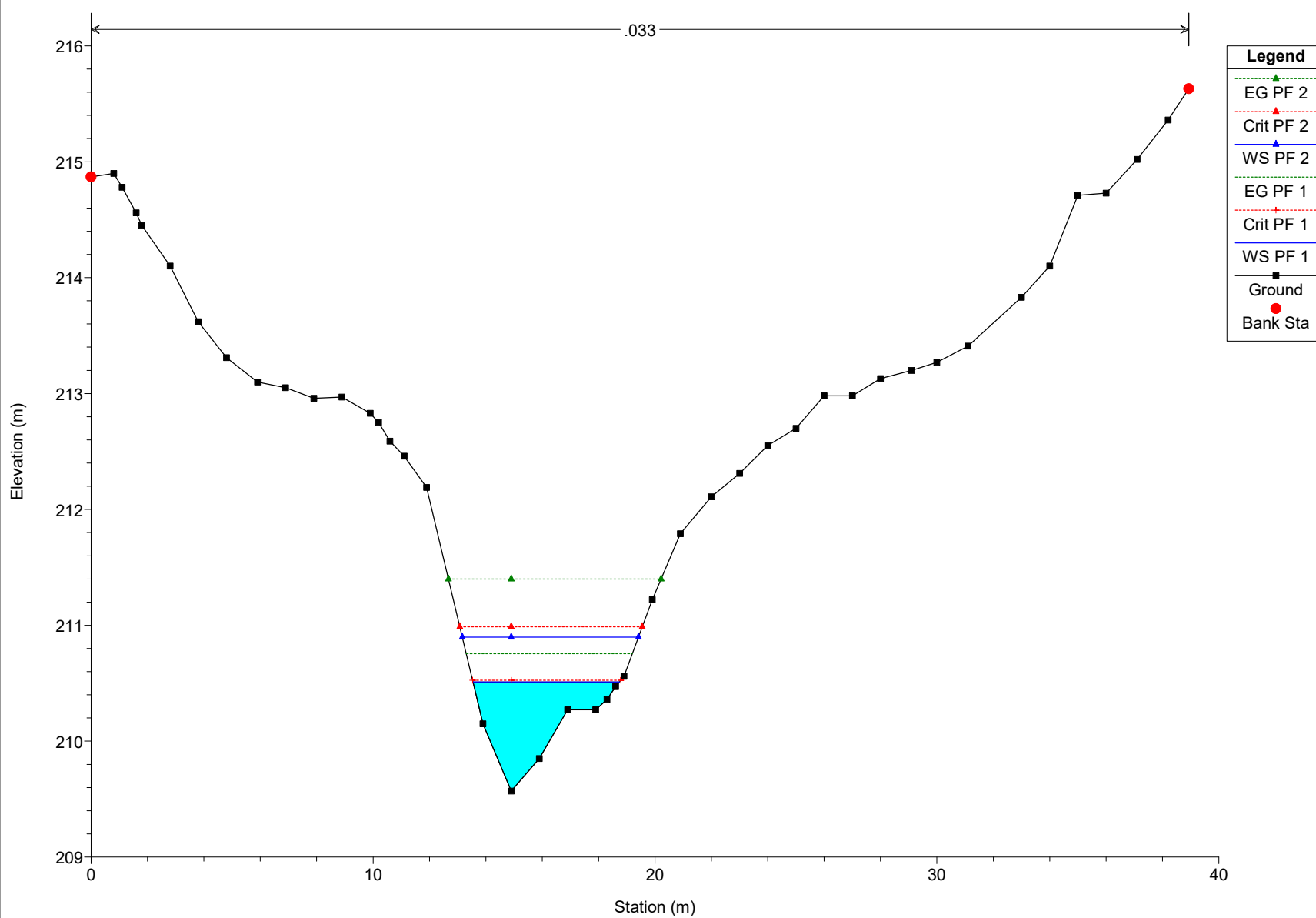
Persolar pfv Plan: Plan 01 1/7/2022



Legend

- EG PF 2 (Green dashed line with triangle)
- Crit PF 2 (Red dashed line with triangle)
- EG PF 1 (Blue dashed line with triangle)
- WS PF 2 (Blue solid line with triangle)
- Crit PF 1 (Red dashed line with triangle)
- WS PF 1 (Blue solid line with triangle)
- Ground (Black solid line with square)
- Bank Sta (Red solid circle)

Persolar pfv Plan: Plan 01 1/7/2022

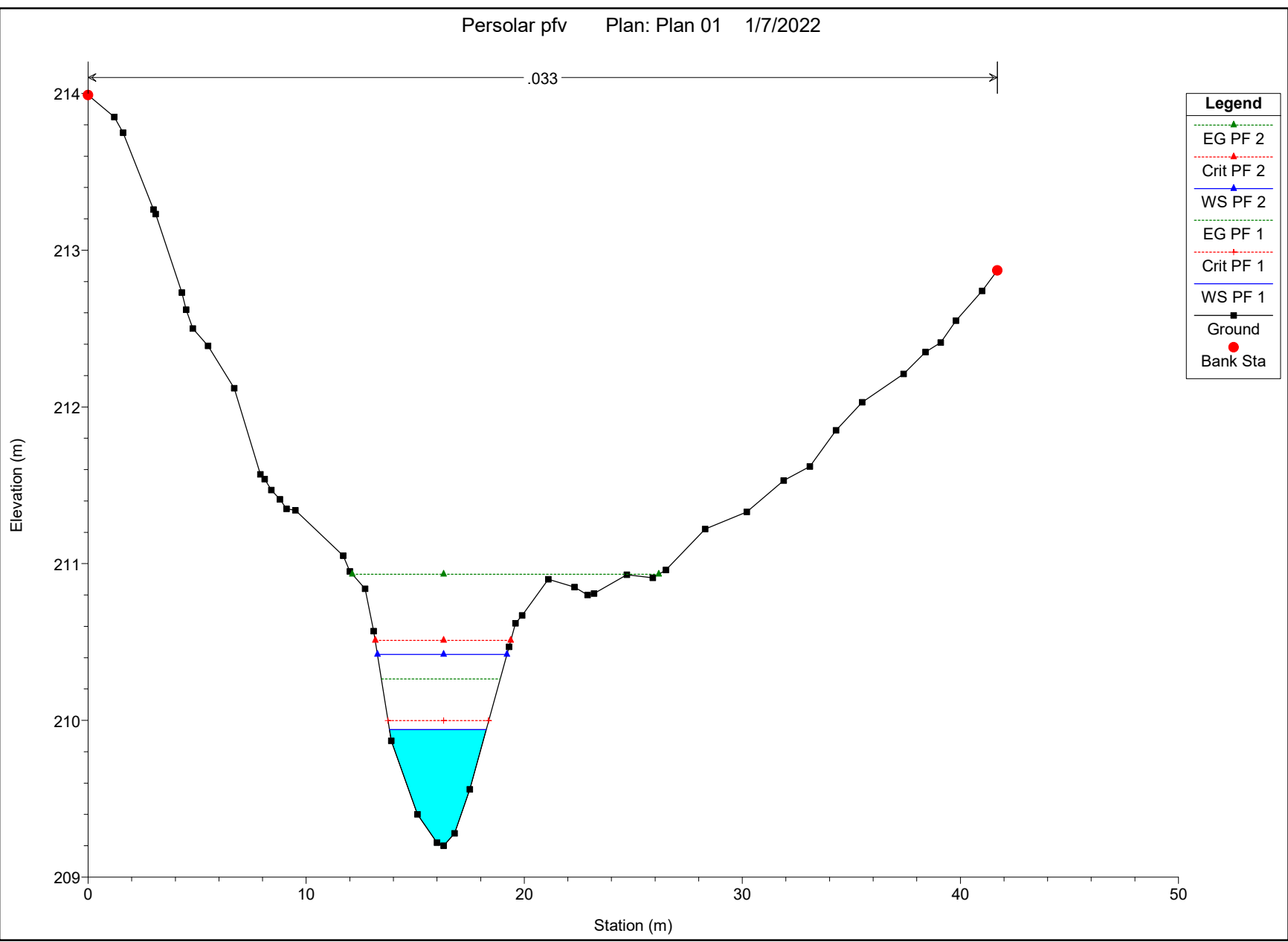


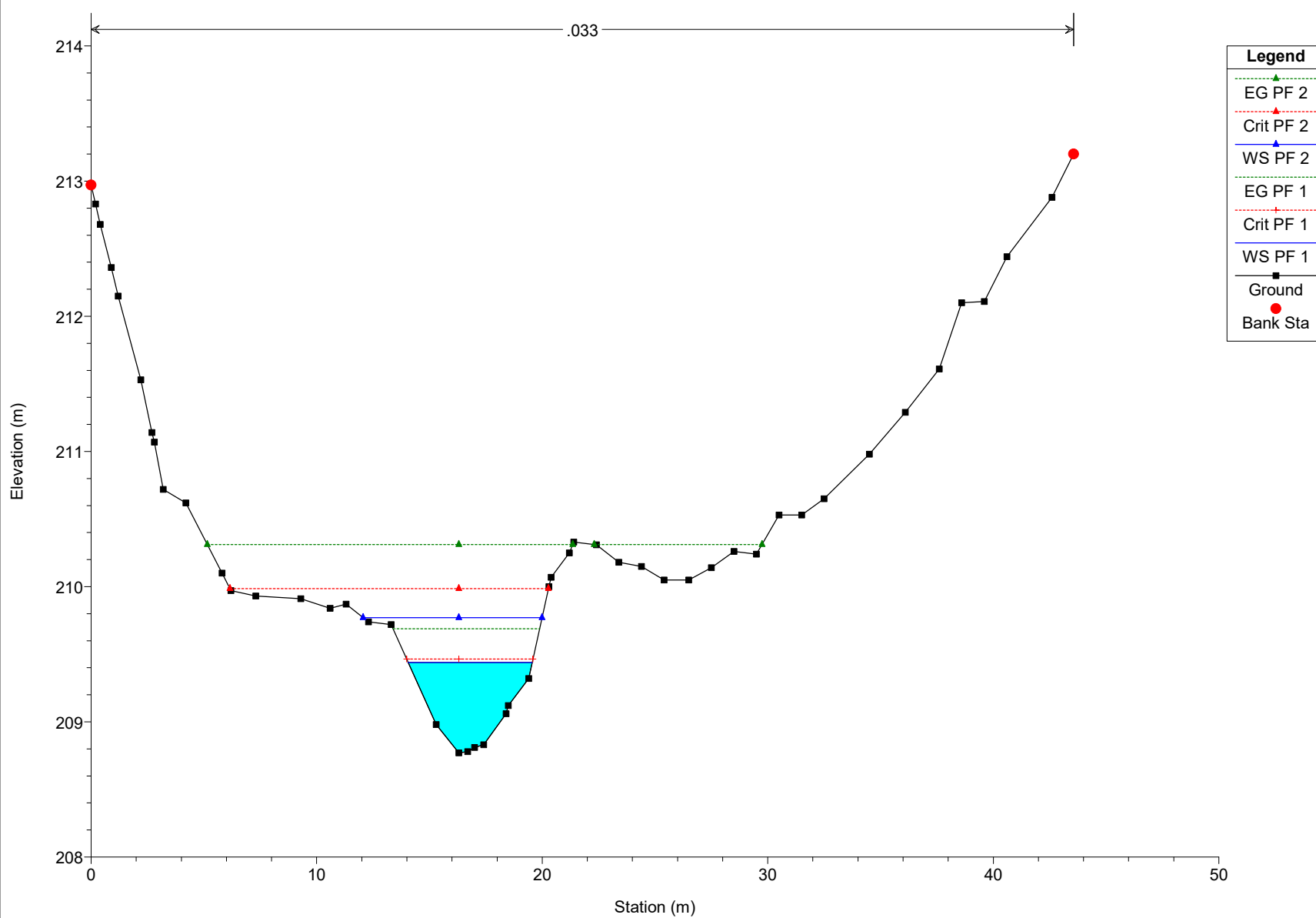
Persolar pfv Plan: Plan 01 1/7/2022

← .033 →

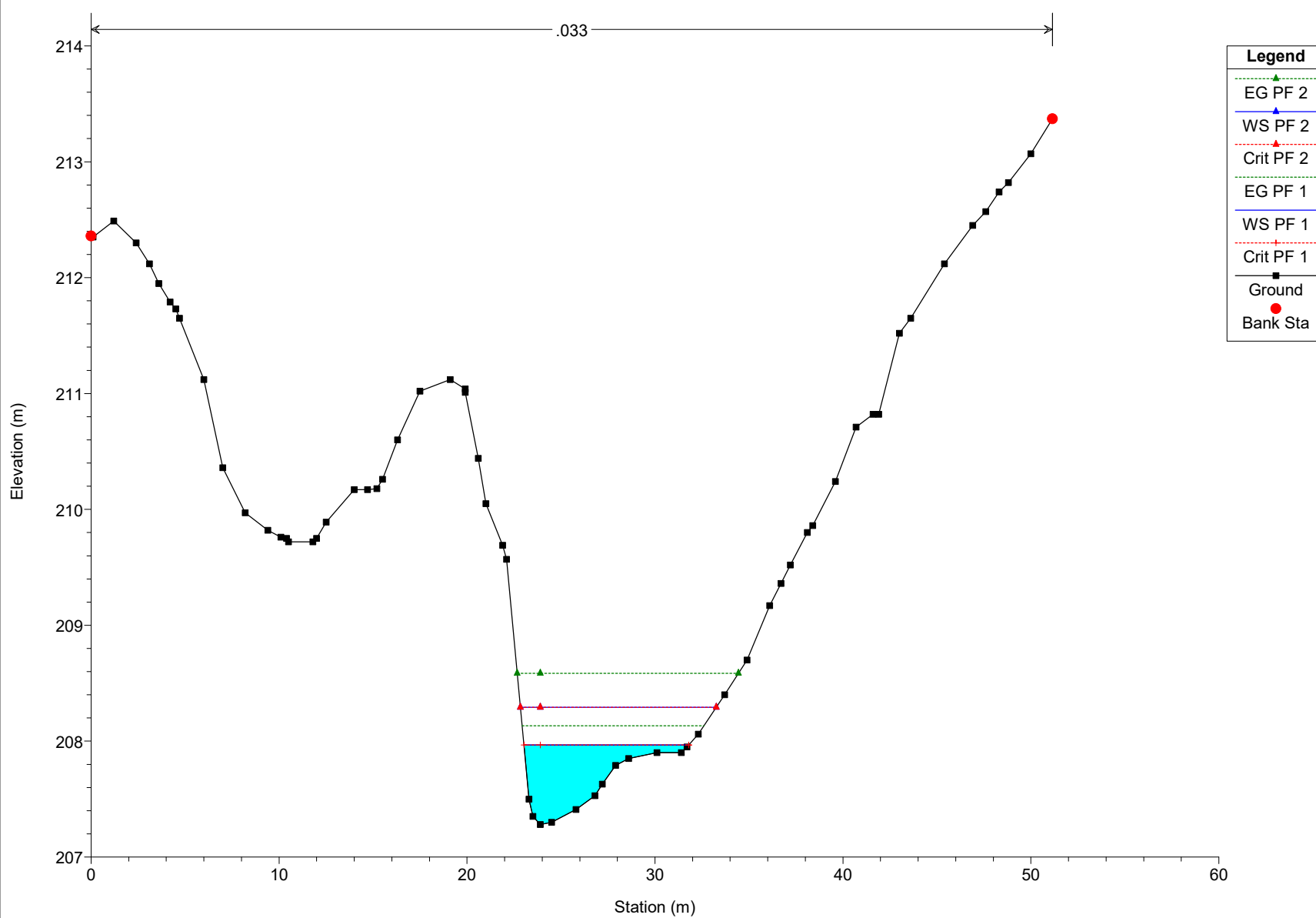
Legend

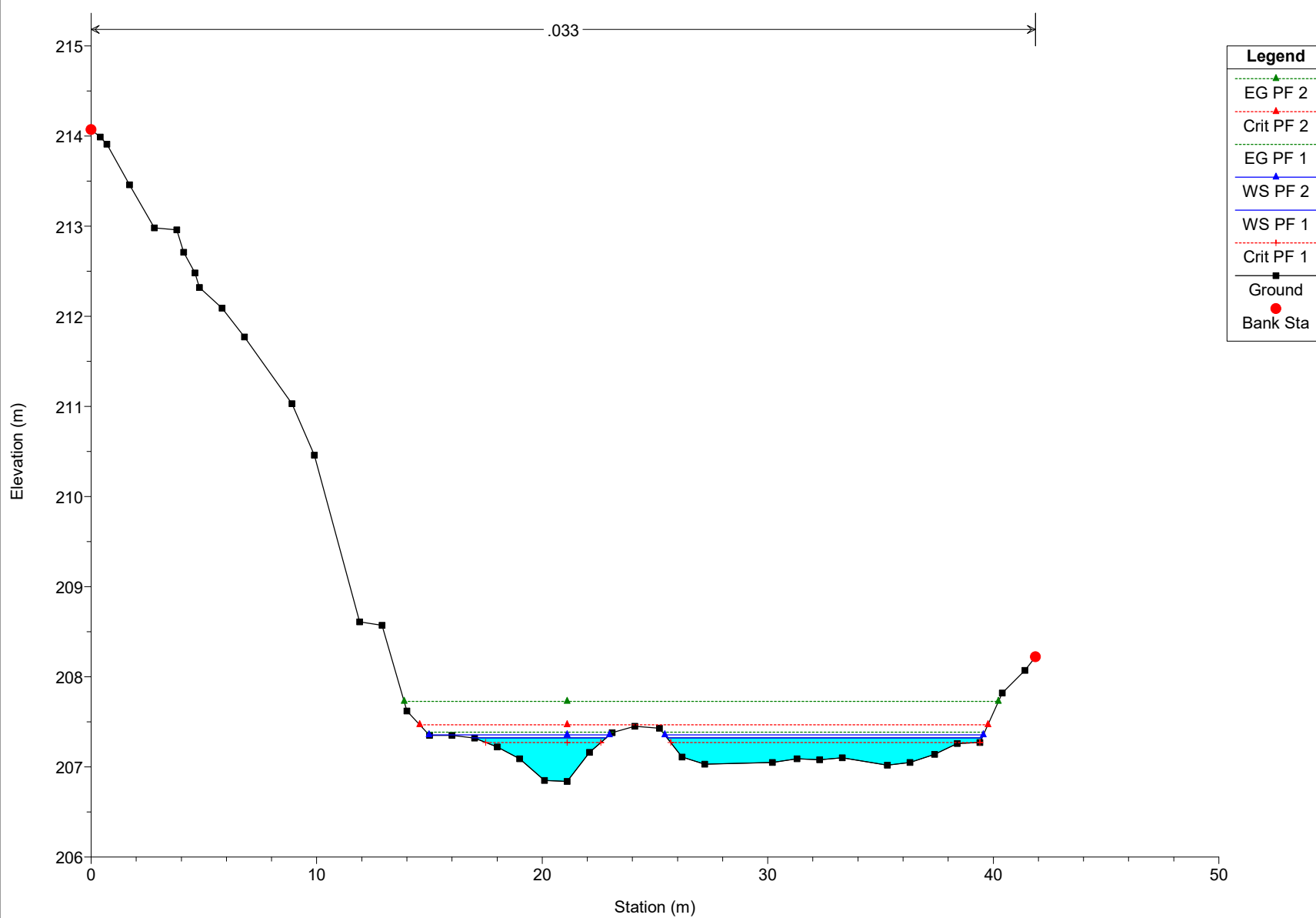
- EG PF 2 (green dashed line with triangle)
- Crit PF 2 (red dashed line with triangle)
- WS PF 2 (blue solid line with triangle)
- EG PF 1 (green dashed line with triangle)
- Crit PF 1 (red dashed line with triangle)
- WS PF 1 (blue solid line with triangle)
- Ground (black solid line with square)
- Bank Sta (red solid line with circle)

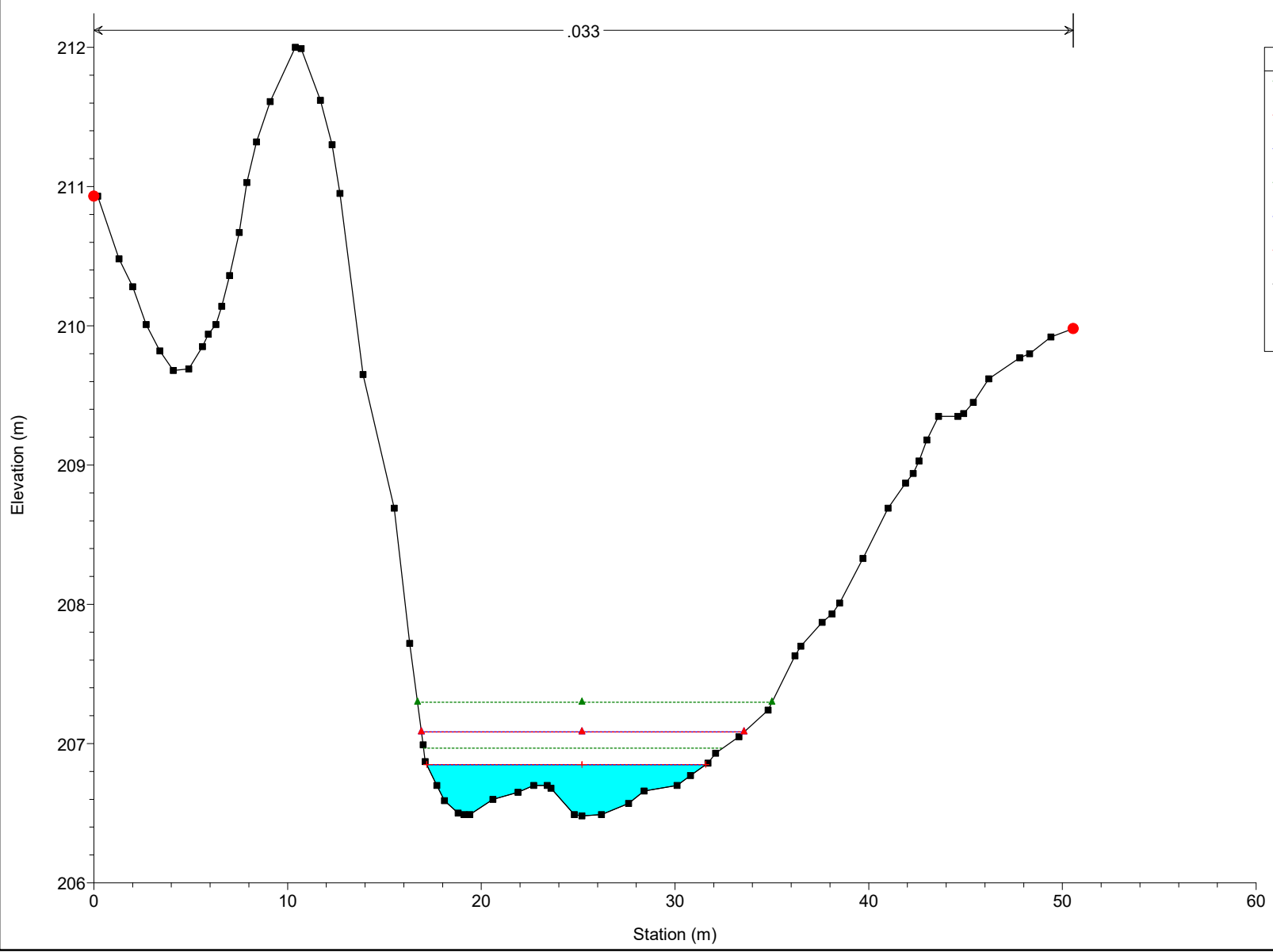




Persolar pfv Plan: Plan 01 1/7/2022



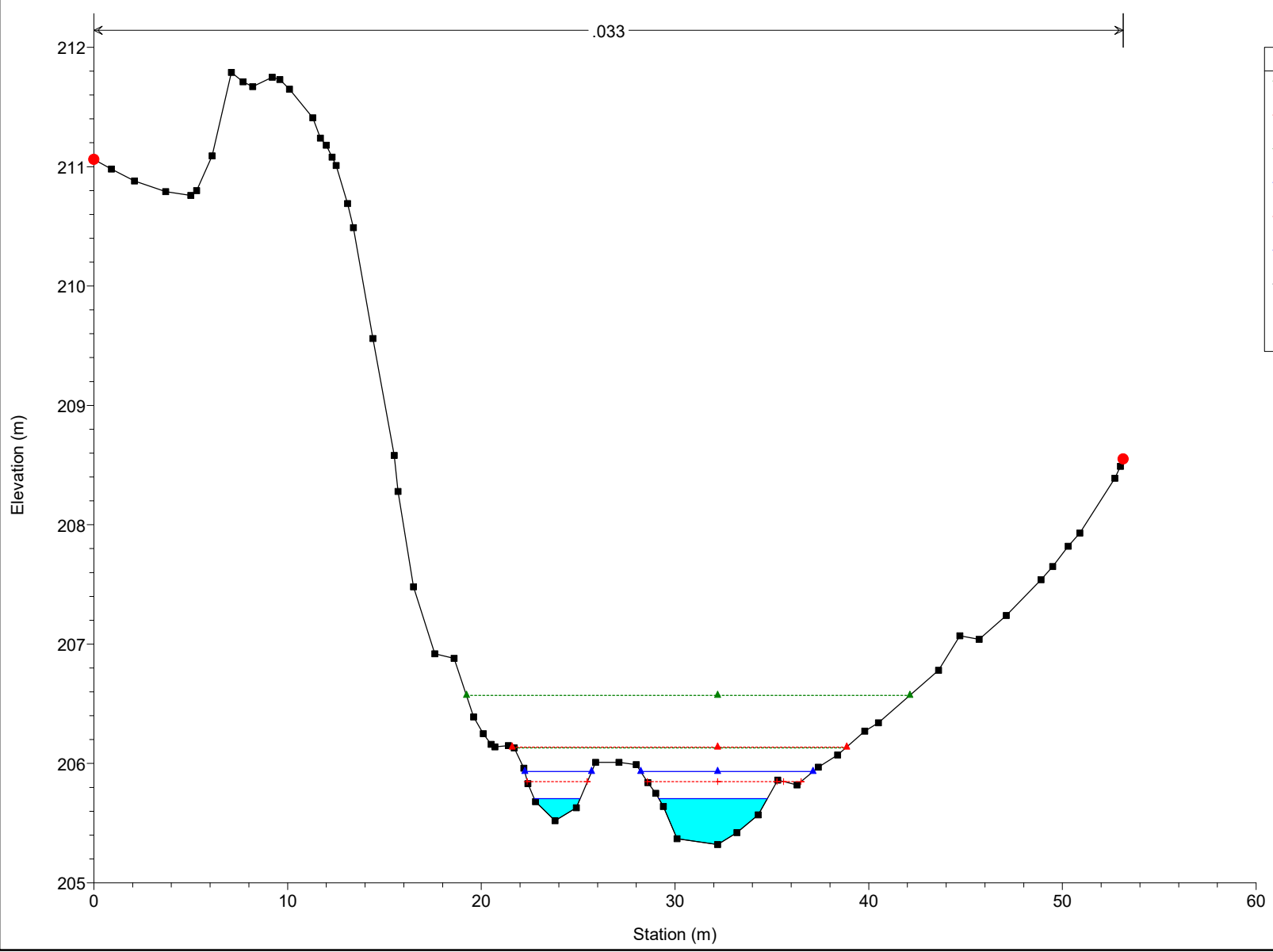




Legend

- EG PF 2
- Crit PF 2
- WS PF 2
- EG PF 1
- WS PF 1
- Crit PF 1
- Ground
- Bank Sta

Persolar pfv Plan: Plan 01 1/7/2022



Legend

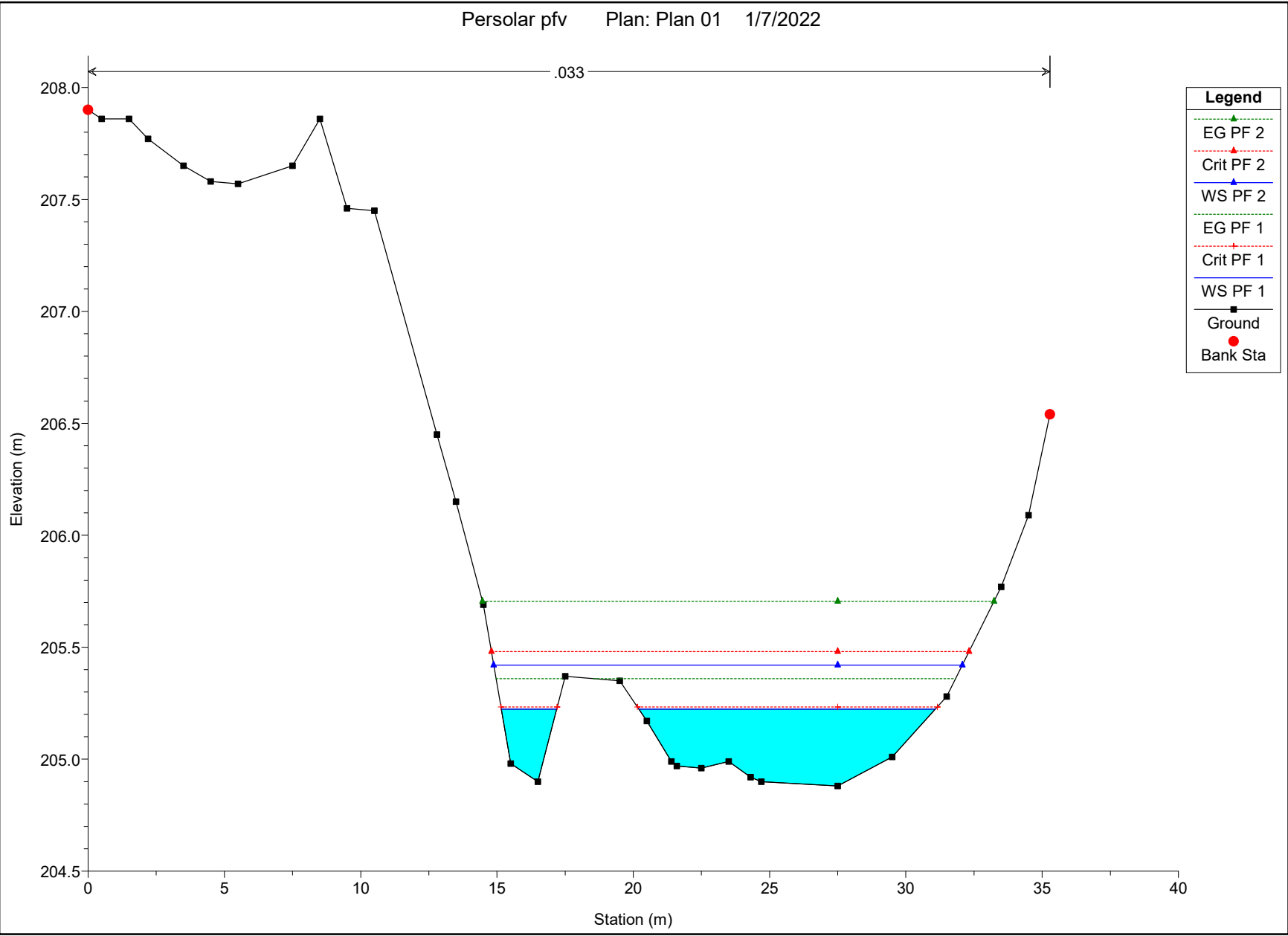
- EG PF 2 (green dotted line with triangle)
- Crit PF 2 (red dashed line with triangle)
- EG PF 1 (green dotted line with triangle)
- WS PF 2 (blue solid line with triangle)
- Crit PF 1 (red dashed line with triangle)
- WS PF 1 (blue solid line with triangle)
- Ground (black solid line with square)
- Bank Sta (red solid circle)

Persolar pfv Plan: Plan 01 1/7/2022

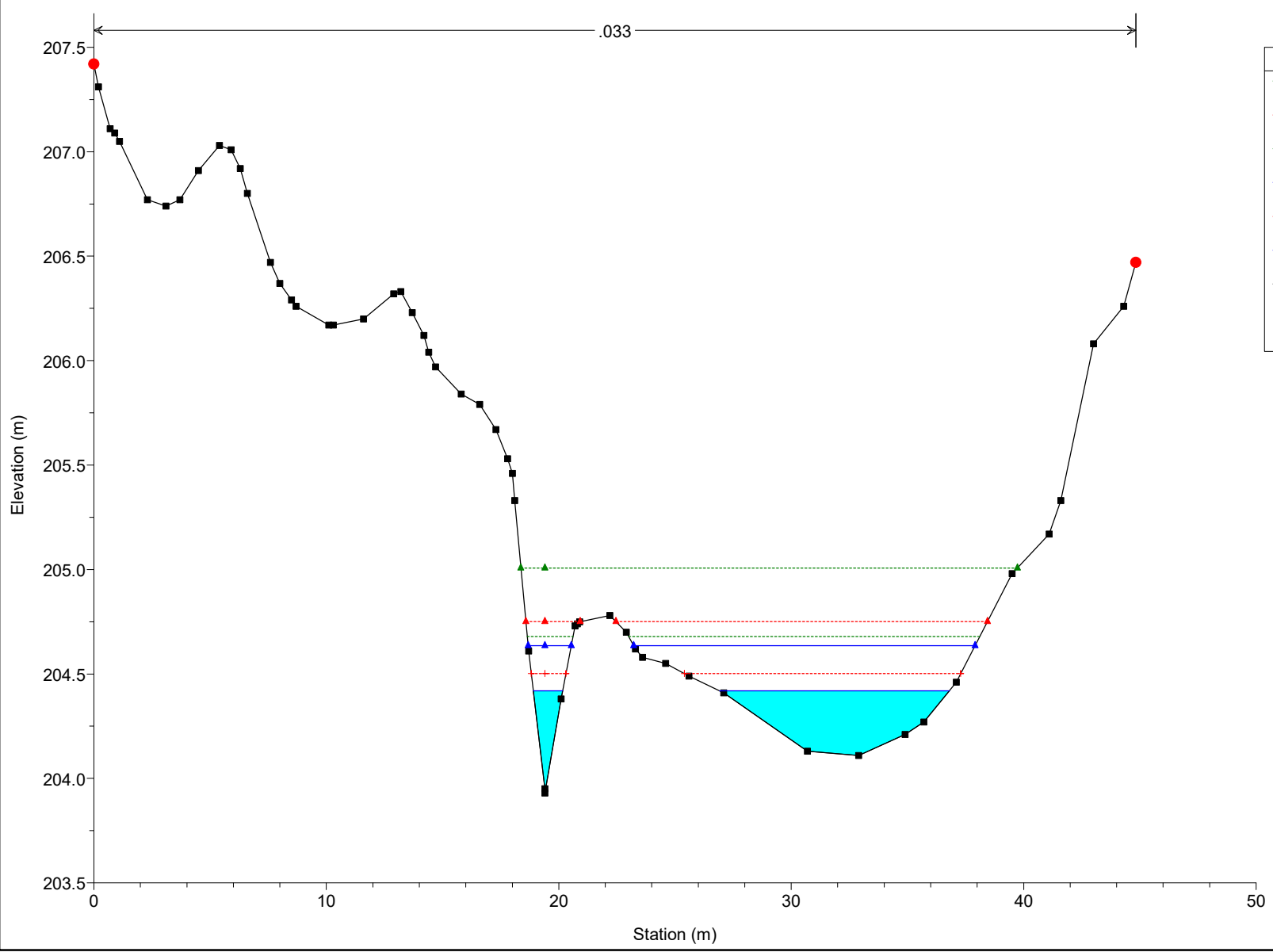
.033

Legend

- EG PF 2
- Crit PF 2
- WS PF 2
- EG PF 1
- Crit PF 1
- WS PF 1
- Ground
- Bank Sta

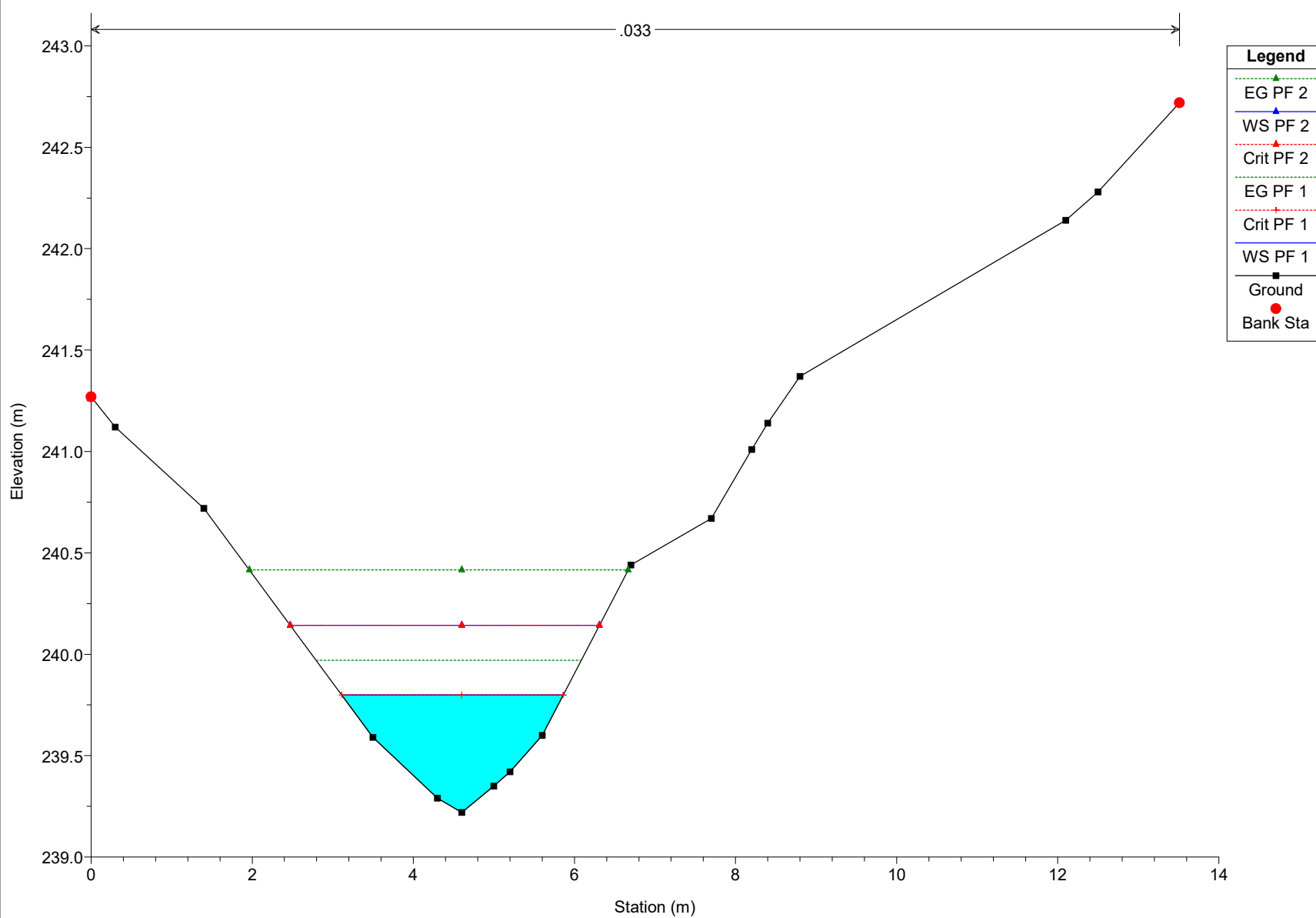


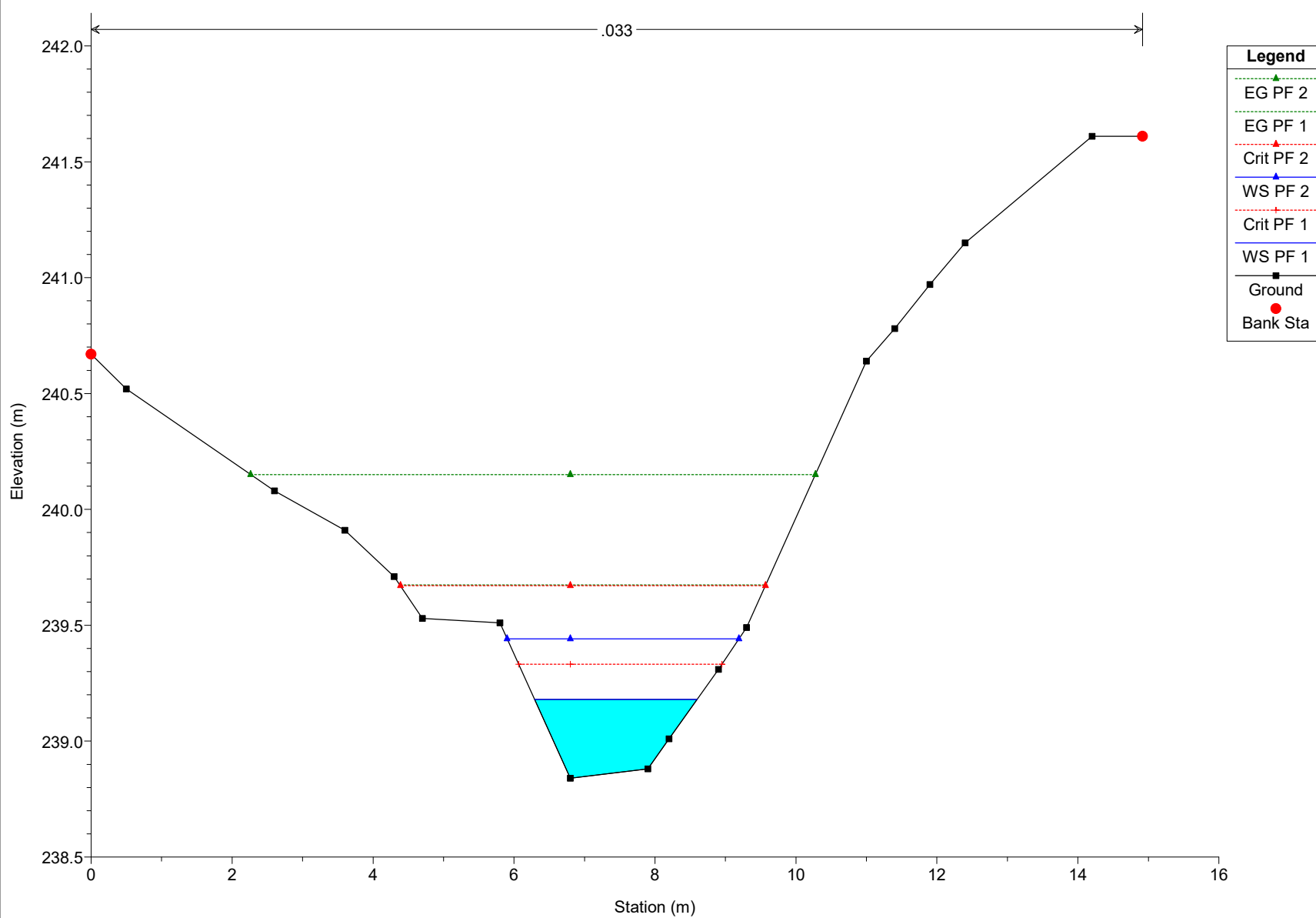
Persolar pfv Plan: Plan 01 1/7/2022



Legend

- EG PF 2 (Green dashed line with triangle)
- Crit PF 2 (Red dashed line with triangle)
- EG PF 1 (Green dashed line with triangle)
- WS PF 2 (Blue solid line with triangle)
- Crit PF 1 (Red dashed line with triangle)
- WS PF 1 (Blue solid line with triangle)
- Ground (Black solid line with square)
- Bank Sta (Red solid line with circle)

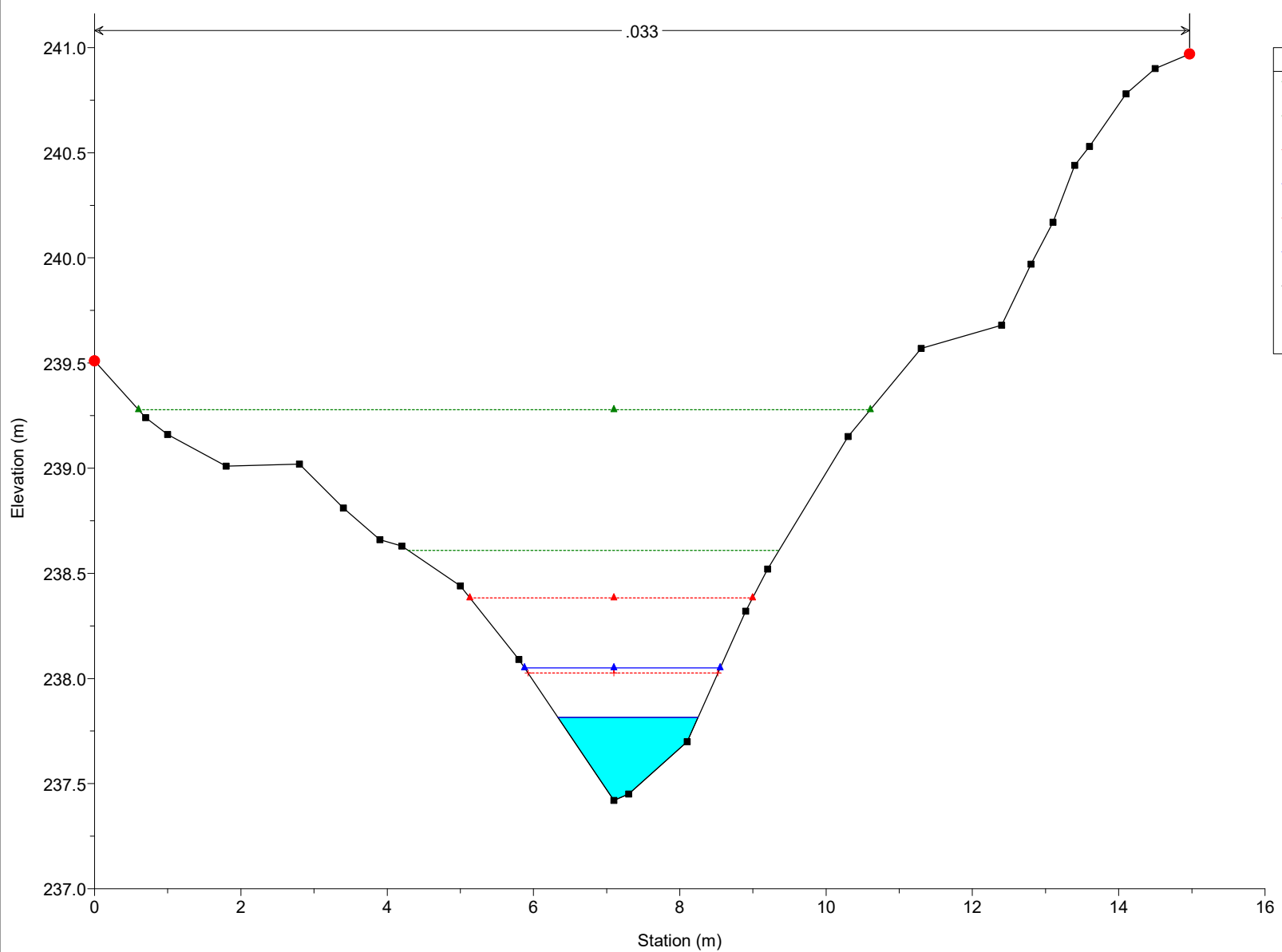




Legend

- EG PF 2 (Green dotted line with triangle marker)
- EG PF 1 (Green dotted line)
- Crit PF 2 (Red dotted line with triangle marker)
- WS PF 2 (Blue solid line with triangle marker)
- Crit PF 1 (Red dotted line with cross marker)
- WS PF 1 (Blue solid line)
- Ground (Black solid line with square marker)
- Bank Sta (Red solid circle)

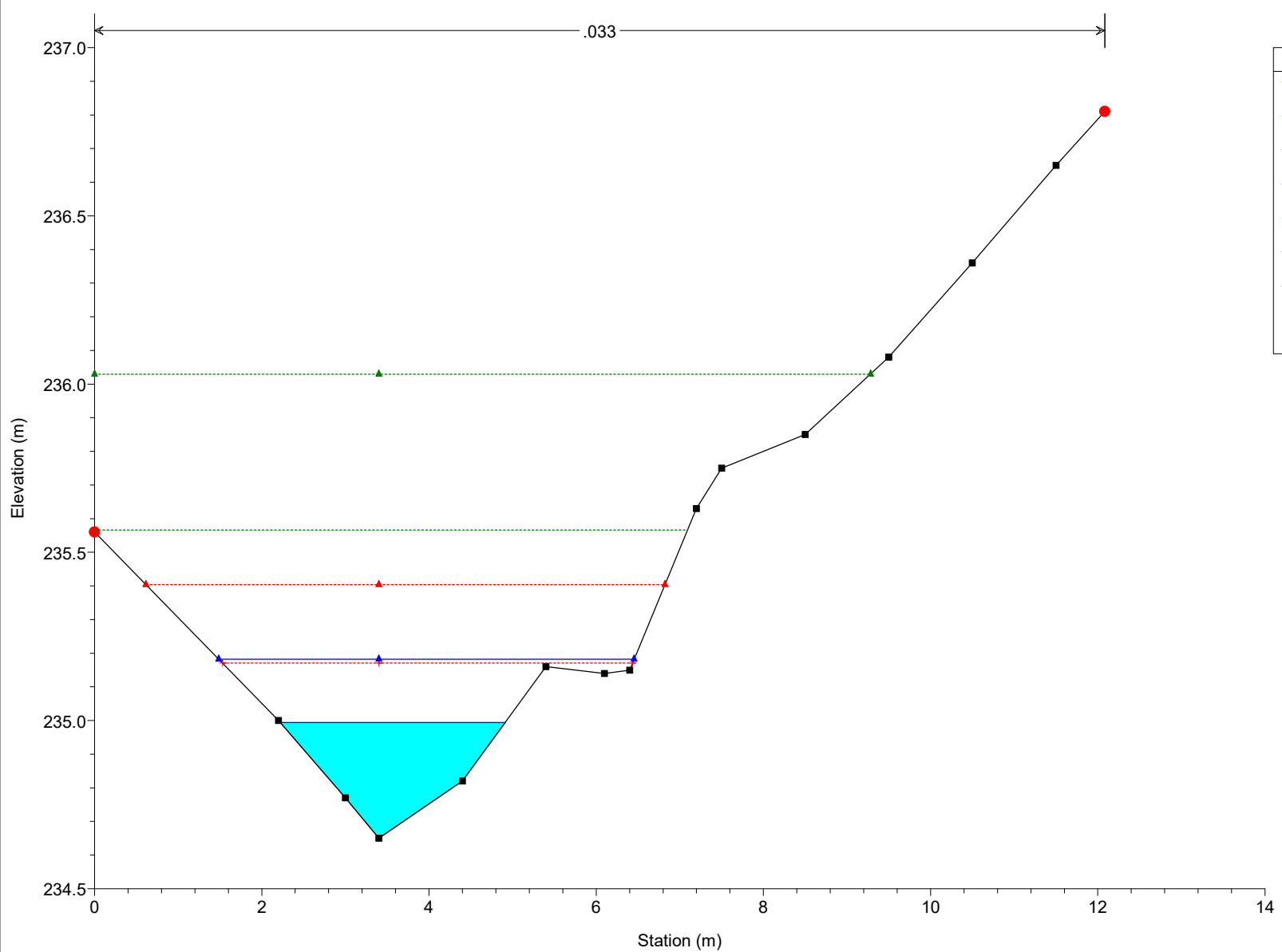
Persolar pfv Plan: Plan 01 1/7/2022



Legend

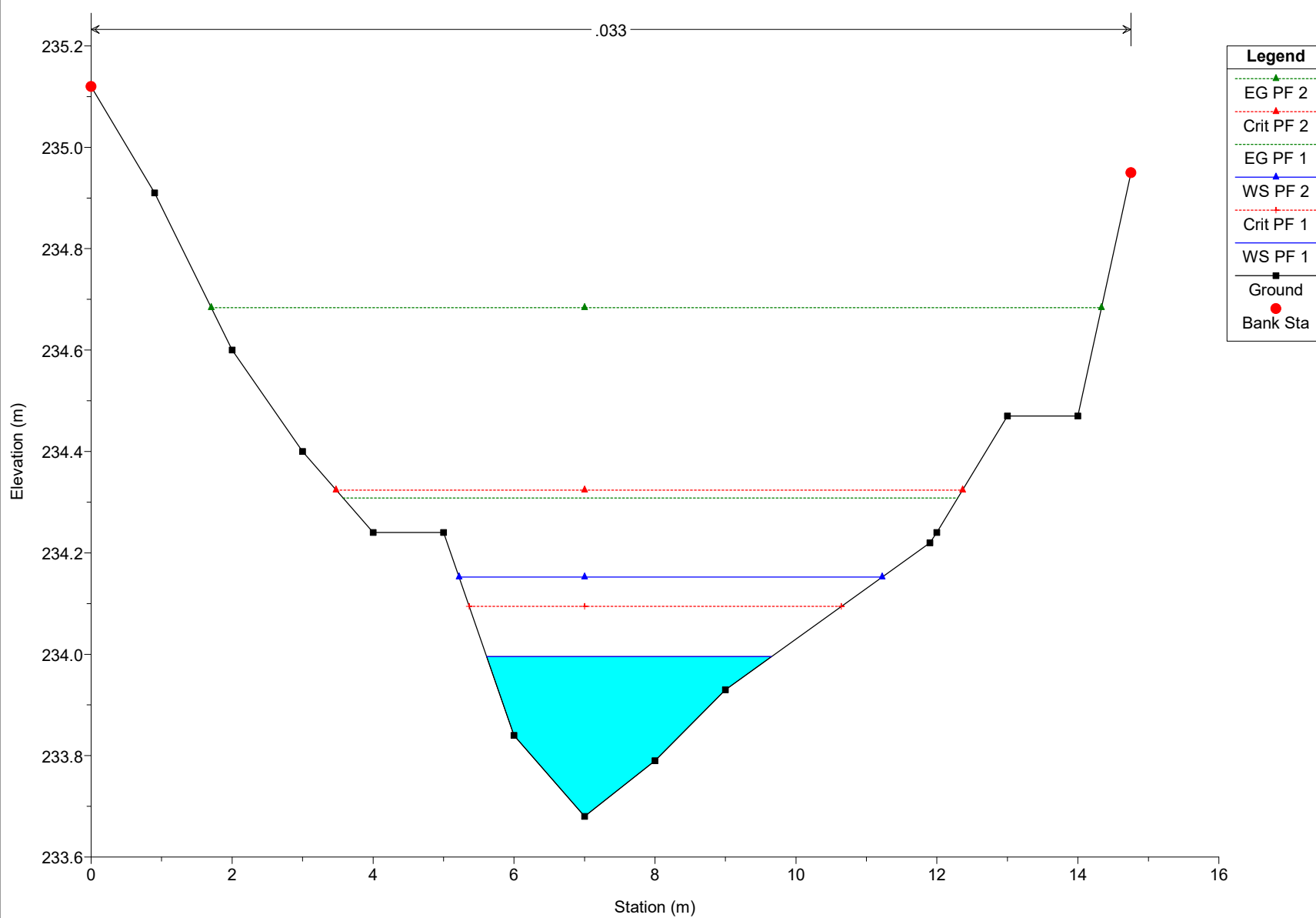
- EG PF 2
- EG PF 1
- Crit PF 2
- WS PF 2
- Crit PF 1
- WS PF 1
- Ground
- Bank Sta

Persolar pfv Plan: Plan 01 1/7/2022

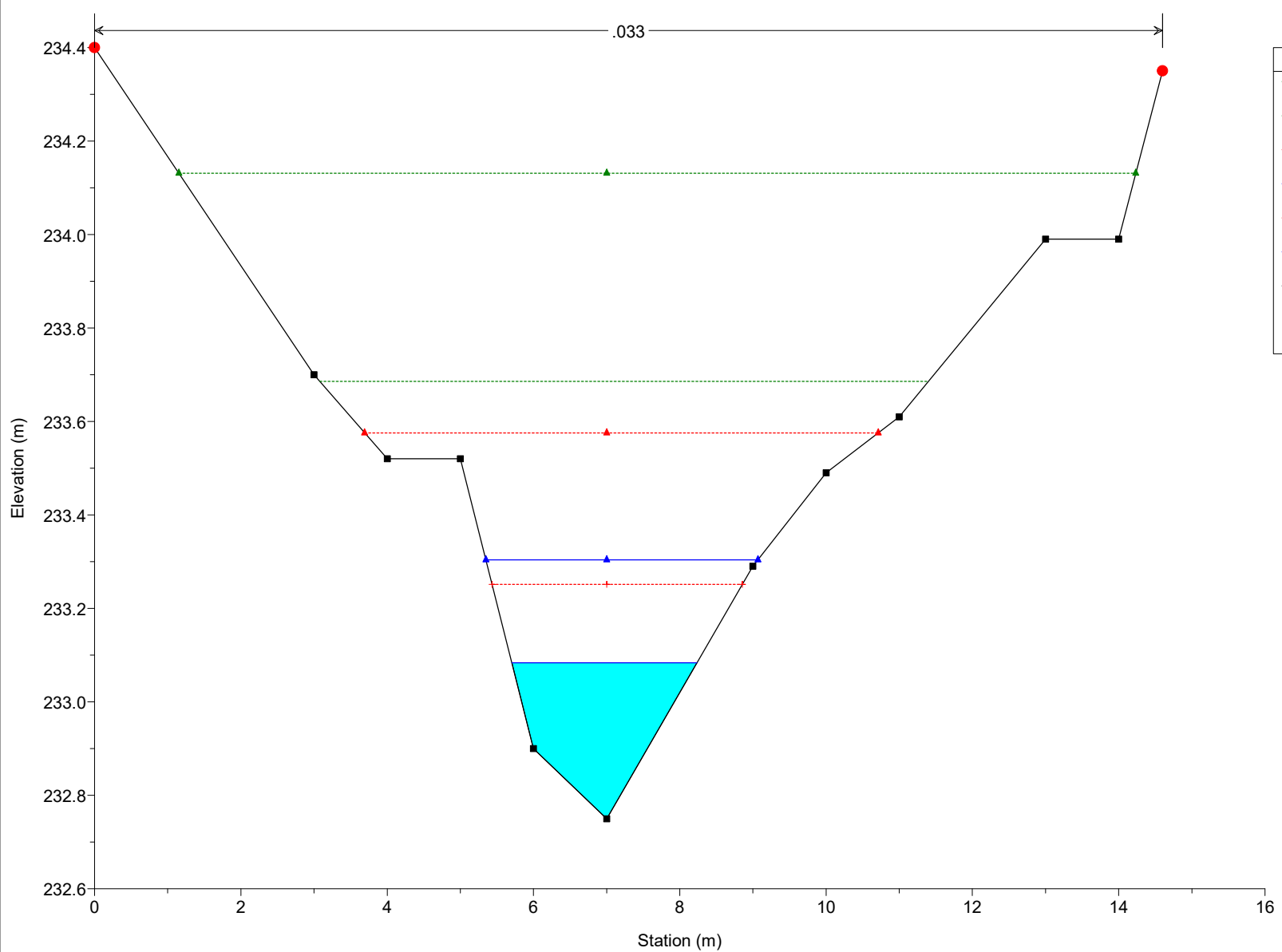


Legend

- EG PF 2 (Green dotted line with triangle)
- EG PF 1 (Green dotted line with triangle)
- Crit PF 2 (Red dotted line with triangle)
- WS PF 2 (Blue solid line with triangle)
- Crit PF 1 (Red dotted line with triangle)
- WS PF 1 (Blue solid line with triangle)
- Ground (Black solid line with square)
- Bank Sta (Red solid line with circle)



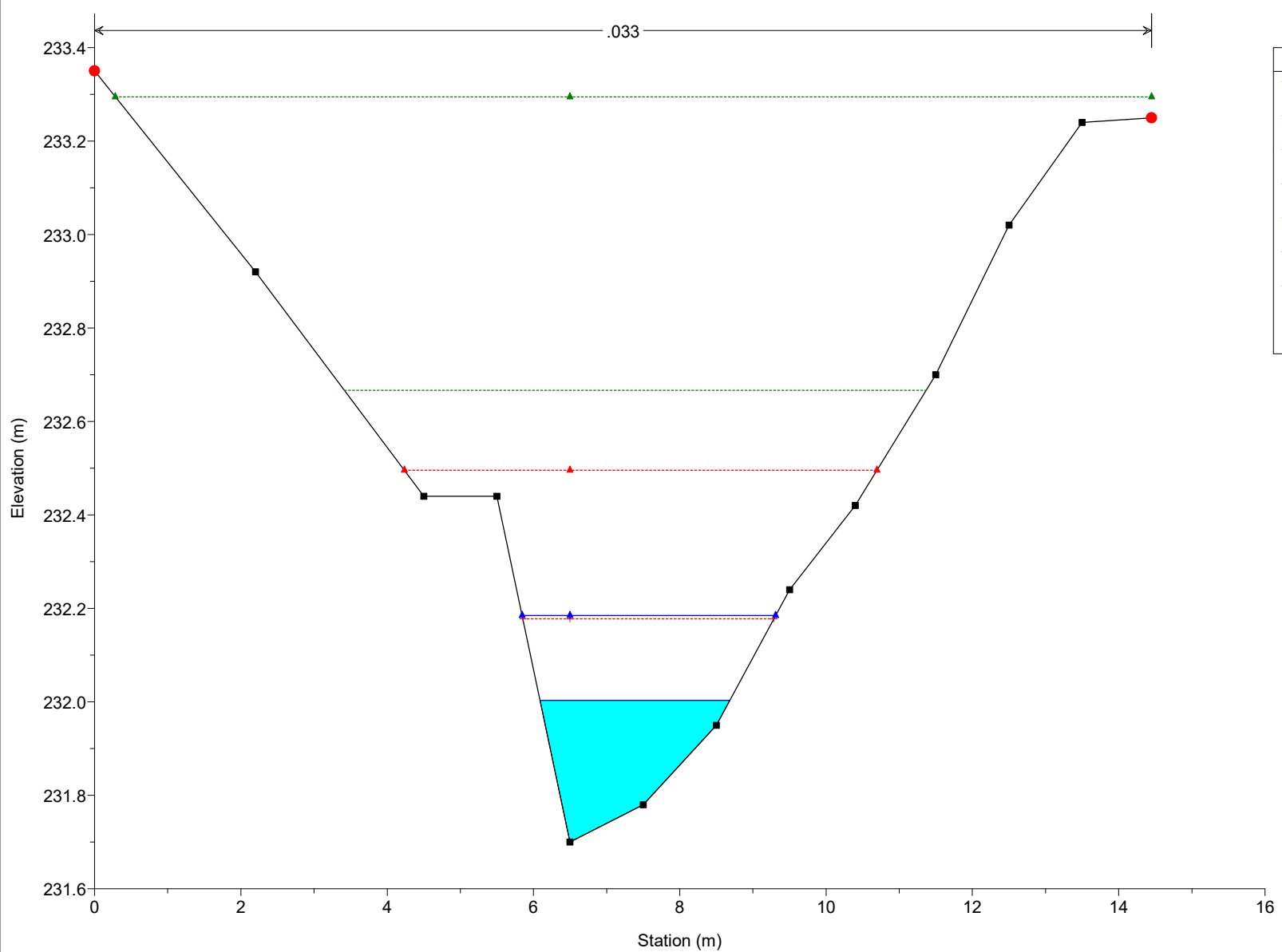
Persolar pfv Plan: Plan 01 1/7/2022



Legend

- EG PF 2
- EG PF 1
- Crit PF 2
- WS PF 2
- Crit PF 1
- WS PF 1
- Ground
- Bank Sta

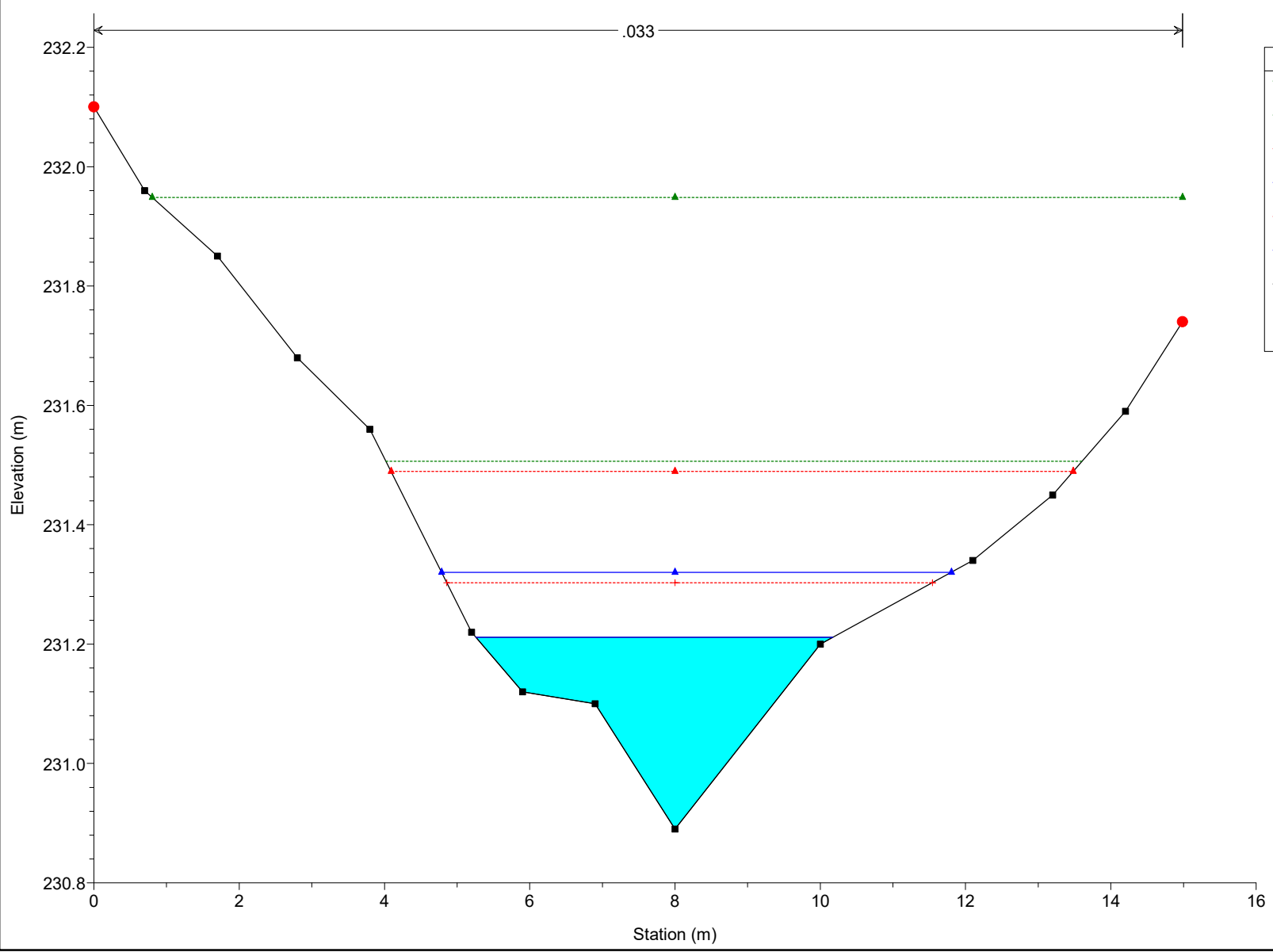
Persolar pfv Plan: Plan 01 1/7/2022



Legend

- EG PF 2
- EG PF 1
- Crit PF 2
- WS PF 2
- Crit PF 1
- WS PF 1
- Ground
- Bank Sta

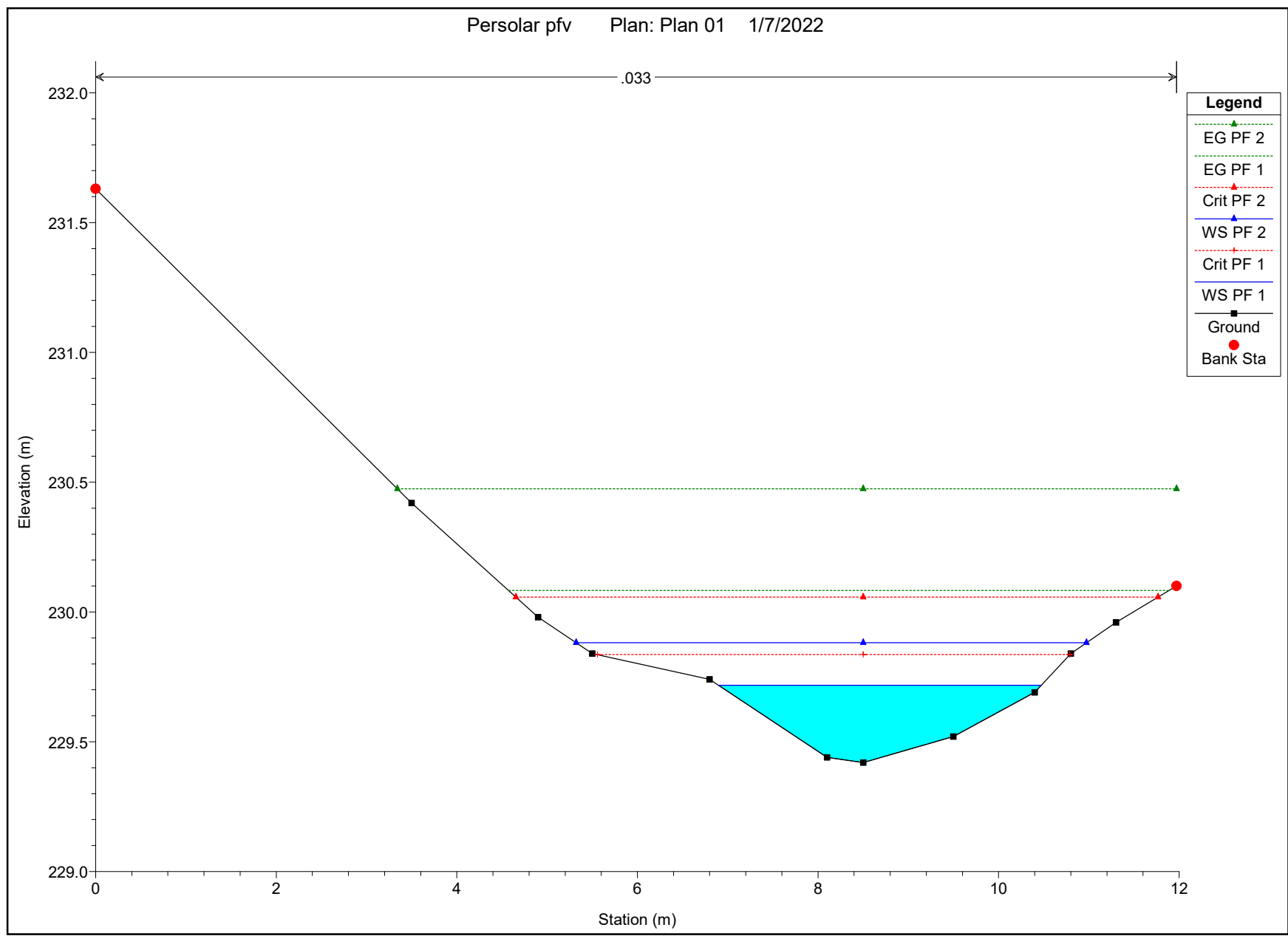
Persolar pfv Plan: Plan 01 1/7/2022



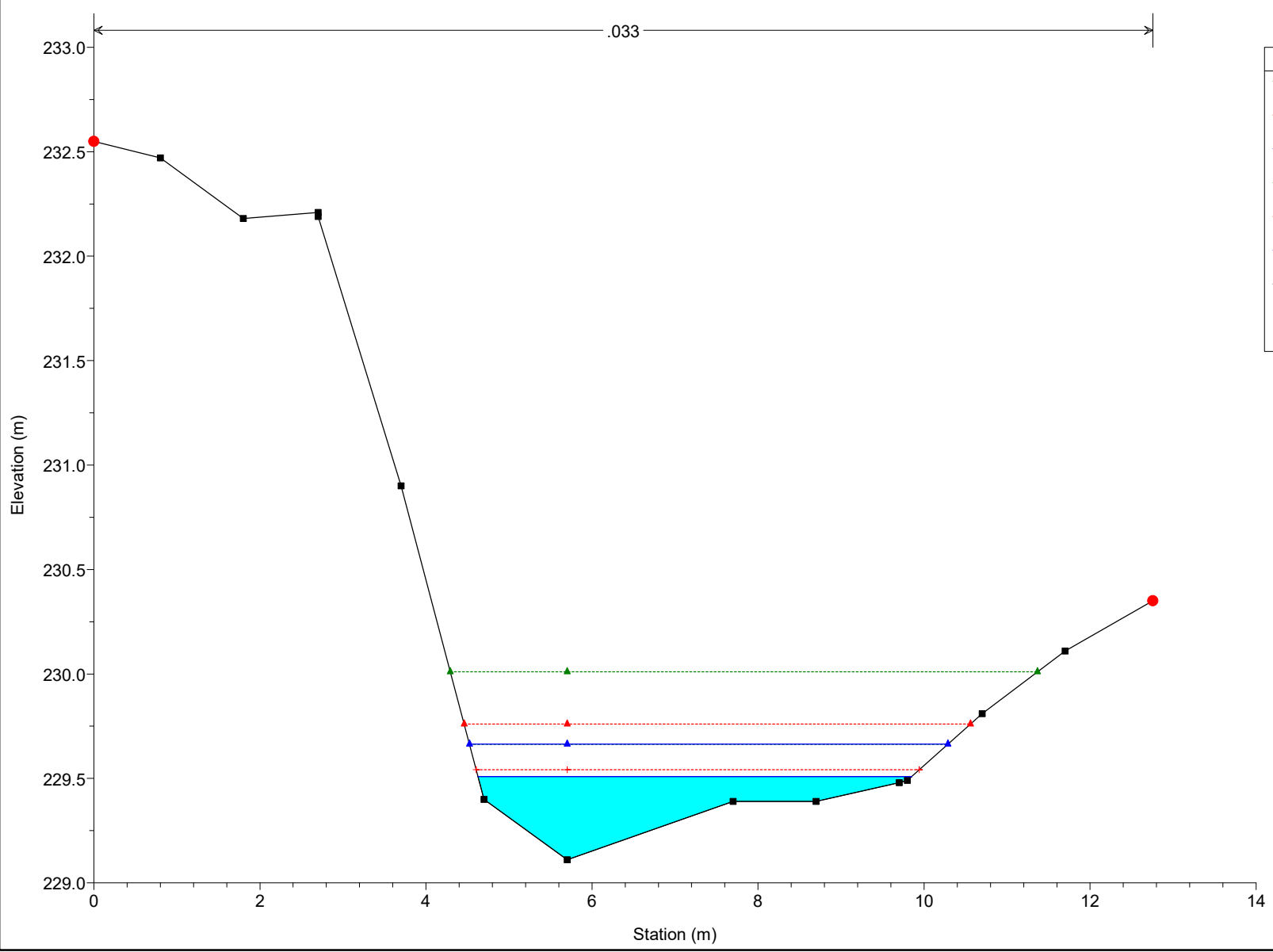
Legend

- EG PF 2
- EG PF 1
- Crit PF 2
- WS PF 2
- Crit PF 1
- WS PF 1
- Ground
- Bank Sta

Persolar pfv Plan: Plan 01 1/7/2022

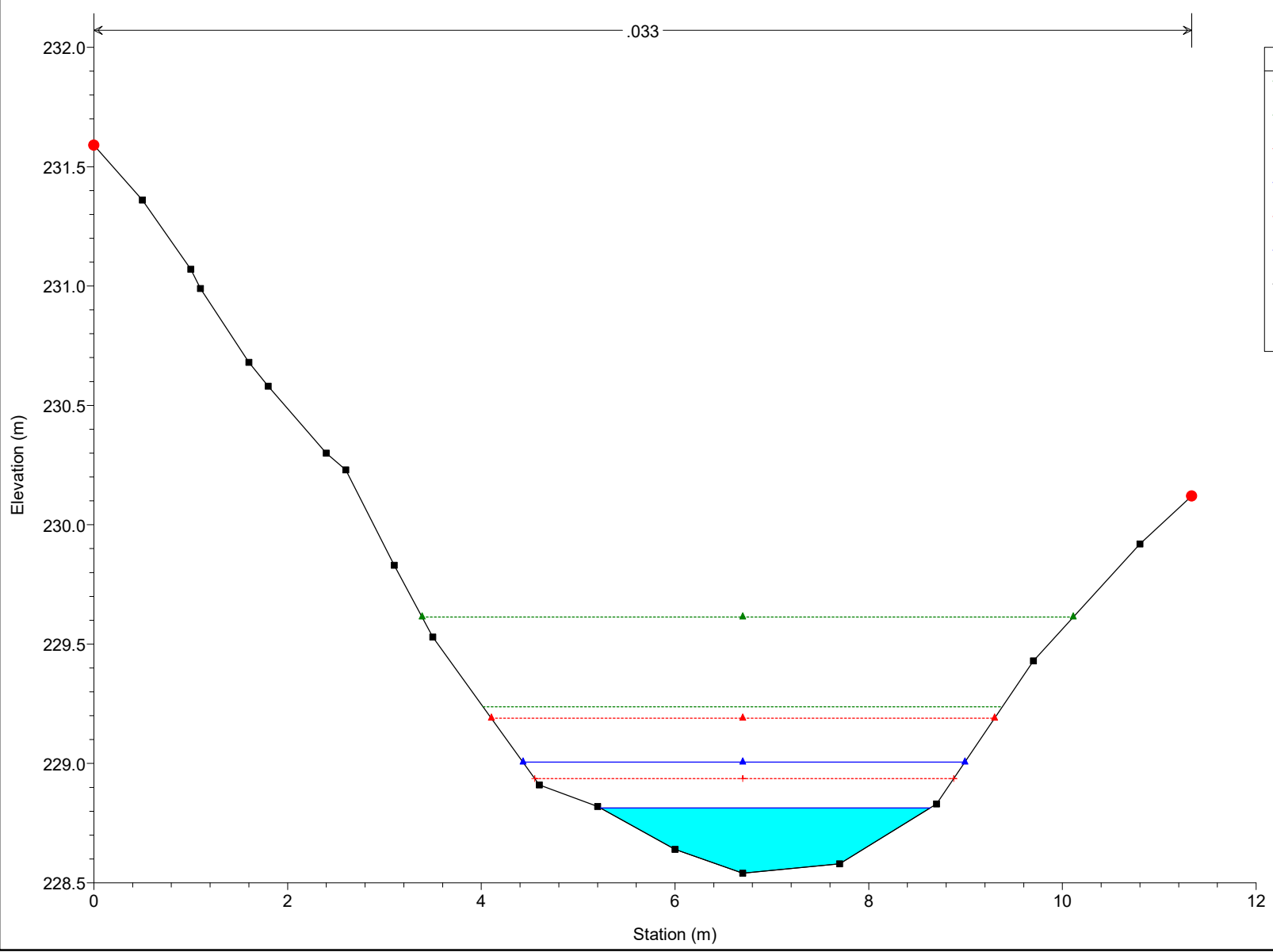


Persolar pfv Plan: Plan 01 1/7/2022



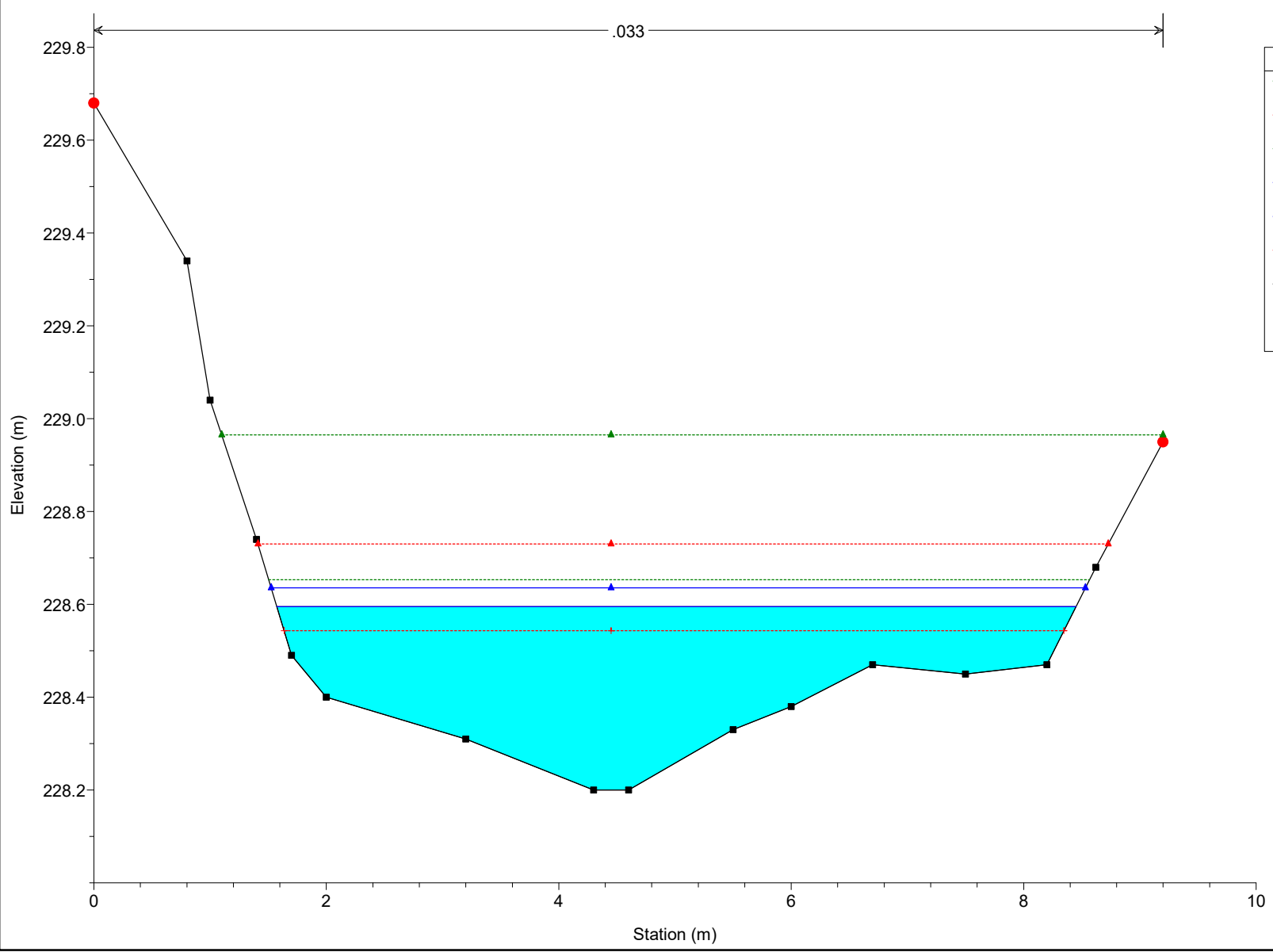
Legend

- EG PF 2
- Crit PF 2
- WS PF 2
- EG PF 1
- Crit PF 1
- WS PF 1
- Ground
- Bank Sta



Legend

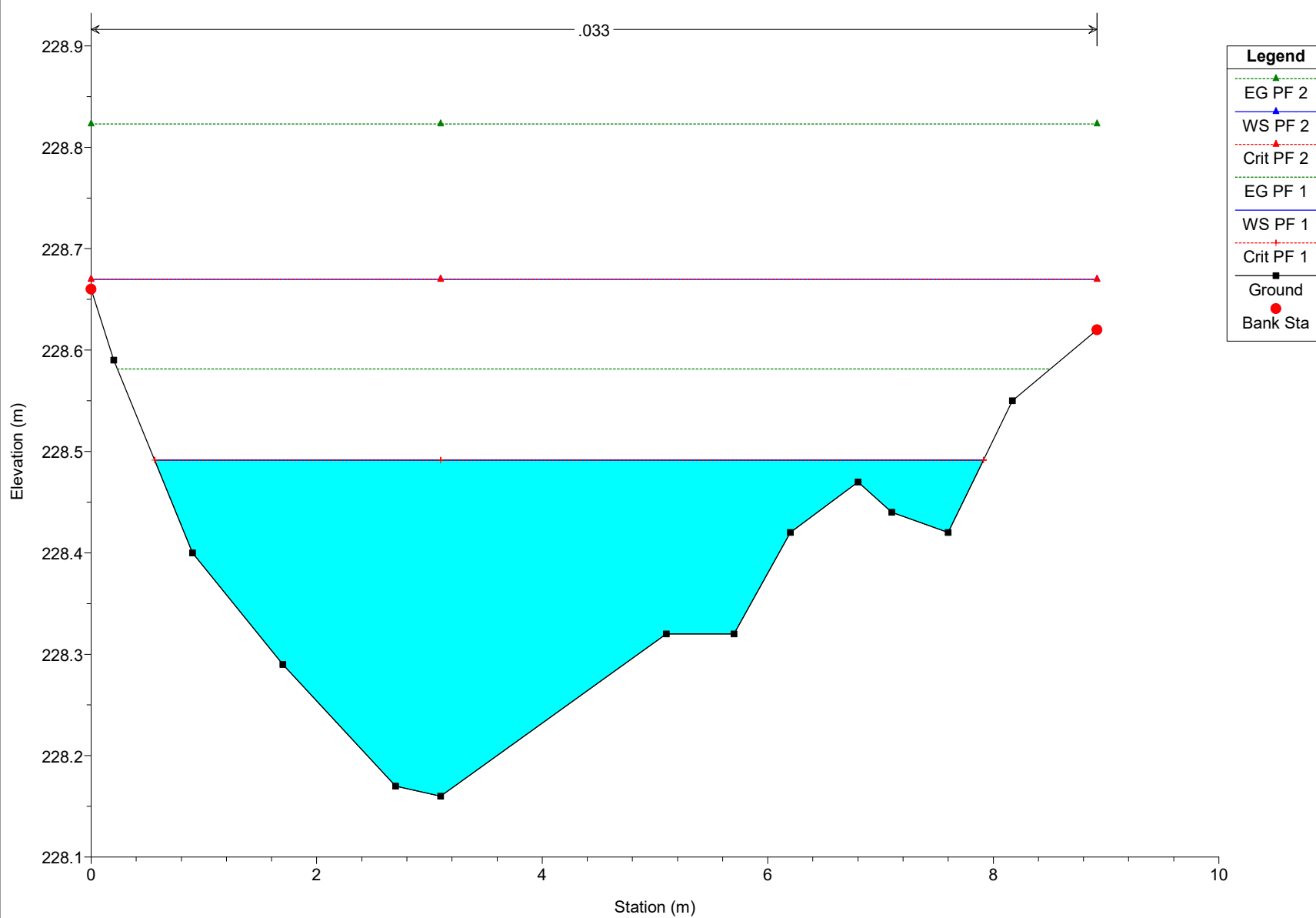
- EG PF 2 (Green dotted line with triangle)
- EG PF 1 (Green dashed line)
- Crit PF 2 (Red dotted line with triangle)
- WS PF 2 (Blue solid line with triangle)
- Crit PF 1 (Red dotted line with cross)
- WS PF 1 (Blue solid line)
- Ground (Black solid line with square)
- Bank Sta (Red solid circle)



Legend

- EG PF 2 (Green dashed line with triangle)
- Crit PF 2 (Red dashed line with triangle)
- EG PF 1 (Green dashed line with triangle)
- WS PF 2 (Blue solid line with triangle)
- WS PF 1 (Red solid line with triangle)
- Crit PF 1 (Red dashed line with triangle)
- Ground (Black solid line with square)
- Bank Sta (Red solid circle)

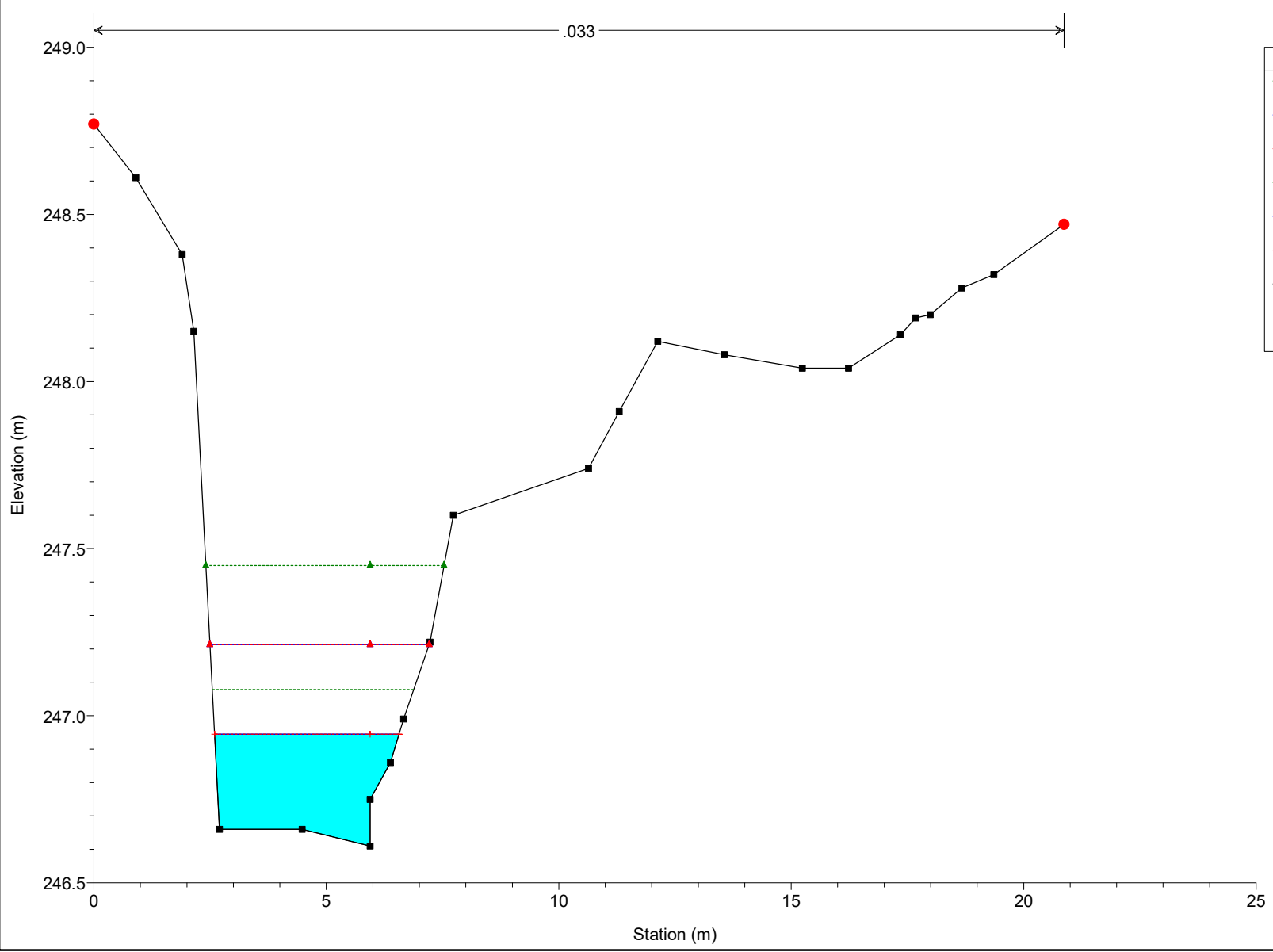
Persolar pfv Plan: Plan 01 1/7/2022



Legend

- EG PF 2
- WS PF 2
- Crit PF 2
- EG PF 1
- WS PF 1
- Crit PF 1
- Ground
- Bank Sta

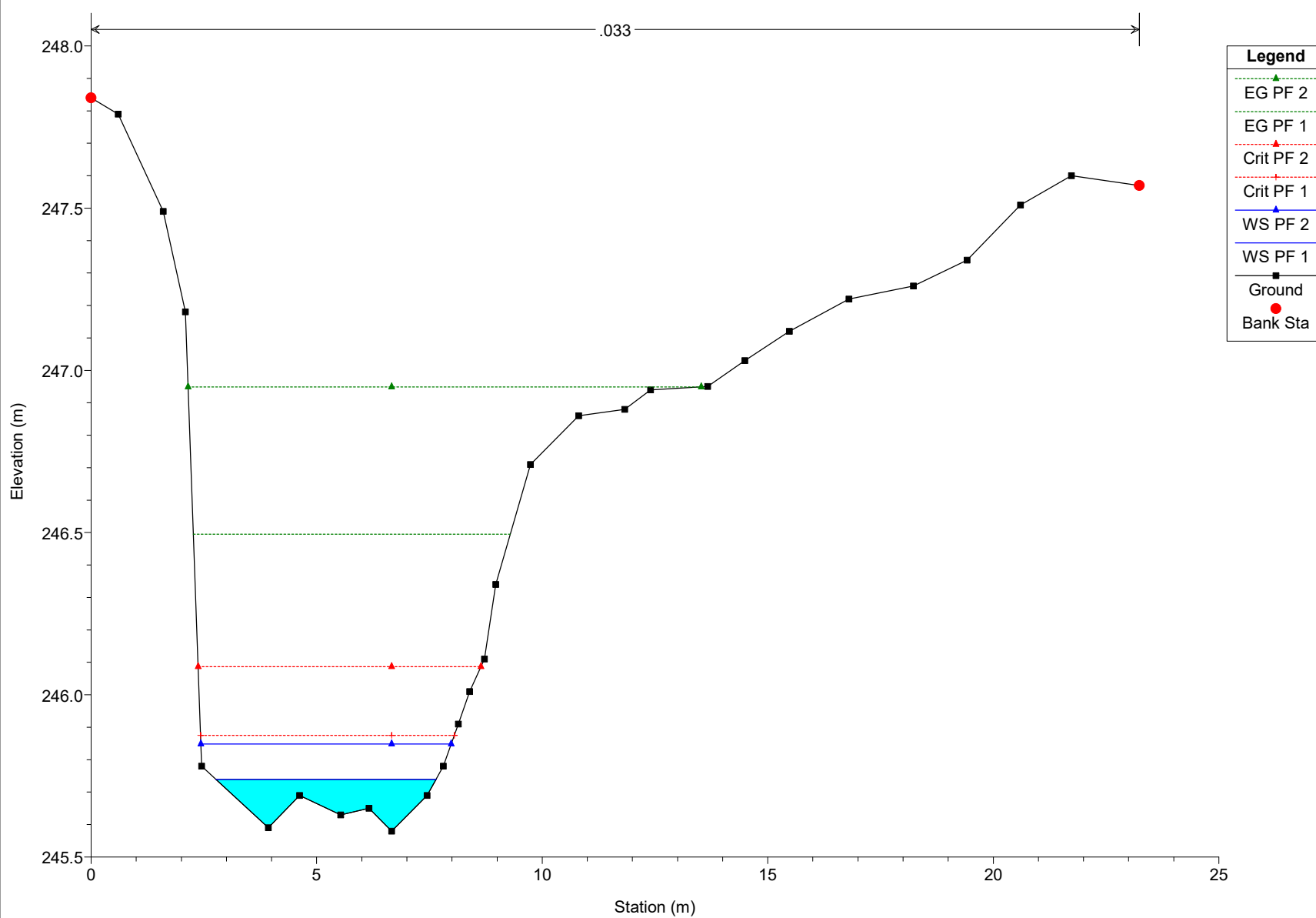
Persolar pfv Plan: Plan 01 1/7/2022



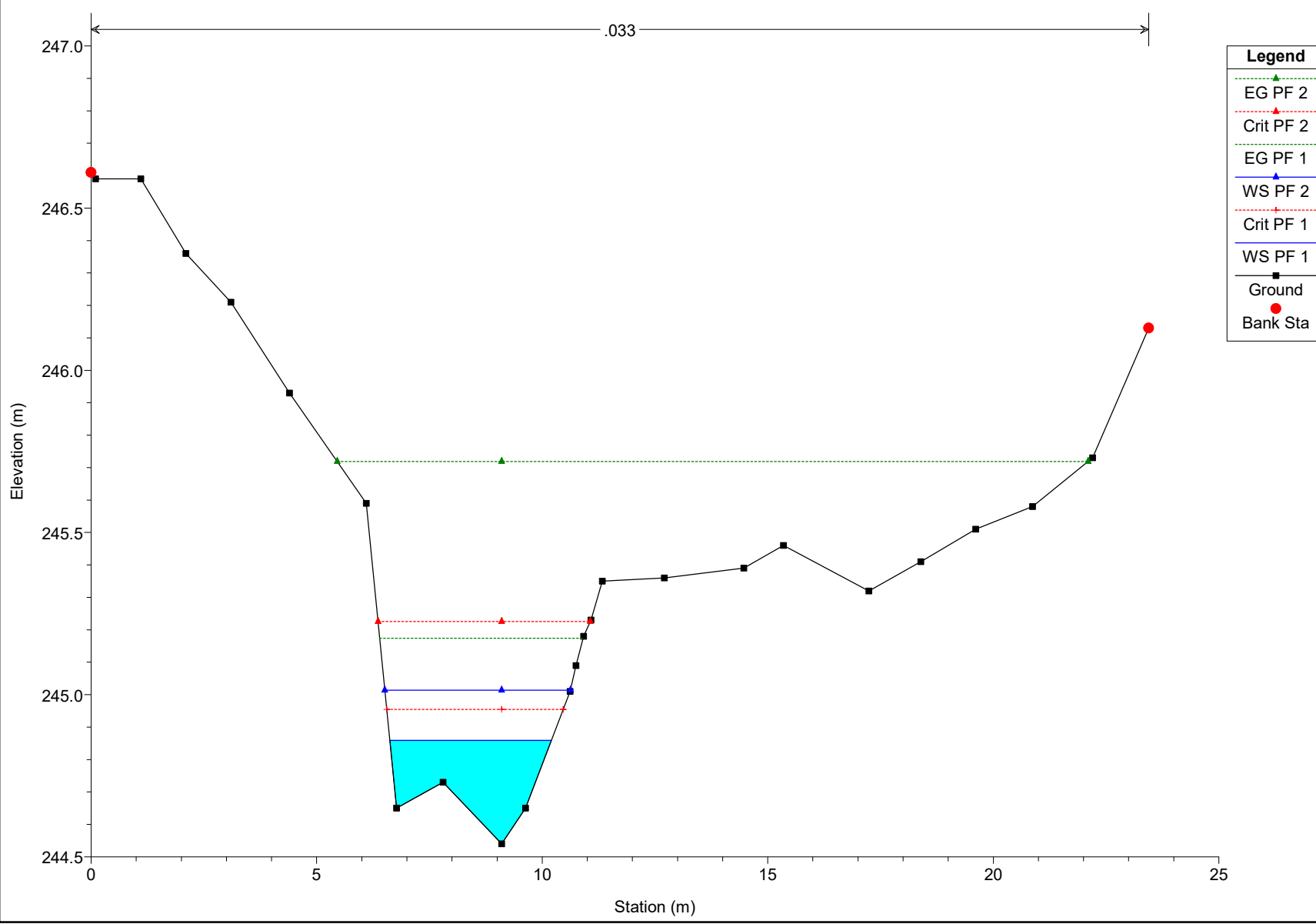
Legend

- EG PF 2 (Green dashed line with triangle marker)
- WS PF 2 (Blue solid line with triangle marker)
- Crit PF 2 (Red dashed line with triangle marker)
- EG PF 1 (Green dashed line with triangle marker)
- WS PF 1 (Blue solid line with triangle marker)
- Crit PF 1 (Red dashed line with triangle marker)
- Ground (Black solid line with square marker)
- Bank Sta (Red solid line with circle marker)

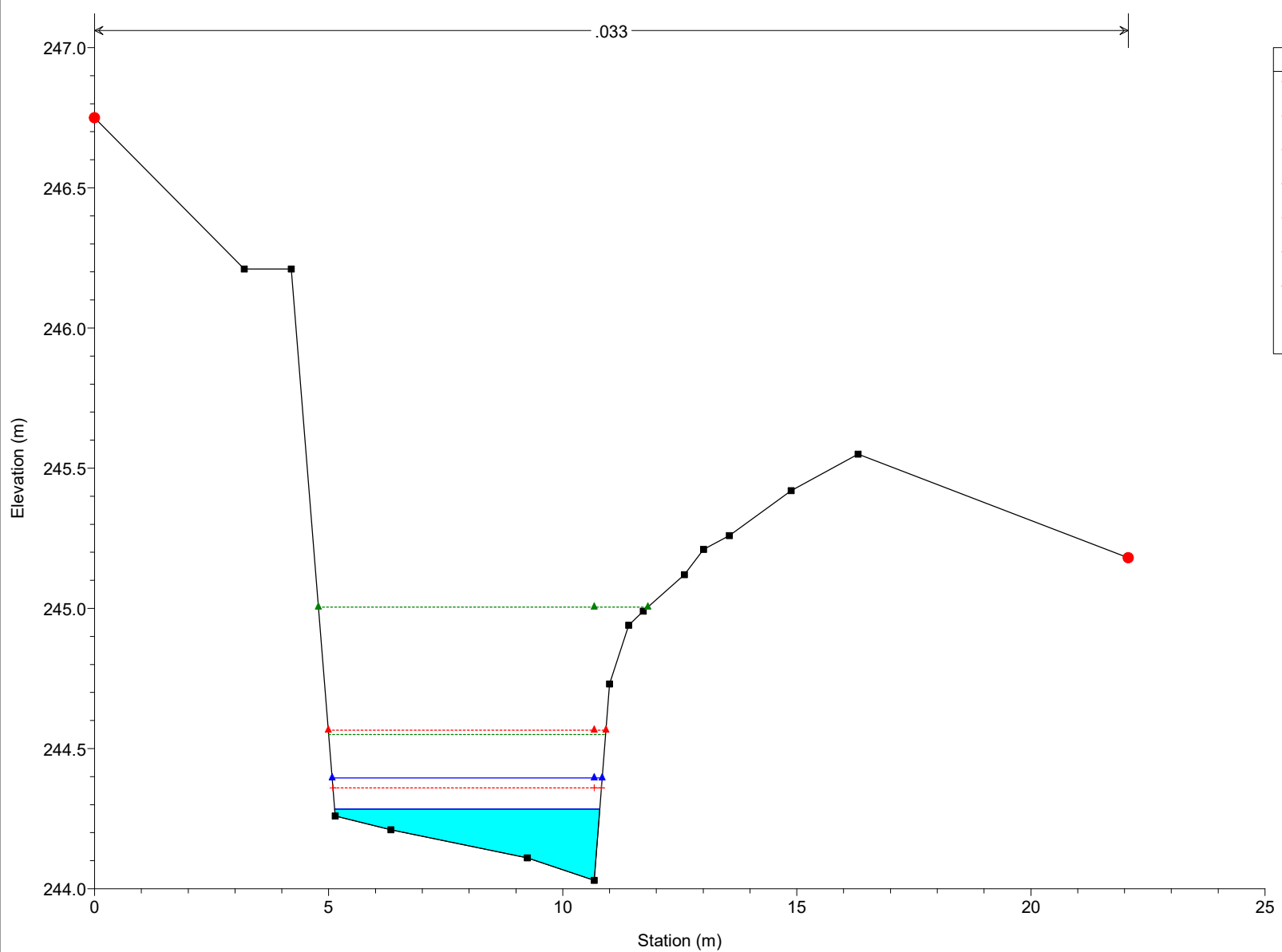
Persolar pfv Plan: Plan 01 1/7/2022



- Legend**
- EG PF 2
 - EG PF 1
 - Crit PF 2
 - Crit PF 1
 - WS PF 2
 - WS PF 1
 - Ground
 - Bank Sta



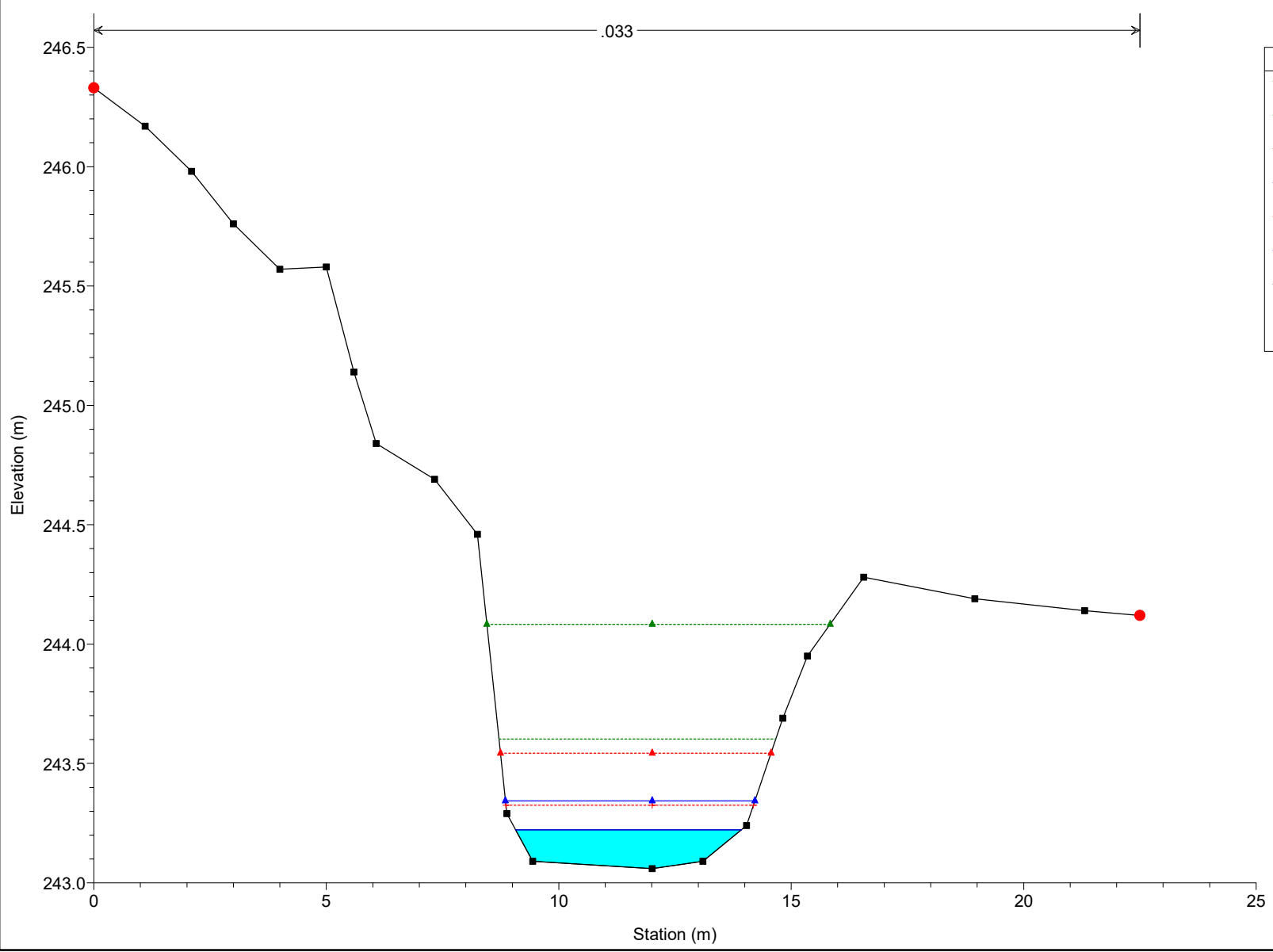
Persolar pfv Plan: Plan 01 1/7/2022



Legend

- EG PF 2 (Green dashed line with triangle)
- Crit PF 2 (Red dashed line with triangle)
- EG PF 1 (Green dashed line with triangle)
- WS PF 2 (Blue solid line with triangle)
- Crit PF 1 (Red dashed line with triangle)
- WS PF 1 (Blue solid line with triangle)
- Ground (Black solid line with square)
- Bank Sta (Red solid circle)

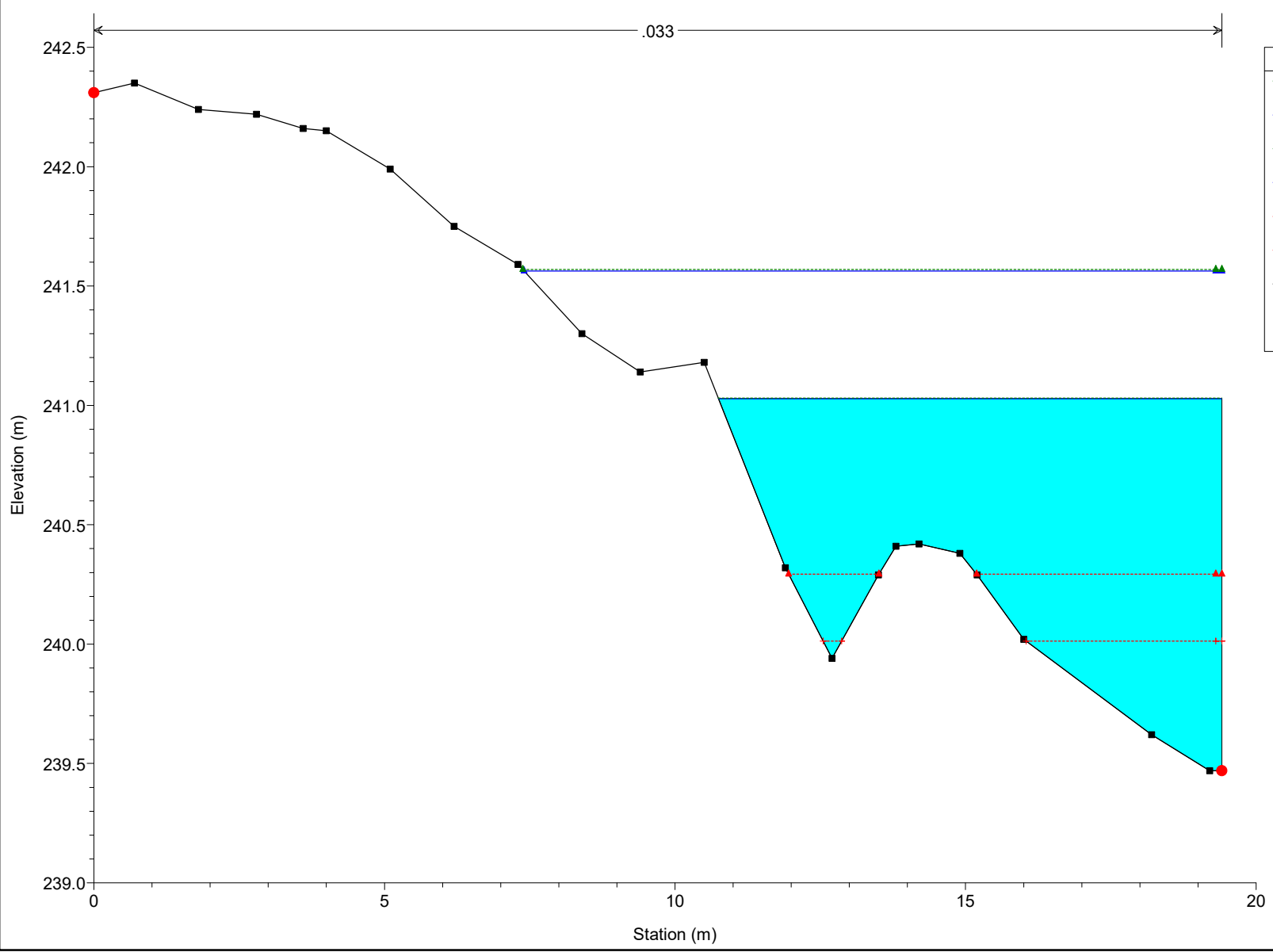
Persolar pfv Plan: Plan 01 1/7/2022



Legend

- EG PF 2 (dotted green line with triangle)
- EG PF 1 (dotted green line)
- Crit PF 2 (dashed red line with triangle)
- WS PF 2 (solid blue line with triangle)
- Crit PF 1 (dotted red line with triangle)
- WS PF 1 (solid blue line)
- Ground (solid black line with square)
- Bank Sta (red circle)

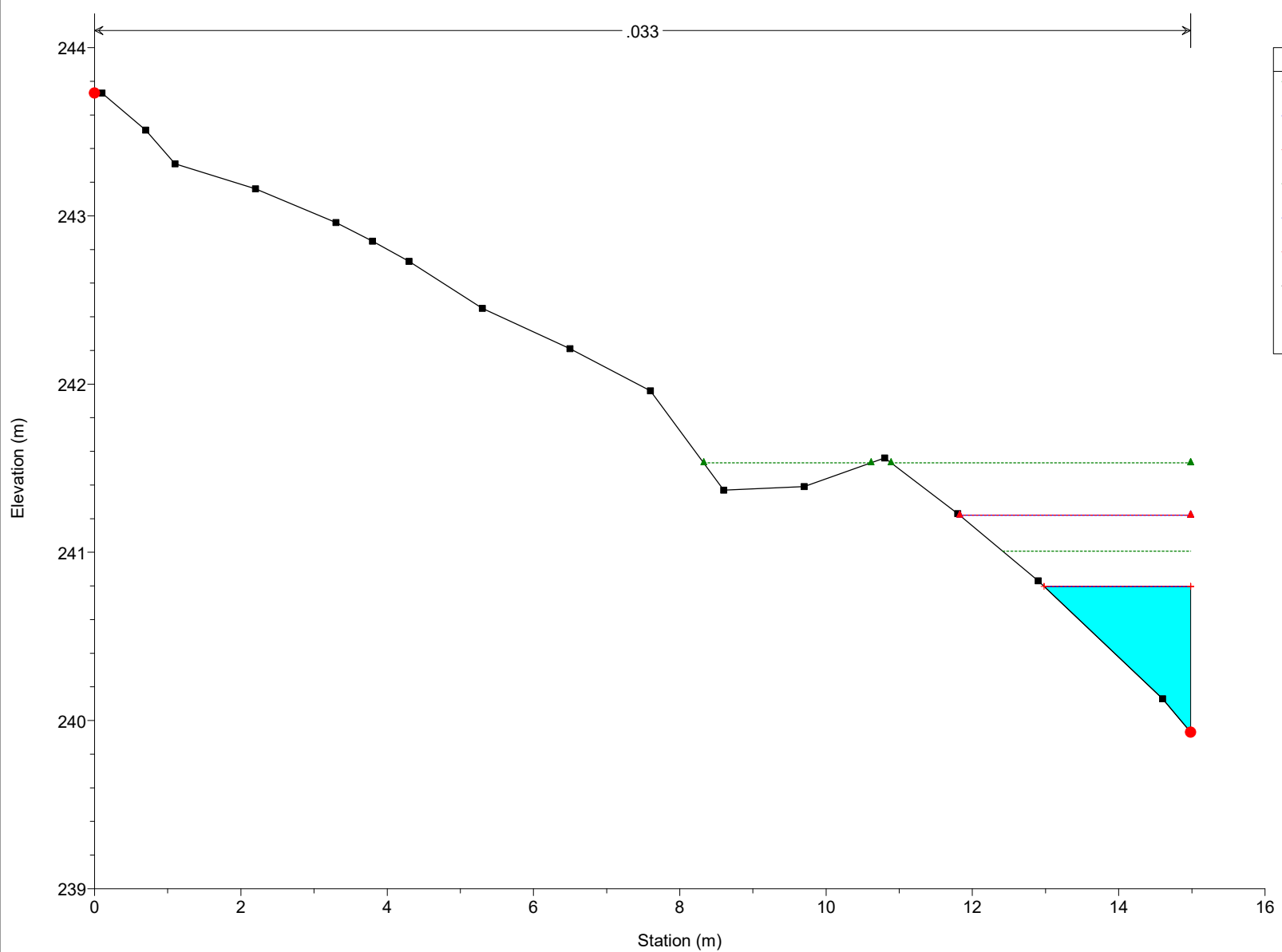
Persolar pfv Plan: Plan 01 1/7/2022



Legend

- EG PF 2
- WS PF 2
- EG PF 1
- WS PF 1
- Crit PF 2
- Crit PF 1
- Ground
- Bank Sta

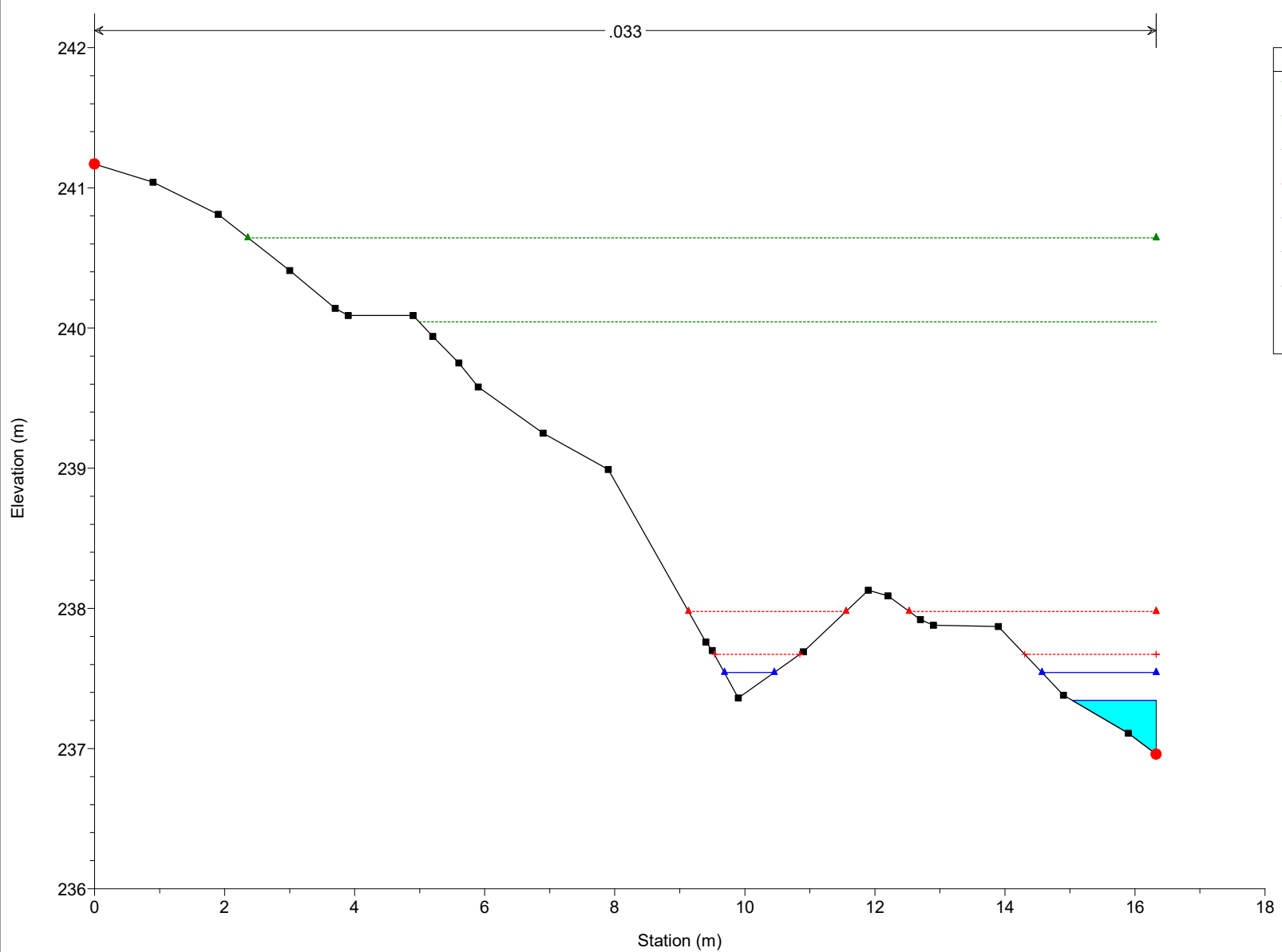
Persolar pfv Plan: Plan 01 1/7/2022



Legend

- EG PF 2 (Green dotted line with triangle marker)
- WS PF 2 (Blue solid line with triangle marker)
- Crit PF 2 (Red dashed line with triangle marker)
- EG PF 1 (Green dotted line with triangle marker)
- WS PF 1 (Blue solid line with triangle marker)
- Crit PF 1 (Red dashed line with triangle marker)
- Ground (Black solid line with square marker)
- Bank Sta (Red solid circle)

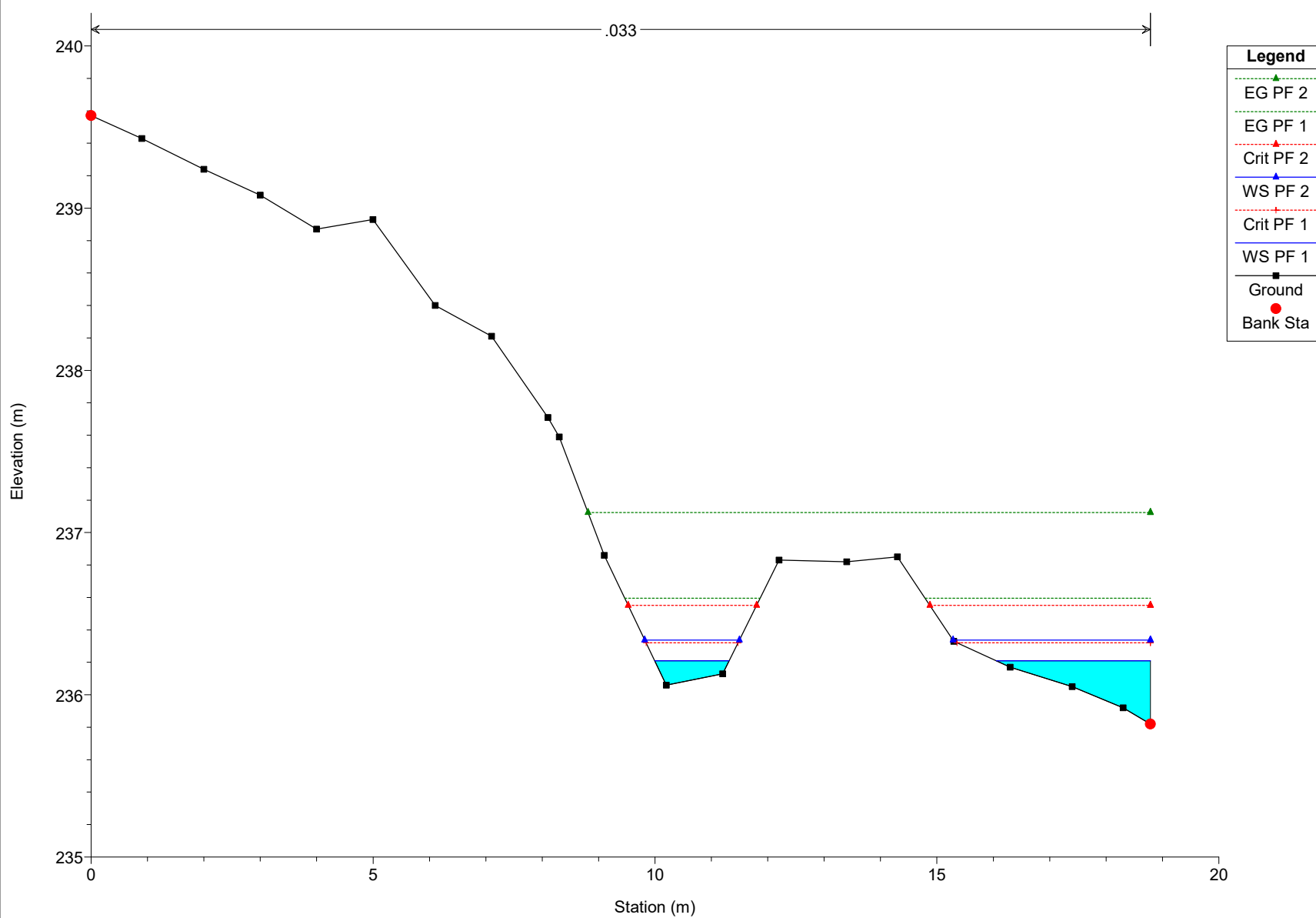
Persolar pfv Plan: Plan 01 1/7/2022



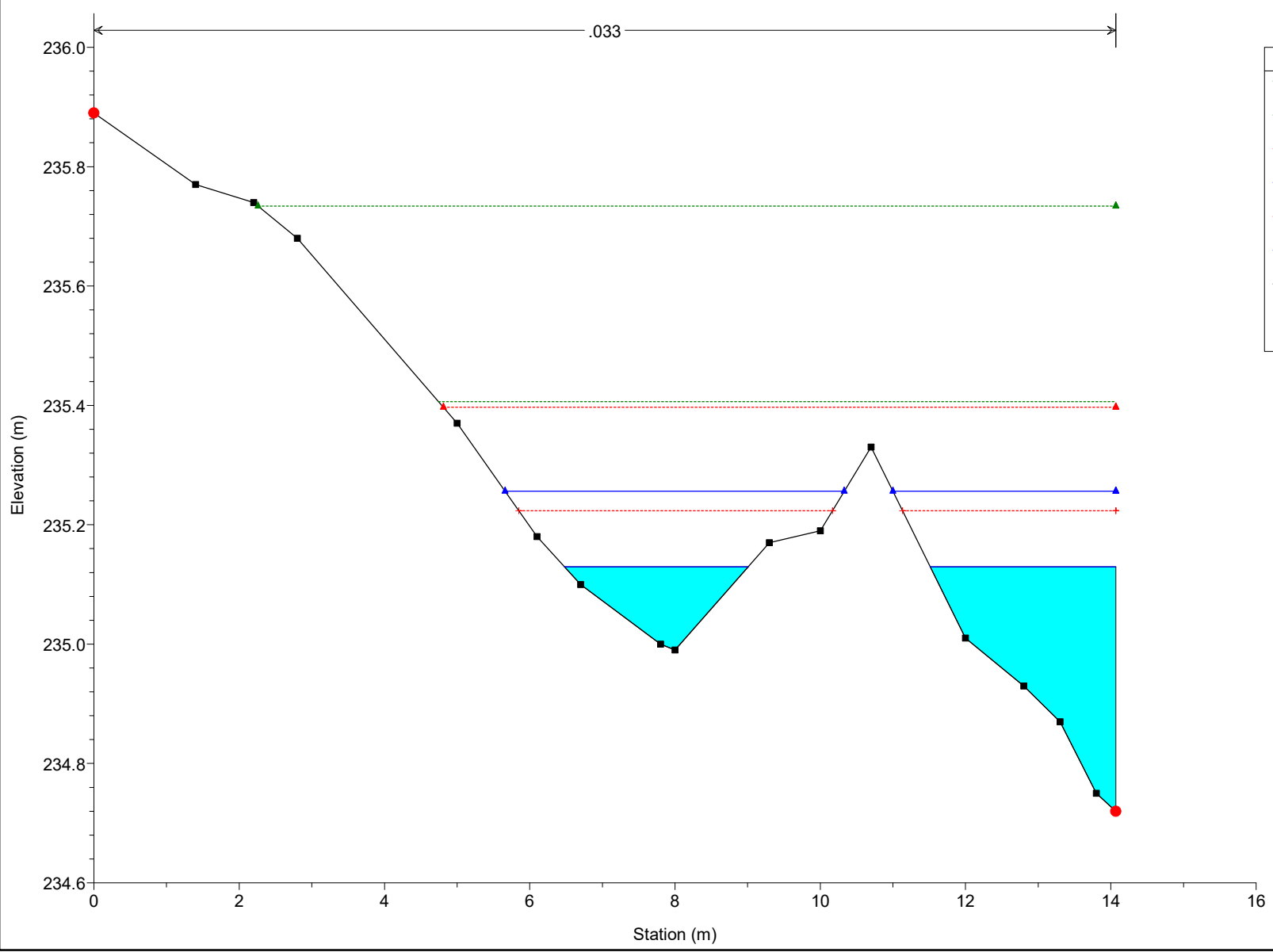
Legend

- EG PF 2 (Green dotted line, triangle)
- EG PF 1 (Green dotted line, triangle)
- Crit PF 2 (Red dotted line, triangle)
- Crit PF 1 (Red dotted line, triangle)
- WS PF 2 (Blue solid line, triangle)
- WS PF 1 (Blue solid line, triangle)
- Ground (Black solid line, square)
- Bank Sta (Red solid circle)

Persolar pfv Plan: Plan 01 1/7/2022



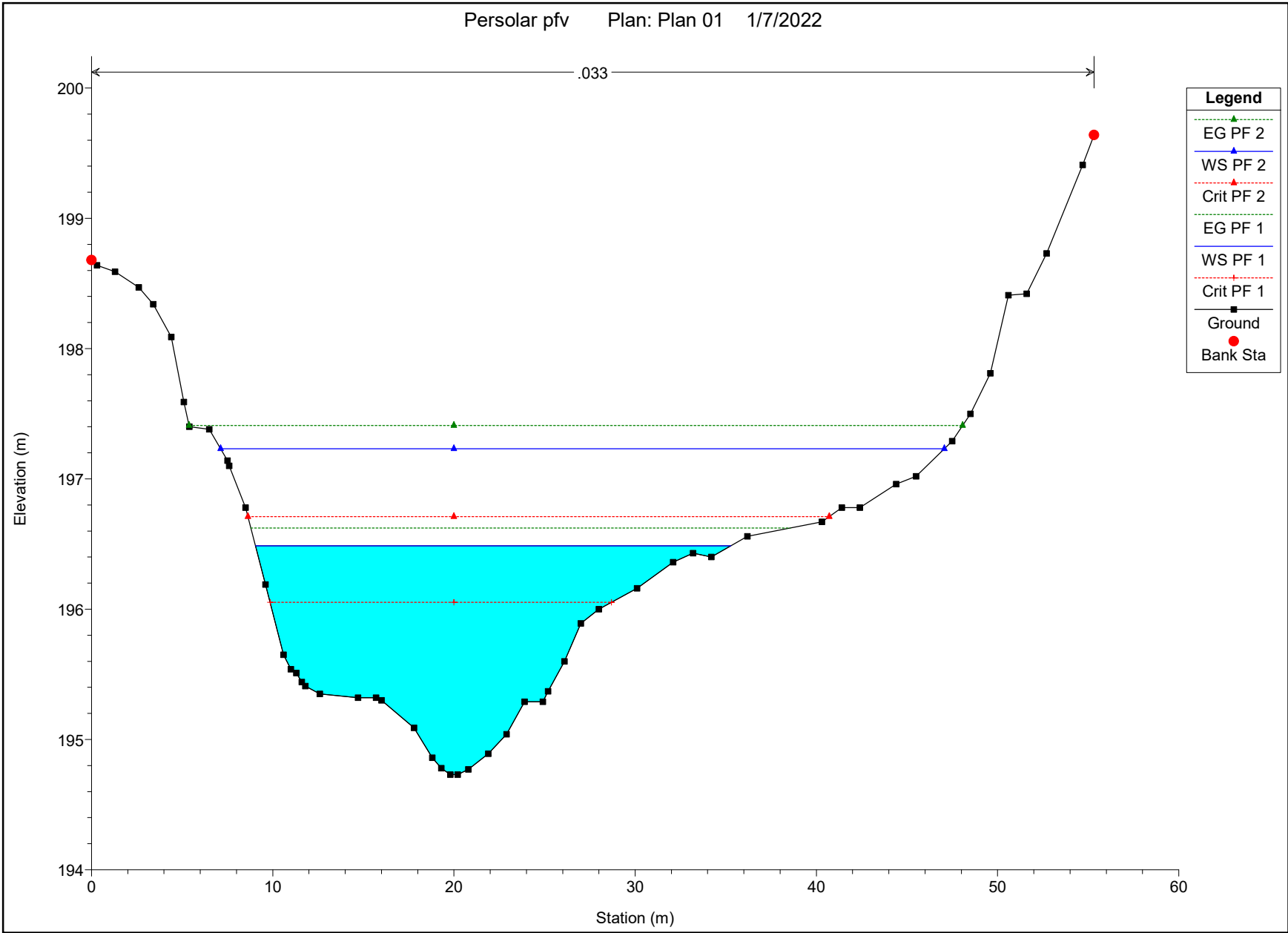
Persolar pfv Plan: Plan 01 1/7/2022

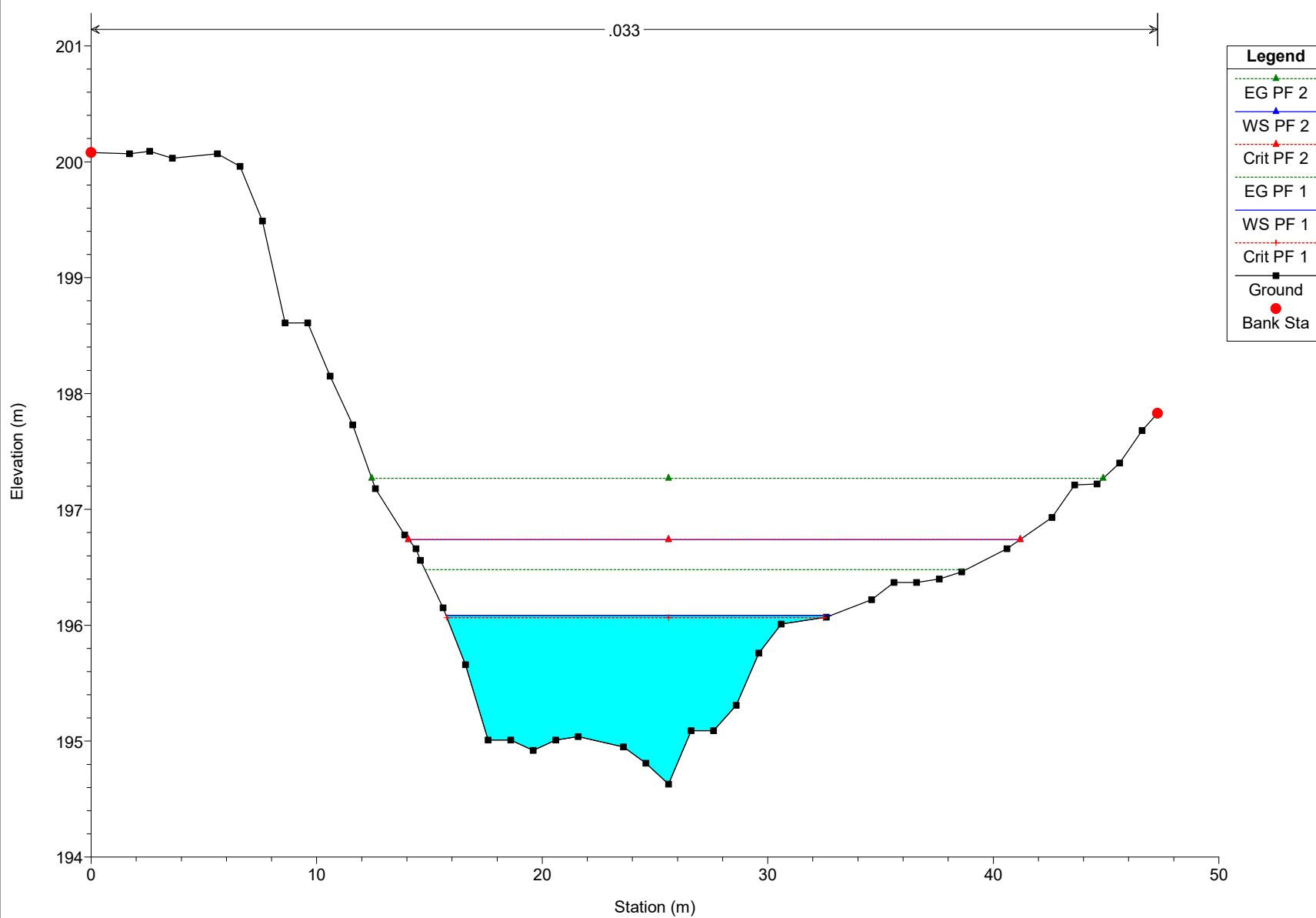


Legend

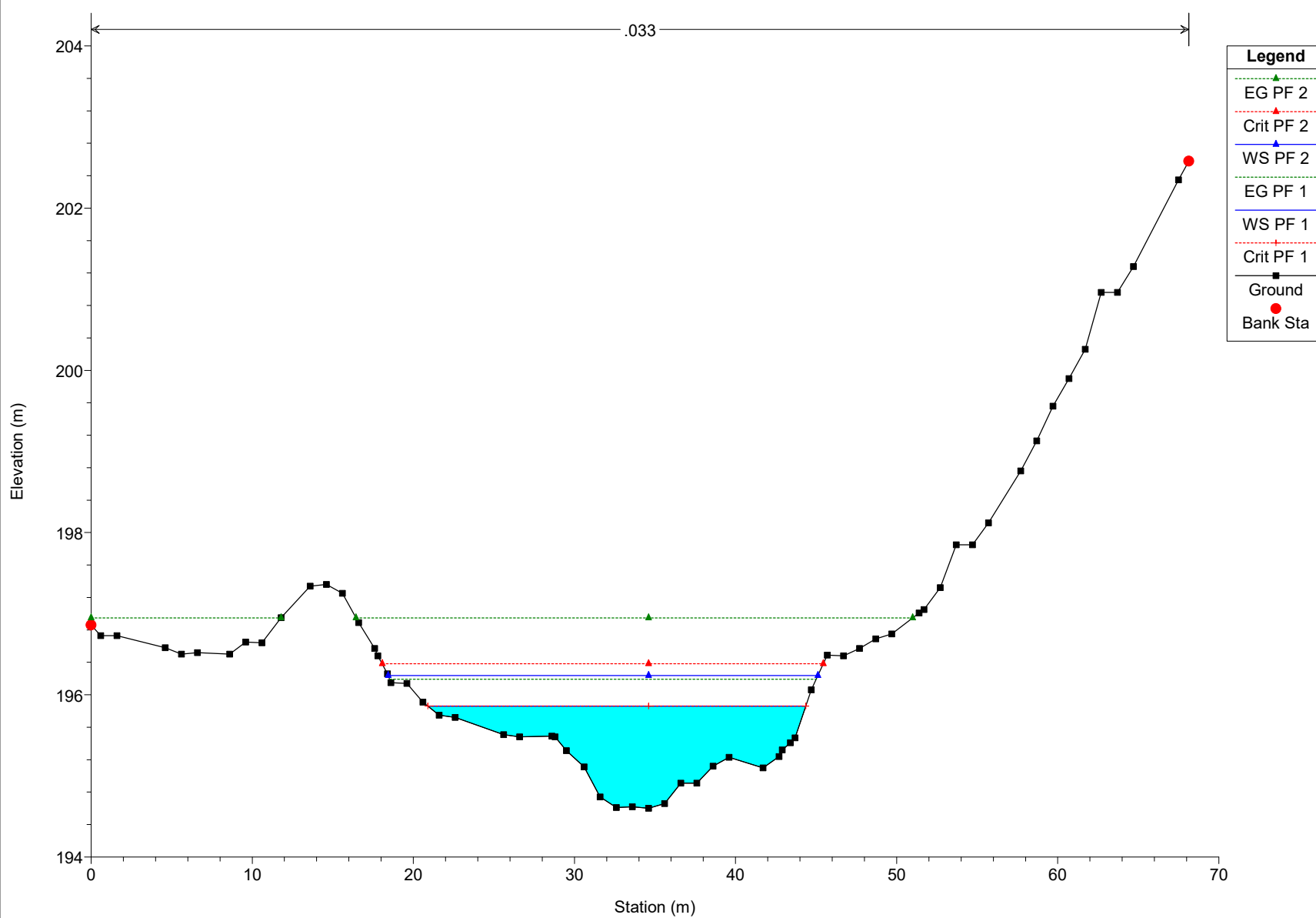
- EG PF 2
- EG PF 1
- Crit PF 2
- WS PF 2
- Crit PF 1
- WS PF 1
- Ground
- Bank Sta

3.2 Section Plot - Bacino 2



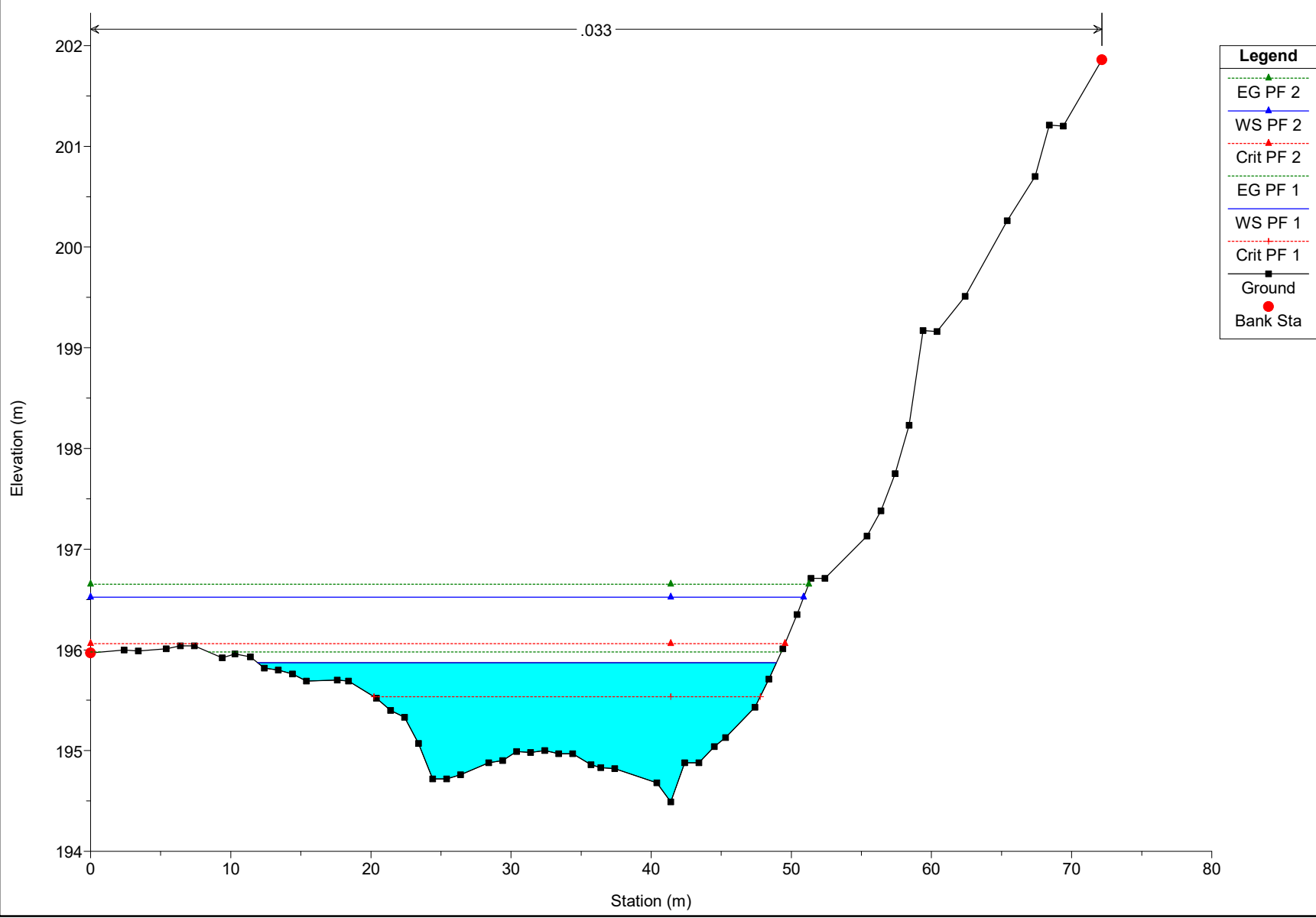


Persolar pfv Plan: Plan 01 1/7/2022



Legend

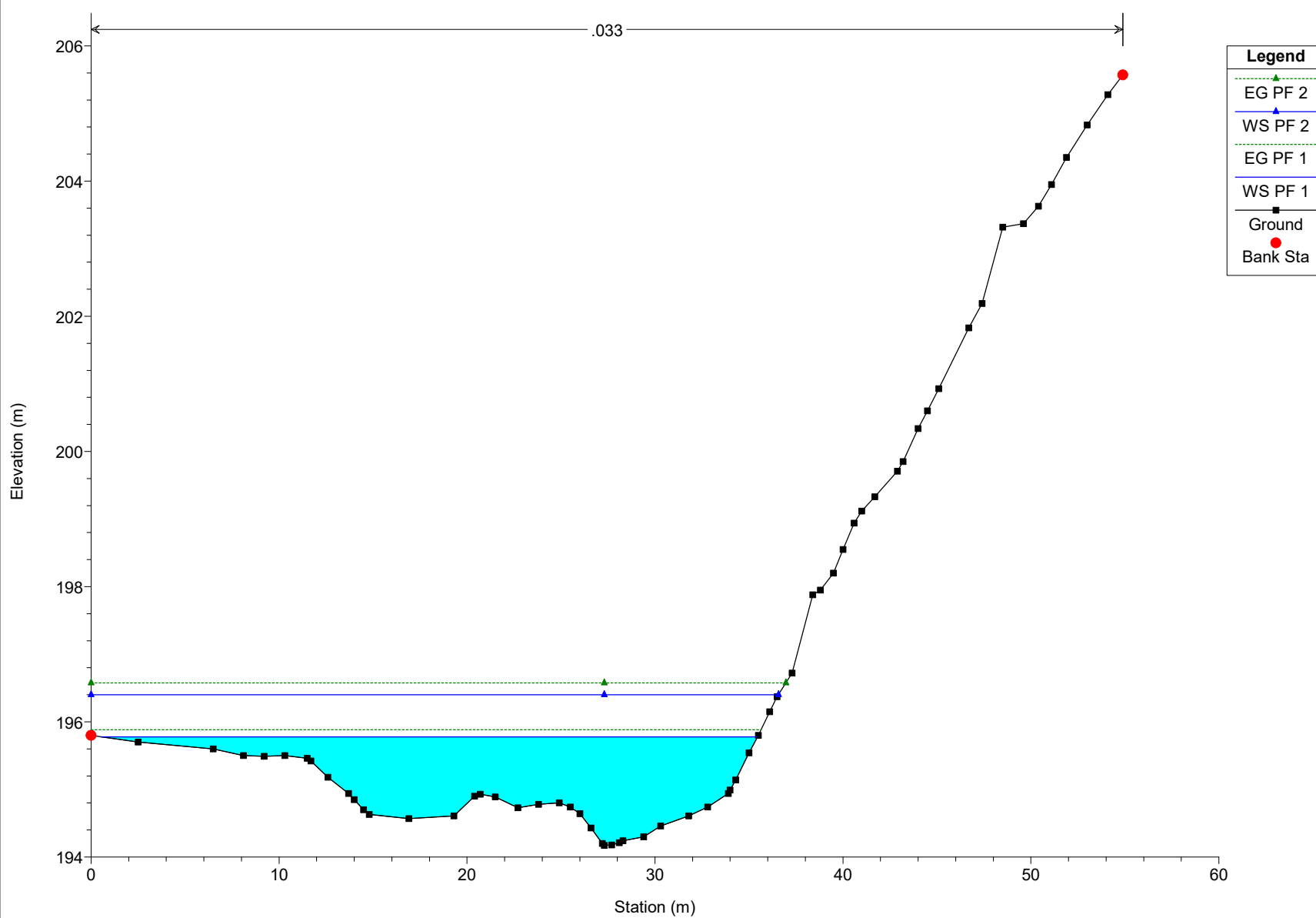
- EG PF 2 (green dotted line with triangle)
- Crit PF 2 (red dotted line with triangle)
- WS PF 2 (blue solid line with triangle)
- EG PF 1 (green dotted line with triangle)
- WS PF 1 (blue solid line with triangle)
- Crit PF 1 (red dotted line with triangle)
- Ground (black solid line with square)
- Bank Sta (red solid circle)



Legend

- EG PF 2 (Green dashed line with triangle)
- WS PF 2 (Blue solid line with triangle)
- Crit PF 2 (Red dashed line with triangle)
- EG PF 1 (Green dashed line with triangle)
- WS PF 1 (Blue solid line with triangle)
- Crit PF 1 (Red dashed line with triangle)
- Ground (Black solid line with square)
- Bank Sta (Red solid circle)

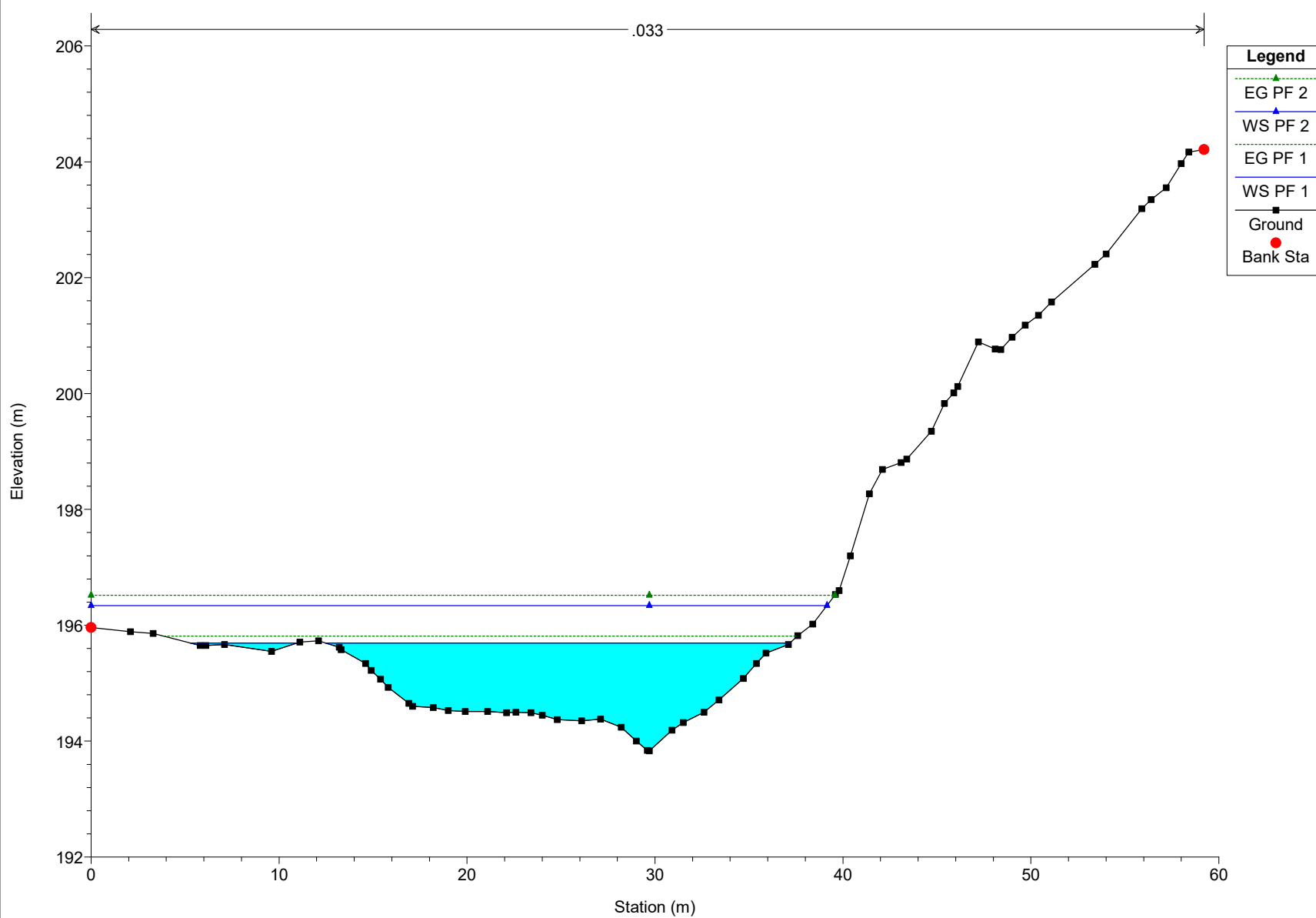
Persolar pfv Plan: Plan 01 1/7/2022



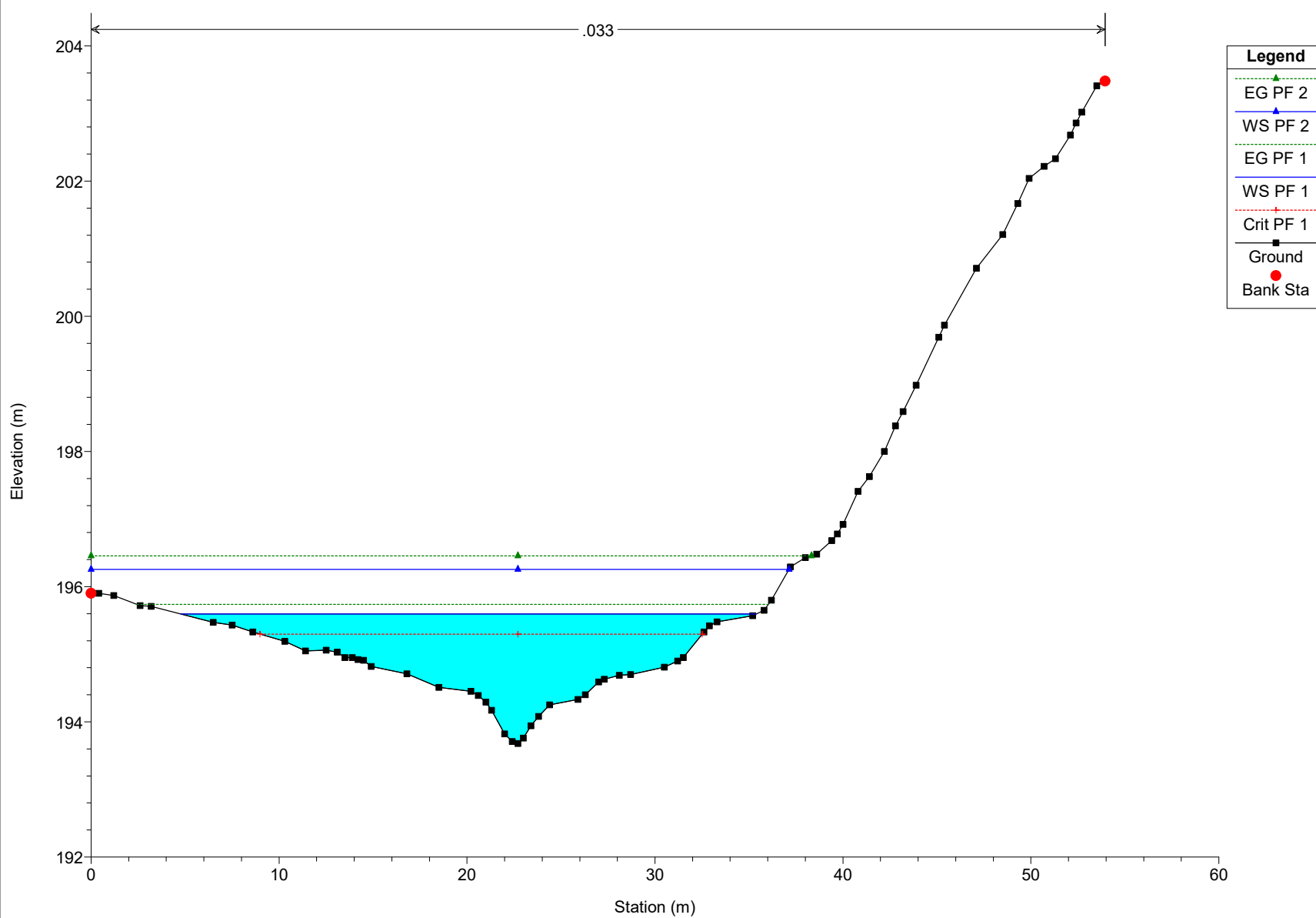
Legend

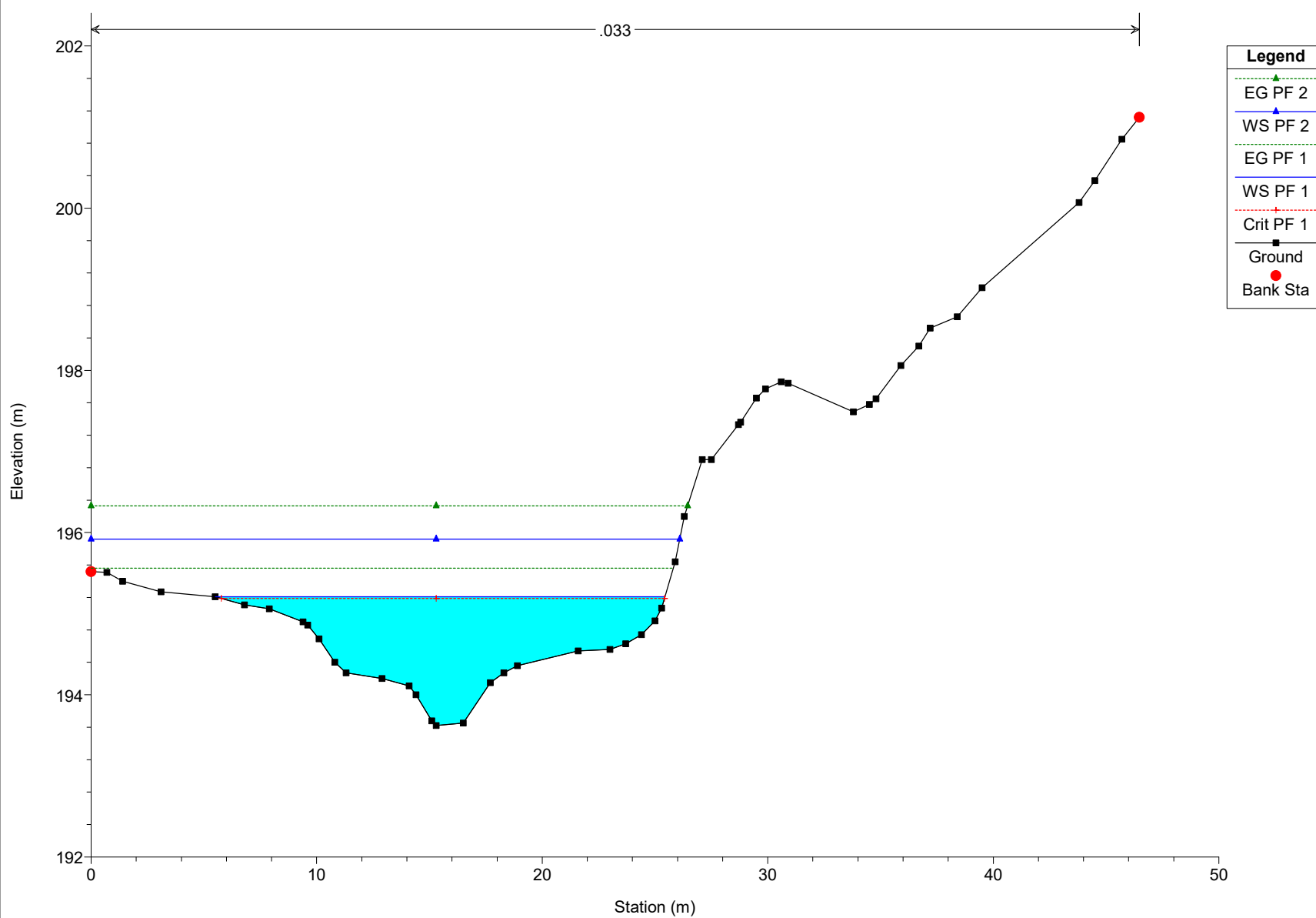
- EG PF 2 (dashed green line with triangle marker)
- WS PF 2 (solid blue line with triangle marker)
- EG PF 1 (dashed green line with triangle marker)
- WS PF 1 (solid blue line with triangle marker)
- Ground (solid black line with square marker)
- Bank Sta (red circle)

Persolar pfv Plan: Plan 01 1/7/2022

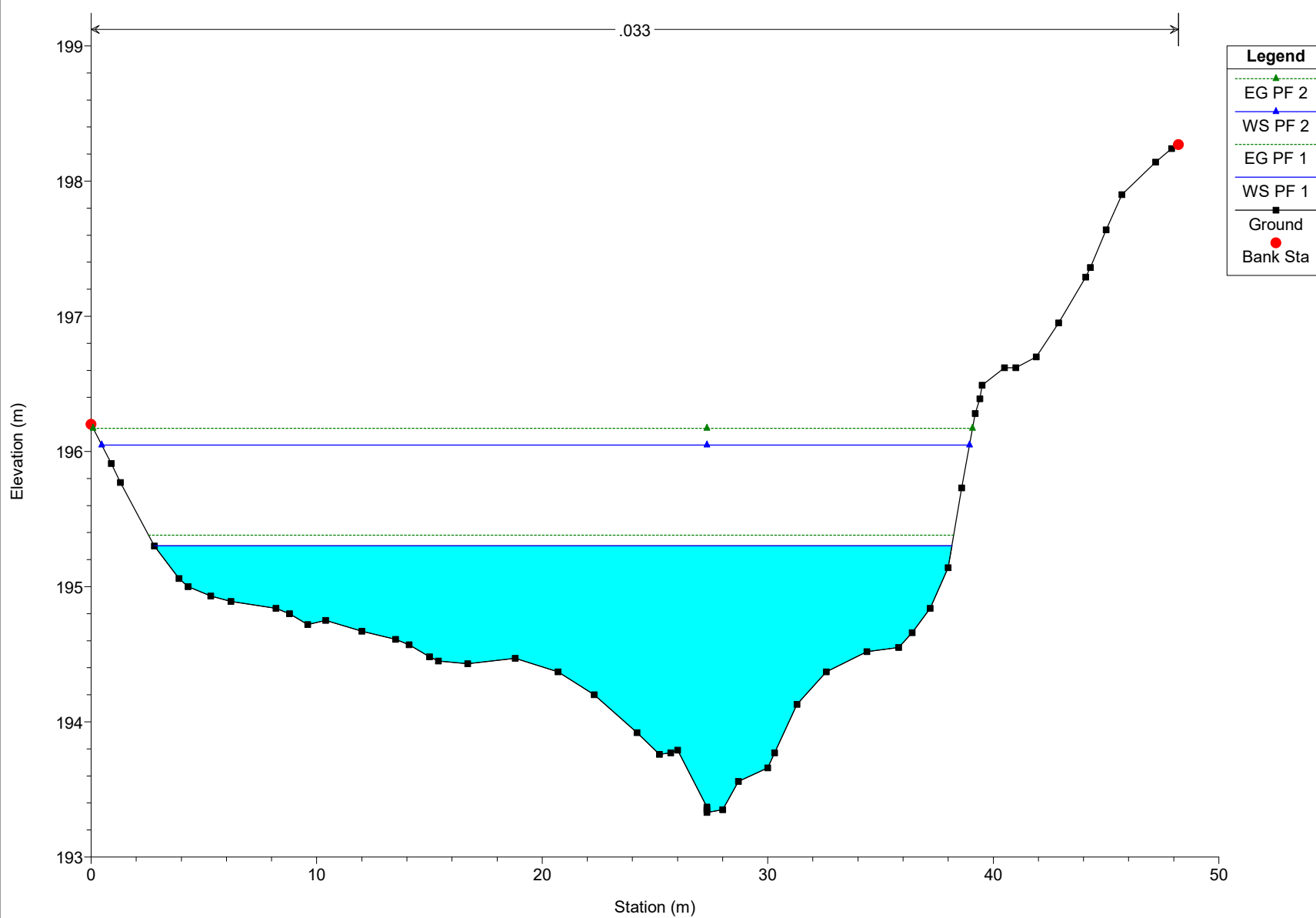


Persolar pfv Plan: Plan 01 1/7/2022



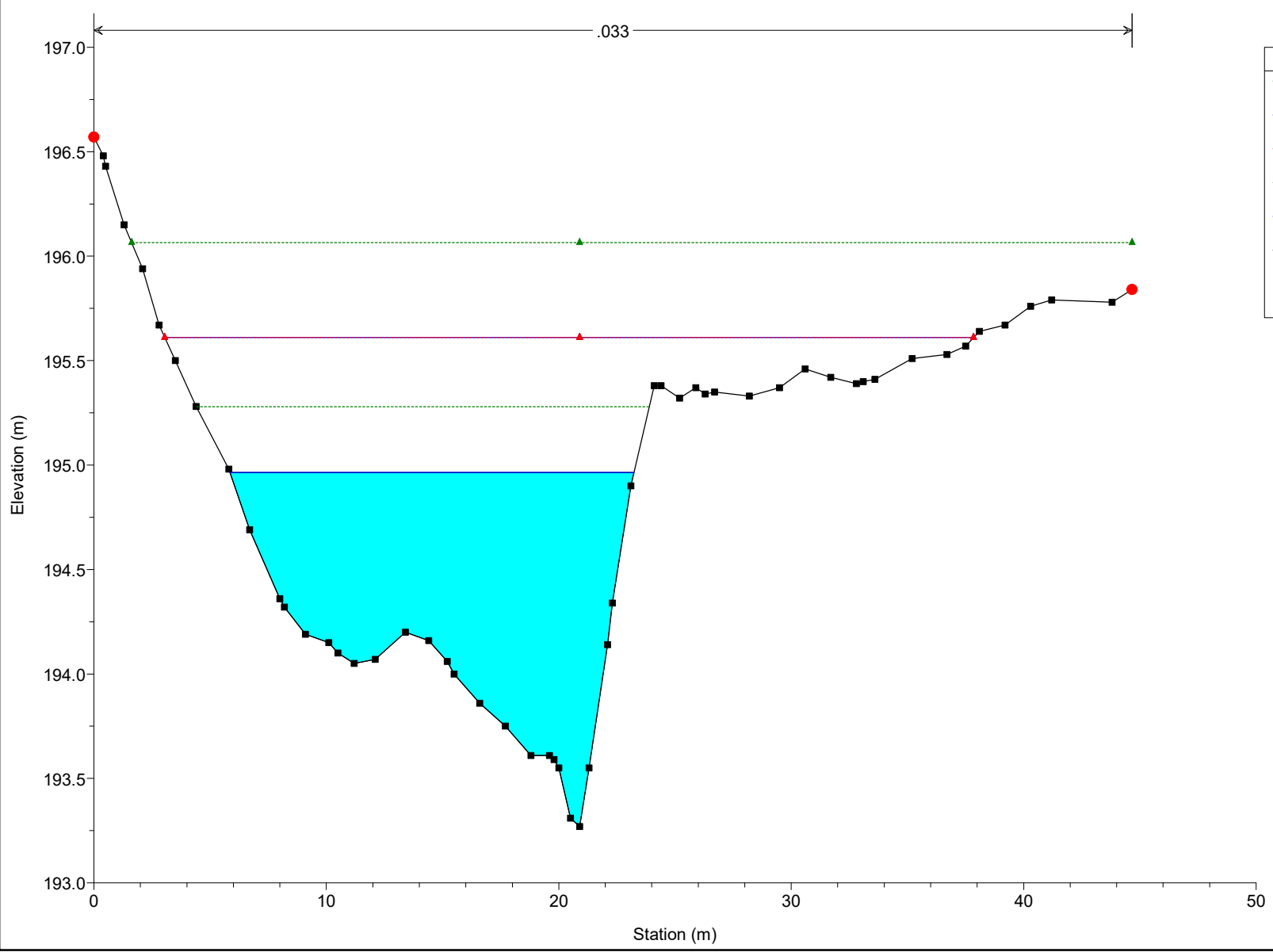


Persolar pfv Plan: Plan 01 1/7/2022



Legend

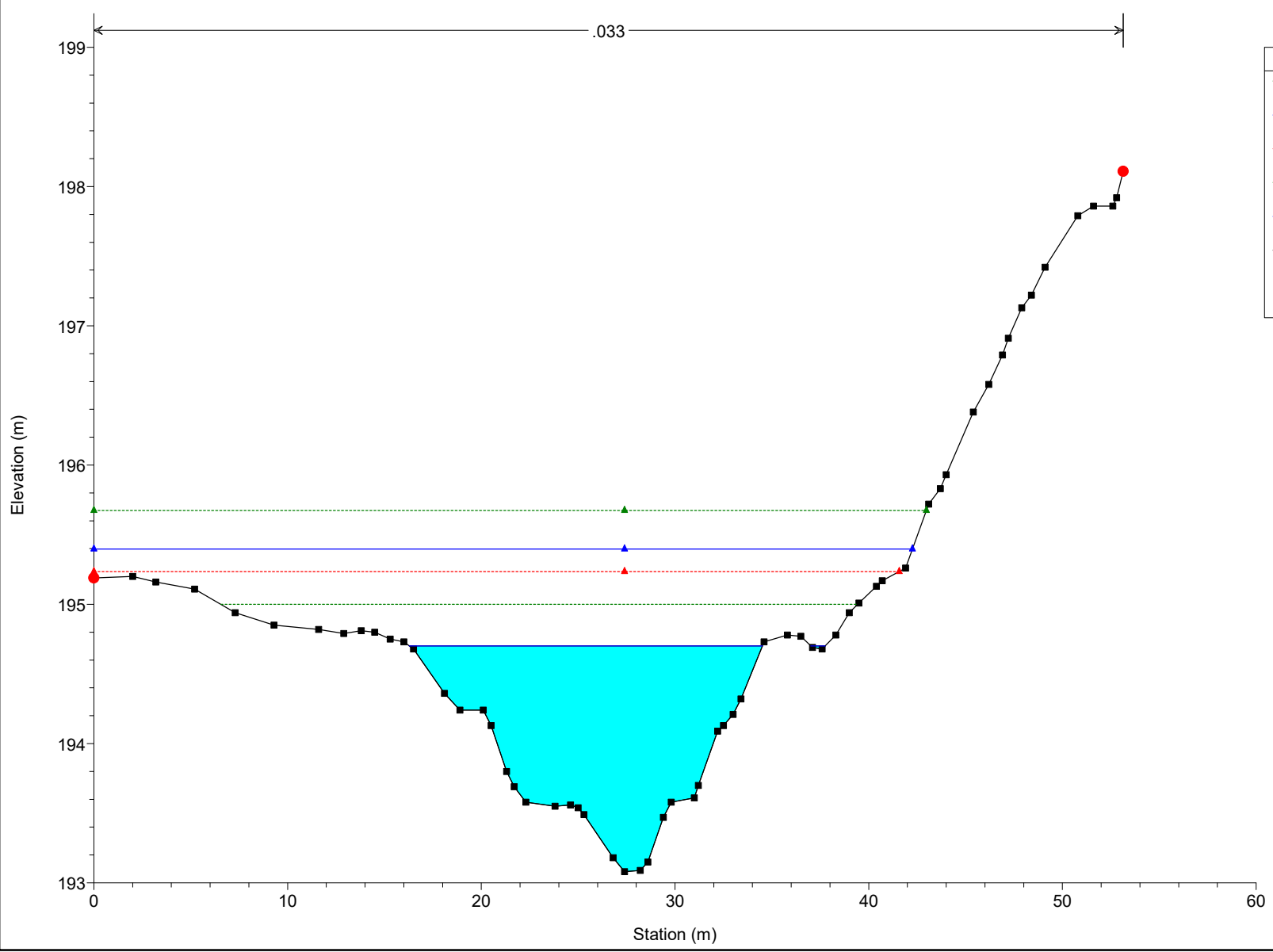
- EG PF 2 (dashed green line with triangle)
- WS PF 2 (solid blue line with triangle)
- EG PF 1 (dashed green line)
- WS PF 1 (solid blue line)
- Ground (black line with square)
- Bank Sta (red dot)



Legend

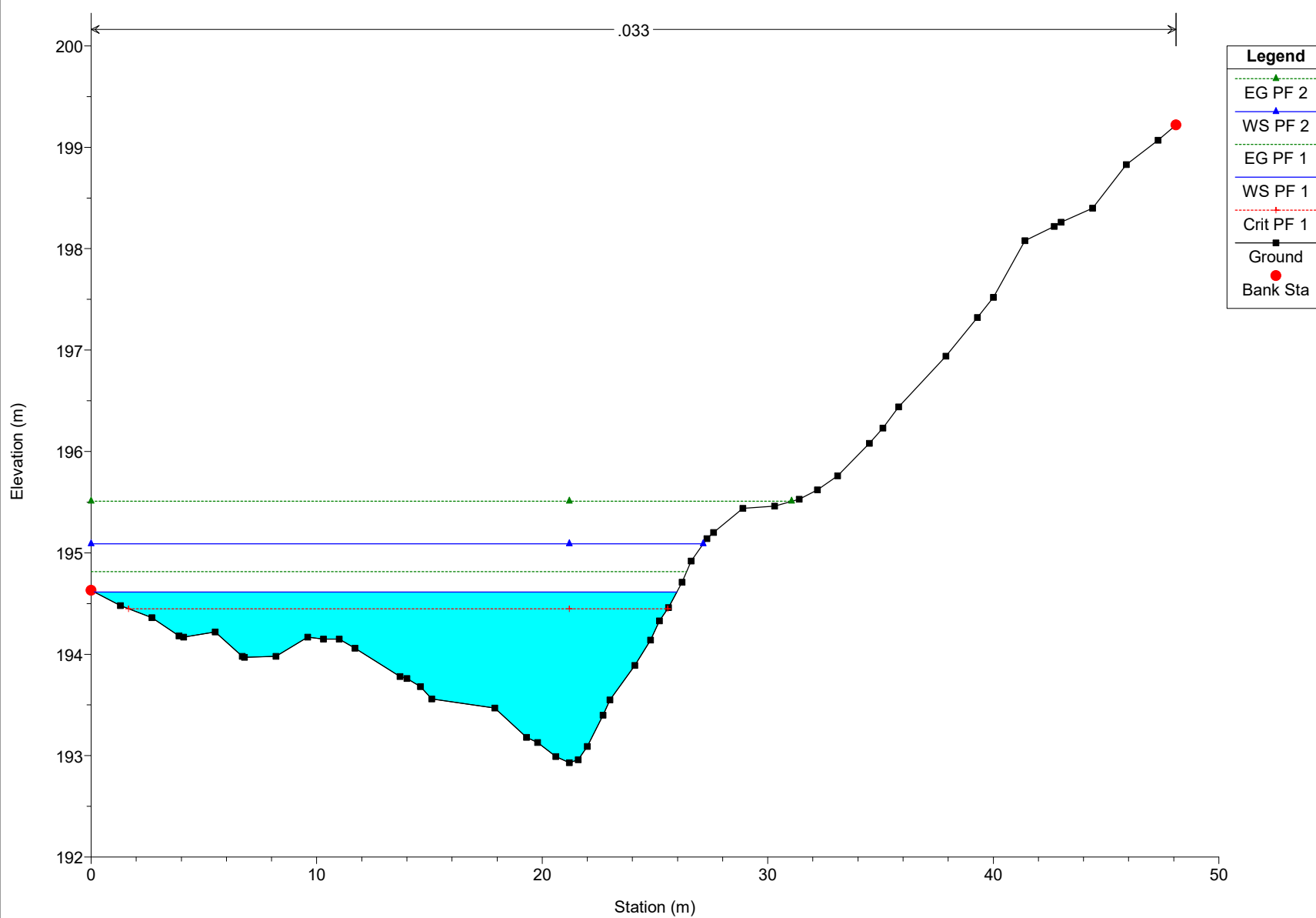
- EG PF 2
- WS PF 2
- Crit PF 2
- EG PF 1
- WS PF 1
- Ground
- Bank Sta

Persolar pfv Plan: Plan 01 1/7/2022

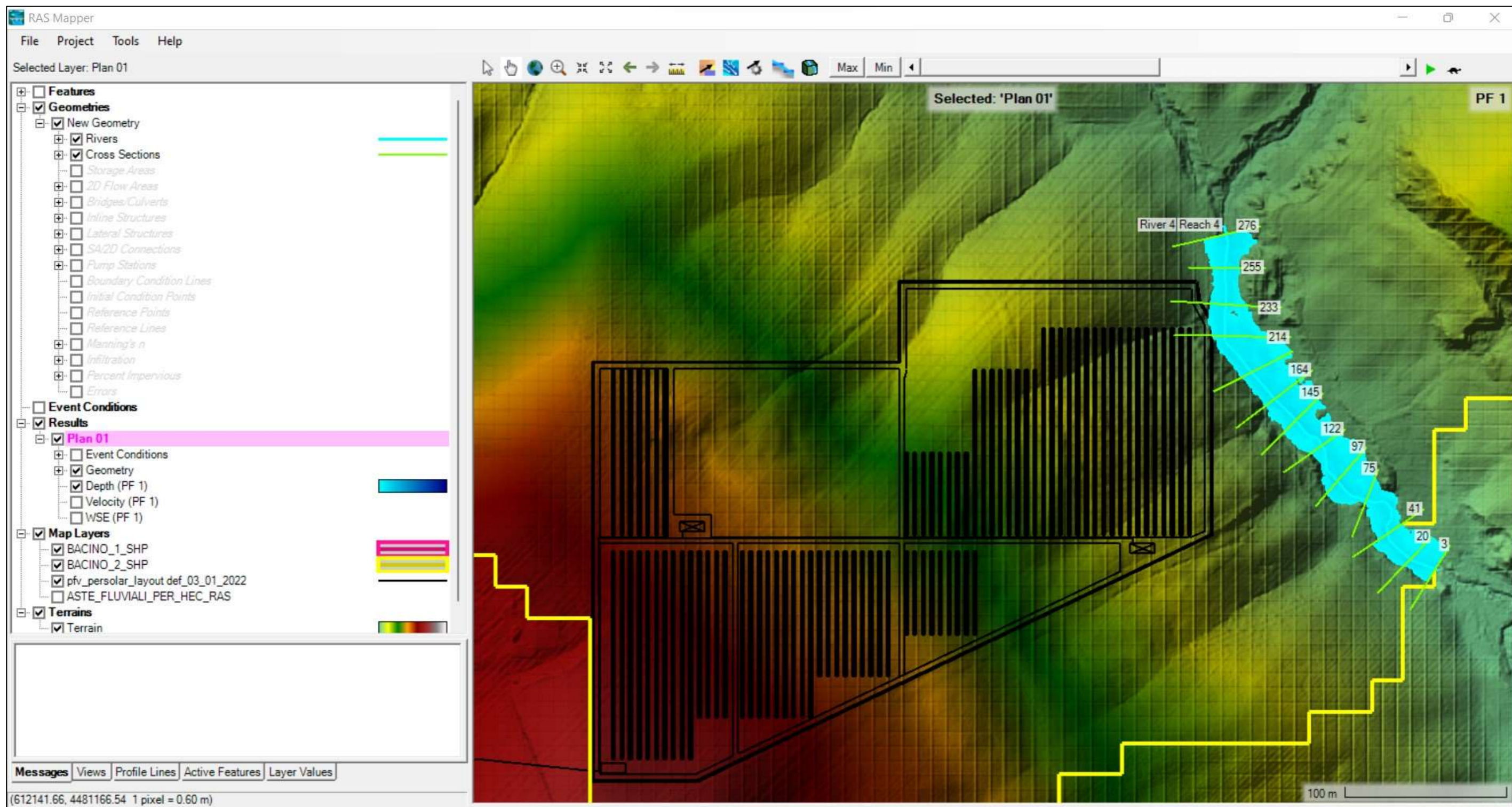


Legend

- EG PF 2
- WS PF 2
- Crit PF 2
- EG PF 1
- WS PF 1
- Ground
- Bank Sta

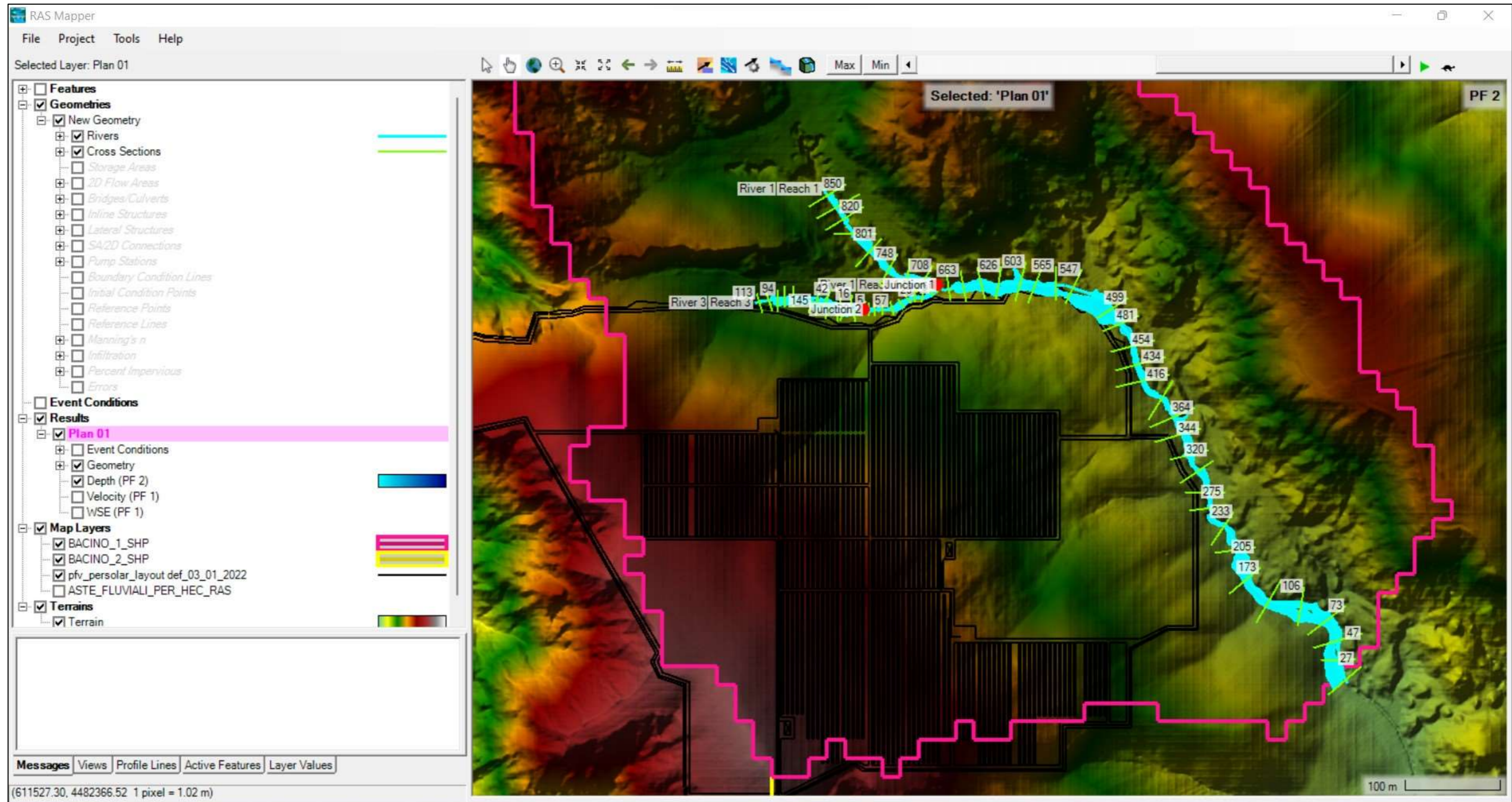


4.2 Bacino 2

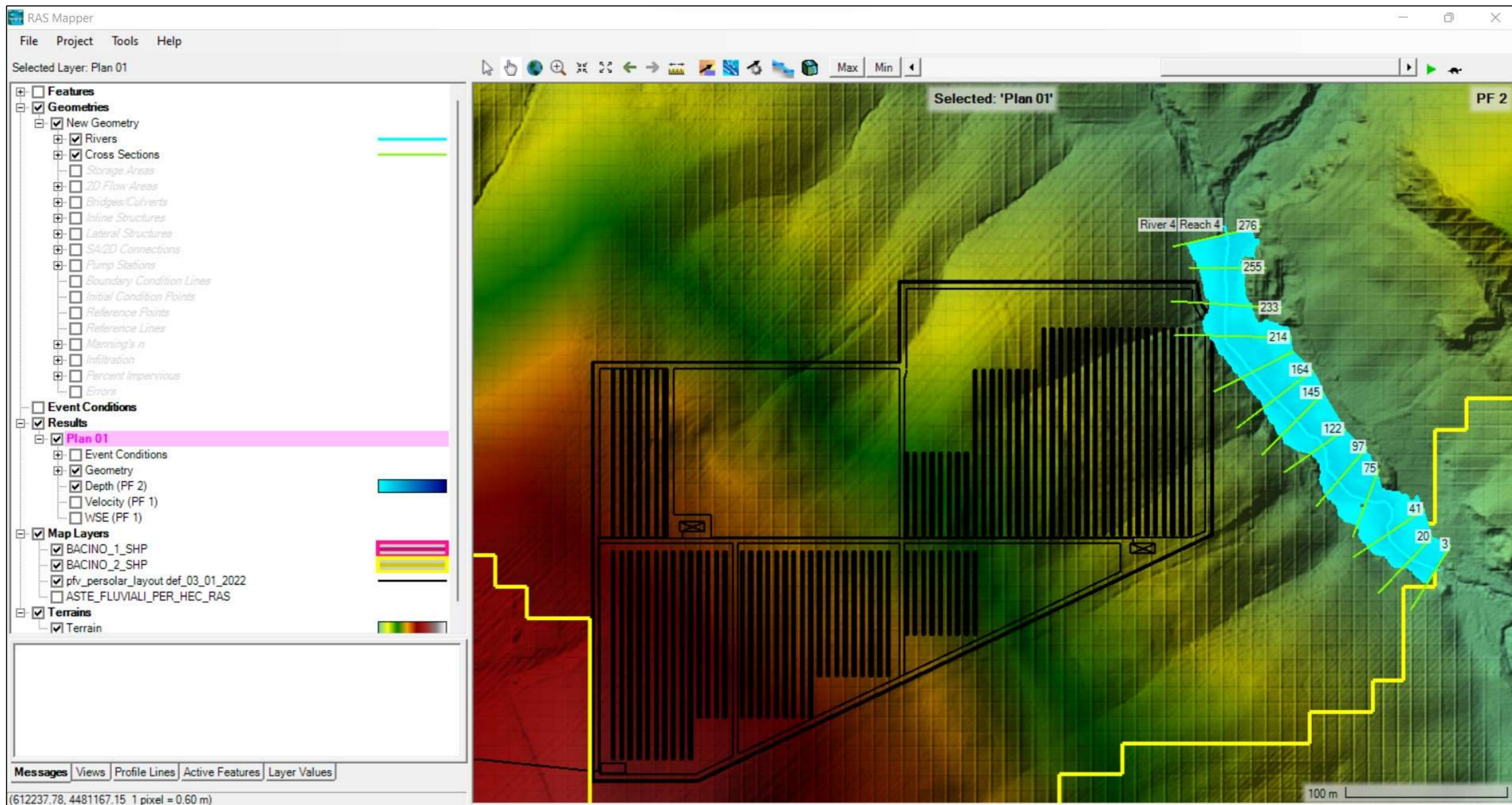


5. Mappa delle aree inondabili Q₂₀₀ anni

5.1 Bacino 1

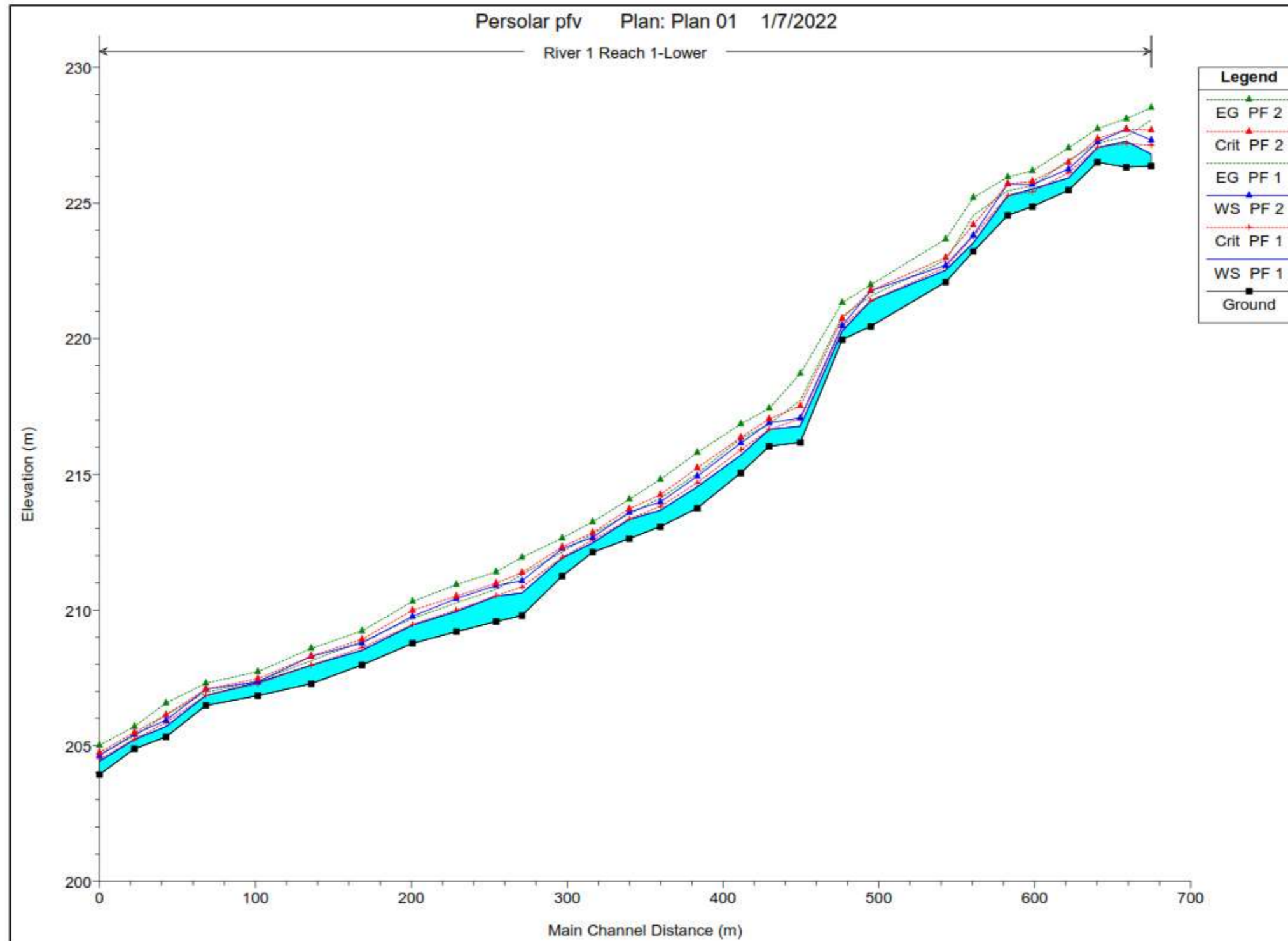


5.2 Bacino 2

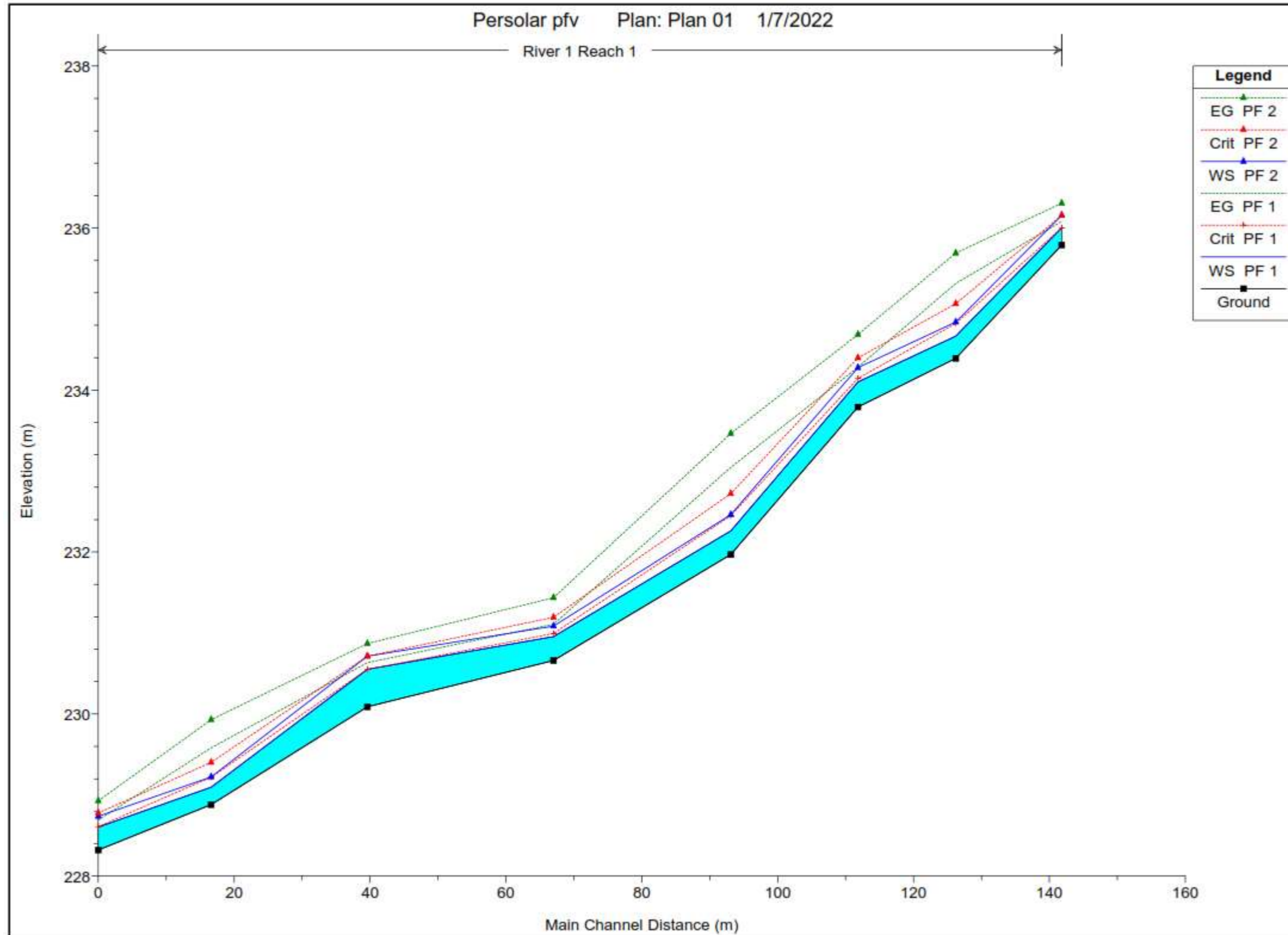


6. Profile Plot

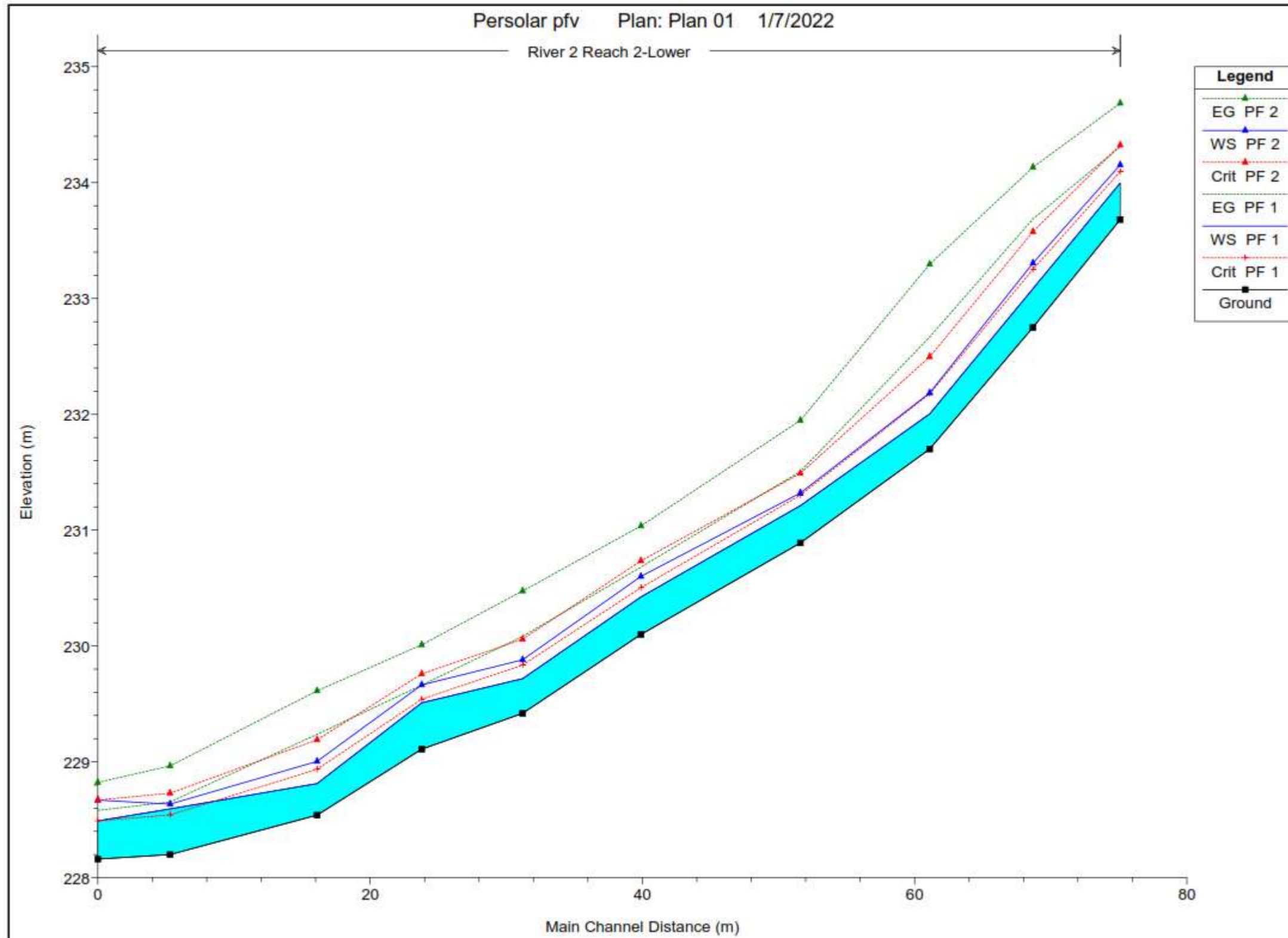
6.1 River 1 Lower



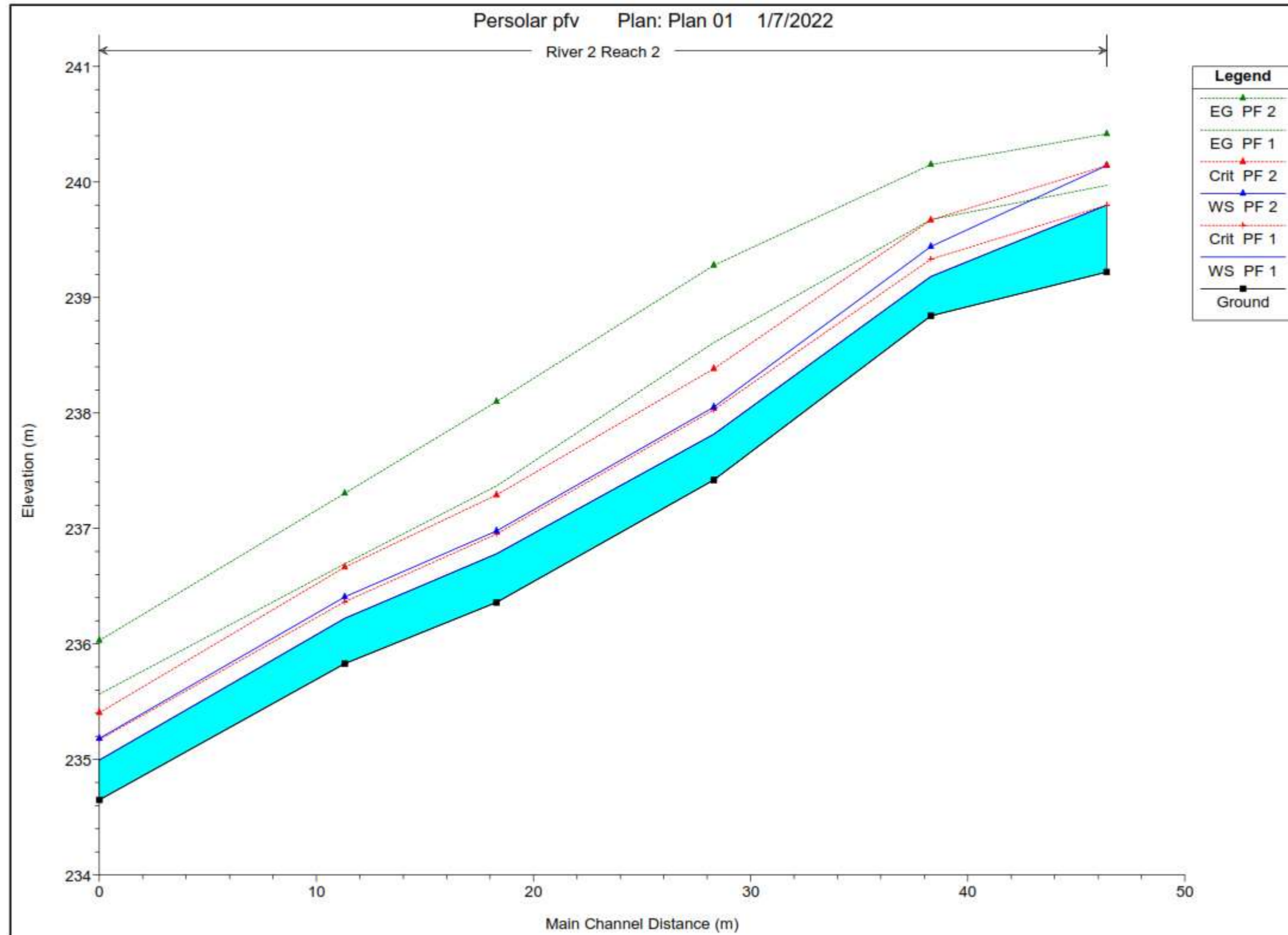
6.2 River 1



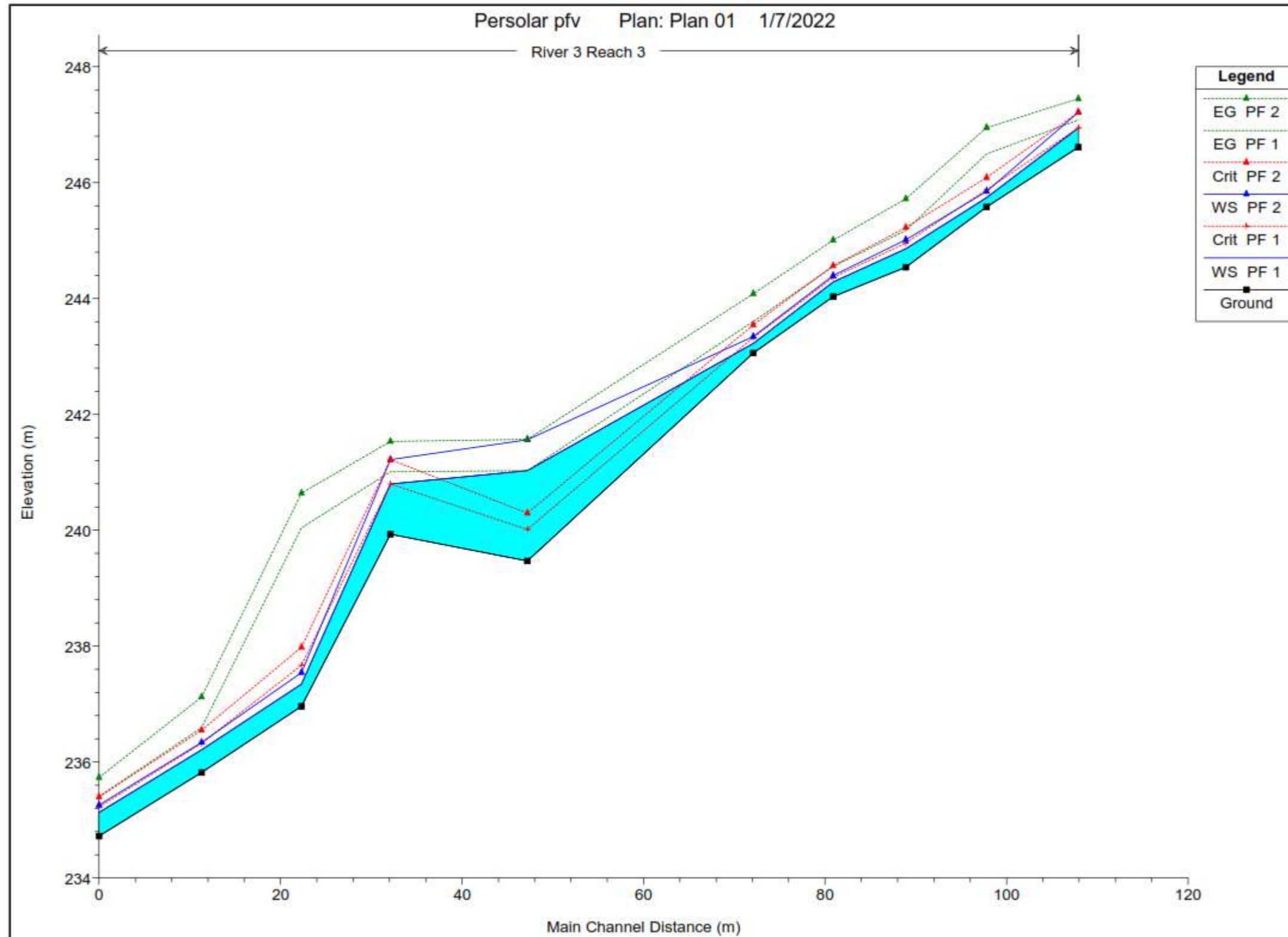
6.3 River 2 Lower



6.4 River 2



6.5 River 3



6.6 River 4

