

E45 - SISTEMAZIONE STRADALE DEL NODO DI PERUGIA
Tratto Madonna del Piano - Collestrada

PROGETTO DEFINITIVO

PG 372

ANAS - DIREZIONE TECNICA

<p>IL GEOLOGO</p> <p><i>Dott. Geol. Marco Leonardi</i> Ordine Geologi Regione Lazio n. 1541</p>	<p>I PROGETTISTI SPECIALISTICI</p> <p><i>Ing. Ambrogio Signorelli</i> Ordine Ingegneri Provincia di Roma n. A35111</p>	<p>PROGETTAZIONE ATI: (Mandataria)</p> <p>GP INGENNERIA <i>GESTIONE PROGETTI INGENNERIA srl</i></p> <p>(Mandante)</p>
<p>COORDINATORE PER LA SICUREZZA IN FASE DI PROGETTAZIONE</p> <p><i>Arch. Santo Salvatore Vermiglio</i> Ordine Architetti Provincia di Reggio Calabria n. 1270</p>	<p><i>Ing. Moreno Panfili</i> Ordine Ingegneri Provincia di Perugia n. A2657</p>	<p>(Mandante)</p> <p>cooprogetti</p> <p>engeko</p> <p>AIM <i>Studio di Architettura e Ingegneria Moderna</i></p>
<p>VISTO: IL RESP. DEL PROCEDIMENTO</p> <p><i>Ing. Alessandro Micheli</i></p>	<p><i>Ing. Giovanni C. Alfredo Dalenz Cultrera</i> Ordine Ingegneri Provincia di Roma n. 14069</p>	<p>(Mandante)</p>
<p>VISTO: IL RESP. DEL PROGETTO</p> <p><i>Arch. Pianif. Marco Colazza</i></p>	<p><i>Ing. Giuseppe Resta</i> Ordine Ingegneri Provincia di Roma n. 20629</p>	<p>IL PROGETTISTA RESPONSABILE DELL'INTEGRAZIONE DELLE PRESTAZIONI SPECIALISTICHE. (DPR207/10 ART 15 COMMA 12):</p> <p><i>Dott. Ing. GIORGIO GUIDUCCI</i> ORDINE INGEGNERI ROMA N° 14035</p>

PROGETTO DELL'INFRASTRUTTURA
ASSE PRINCIPALE

Sezioni Trasversali

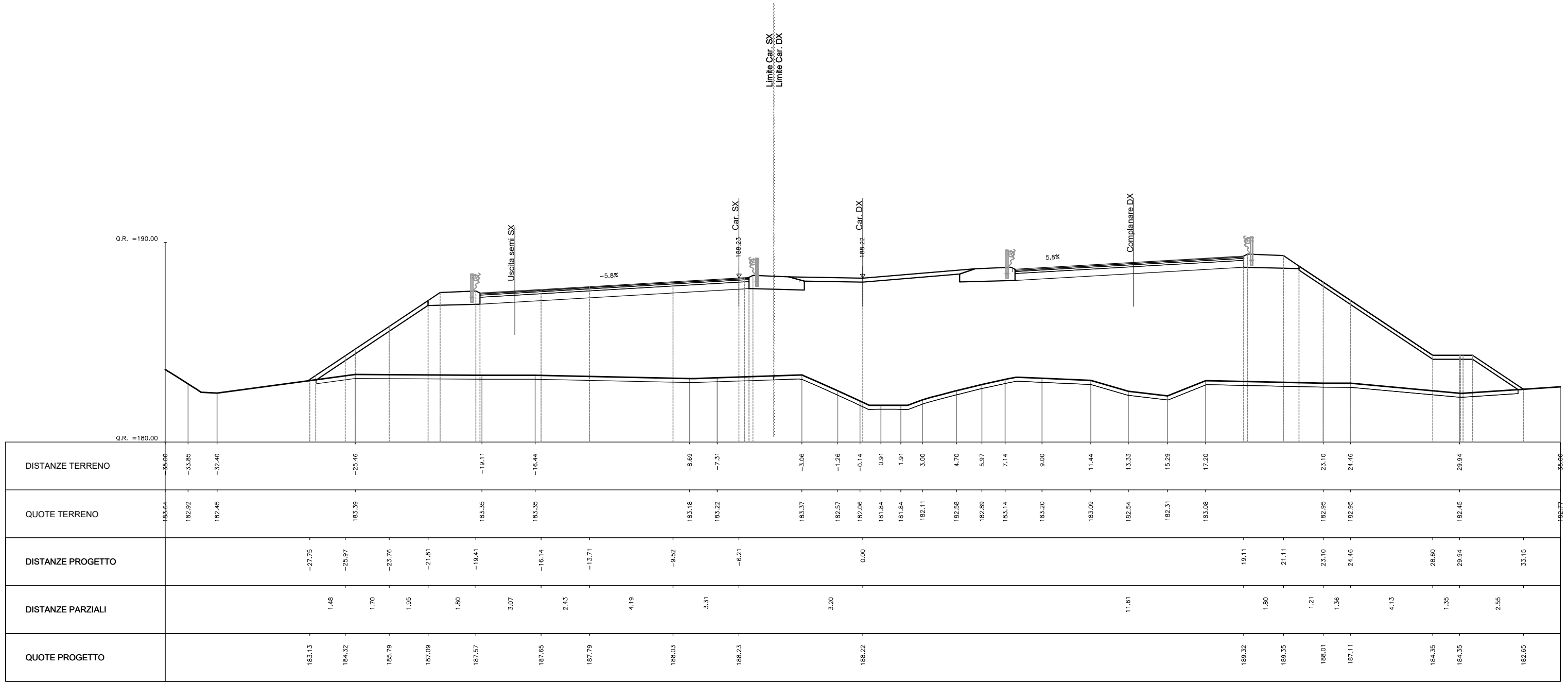
CODICE PROGETTO			NOME FILE	REVISIONE	SCALA
PROGETTO	LIV.PROG.	ANNO	P00PS01TRASZ01_A		
DTPG372	D	22	CODICE ELAB. P00PS01TRASZ01	A	1:200
D					
C					
B					
A	Emissione	ott. '22	Maggiore	Resta	Guiducci
REV.	DESCRIZIONE	DATA	REDATTO	VERIFICATO	APPROVATO

SEZIONI TRASVERSALI ASSE PRINCIPALE

AREA CAR_SX		
Scavo:	0.00	mq
Rilevato:	78.31	mq
Inerbimento:	3.75	mq
Scotico:	4.59	mq
Prep. p. posa:	22.94	ml
Comp. scavo:	0.00	ml
Gradonatura:	0.00	ml

AREA CAR_DX		
Scavo:	0.00	mq
Rilevato:	171.22	mq
Inerbimento:	12.61	mq
Scotico:	7.63	mq
Prep. p. posa:	37.34	ml
Comp. scavo:	0.00	ml
Gradonatura:	0.00	ml

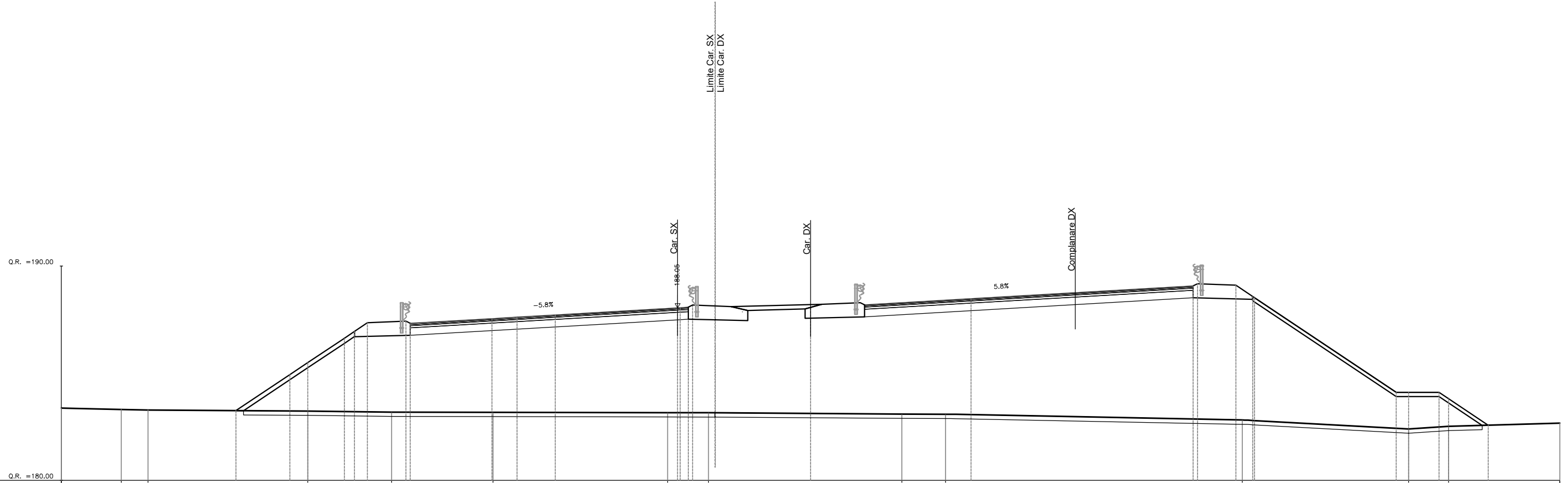
PROGRESSIVA 1+820.000



AREA CAR_SX		
Scavo:	0.00	mq
Rilevato:	75.38	mq
Inerbimento:	3.66	mq
Scotico:	4.41	mq
Prep. p. posa:	22.03	ml
Comp. scavo:	0.00	ml
Gradonatura:	0.00	ml

AREA CAR_DX		
Scavo:	0.00	mq
Rilevato:	151.69	mq
Inerbimento:	11.56	mq
Scotico:	7.17	mq
Prep. p. posa:	35.84	ml
Comp. scavo:	0.00	ml
Gradonatura:	0.00	ml

PROGRESSIVA 1+840.000

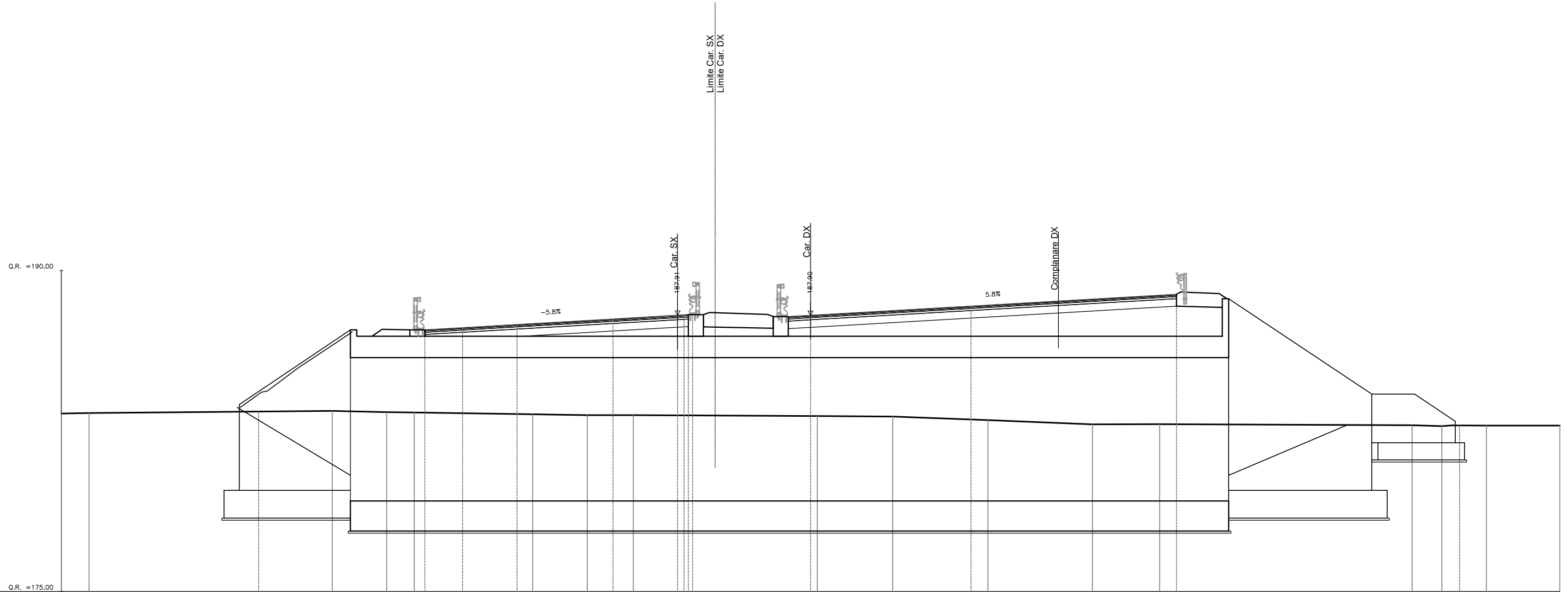


DISTANZE TERRENO	-35.00	-32.20	-30.96	-23.49	-19.58	-14.83	-6.68	-4.77		4.26	6.31		20.17	27.94	29.81	-35.00											
QUOTE TERRENO	183.27	183.31	183.28	183.23	183.18	183.18	183.16	183.15		183.10	183.08		182.81	182.40	182.52	182.67											
DISTANZE PROGETTO				-26.85	-24.33	-21.78	-20.70	-18.90		-14.88	-13.71		-11.93	-6.21	-4.46	-3.20	0.00		7.50		17.87	19.87		27.36	29.36	31.66	
DISTANZE PARZIALI				2.52	1.71	1.80	3.82			1.17	1.79		5.71	1.05	1.25	3.20			7.50		10.37		1.80		6.62	1.42	1.85
QUOTE PROGETTO				183.25	184.93	186.63	187.36	187.43		187.55	187.62		187.72	188.05	188.18	187.86	188.05			188.48		189.08	189.11		184.11	184.11	182.57

AREA CAR_SX		
Scavo:	0.00	mq
Rilevato:	51.23	mq
Inerbimento:	0.81	mq
Scotico:	0.00	mq
Prep. p. posa:	0.00	ml
Comp. scavo:	0.00	ml
Gradonatura:	0.00	ml

AREA CAR_DX		
Scavo:	0.00	mq
Rilevato:	101.02	mq
Inerbimento:	2.22	mq
Scotico:	0.00	mq
Prep. p. posa:	0.00	ml
Comp. scavo:	0.00	ml
Gradonatura:	0.00	ml

PROGRESSIVA 1+860.000

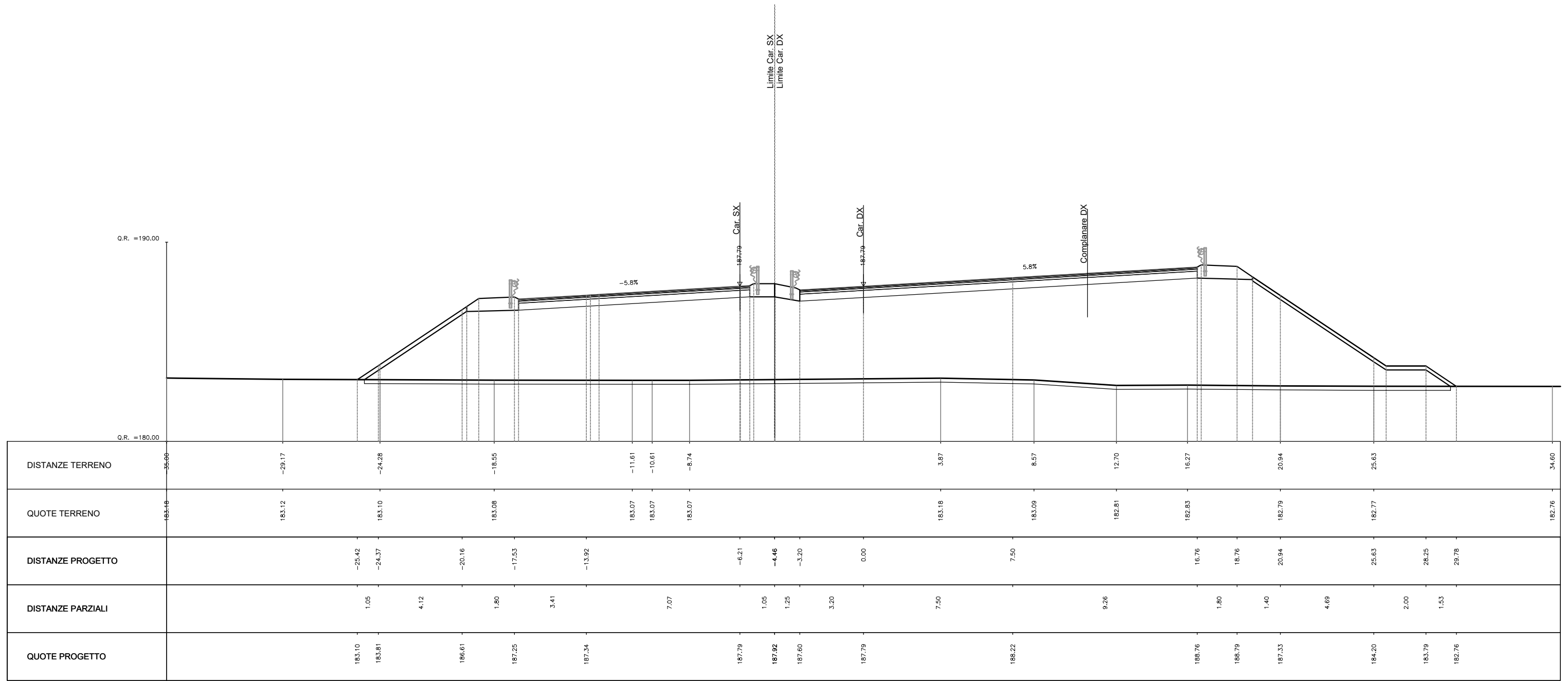


DISTANZE TERRENO	-35.00	-33.71	-22.35	-19.80	-18.52		-12.98	-10.43	-8.28		0.31	3.84	8.28	13.17	16.30		28.10	29.48	31.57	-35.00
QUOTE TERRENO	183.52	183.34	183.44	183.38	183.37		183.28	183.24	183.24		183.20	183.18	183.01	182.81	182.82		182.77	182.73	182.76	182.75
DISTANZE PROGETTO					-18.22	-16.26	-13.71	-9.23	-6.21		0.00		7.50		17.08					
DISTANZE PARZIALI						1.75	2.55	4.48	3.02			7.50		9.59						
QUOTE PROGETTO					187.32	187.32	187.47	187.73	187.91		187.90		188.34		188.69					

AREA CAR_SX		
Scavo:	0.00	mq
Rilevato:	67.80	mq
Inerbimento:	3.65	mq
Scotico:	4.12	mq
Prep. p. posa:	20.61	ml
Comp. scavo:	0.00	ml
Gradonatura:	0.00	ml

AREA CAR_DX		
Scavo:	0.00	mq
Rilevato:	133.90	mq
Inerbimento:	4.51	mq
Scotico:	6.79	mq
Prep. p. posa:	33.94	ml
Comp. scavo:	0.00	ml
Gradonatura:	0.00	ml

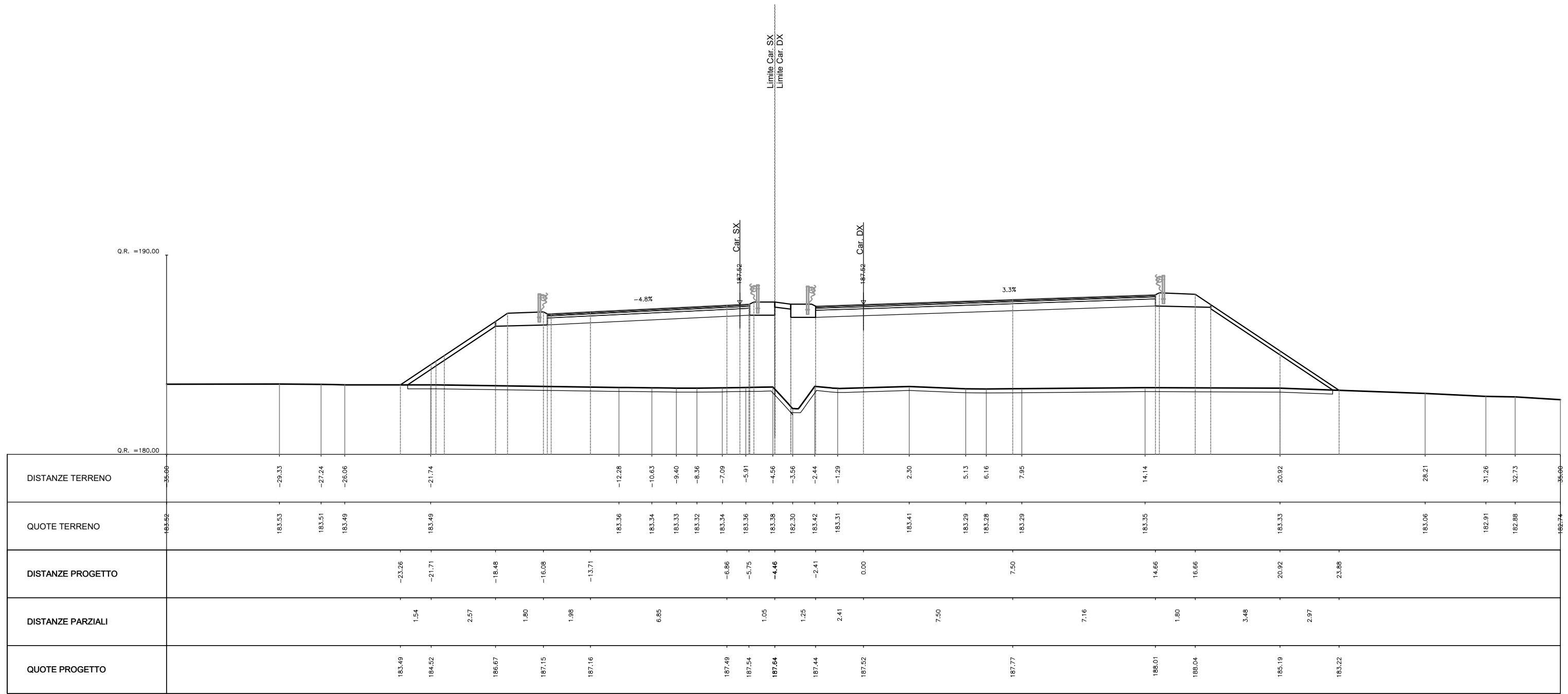
PROGRESSIVA 1+880.000



AREA CAR_SX		
Scavo:	0.00	mq
Rilevato:	53.38	mq
Inerbimento:	3.48	mq
Scotico:	3.70	mq
Prep. p. posa:	18.44	ml
Comp. scavo:	0.00	ml
Gradonatura:	0.00	ml

AREA CAR_DX		
Scavo:	0.00	mq
Rilevato:	97.83	mq
Inerbimento:	3.87	mq
Scotico:	5.80	mq
Prep. p. posa:	28.02	ml
Comp. scavo:	0.00	ml
Gradonatura:	0.00	ml

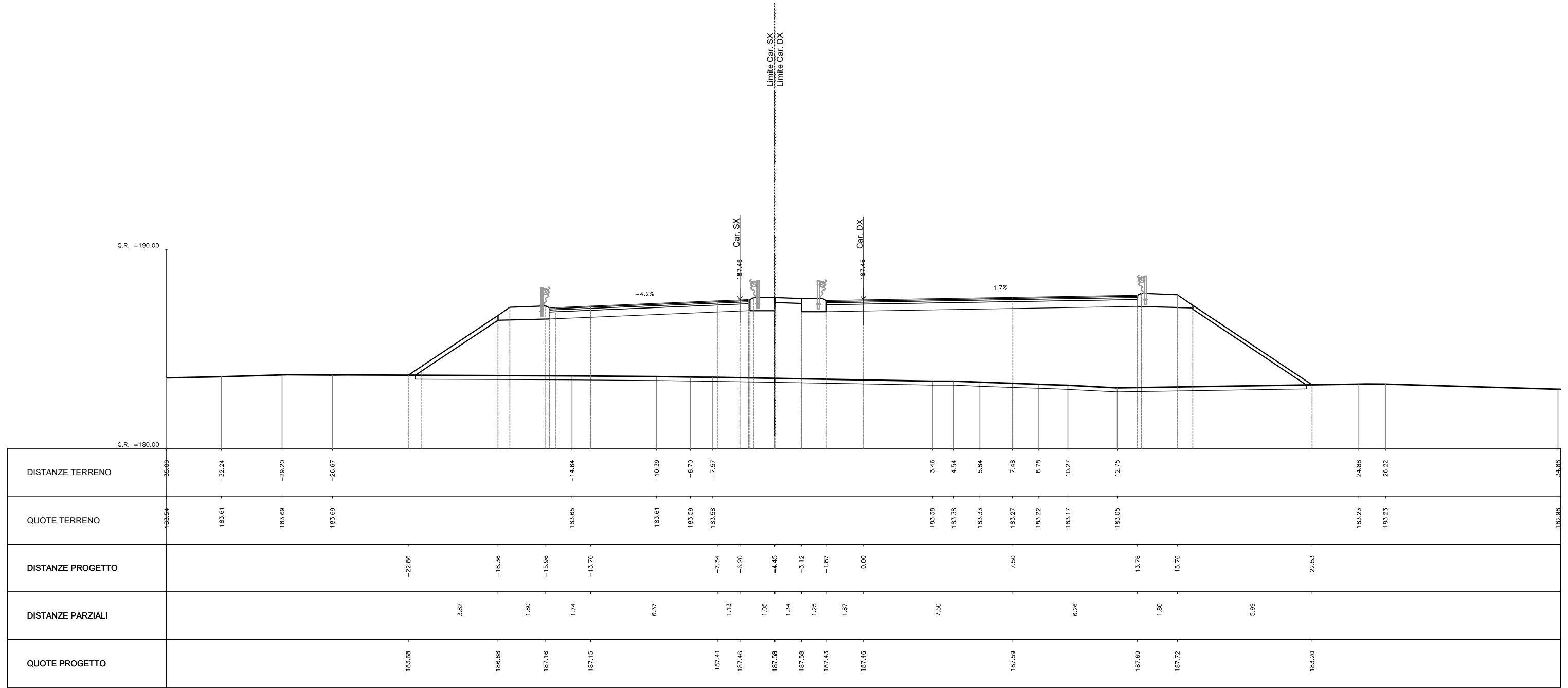
PROGRESSIVA 1+960.000



AREA CAR_SX		
Scavo:	0.00	mq
Rilevato:	48.54	mq
Inerbimento:	3.41	mq
Scotico:	3.61	mq
Prep. p. posa:	18.05	ml
Comp. scavo:	0.00	ml
Gradonatura:	0.00	ml

AREA CAR_DX		
Scavo:	0.00	mq
Rilevato:	89.79	mq
Inerbimento:	3.91	mq
Scotico:	5.34	mq
Prep. p. posa:	26.69	ml
Comp. scavo:	0.00	ml
Gradonatura:	0.00	ml

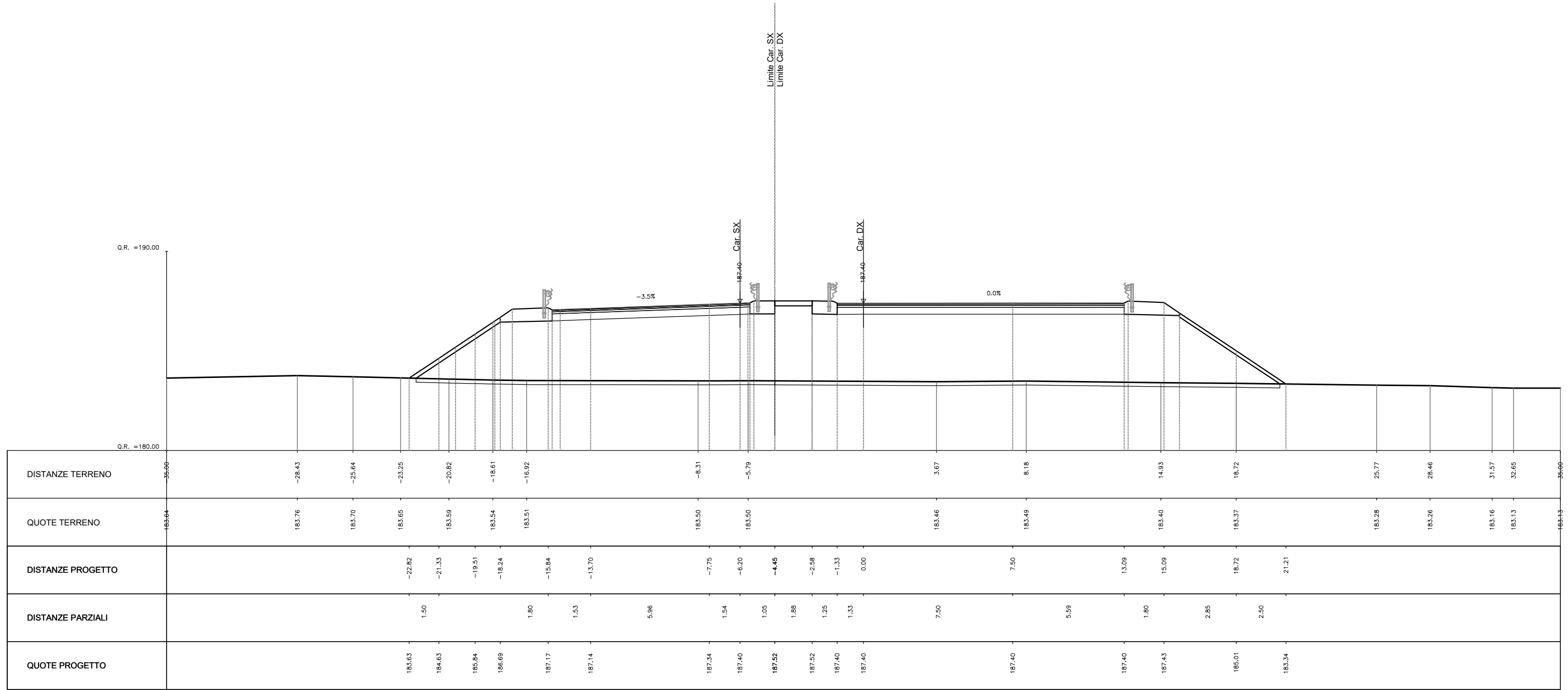
PROGRESSIVA 1+980.000



AREA CAR_SX		
Scavo:	0.00	mq
Rilevato:	49.70	mq
Inerbimento:	3.43	mq
Scotico:	3.60	mq
Prep. p. posa:	18.02	ml
Comp. scavo:	0.00	ml
Gradonatura:	0.00	ml

AREA CAR_DX		
Scavo:	0.00	mq
Rilevato:	78.11	mq
Inerbimento:	3.92	mq
Scotico:	5.07	mq
Prep. p. posa:	25.36	ml
Comp. scavo:	0.00	ml
Gradonatura:	0.00	ml

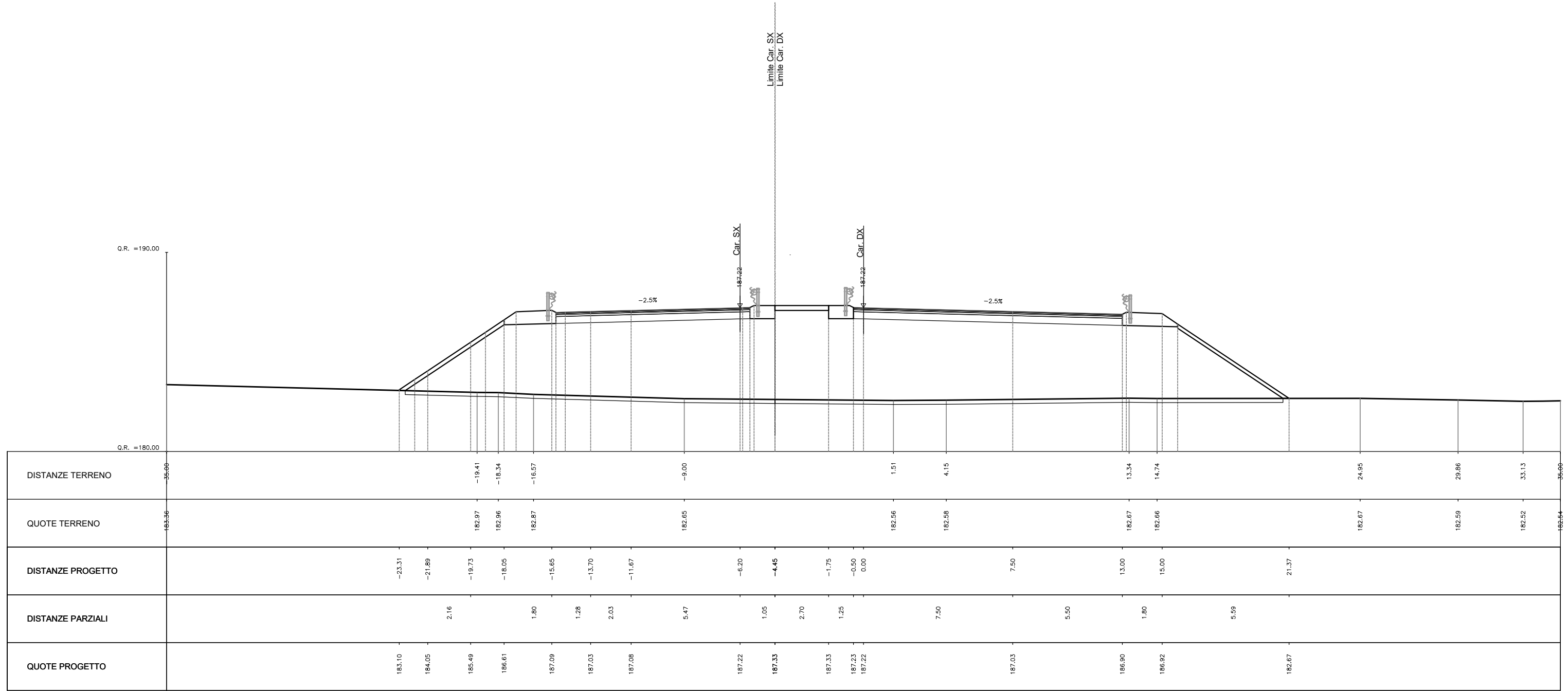
PROGRESSIVA 2+00.000



AREA CAR_SX		
Scavo:	0.00	mq
Rilevato:	60.18	mq
Inerbimento:	3.60	mq
Scotico:	3.71	mq
Prep. p. posa:	18.57	ml
Comp. scavo:	0.00	ml
Gradonatura:	0.00	ml

AREA CAR_DX		
Scavo:	0.00	mq
Rilevato:	89.91	mq
Inerbimento:	4.17	mq
Scotico:	5.10	mq
Prep. p. posa:	25.52	ml
Comp. scavo:	0.00	ml
Gradonatura:	0.00	ml

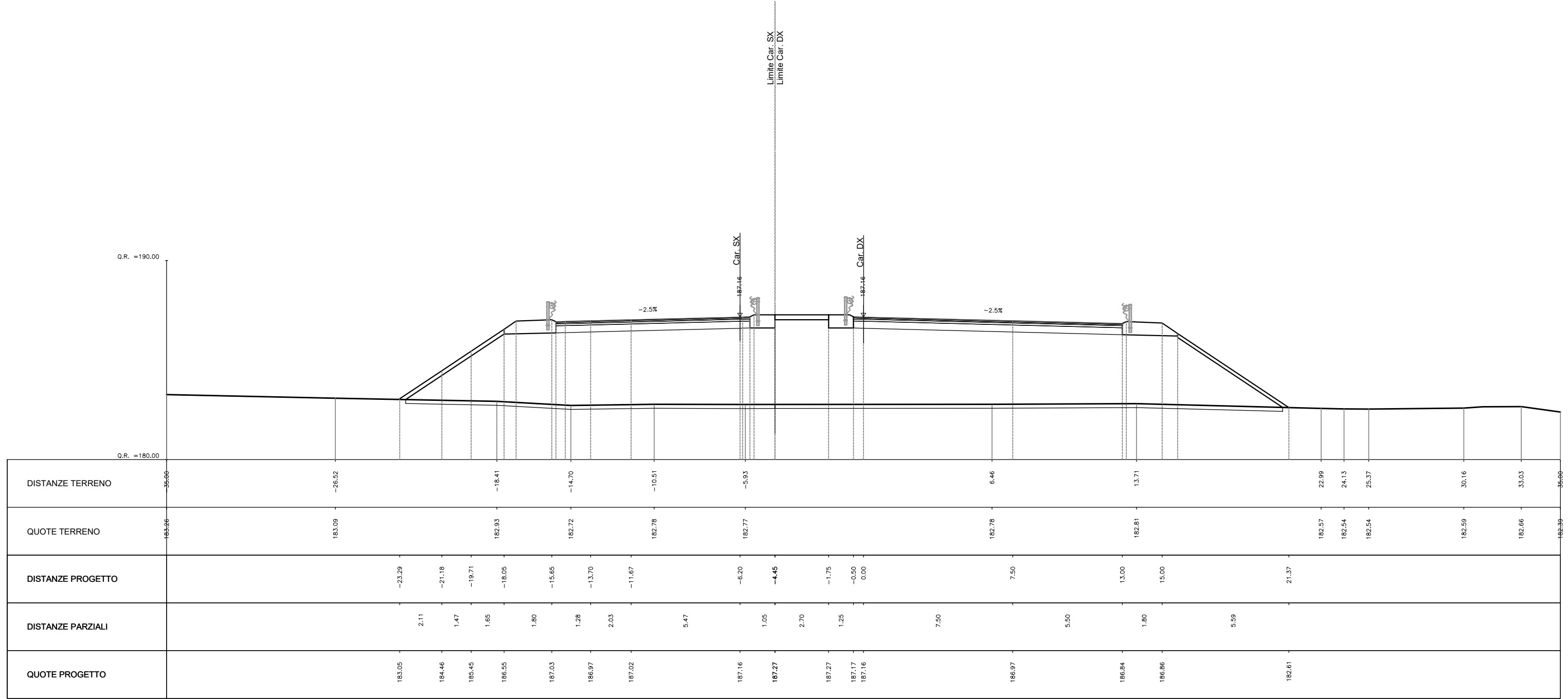
PROGRESSIVA 2+060.000



AREA CAR_SX		
Scavo:	0.00	mq
Rilevato:	58.69	mq
Inerbimento:	3.59	mq
Scotico:	3.71	mq
Prep. p. posa:	18.54	ml
Comp. scavo:	0.00	ml
Gradonatura:	0.00	ml

AREA CAR_DX		
Scavo:	0.00	mq
Rilevato:	84.75	mq
Inerbimento:	4.17	mq
Scotico:	5.10	mq
Prep. p. posa:	25.50	ml
Comp. scavo:	0.00	ml
Gradonatura:	0.00	ml

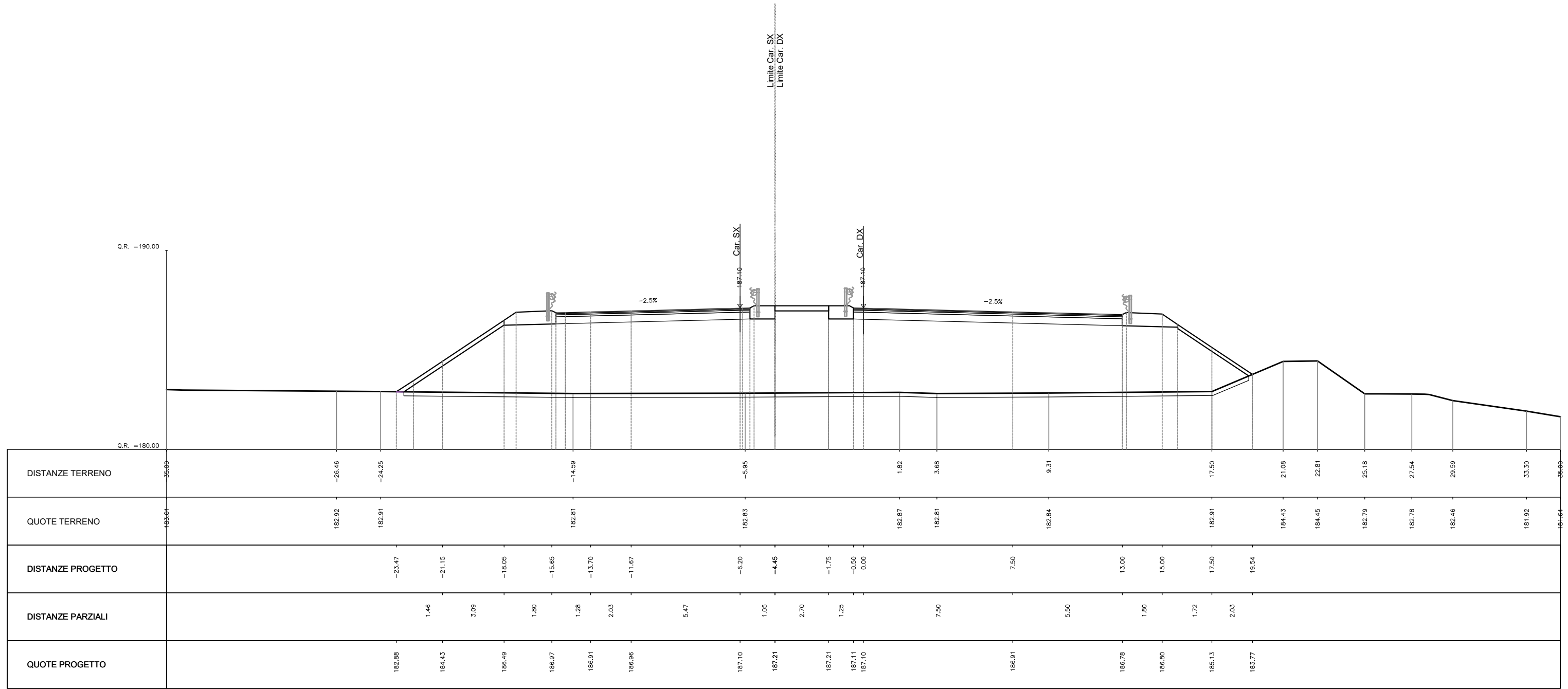
PROGRESSIVA 2+080.000



AREA CAR_SX		
Scavo:	0.00	mq
Rilevato:	57.41	mq
Inerbimento:	3.63	mq
Scotico:	3.73	mq
Prep. p. posa:	18.63	ml
Comp. scavo:	0.00	ml
Gradonatura:	0.00	ml

AREA CAR_DX		
Scavo:	0.00	mq
Rilevato:	79.69	mq
Inerbimento:	3.82	mq
Scotico:	4.79	mq
Prep. p. posa:	23.80	ml
Comp. scavo:	0.00	ml
Gradonatura:	0.00	ml

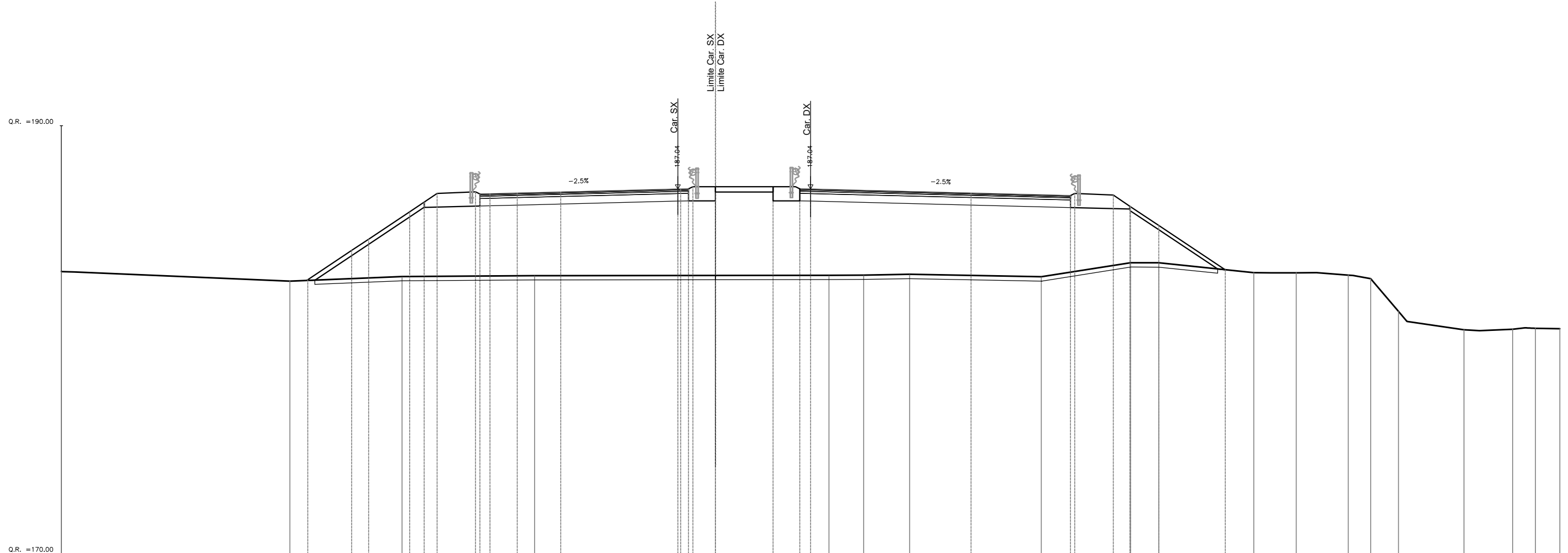
PROGRESSIVA 2+100.000



AREA CAR_SX		
Scavo:	0.00	mq
Rilevato:	53.92	mq
Inerbimento:	3.63	mq
Scotico:	3.74	mq
Prep. p. posa:	18.71	ml
Comp. scavo:	0.00	ml
Gradonatura:	0.00	ml

AREA CAR_DX		
Scavo:	0.00	mq
Rilevato:	69.96	mq
Inerbimento:	3.94	mq
Scotico:	4.71	mq
Prep. p. posa:	23.47	ml
Comp. scavo:	0.00	ml
Gradonatura:	0.00	ml

PROGRESSIVA 2+120.000

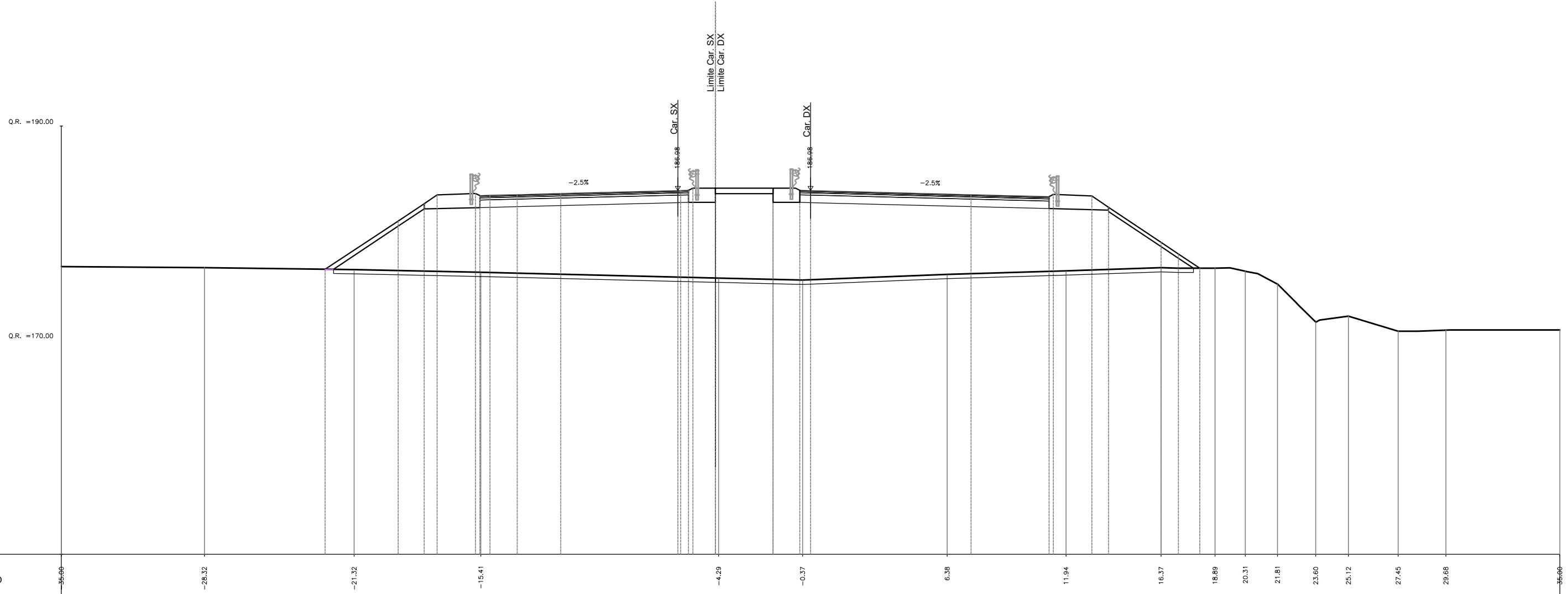


DISTANZE TERRENO	-35.00	-24.32	-19.08	-12.90	0.86	2.48	4.63	10.78	14.95	16.27	20.70	22.69	25.12	26.17	27.46	30.52	32.80	33.86	-35.00
QUOTE TERRENO	183.19	182.74	182.96	182.99	183.01	183.02	183.06	182.94	183.60	183.59	183.13	183.12	183.02	182.85	181.33	180.47	180.49	180.53	186.62
DISTANZE PROGETTO		-23.49	-21.44	-18.73	-17.45	-15.65	-13.70	-11.67	-6.20	-4.45	-1.75	-0.50	0.00	7.50	12.14	14.14	16.27	19.37	
DISTANZE PARZIALI		2.05	1.92	1.80	1.28	2.03	5.47	1.05	2.70	1.25	7.90	4.64	1.80	1.32	3.11				
QUOTE PROGETTO		182.80	184.17	185.98	186.64	186.91	186.85	186.90	187.04	187.15	187.15	187.05	187.04	186.85	186.74	186.76	185.34	183.27	

AREA CAR_SX		
Scavo:	0.00	mq
Rilevato:	50.01	mq
Inerbimento:	3.45	mq
Scotico:	0.00	mq
Prep. p. posa:	17.83	ml
Comp. scavo:	0.00	ml
Gradonatura:	0.00	ml

AREA CAR_DX		
Scavo:	0.00	mq
Rilevato:	67.09	mq
Inerbimento:	3.91	mq
Scotico:	4.47	mq
Prep. p. posa:	22.33	ml
Comp. scavo:	0.00	ml
Gradonatura:	0.00	ml

PROGRESSIVA 2+140.000

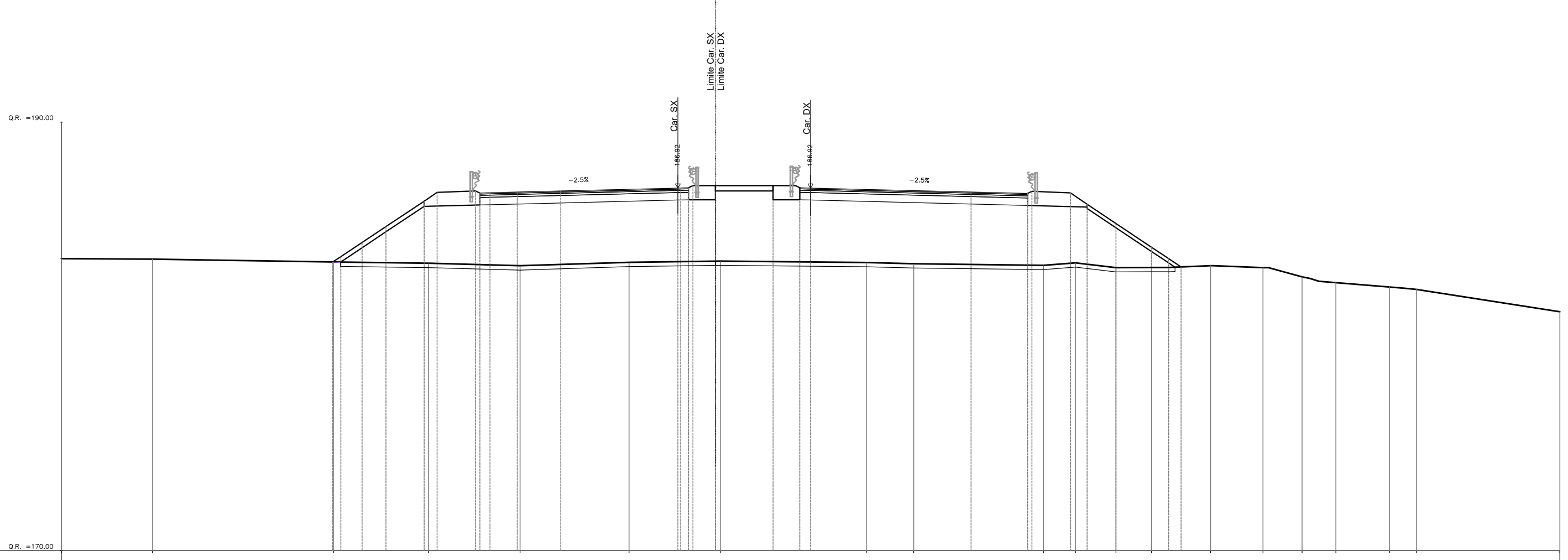


DISTANZE TERRENO	-35.00	-28.32	-21.32	-15.41	-4.29	-0.37	6.38	11.94	16.37	18.89	20.31	21.81	23.60	25.12	27.45	29.68	35.00	
QUOTE TERRENO	183.43	183.38	183.30	183.17	182.90	182.80	183.07	183.24	183.38	183.36	183.22	182.62	180.84	181.12	180.42	180.46	186.47	
DISTANZE PROGETTO			-22.68	-19.27	-18.05	-15.65	-13.70	-11.67	-6.20	-4.45	-1.75	-0.50	0.00	7.50	11.14	13.14	16.37	18.18
DISTANZE PARZIALI			3.41	1.22	1.80	1.28	2.03	5.47	1.05	2.70	1.25	7.90	3.64	1.80	2.46			
QUOTE PROGETTO			183.28	185.56	186.37	186.85	186.79	186.84	186.98	187.09	187.09	186.99	186.98	186.79	186.70	186.73	184.57	183.36

AREA CAR_SX		
Scavo:	0.00	mq
Rilevato:	43.70	mq
Inerbimento:	3.36	mq
Scotico:	3.50	mq
Prep. p. posa:	17.51	ml
Comp. scavo:	0.00	ml
Gradonatura:	0.00	ml

AREA CAR_DX		
Scavo:	0.00	mq
Rilevato:	56.37	mq
Inerbimento:	3.93	mq
Scotico:	4.30	mq
Prep. p. posa:	21.48	ml
Comp. scavo:	0.00	ml
Gradonatura:	0.00	ml

PROGRESSIVA 2+160.000

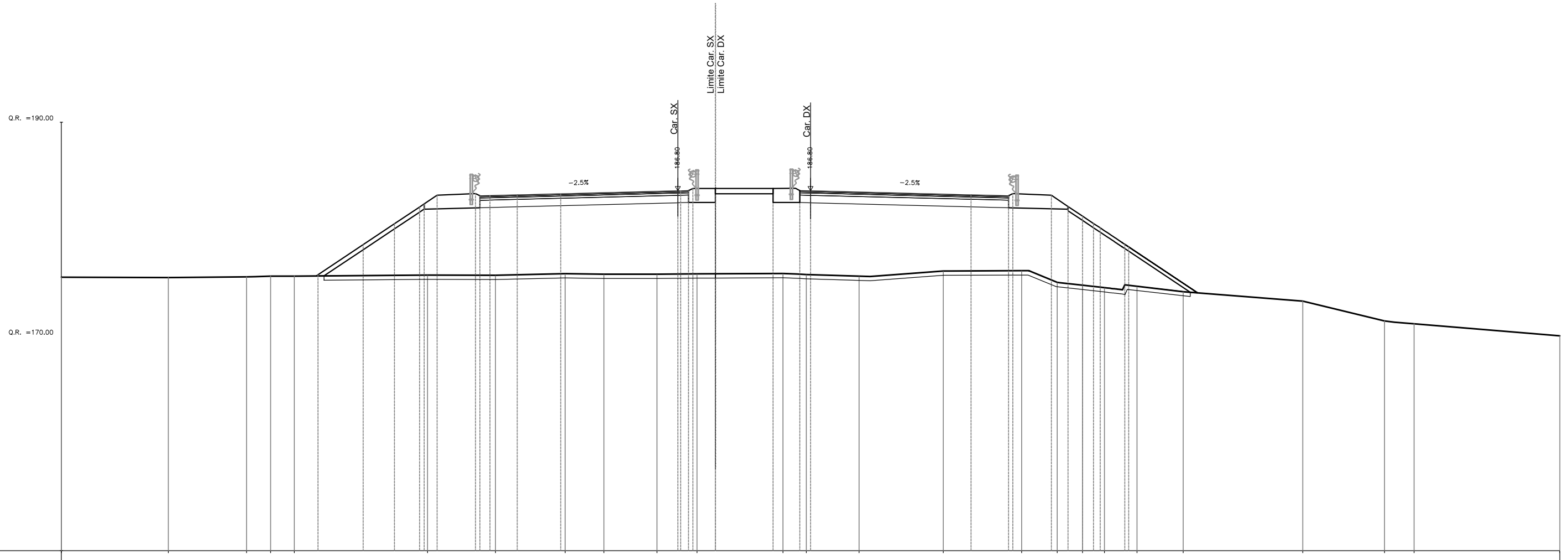


DISTANZE TERRENO	35.66	-30.74	-22.29	-17.84	-13.57	-8.48	-4.21	2.60	4.82	10.88	12.37	14.27	15.93	18.69	21.14	22.97	24.54	27.04	28.31	35.66	
QUOTE TERRENO	183.63	183.61	183.47	183.41	183.29	183.46	183.51	183.45	183.39	183.31	183.43	183.21	183.21	183.30	183.21	182.78	182.51	182.30	182.19	181.15	
DISTANZE PROGETTO			-22.32	-20.95	-19.83	-18.05	-15.65	-13.70	-11.67	-6.20	-4.45	-1.75	-0.50	0.00	7.50	10.14	12.14	14.27	15.93	17.31	
DISTANZE PARZIALI				1.12	1.78	1.80	1.28	2.03	5.47	1.05	2.70	1.25			7.90	2.64	1.80	1.35	1.66		
QUOTE PROGETTO			183.46	184.38	185.12	186.31	186.79	186.73	186.78	186.92	187.03	186.96	186.93	186.92	186.73	186.67	186.69	185.27	184.16	183.24	

AREA CAR_SX		
Scavo:	0.00	mq
Rilevato:	50.99	mq
Inerbimento:	3.52	mq
Scotico:	3.66	mq
Prep. p. posa:	18.28	ml
Comp. scavo:	0.00	ml
Gradonatura:	0.00	ml

AREA CAR_DX		
Scavo:	0.00	mq
Rilevato:	63.65	mq
Inerbimento:	4.26	mq
Scotico:	4.50	mq
Prep. p. posa:	22.19	ml
Comp. scavo:	0.00	ml
Gradonatura:	0.00	ml

PROGRESSIVA 2+20.000

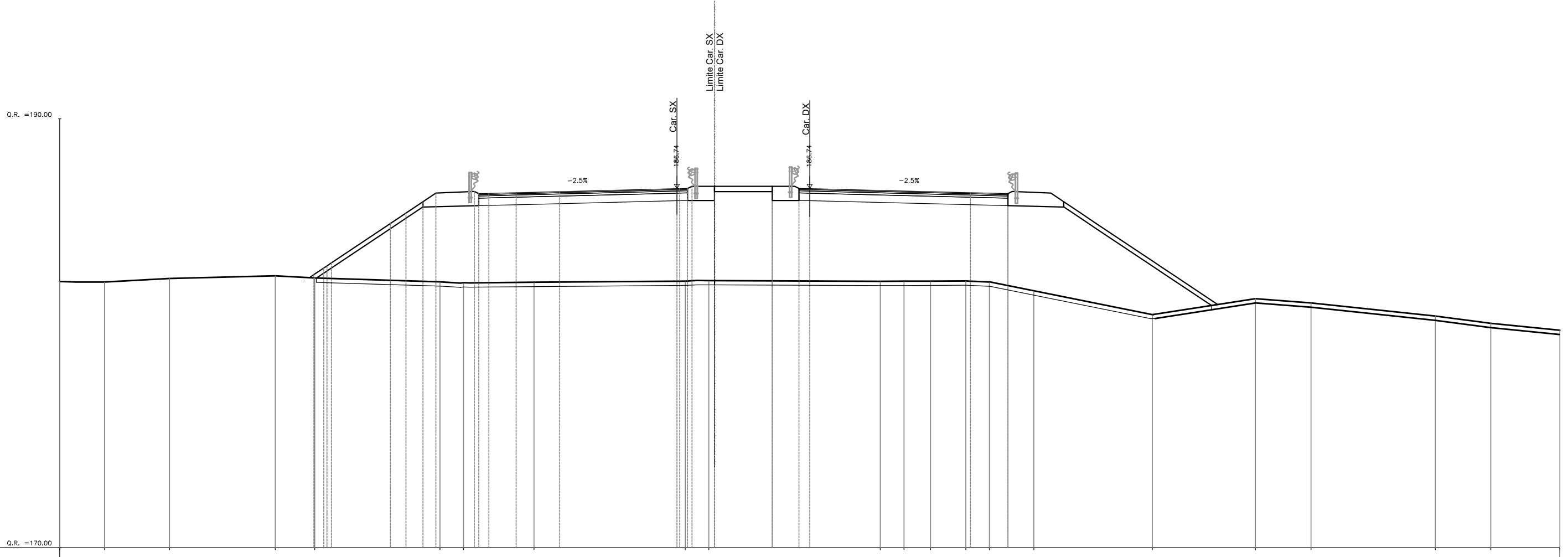


DISTANZE TERRENO	-35.00	-30.00	-26.35	-25.22	-24.12	-17.89	-14.72	-11.47	-9.65	-7.17	-5.31	-1.29	-0.20	2.27	6.20	9.86	11.52	12.70	13.73	15.25	17.41	23.00	26.81	28.19	-35.00		
QUOTE TERRENO	182.77	182.75	182.76	182.82	182.82	182.86	182.86	182.93	182.91	182.91	182.92	182.94	182.89	182.82	183.06	183.07	182.53	182.39	182.28	182.34	182.09	181.65	180.73	180.59	186.63		
DISTANZE PROGETTO						-23.01	-20.90	-19.44	-18.27	-15.65	-13.70	-11.67	-6.20	-4.45	-1.75	-0.50	0.00				7.50	9.25	11.25	12.70	13.73	14.86	
DISTANZE PARZIALI						2.10	1.47	1.17	1.80	1.28	2.03	5.47	1.05	2.70	1.25						7.90	1.75	1.80				
QUOTE PROGETTO						182.88	184.29	185.26	186.04	186.67	186.61	186.66	186.80	186.91	186.84	186.81	186.80				186.61	186.57	186.60	185.62	184.93	184.18	

AREA CAR_SX		
Scavo:	0.00	mq
Rilevato:	58.38	mq
Inerbimento:	3.66	mq
Scotico:	3.72	mq
Prep. p. posa:	18.58	ml
Comp. scavo:	0.00	ml
Gradonatura:	0.00	ml

AREA CAR_DX		
Scavo:	0.00	mq
Rilevato:	78.30	mq
Inerbimento:	4.74	mq
Scotico:	4.67	mq
Prep. p. posa:	23.19	ml
Comp. scavo:	0.00	ml
Gradonatura:	0.00	ml

PROGRESSIVA 2+220.000

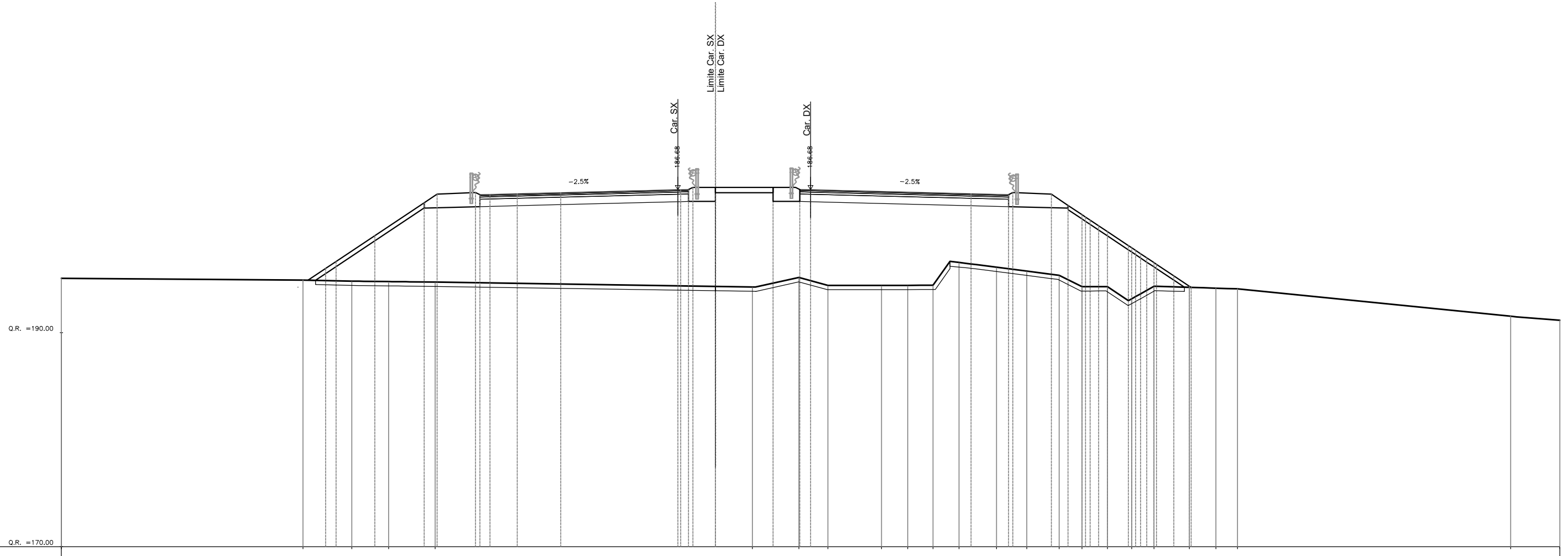


DISTANZE TERRENO	-35.66	-32.91	-29.87	-24.94	-23.10	-17.26	-16.16	-12.87	-5.81	-4.71		3.29	4.40	5.64	7.28	8.38	10.46	15.98	20.80	23.39	29.19	31.78	35.66		
QUOTE TERRENO	182.44	182.39	182.56	182.68	182.58	182.40	182.35	182.38	182.43	182.45		182.42	182.43	182.43	182.44	182.39	181.98	180.87	181.61	181.41	180.80	180.46	180.14		
DISTANZE PROGETTO					-23.59	-22.53	-19.57	-18.05	-15.65	-13.70	-11.67	-6.20	-4.45	-1.75	-0.50	0.00	7.50	9.25							
DISTANZE PARZIALI						2.76		1.80	1.28	2.03	5.47	1.05	2.70	1.25			7.50	1.75							
QUOTE PROGETTO					182.44	183.14	185.12	186.13	186.61	186.55	186.60	186.74	186.85	186.85	186.75	186.74	186.55	186.51							

AREA CAR_SX		
Scavo:	0.00	mq
Rilevato:	59.48	mq
Inerbimento:	3.75	mq
Scotico:	3.73	mq
Prep. p. posa:	18.67	ml
Comp. scavo:	0.00	ml
Gradonatura:	0.00	ml

AREA CAR_DX		
Scavo:	0.00	mq
Rilevato:	68.75	mq
Inerbimento:	4.20	mq
Scotico:	4.63	mq
Prep. p. posa:	21.91	ml
Comp. scavo:	0.00	ml
Gradonatura:	0.00	ml

PROGRESSIVA 2+240.000

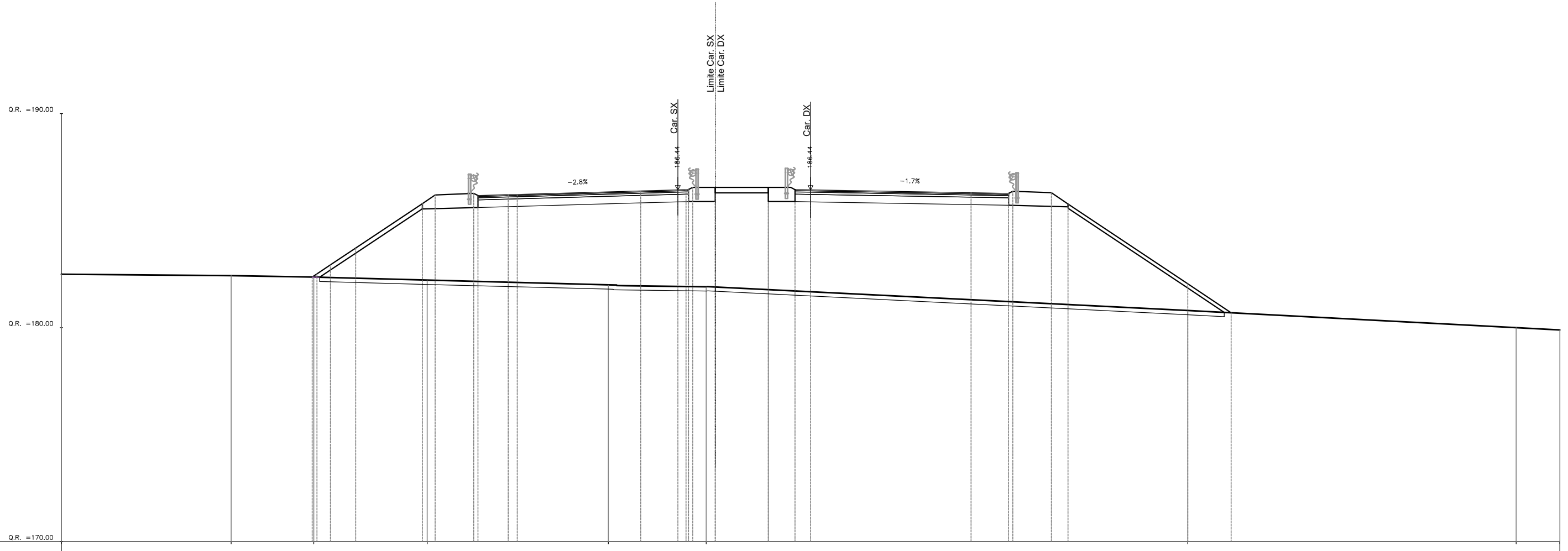


DISTANZE TERRENO	35.00	-23.72	-21.43	-19.71	-17.54		-2.72	-0.55	0.81	3.31	4.54	5.72	6.93	8.69	10.10	11.61	12.68	13.87	15.00	16.04	17.70	18.93	19.95	32.70	35.00	
QUOTE TERRENO	182.54	182.46	182.41	182.39	182.36		182.13	182.58	182.21	182.21	182.21	182.22	183.28	183.06	182.88	182.69	182.15	182.15	181.58	182.17	182.12	182.08	182.05	180.77	180.68	
DISTANZE PROGETTO		-23.96	-22.66	-20.36	-18.05	-15.65	-13.70	-11.67	-6.20	-4.45	-1.75	-0.50	0.00	7.50	9.25	11.25	12.68	13.87	15.00	16.04	17.70					
DISTANZE PARZIALI			1.81	2.30	1.80	1.28	2.03	5.47	1.05	2.70	1.25		7.50	1.75	1.80											
QUOTE PROGETTO		182.13	183.00	184.53	186.07	186.55	186.49	186.54	186.68	186.79	186.72	186.69	186.68	186.49	186.45	186.48	186.51	184.72	183.97	183.27	182.17					

AREA CAR_SX		
Scavo:	0.00	mq
Rilevato:	58.41	mq
Inerbimento:	3.57	mq
Scotico:	3.70	mq
Prep. p. posa:	18.48	ml
Comp. scavo:	0.00	ml
Gradonatura:	0.00	ml

AREA CAR_DX		
Scavo:	0.00	mq
Rilevato:	88.99	mq
Inerbimento:	4.52	mq
Scotico:	4.76	mq
Prep. p. posa:	23.77	ml
Comp. scavo:	0.00	ml
Gradonatura:	0.00	ml

PROGRESSIVA 2+320.000

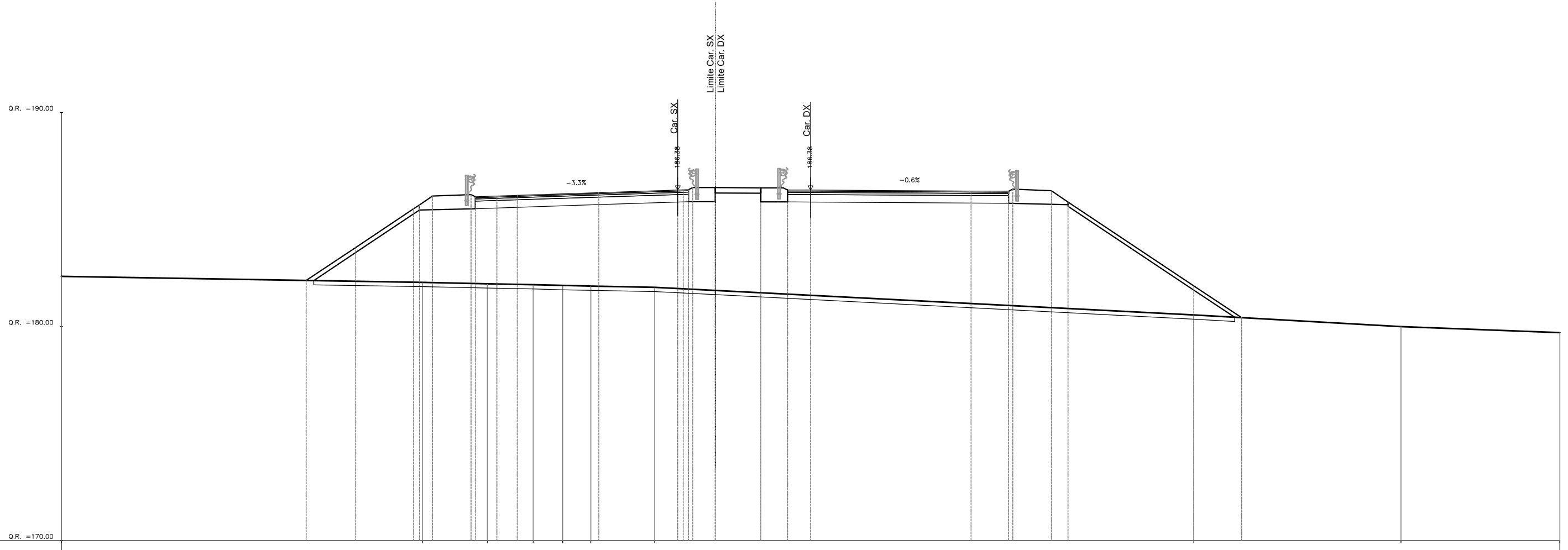


DISTANZE TERRENO	-35.00	-27.07	-23.21	-17.91	-9.45	-4.87	17.62	32.96	35.00
QUOTE TERRENO	182.59	182.43	182.37	182.22	182.00	181.91	180.81	180.00	179.99
DISTANZE PROGETTO			-23.28	-21.25	-18.14	-15.74	-14.12		
DISTANZE PARZIALI			1.19	3.11	1.80	1.41	5.76	1.74	1.05
QUOTE PROGETTO			182.37	183.72	185.80	186.28	186.22	186.39	186.44

AREA CAR_SX		
Scavo:	0.00	mq
Rilevato:	59.99	mq
Inerbimento:	3.61	mq
Scotico:	3.75	mq
Prep. p. posa:	18.76	ml
Comp. scavo:	0.00	ml
Gradonatura:	0.00	ml

AREA CAR_DX		
Scavo:	0.00	mq
Rilevato:	94.41	mq
Inerbimento:	4.53	mq
Scotico:	4.86	mq
Prep. p. posa:	24.26	ml
Comp. scavo:	0.00	ml
Gradonatura:	0.00	ml

PROGRESSIVA 2+340.000

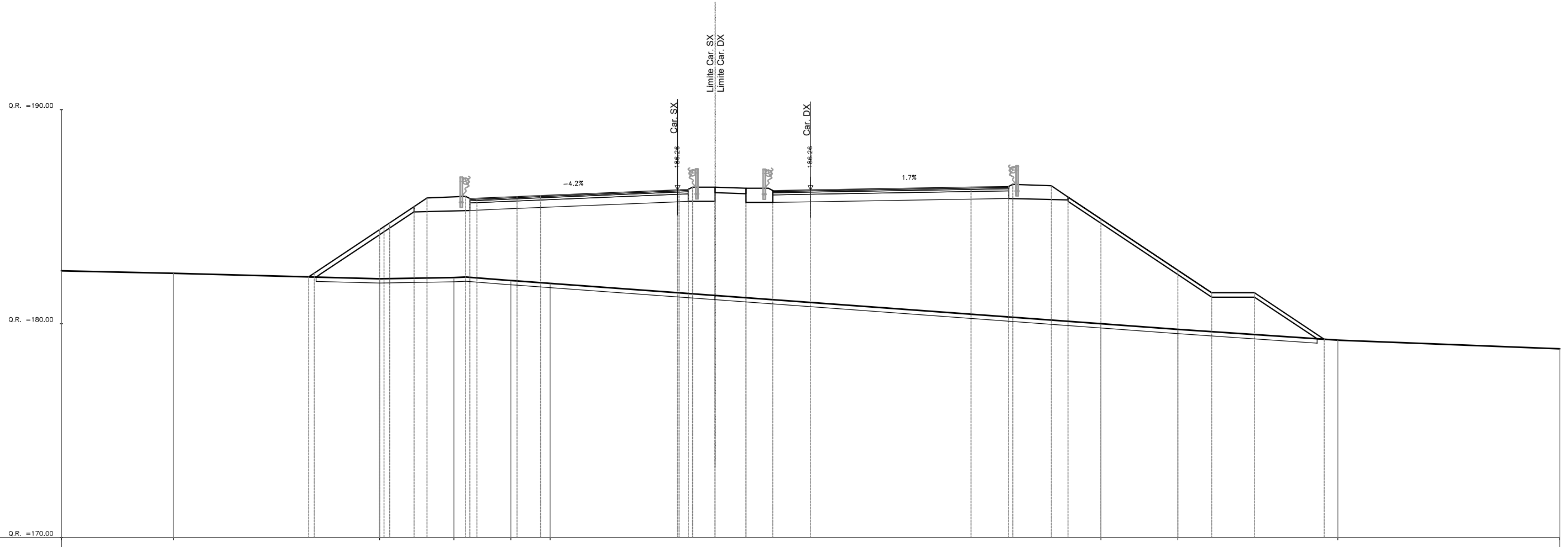


DISTANZE TERRENO	-35.00		-18.13	-15.10	-12.96	-11.58	-10.27	-7.28											17.91		27.58	-35.00
QUOTE TERRENO	182.25		182.07	182.00	181.96	181.92	181.90	181.84											180.55		180.00	179.72
DISTANZE PROGETTO		-23.56	-21.25	-19.54	-15.86	-14.66		-9.89	-6.20	-4.45	-2.33	-1.08	0.00		7.50	9.25	11.25		17.91	20.14		
DISTANZE PARZIALI			2.31	2.71	1.80	1.00	3.81	3.69	1.05	2.13	1.25	1.08		7.90	1.75	1.80		5.88	2.23			
QUOTE PROGETTO		182.16	183.70	185.50	186.17	186.10		186.26	186.38	186.50	186.50	186.39	186.38		186.34	186.33	186.35		181.91	180.42		

AREA CAR_SX		
Scavo:	0.00	mq
Rilevato:	58.71	mq
Inerbimento:	3.52	mq
Scotico:	3.74	mq
Prep. p. posa:	18.64	ml
Comp. scavo:	0.00	ml
Gradonatura:	0.00	ml

AREA CAR_DX		
Scavo:	0.00	mq
Rilevato:	114.24	mq
Inerbimento:	5.13	mq
Scotico:	5.64	mq
Prep. p. posa:	28.12	ml
Comp. scavo:	0.00	ml
Gradonatura:	0.00	ml

PROGRESSIVA 2+380.000

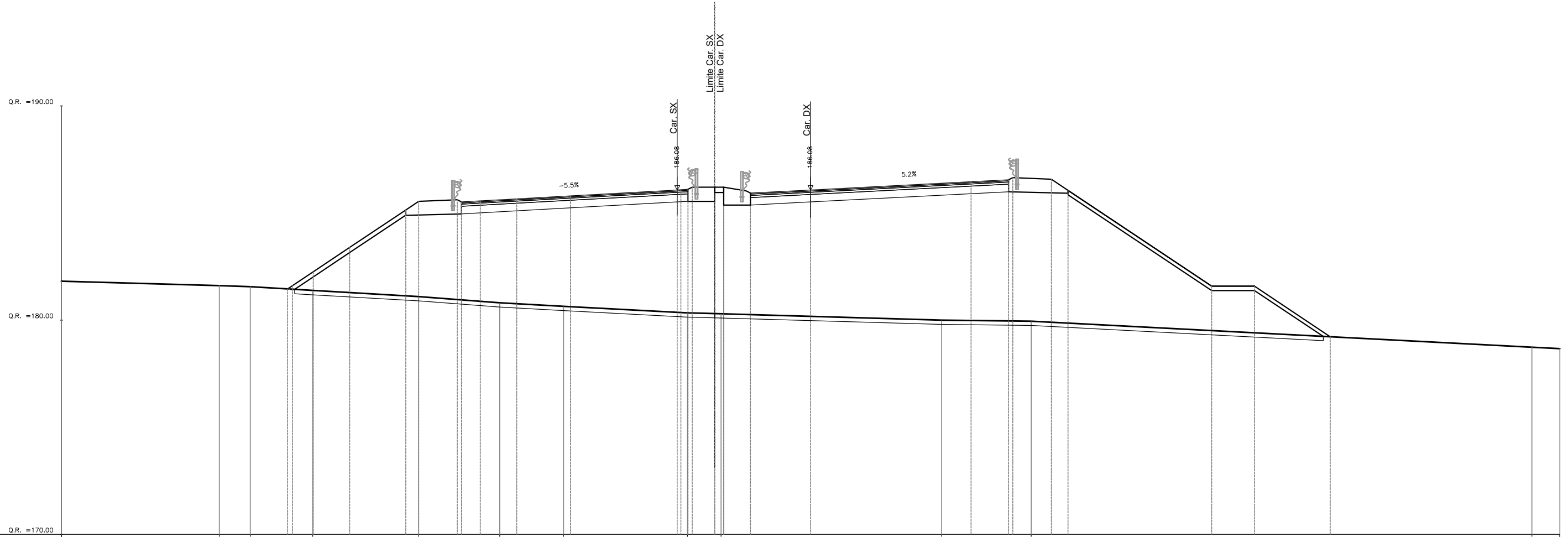


DISTANZE TERRENO	-35.00	-29.76	-20.14	-16.66	-14.00	-12.16	-6.21	-4.46	-3.02	-1.77	0.00	7.50	9.25	11.25	13.56	17.16	18.74	20.74	24.63	-35.00
QUOTE TERRENO	182.47	182.36	182.10	182.16	182.02	181.89	186.26	186.38	186.38	186.23	186.26	186.39	186.42	186.45	184.90	182.50	181.45	181.45	179.23	176.83
DISTANZE PROGETTO		-23.45	-20.14	-18.52	-16.12	-13.71	-12.61	-6.21	-4.46	-3.02	-1.77	0.00	7.50	9.25	11.25	13.56	17.16	18.74	20.74	24.00
DISTANZE PARZIALI		3.05	1.14	1.80	1.88	1.10	6.40	1.05	1.44	1.25	1.77	7.50	1.75	1.80	1.53	3.60	1.58	2.00	3.26	
QUOTE PROGETTO		182.19	184.40	185.48	185.96	185.95	185.99	186.26	186.38	186.38	186.23	186.26	186.39	186.42	186.45	184.90	182.50	181.45	181.45	179.27

AREA CAR_SX		
Scavo:	0.00	mq
Rilevato:	75.41	mq
Inerbimento:	3.64	mq
Scotico:	3.93	mq
Prep. p. posa:	19.63	ml
Comp. scavo:	0.00	ml
Gradonatura:	0.00	ml

AREA CAR_DX		
Scavo:	0.00	mq
Rilevato:	126.45	mq
Inerbimento:	5.00	mq
Scotico:	5.69	mq
Prep. p. posa:	28.43	ml
Comp. scavo:	0.00	ml
Gradonatura:	0.00	ml

PROGRESSIVA 2+440.000

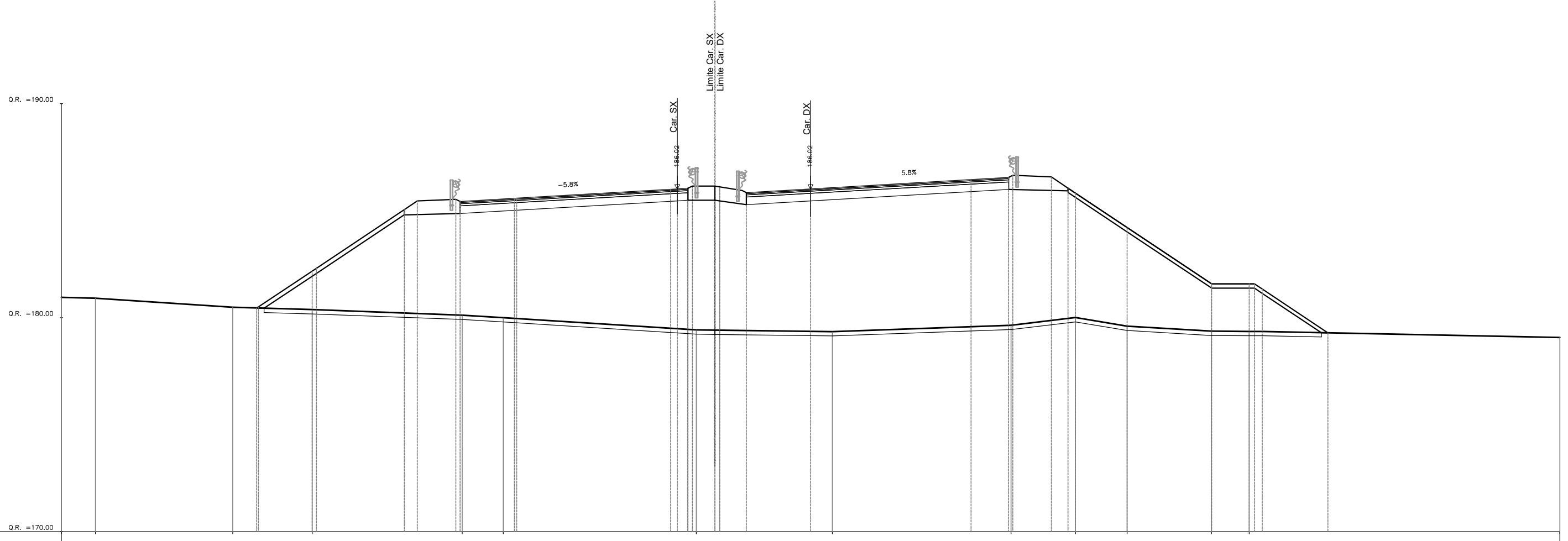


DISTANZE TERRENO	35.00	-27.62	-26.17	-23.26	-18.31	-14.52	-11.54	-5.76	-4.18	6.12	10.31	33.69	35.00						
QUOTE TERRENO	181.62	181.61	181.56	181.39	181.10	180.82	180.65	180.54	180.30	180.00	179.95	178.73	176.67						
DISTANZE PROGETTO		-24.44	-23.23	-21.53	-18.91	-16.51	-15.43	-13.73	-11.21	-6.23	-4.48	-2.81	0.00	7.50	9.25	11.25	18.74	20.74	24.28
DISTANZE PARZIALI			1.70	2.62	1.80	1.70	2.51	4.99	1.05	1.25	2.81	7.90	1.75	1.80	6.71	2.00	3.54		
QUOTE PROGETTO		181.45	182.26	183.40	185.14	185.62	185.57	185.67	185.81	186.08	186.21	185.94	186.08	186.47	186.56	186.59	181.59	181.59	179.22

AREA CAR_SX		
Scavo:	0.00	mq
Rilevato:	92.16	mq
Inerbimento:	3.99	mq
Scotico:	4.22	mq
Prep. p. posa:	21.06	ml
Comp. scavo:	0.00	ml
Gradonatura:	0.00	ml

AREA CAR_DX		
Scavo:	0.00	mq
Rilevato:	135.70	mq
Inerbimento:	4.85	mq
Scotico:	5.68	mq
Prep. p. posa:	28.34	ml
Comp. scavo:	0.00	ml
Gradonatura:	0.00	ml

PROGRESSIVA 2+460.000

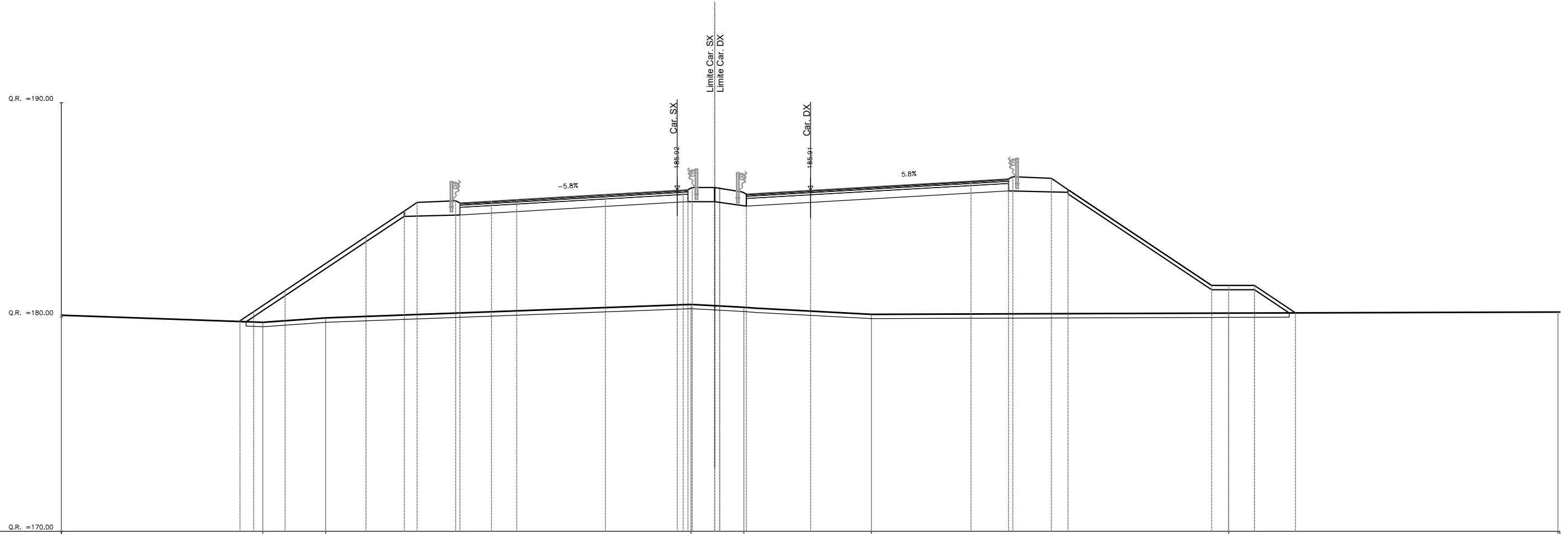


DISTANZE TERRENO	-35.00	-33.41	-26.99	-23.29	-16.27	-14.35	-5.34	1.01	9.36	12.36	14.79	18.73	20.49	-35.00						
QUOTE TERRENO	180.95	180.91	180.49	180.38	180.12	180.00	179.43	179.35	179.65	180.01	179.61	179.37	179.36	179.67						
DISTANZE PROGETTO			-25.88	-23.29	-18.98	-16.57	-13.83	-6.54	-5.52	-4.47	-3.00	0.00	7.50	9.25	11.25	12.36	14.79	18.73	20.49	24.17
DISTANZE PARZIALI			2.51	4.11	1.80	2.54	7.18	1.05	1.25	3.00	7.50	1.75	1.80	2.41	3.94	1.75	3.07			
QUOTE PROGETTO			180.45	182.18	185.05	185.53	185.58	186.00	186.15	186.15	186.85	186.02	186.45	186.55	186.58	185.82	184.21	181.59	181.58	179.29

AREA CAR_SX		
Scavo:	0.00	mq
Rilevato:	85.08	mq
Inerbimento:	4.13	mq
Scotico:	4.38	mq
Prep. p. posa:	21.89	ml
Comp. scavo:	0.00	ml
Gradonatura:	0.00	ml

AREA CAR_DX		
Scavo:	0.00	mq
Rilevato:	113.62	mq
Inerbimento:	4.55	mq
Scotico:	5.37	mq
Prep. p. posa:	26.84	ml
Comp. scavo:	0.00	ml
Gradonatura:	0.00	ml

PROGRESSIVA 2+500.000

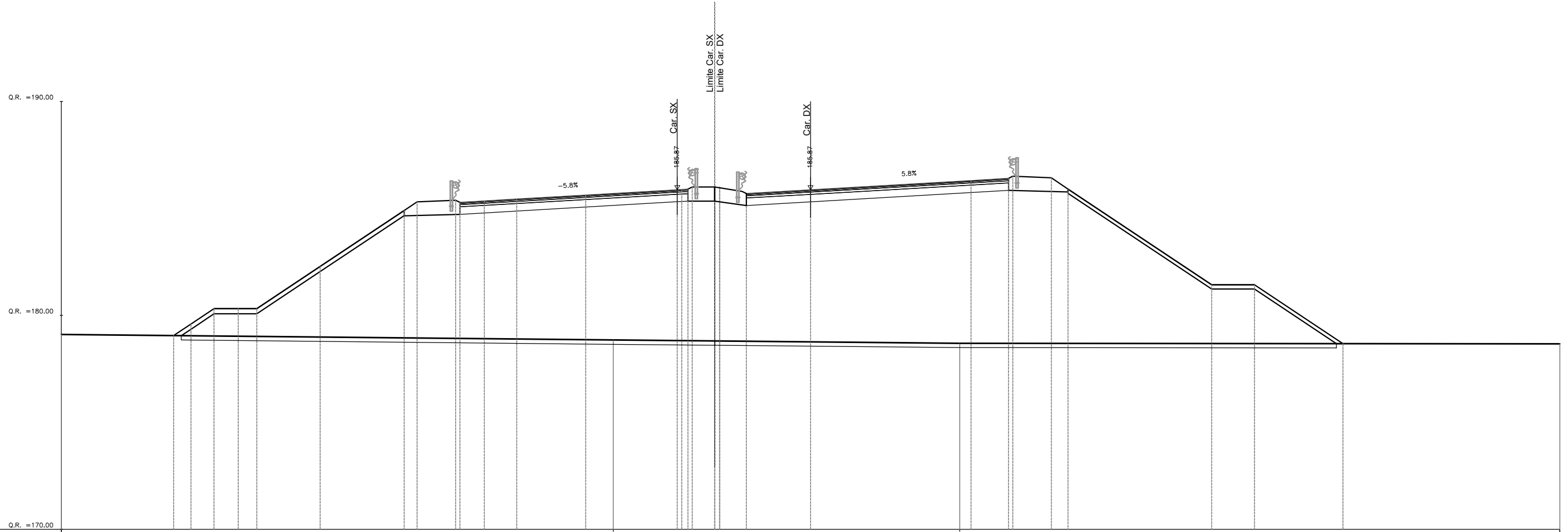


DISTANZE TERRENO	35.00	-25.59	-22.66		-5.58	-3.11	2.85		19.53	34.91									
QUOTE TERRENO	180.00	179.75	179.96		180.59	180.46	180.13		180.19	180.24									
DISTANZE PROGETTO		-26.65	-24.55	-20.77	-18.98	-16.58	-14.91	-13.73	-9.58	-6.23	-4.48	-3.00	0.00	7.50	9.25	11.25	18.74	20.74	22.66
DISTANZE PARZIALI		1.47	3.78	1.79	1.80	1.47	1.18	4.15	3.35	1.05	1.25	3.00		7.50	1.75	1.80	6.71	1.21	1.92
QUOTE PROGETTO		179.83	181.23	183.75	184.95	185.43	185.41	185.48	185.72	185.92	186.04	185.74	185.91	186.35	186.45	186.48	181.48	181.48	180.20

AREA CAR_SX		
Scavo:	0.00	mq
Rilevato:	114.98	mq
Inerbimento:	4.92	mq
Scotico:	4.98	mq
Prep. p. posa:	24.92	ml
Comp. scavo:	0.00	ml
Gradonatura:	0.00	ml

AREA CAR_DX		
Scavo:	0.00	mq
Rilevato:	154.21	mq
Inerbimento:	4.99	mq
Scotico:	5.81	mq
Prep. p. posa:	29.05	ml
Comp. scavo:	0.00	ml
Gradonatura:	0.00	ml

PROGRESSIVA 2+60.000

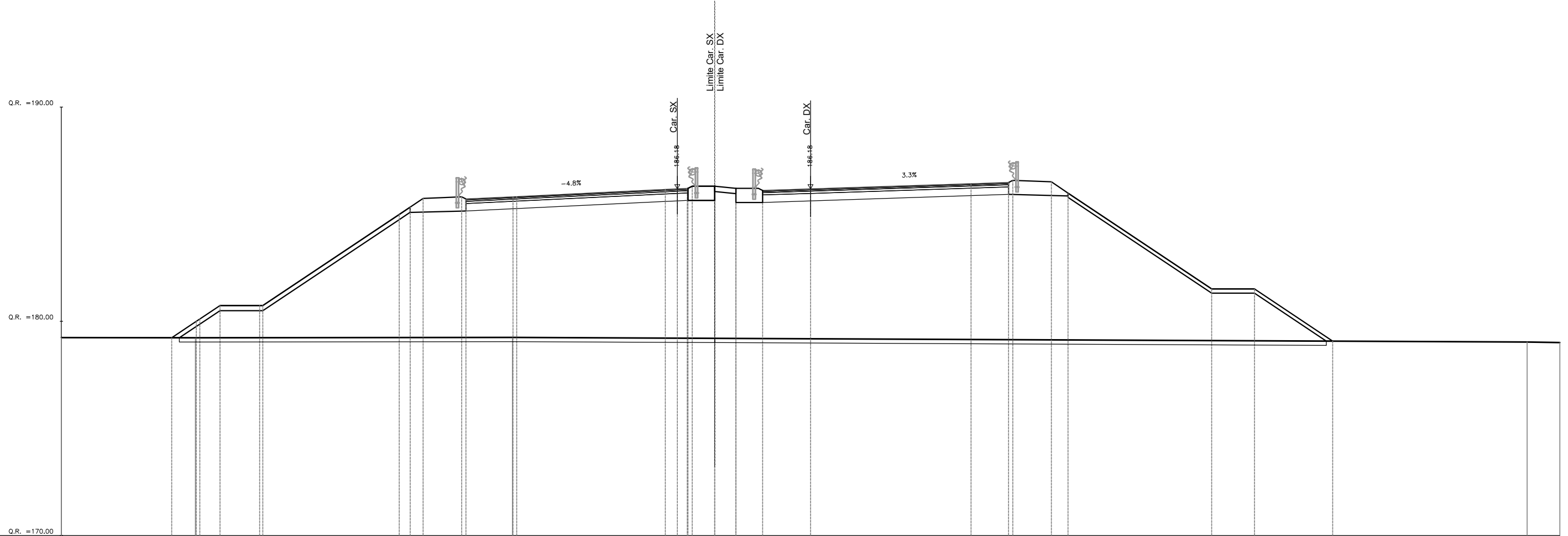


DISTANZE TERRENO																-35.00		-35.00		
QUOTE TERRENO																179.11		176.67		
DISTANZE PROGETTO	-29.75	-27.87	-26.74	-22.91	-18.98	-16.58	-15.24	-13.73	-10.50	-9.22	-6.23	-4.48	-3.00	0.00	7.50	9.25	11.25	18.74	20.74	24.87
DISTANZE PARZIALI	1.07	1.13	2.96	3.92	1.80	1.14	1.51	3.23	4.27	1.05	1.25	3.00	7.50	1.75	1.80	6.71	2.00	4.13		
QUOTE PROGETTO	179.06	180.31	180.31	182.29	184.90	185.38	185.35	185.44	185.63	185.87	186.00	185.70	185.87	186.30	186.40	186.43	181.43	181.43	178.68	

AREA CAR_SX		
Scavo:	0.00	mq
Rilevato:	115.48	mq
Inerbimento:	5.01	mq
Scotico:	5.00	mq
Prep. p. posa:	25.01	ml
Comp. scavo:	0.00	ml
Gradonatura:	0.00	ml

AREA CAR_DX		
Scavo:	0.00	mq
Rilevato:	147.02	mq
Inerbimento:	5.10	mq
Scotico:	5.71	mq
Prep. p. posa:	28.57	ml
Comp. scavo:	0.00	ml
Gradonatura:	0.00	ml

PROGRESSIVA 2+720.000

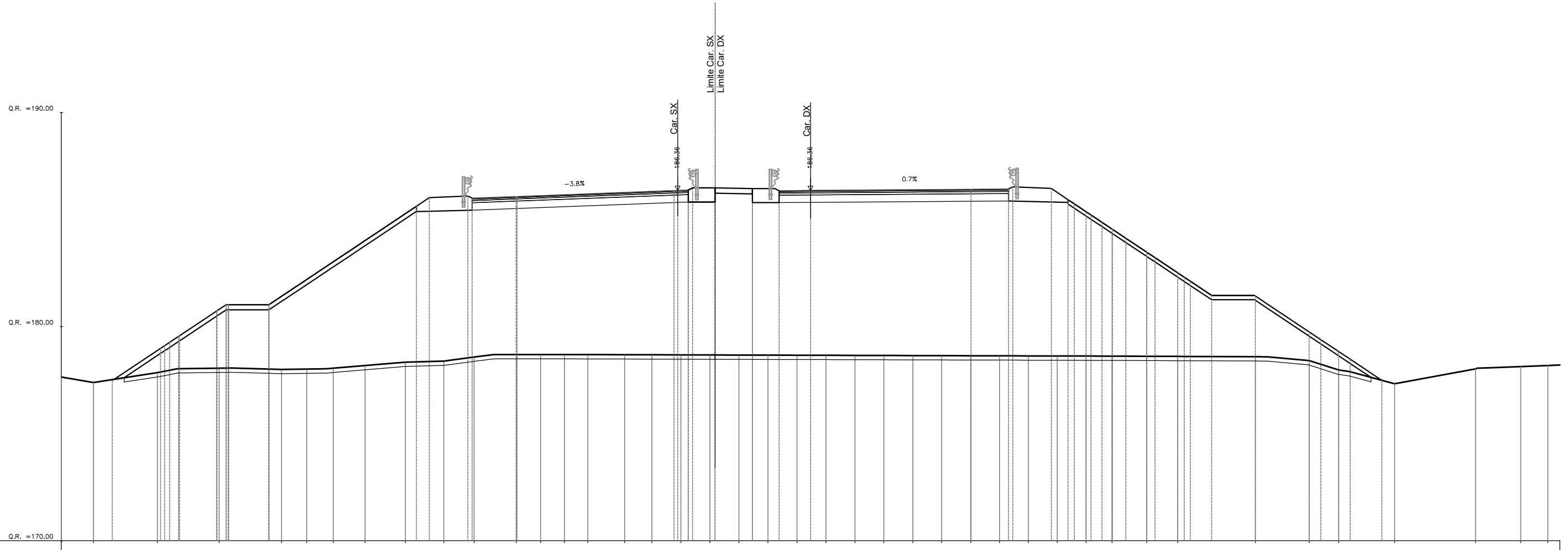


DISTANZE TERRENO	35.60	-28.74	-13.92	33.48	35.60																			
QUOTE TERRENO	179.24	179.23	179.25	179.03	179.01																			
DISTANZE PROGETTO		-28.85	-28.70	-27.59	-25.74		-19.21	-18.10	-16.30	-13.90		-6.79	-5.76	-4.48	-2.24	0.00		7.50	9.25	11.25		18.74	20.74	24.39
DISTANZE PARZIALI		1.15	1.85	6.38		1.80	2.20		6.94		1.05	1.25	2.24		7.90		1.75	1.80		6.71		2.00	3.66	
QUOTE PROGETTO		179.23	180.00	180.74	180.74		184.99	185.74	185.81	185.82		186.16	186.21	186.31	186.11	186.18		186.43	186.49	186.51		181.51	181.51	179.07

AREA CAR_SX		
Scavo:	0.00	mq
Rilevato:	142.91	mq
Inerbimento:	5.72	mq
Scotico:	5.54	mq
Prep. p. posa:	27.61	ml
Comp. scavo:	0.00	ml
Gradonatura:	0.00	ml

AREA CAR_DX		
Scavo:	0.00	mq
Rilevato:	163.98	mq
Inerbimento:	5.73	mq
Scotico:	6.15	mq
Prep. p. posa:	30.64	ml
Comp. scavo:	0.00	ml
Gradonatura:	0.00	ml

PROGRESSIVA 2+780.000

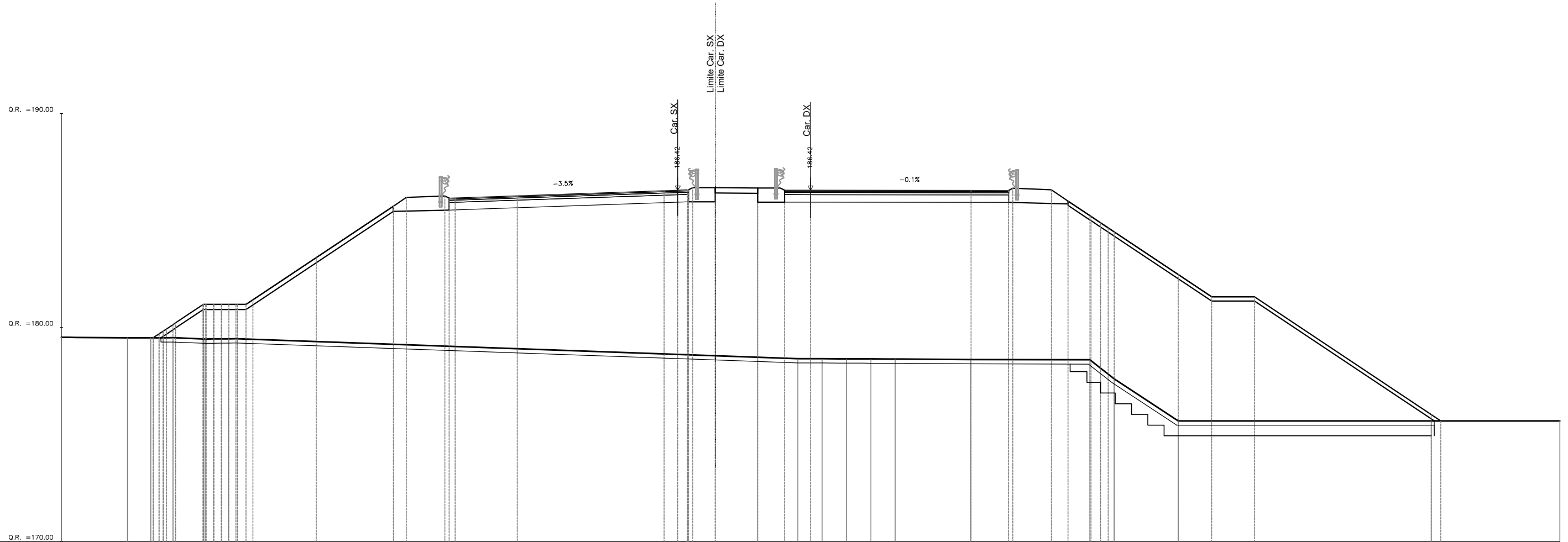


DISTANZE TERRENO	-35.00	-33.50	-30.51	-27.63	-24.72	-23.54	-22.30	-20.81	-18.93	-17.13	-15.72	-13.75	-12.61	-11.49	-10.41	-8.69	-7.41	-6.06	-4.70	-3.35	-1.99	-0.64	0.72	2.07	3.42	4.78	6.13	7.48	8.83	10.18	11.53	12.87	14.08	15.70	17.15	20.78	23.29	24.67	27.28	31.06	33.17	34.44	
QUOTE TERRENO	177.65	177.59	177.85	178.06	178.00	178.02	178.06	178.18	178.34	178.39	178.59	178.70	178.70	178.70	178.69	178.69	178.68	178.68	178.68	178.68	178.67	178.67	178.66	178.66	178.66	178.65	178.65	178.64	178.64	178.63	178.63	178.63	178.62	178.62	178.61	178.60	178.60	178.42	177.98	177.53	178.03	178.14	178.18
DISTANZE PROGETTO		-32.62	-30.36	-27.74	-25.32			-18.41		-16.01		-13.76					-6.38	-4.46		-2.72	-1.47	0.00			7.50	9.25	11.25	12.32	13.61	14.73	16.09	17.15	18.74	20.74	23.29	24.67	26.69						
DISTANZE PARZIALI		2.26	1.74	1.86			6.89		1.80	2.05			7.33		1.05	1.74	1.25	1.47			7.50	1.75	1.80							1.06	2.00	1.93											
QUOTE PROGETTO		177.48	178.99	180.73	181.03			185.62		186.10		186.08					186.36	186.48		186.48	186.35	186.36				186.42	186.43	186.46	185.74	184.88	184.13	183.22	182.51	181.46	181.46			178.76	178.84	177.49			

AREA CAR_SX		
Scavo:	0.00	mq
Rilevato:	131.09	mq
Inerbimento:	5.03	mq
Scotico:	5.18	mq
Prep. p. posa:	25.90	ml
Comp. scavo:	0.00	ml
Gradonatura:	0.00	ml

AREA CAR_DX		
Scavo:	0.00	mq
Rilevato:	200.46	mq
Inerbimento:	6.36	mq
Scotico:	6.90	mq
Prep. p. posa:	33.59	ml
Comp. scavo:	0.00	ml
Gradonatura:	5.02	ml

PROGRESSIVA 2+800.000

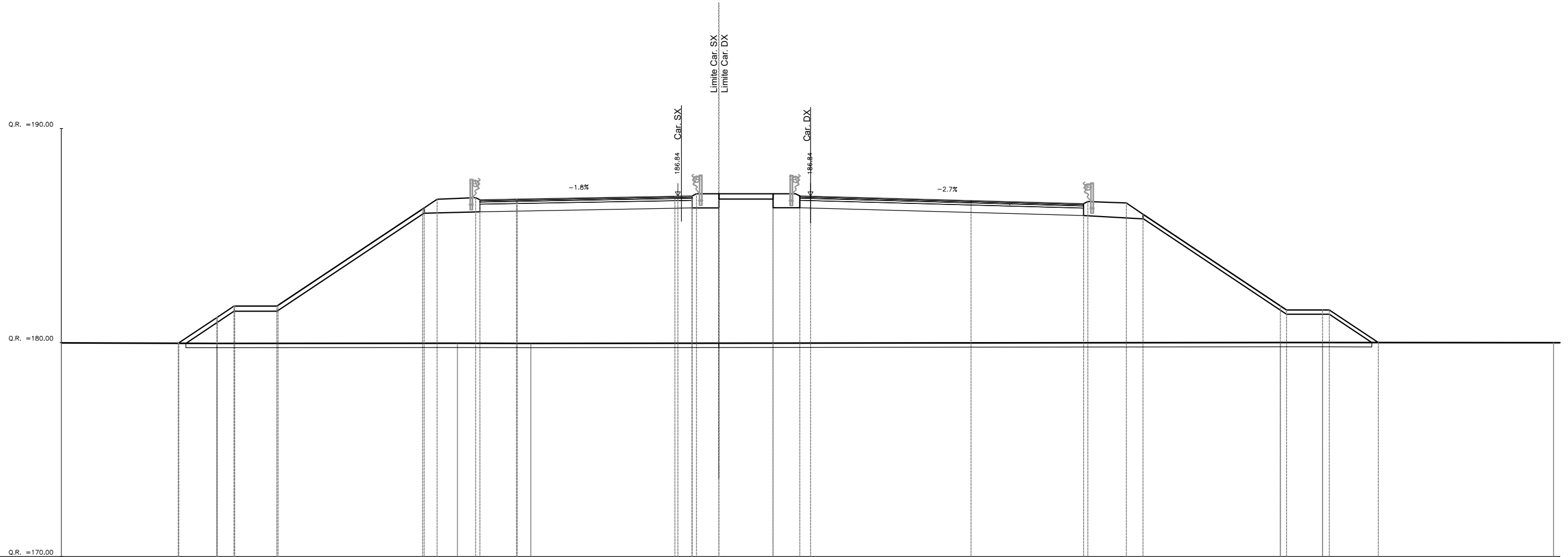


DISTANZE TERRENO	-35.00	-31.91	-30.82	-29.79	-28.29	-27.20	-26.05	-23.09	-19.49	-17.08	-13.71	-6.84	-5.75	-4.46	-2.47	-1.22	0.00	0.54	1.68	2.82	3.95	7.48	13.05	14.18	17.17	29.00	-35.00		
QUOTE TERRENO	179.55	179.52	179.52	179.53	179.47	179.48	179.48	179.48	179.48	179.48	179.48	179.48	179.48	179.48	179.48	179.48	179.48	179.48	179.48	179.48	179.48	179.48	179.48	179.48	179.48	179.48	179.48	175.64	
DISTANZE PROGETTO		-30.71	-29.66	-28.38	-27.17	-26.05	-23.09	-19.49	-17.08	-13.71	-6.84	-5.75	-4.46	-2.47	-1.22	0.00	0.54	1.68	2.82	3.95	7.50	9.25	11.25	13.05	14.18	17.17	18.74	20.74	29.00
DISTANZE PARZIALI			1.28		2.96		3.60		1.80	2.90		6.86		1.05	1.99	1.25	1.22		7.90		1.75	1.80	1.02	2.99	1.57	2.00		8.26	
QUOTE PROGETTO		179.52	180.22	181.08	181.08	181.29	183.27	185.67	186.15	186.16	186.40	186.44	186.54	186.54	186.43	186.42	186.42	186.42	186.42	186.42	186.41	186.41	186.44	185.23	184.48	182.48	181.44	181.44	175.93

AREA CAR_SX		
Scavo:	0.00	mq
Rilevato:	116.44	mq
Inerbimento:	5.09	mq
Scotico:	4.98	mq
Prep. p. posa:	24.90	ml
Comp. scavo:	0.00	ml
Gradonatura:	0.00	ml

AREA CAR_DX		
Scavo:	0.00	mq
Rilevato:	149.99	mq
Inerbimento:	5.33	mq
Scotico:	6.10	mq
Prep. p. posa:	30.50	ml
Comp. scavo:	0.00	ml
Gradonatura:	0.00	ml

PROGRESSIVA 2+940.000

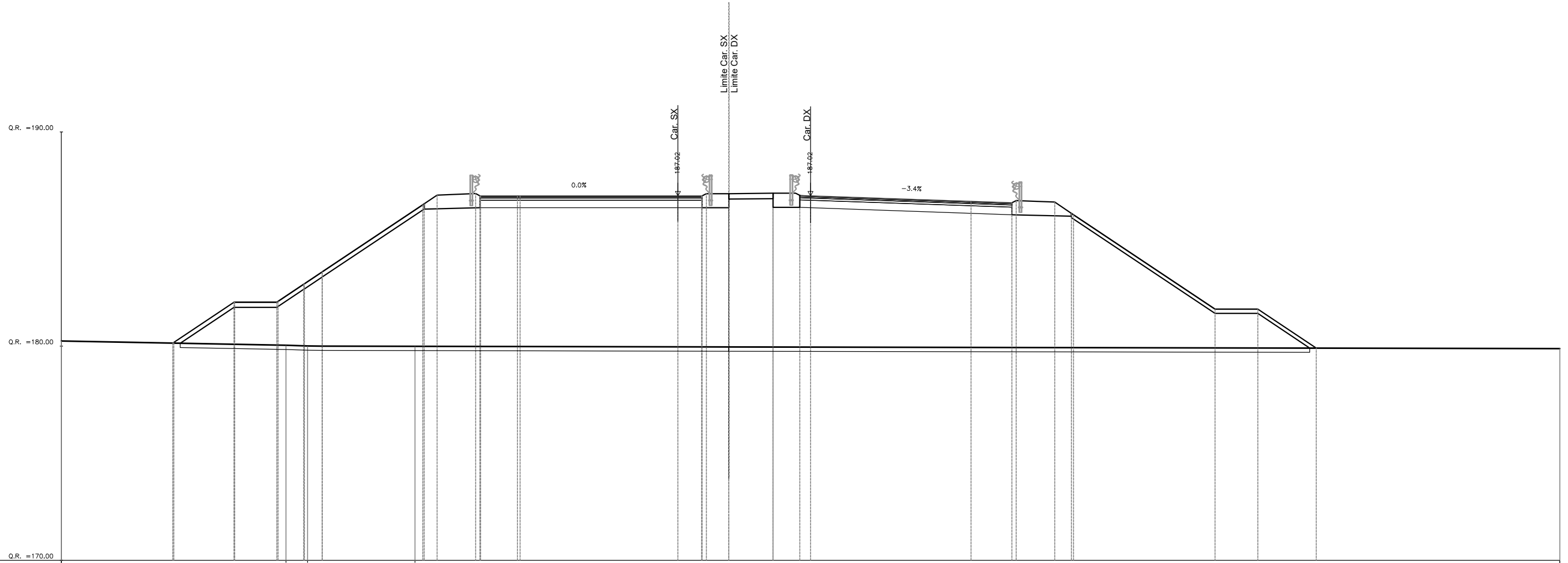


DISTANZE TERRENO	-35.00	-27.74	-16.49	-13.07													21.94	23.92						34.71			
QUOTE TERRENO	179.99	179.96	179.97	179.96														180.00	180.00					179.99			
DISTANZE PROGETTO		-29.54	-27.74	-24.94	-18.12	-15.65	-13.73		-6.34	-5.33	-4.28	-1.75	-0.50	0.00				7.50			12.75	14.75			21.94	23.92	26.52
DISTANZE PARZIALI		1.78	1.96	6.76	1.80	1.72	7.36		1.05	2.53	1.25		7.50		5.25	1.80	6.41			1.68	2.28						
QUOTE PROGETTO		179.97	181.17	181.70	186.25	186.77	186.70		186.84	186.95	186.95	186.86	186.84		186.64	186.49	186.52			181.72	181.52	180.00					

AREA CAR_SX		
Scavo:	0.00	mq
Rilevato:	126.11	mq
Inerbimento:	5.15	mq
Scotico:	5.13	mq
Prep. p. posa:	25.62	ml
Comp. scavo:	0.00	ml
Gradonatura:	0.00	ml

AREA CAR_DX		
Scavo:	0.00	mq
Rilevato:	134.03	mq
Inerbimento:	5.18	mq
Scotico:	5.43	mq
Prep. p. posa:	27.14	ml
Comp. scavo:	0.00	ml
Gradonatura:	0.00	ml

PROGRESSIVA 3+000.000

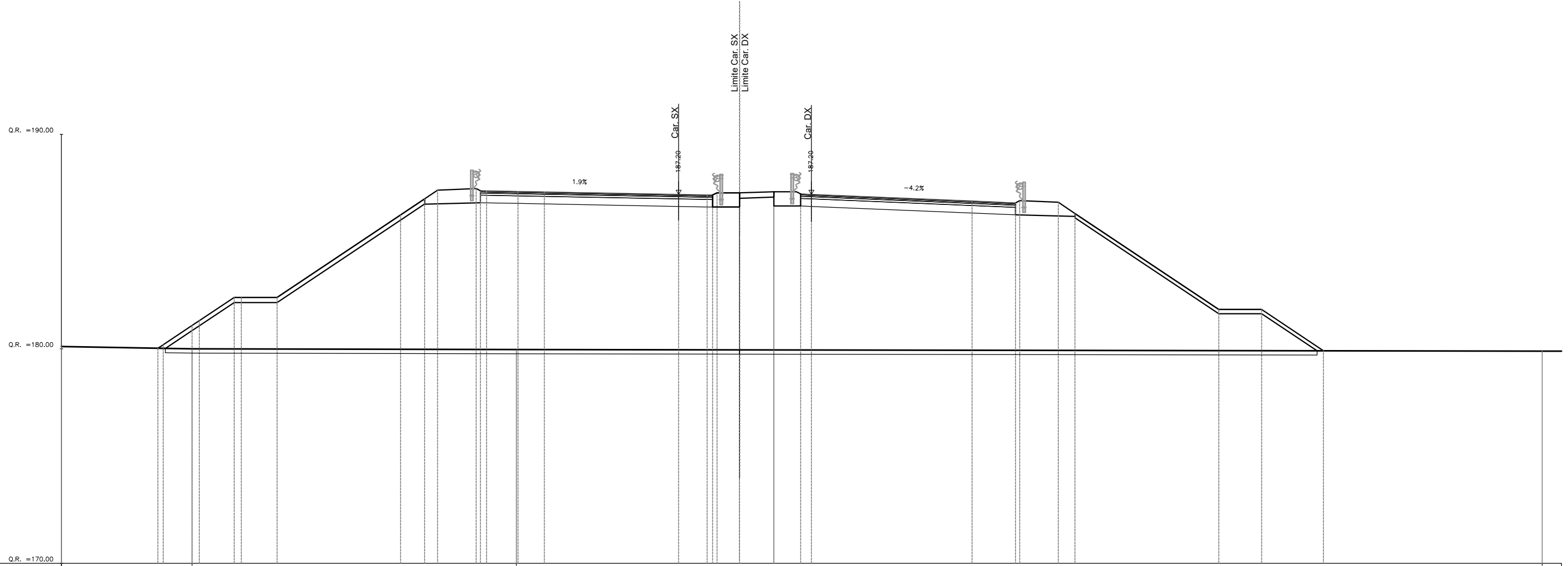


DISTANZE TERRENO	-35.00	-24.50	-23.50	-18.48	-6.20	-5.09	-3.82	-1.75	-0.50	0.00	7.50	9.41	11.41	18.89	20.89	23.62	-35.00		
QUOTE TERRENO	180.24	180.04	180.01	179.99	187.02	187.02	187.12	187.12	187.04	187.02	186.77	186.70	186.73	181.73	181.73	179.91	179.89		
DISTANZE PROGETTO	-29.79	-26.94	-24.94	-23.68	-18.12	-15.65	-13.70	-6.20	-5.09	-3.82	-1.75	-0.50	0.00	7.50	9.41	11.41	18.89	20.89	23.62
DISTANZE PARZIALI	2.81	1.97	1.20	4.69	1.80	1.72	7.38	1.11	1.05	2.07	1.25	7.50	1.91	1.80	6.61	2.00	2.73		
QUOTE PROGETTO	180.15	182.05	182.05	182.89	186.60	187.12	187.02	187.12	187.04	187.02	186.77	186.70	186.73	181.73	181.73	179.91			

AREA CAR_SX		
Scavo:	0.00	mq
Rilevato:	137.84	mq
Inerbimento:	5.32	mq
Scotico:	5.36	mq
Prep. p. posa:	26.79	ml
Comp. scavo:	0.00	ml
Gradonatura:	0.00	ml

AREA CAR_DX		
Scavo:	0.00	mq
Rilevato:	135.06	mq
Inerbimento:	5.10	mq
Scotico:	5.39	mq
Prep. p. posa:	26.96	ml
Comp. scavo:	0.00	ml
Gradonatura:	0.00	ml

PROGRESSIVA 3+060.000

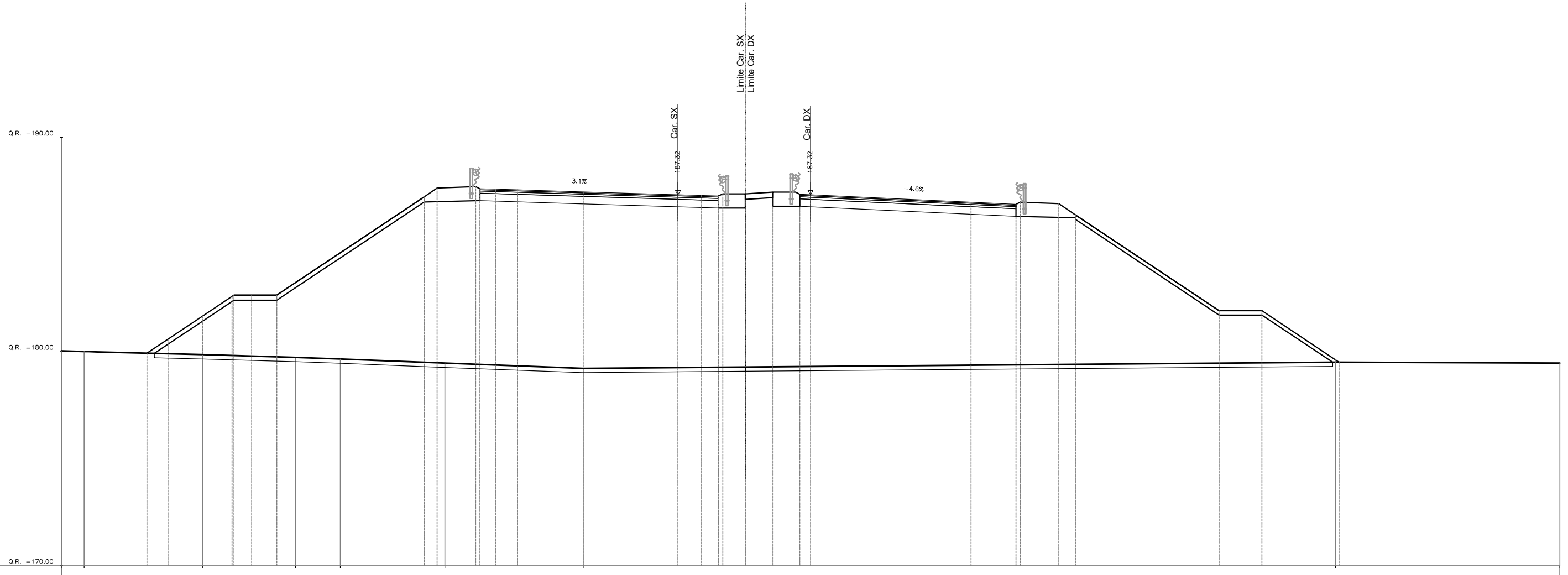


DISTANZE TERRENO	-35.00	-28.90	-13.77																	34.10									
QUOTE TERRENO	180.11	180.00	179.97																	179.89									
DISTANZE PROGETTO	-30.50	-28.90	-26.94	-24.94		-19.17	-18.05	-15.65	-13.70	-12.46		-6.20	-4.87	-3.36	-1.75	-0.50	0.00				7.50	9.52	11.52			19.01	21.01	23.90	
DISTANZE PARZIALI		1.35	1.63	1.67	5.76	1.13	1.80	1.46	1.23	6.27		1.33	1.05	1.61	1.25			7.90				2.02	1.90	6.71			2.00	2.89	
QUOTE PROGETTO	180.03	181.09	182.40	182.40		186.24	187.00	187.48	187.34	187.32		187.20	187.18	187.27	187.27	187.22	187.20					186.89	186.81	186.84			181.84	181.84	179.91

AREA CAR_SX		
Scavo:	0.00	mq
Rilevato:	158.60	mq
Inerbimento:	5.44	mq
Scotico:	5.52	mq
Prep. p. posa:	27.61	ml
Comp. scavo:	0.00	ml
Gradonatura:	0.00	ml

AREA CAR_DX		
Scavo:	0.00	mq
Rilevato:	150.24	mq
Inerbimento:	5.17	mq
Scotico:	5.49	mq
Prep. p. posa:	27.44	ml
Comp. scavo:	0.00	ml
Gradonatura:	0.00	ml

PROGRESSIVA 3+100.000

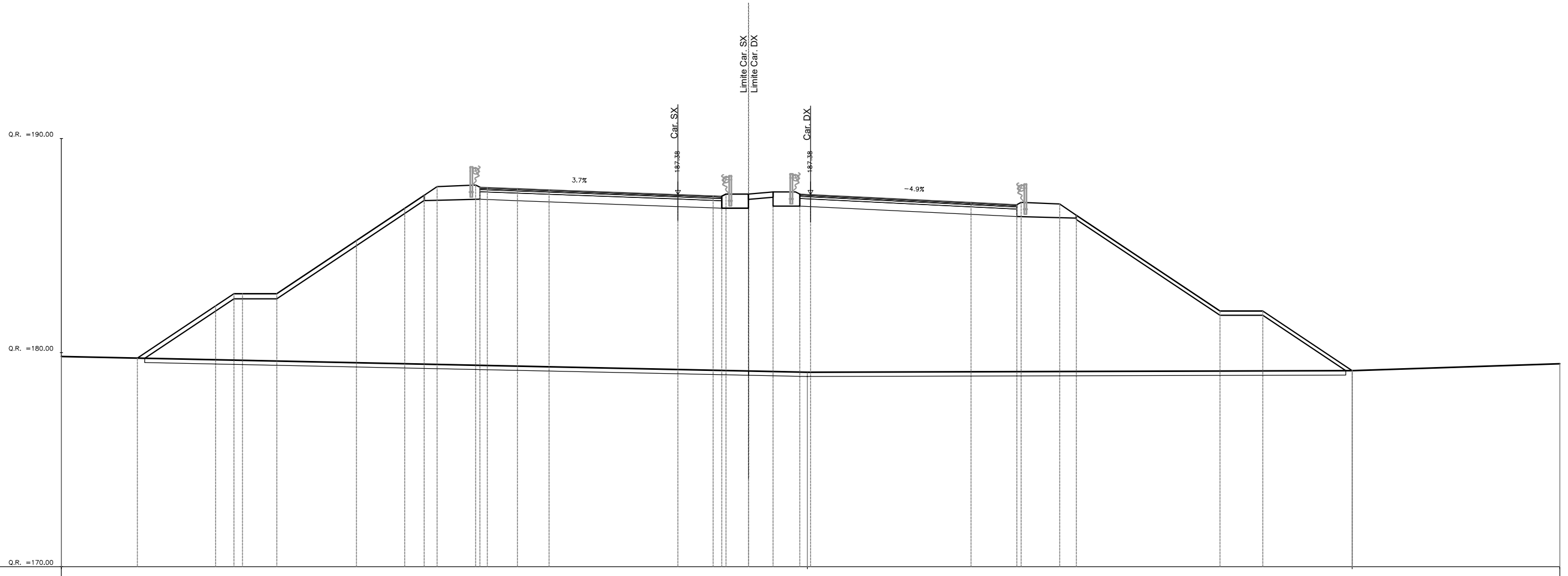


DISTANZE TERRENO	-35.66	-33.93	-28.41	-24.06	-21.97	-17.08	-10.62	-6.20	-5.09	-3.05	-1.75	-0.50	0.00	7.50	9.60	11.60	19.09	21.09	24.53	-35.66	
QUOTE TERRENO	186.64	180.00	179.86	179.73	179.66	179.46	179.22	187.32	187.29	187.37	187.37	187.35	187.32	186.98	186.88	186.91	181.91	181.91	179.62	179.46	
DISTANZE PROGETTO		-31.01	-28.41	-27.02	-24.94	-18.05	-15.65	-13.70	-10.59	-6.20	-5.09	-3.05	-1.75	-0.50	0.00	7.50	9.60	11.60	19.09	21.09	24.53
DISTANZE PARZIALI		1.61	1.38	1.17	6.89	1.80	1.03	3.11	4.39	1.11	1.05	1.30	1.25	7.50	2.10	1.80	6.71	2.00	3.44		
QUOTE PROGETTO		179.93	181.66	182.58	182.64	187.23	187.71	187.56	187.46	187.32	187.29	187.37	187.37	187.35	187.32	186.98	186.88	186.91	181.91	181.91	179.62

AREA CAR_SX		
Scavo:	0.00	mq
Rilevato:	164.22	mq
Inerbimento:	5.55	mq
Scotico:	5.64	mq
Prep. p. posa:	28.21	ml
Comp. scavo:	0.00	ml
Gradonatura:	0.00	ml

AREA CAR_DX		
Scavo:	0.00	mq
Rilevato:	158.04	mq
Inerbimento:	5.24	mq
Scotico:	5.58	mq
Prep. p. posa:	27.91	ml
Comp. scavo:	0.00	ml
Gradonatura:	0.00	ml

PROGRESSIVA 3+120.000

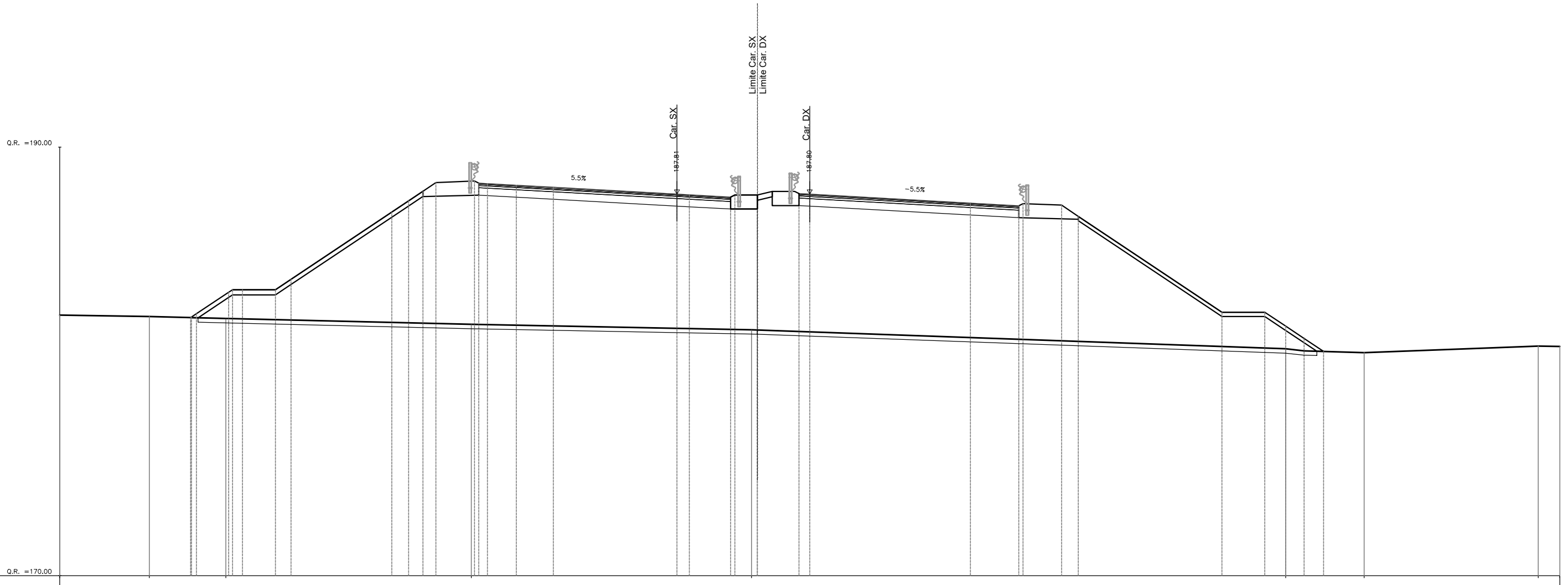


DISTANZE TERRENO	-35.00																		25.30	-35.00																	
QUOTE TERRENO	179.82																		179.16	179.48																	
DISTANZE PROGETTO	-31.45	-27.80	-26.54	-24.94	-21.22	-18.96	-17.45	-15.65	-13.70	-12.21	-6.20	-4.56	-2.90	-1.75	-0.50	0.00	7.50	9.64	11.64	19.12	21.12	25.30															
DISTANZE PARZIALI	3.66	1.60	3.72	2.26	1.80	1.40	1.49	6.01	1.64	1.05	1.15	1.25	7.90	2.14	1.80	6.71	2.00	4.17																			
QUOTE PROGETTO	179.75	182.18	182.76	182.76	185.23	186.74	187.76	187.83	187.66	187.61	187.38	187.32	187.41	187.41	187.41	187.38	187.02	186.92	186.94	181.94	181.94	179.16															

AREA CAR_SX		
Scavo:	0.00	m ^q
Rilevato:	118.54	m ^q
Inerbimento:	4.94	m ^q
Scotico:	5.22	m ^q
Prep. p. posa:	26.10	ml
Comp. scavo:	0.00	ml
Gradonatura:	0.00	ml

AREA CAR_DX		
Scavo:	0.00	m ^q
Rilevato:	114.90	m ^q
Inerbimento:	4.54	m ^q
Scotico:	5.23	m ^q
Prep. p. posa:	26.11	ml
Comp. scavo:	0.00	ml
Gradonatura:	0.00	ml

PROGRESSIVA 3+260.000

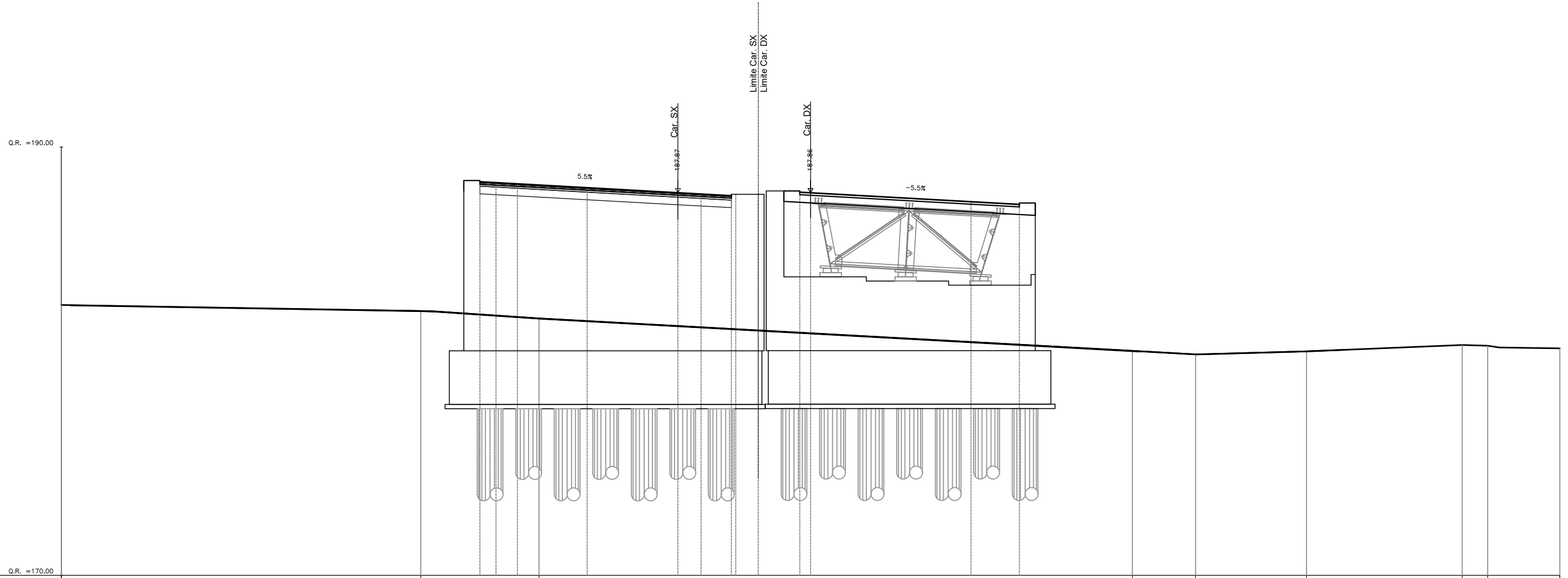


DISTANZE TERRENO	35.00	-30.82	-27.25	-15.79	-2.72	22.21	25.87	34.00	35.00											
QUOTE TERRENO	182.16	182.09	182.00	181.73	181.48	180.59	180.41	180.72	180.70											
DISTANZE PROGETTO		-28.89	-27.11	-24.94	-19.51	-18.05	-15.65	-13.70	-11.97	-6.20	-3.70	-2.45	-0.50	0.00	7.50	9.75	11.75	19.24	21.24	23.07
DISTANZE PARZIALI		1.50	1.54	4.70	1.80	1.35	1.73	5.77	1.93	1.05	1.95	7.50	2.25	1.80	6.71	2.00				
QUOTE PROGETTO		182.04	183.23	183.34	186.96	187.94	188.42	188.22	188.12	187.81	187.67	187.77	187.83	187.80	187.39	187.26	187.29	182.29	182.29	181.07

AREA CAR_SX		
Scavo:	0.00	mq
Rilevato:	66.50	mq
Inerbimento:	0.81	mq
Scotico:	0.00	mq
Prep. p. posa:	0.00	ml
Comp. scavo:	0.00	ml
Gradonatura:	0.00	ml

AREA CAR_DX		
Scavo:	0.00	mq
Rilevato:	64.33	mq
Inerbimento:	0.30	mq
Scotico:	0.00	mq
Prep. p. posa:	0.00	ml
Comp. scavo:	0.00	ml
Gradonatura:	0.00	ml

PROGRESSIVA 3+280.000

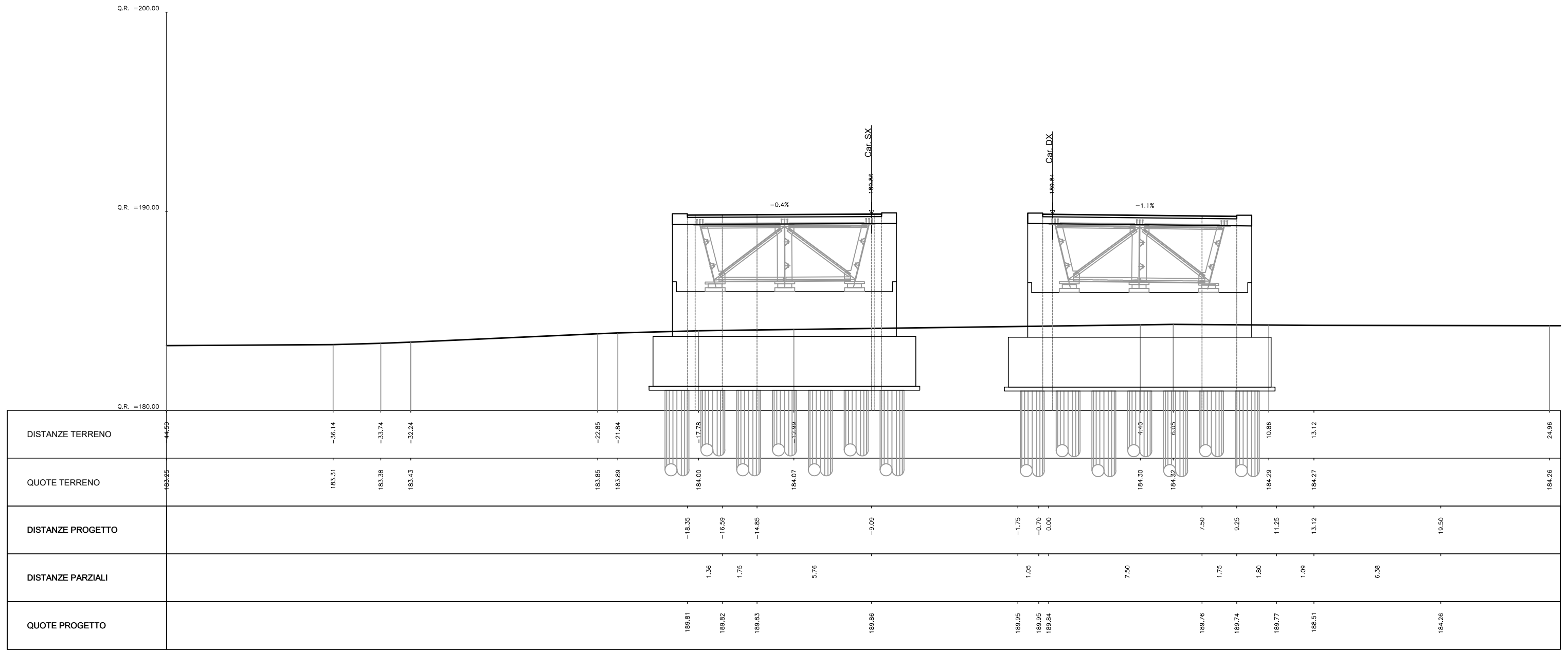


DISTANZE TERRENO	35.00	-18.21	-12.69							15.04	17.98	23.17			30.44	31.63	35.00
QUOTE TERRENO	182.63	182.34	182.00							180.48	180.32	180.46			180.75	180.73	180.60
DISTANZE PROGETTO		-15.65	-13.70	-10.44	-6.20	-5.12	-3.70	-2.45	-0.50	0.00					7.50	9.75	
DISTANZE PARZIALI			3.26	4.24	1.08	1.42	1.05				7.50	2.25					
QUOTE PROGETTO		186.48	186.28	186.10	187.87	187.81	187.73	187.83	187.89	187.86					187.45	187.32	

AREA CAR_SX		
Scavo:	0.00	mq
Rilevato:	54.25	mq
Inerbimento:	0.00	mq
Scotico:	0.00	mq
Prep. p. posa:	0.00	ml
Comp. scavo:	0.00	ml
Gradonatura:	0.00	ml

AREA CAR_DX		
Scavo:	0.00	mq
Rilevato:	48.25	mq
Inerbimento:	0.00	mq
Scotico:	0.00	mq
Prep. p. posa:	0.00	ml
Comp. scavo:	0.00	ml
Gradonatura:	0.00	ml

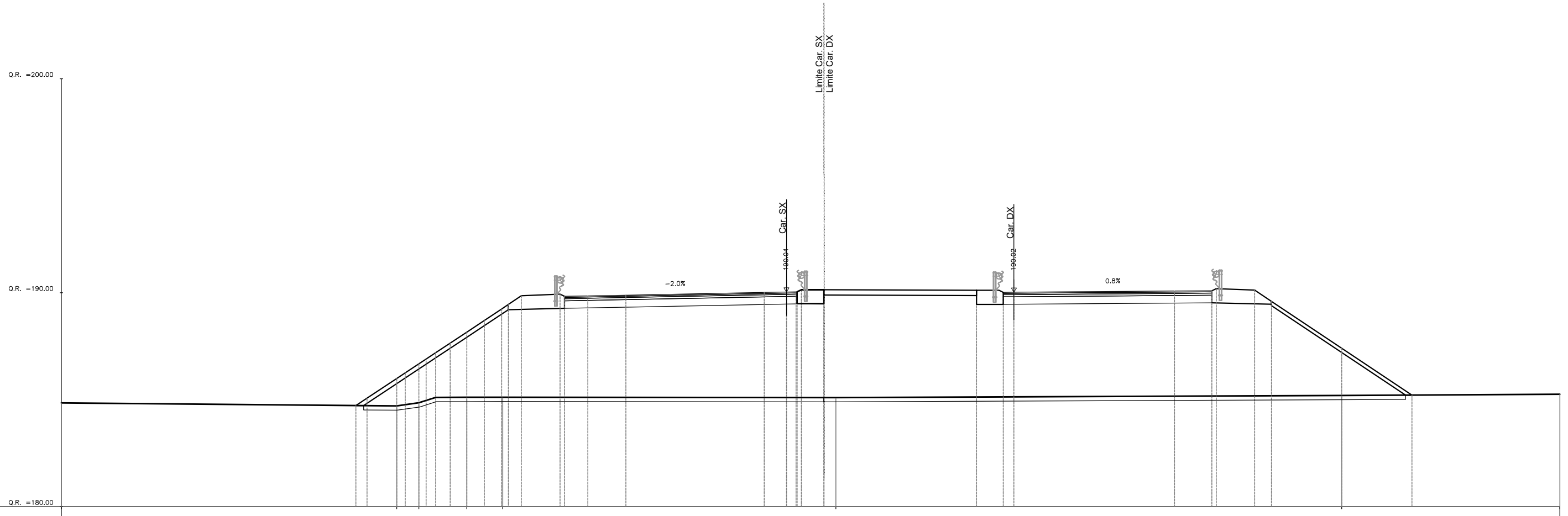
PROGRESSIVA 3+940.000



AREA CAR_SX		
Scavo:	0.00	mq
Rilevato:	76.28	mq
Inerbimento:	4.05	mq
Scotico:	4.31	mq
Prep. p. posa:	21.51	ml
Comp. scavo:	0.00	ml
Gradonatura:	0.00	ml

AREA CAR_DX		
Scavo:	0.00	mq
Rilevato:	108.42	mq
Inerbimento:	5.47	mq
Scotico:	5.43	mq
Prep. p. posa:	27.17	ml
Comp. scavo:	0.00	ml
Gradonatura:	0.00	ml

PROGRESSIVA 4+000.000

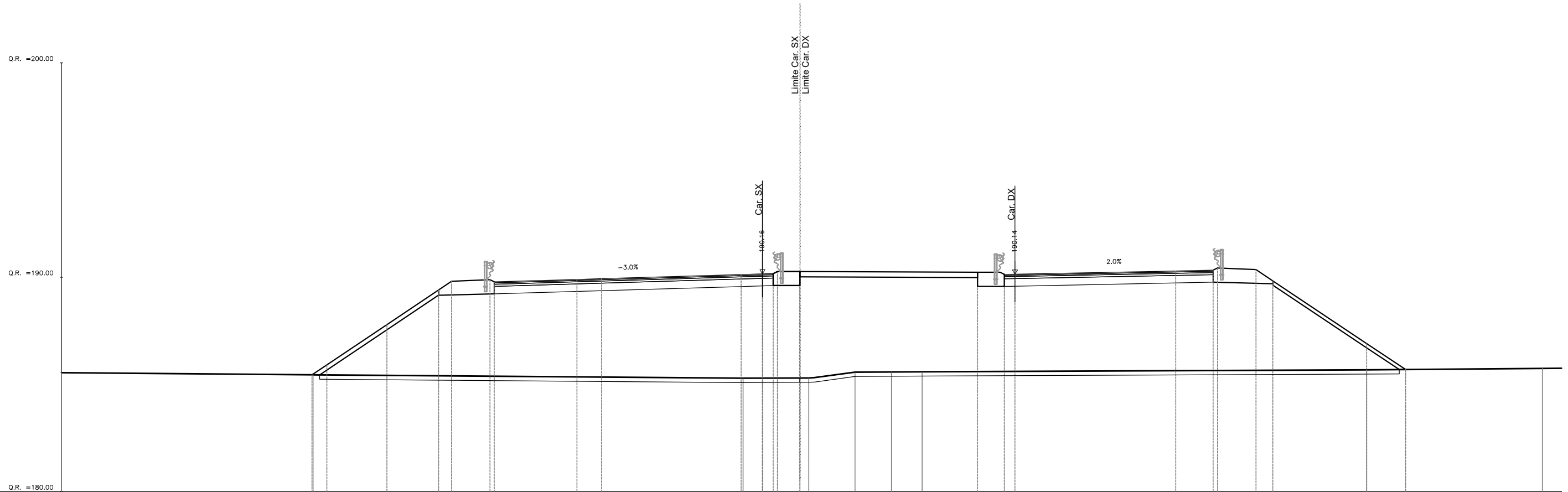


DISTANZE TERRENO	44.56	-30.74	-28.83	-27.80	-26.34	-24.74	-23.62	1.81	-21.20	-19.90	-18.13	-11.66	-10.63	-8.88	-1.75	-0.50	0.00	7.50	9.25	11.25	15.31	18.60	25.56		
QUOTE TERRENO	184.65	184.71	184.86	185.11	185.12	185.12	185.12	185.12	185.12	185.12	185.12	185.12	185.12	185.12	185.12	185.12	185.12	185.12	185.12	185.12	185.20	185.20	185.20		
DISTANZE PROGETTO		-30.74	-28.83	-27.80	-26.34	-24.74	-23.62	1.81	-21.20	-19.90	-18.13	-11.66	-10.63	-8.88	-1.75	-0.50	0.00	7.50	9.25	11.25	15.31	18.60	25.56		
DISTANZE PARZIALI		1.39						1.81	1.10	1.77		6.47	1.04	1.05				7.50	1.75	1.80	3.28	3.28			
QUOTE PROGETTO		184.73	185.99	186.68	187.65	188.70	189.45	189.93	189.85	189.89		190.02	190.04	190.15				190.04	190.02	190.02	190.08	190.09	190.12	187.41	185.22

AREA CAR_SX		
Scavo:	0.00	mq
Rilevato:	78.94	mq
Inerbimento:	3.74	mq
Scotico:	4.48	mq
Prep. p. posa:	22.42	ml
Comp. scavo:	0.00	ml
Gradonatura:	0.00	ml

AREA CAR_DX		
Scavo:	0.00	mq
Rilevato:	106.22	mq
Inerbimento:	5.69	mq
Scotico:	5.60	mq
Prep. p. posa:	27.97	ml
Comp. scavo:	0.00	ml
Gradonatura:	0.00	ml

PROGRESSIVA 4+040.000

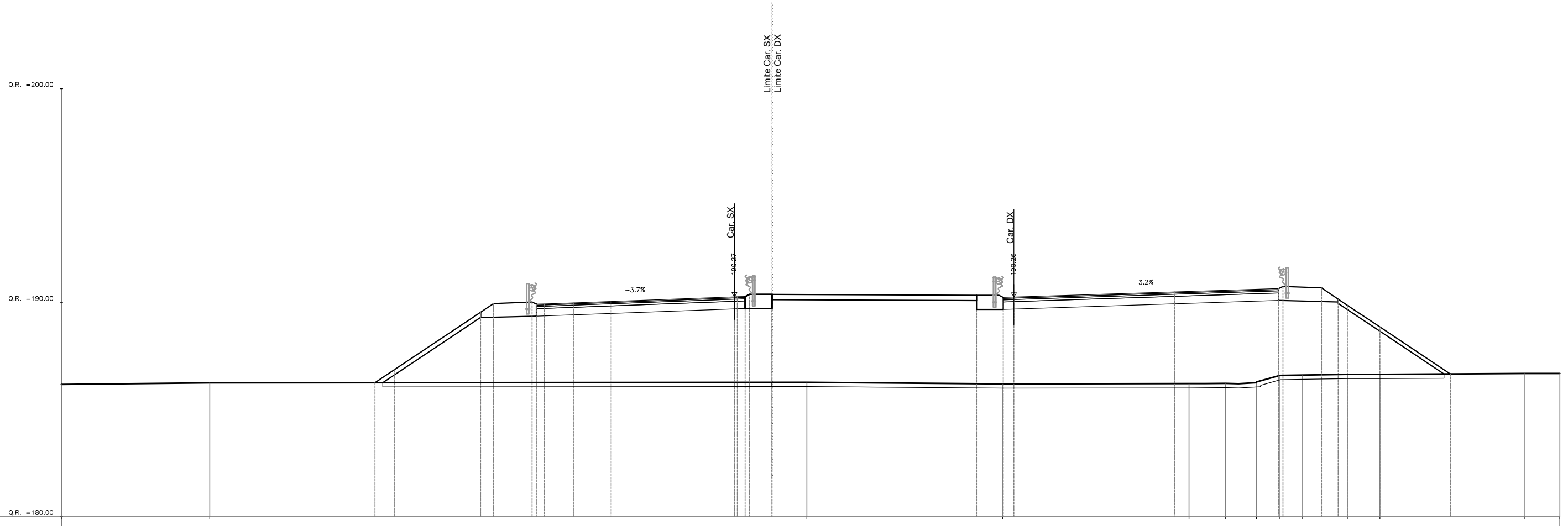


DISTANZE TERRENO	44.50	-32.76	-29.31	-26.90	-24.50	-20.44	-19.29	-12.68	-11.77	-10.04	-9.63	-7.46	-5.76	-4.33	-1.75	-0.50	0.00	7.50	9.25	11.25	16.42	18.23	24.61	
QUOTE TERRENO	185.55	185.44	187.78	189.40	189.88	189.90	189.93	190.13	190.16	190.27	185.30	185.57	185.58	185.59	190.15	190.13	190.14	190.29	190.33	190.36	186.91	185.69	185.75	
DISTANZE PROGETTO		-32.81	-29.31	-26.90	-24.50	-20.44	-19.29	-12.78	-11.77	-10.04					-1.75	-0.50	0.00	7.50	9.25	11.25	16.42	18.23	24.61	
DISTANZE PARZIALI		2.80	2.42	1.79	3.86	1.15	6.51		1.05			8.29			1.25			7.50	1.75	1.80	4.39	1.82		
QUOTE PROGETTO		185.45	187.78	189.40	189.88	189.90	189.93	190.13	190.16	190.27	190.27	190.27	190.27	190.27	190.15	190.13	190.14	190.29	190.33	190.36	186.91	185.69		

AREA CAR_SX		
Scavo:	0.00	mq
Rilevato:	51.21	mq
Inerbimento:	3.52	mq
Scotico:	3.64	mq
Prep. p. posa:	18.18	ml
Comp. scavo:	0.00	ml
Gradonatura:	0.00	ml

AREA CAR_DX		
Scavo:	0.00	mq
Rilevato:	108.09	mq
Inerbimento:	5.82	mq
Scotico:	6.30	mq
Prep. p. posa:	31.39	ml
Comp. scavo:	0.00	ml
Gradonatura:	0.00	ml

PROGRESSIVA 4+080.000

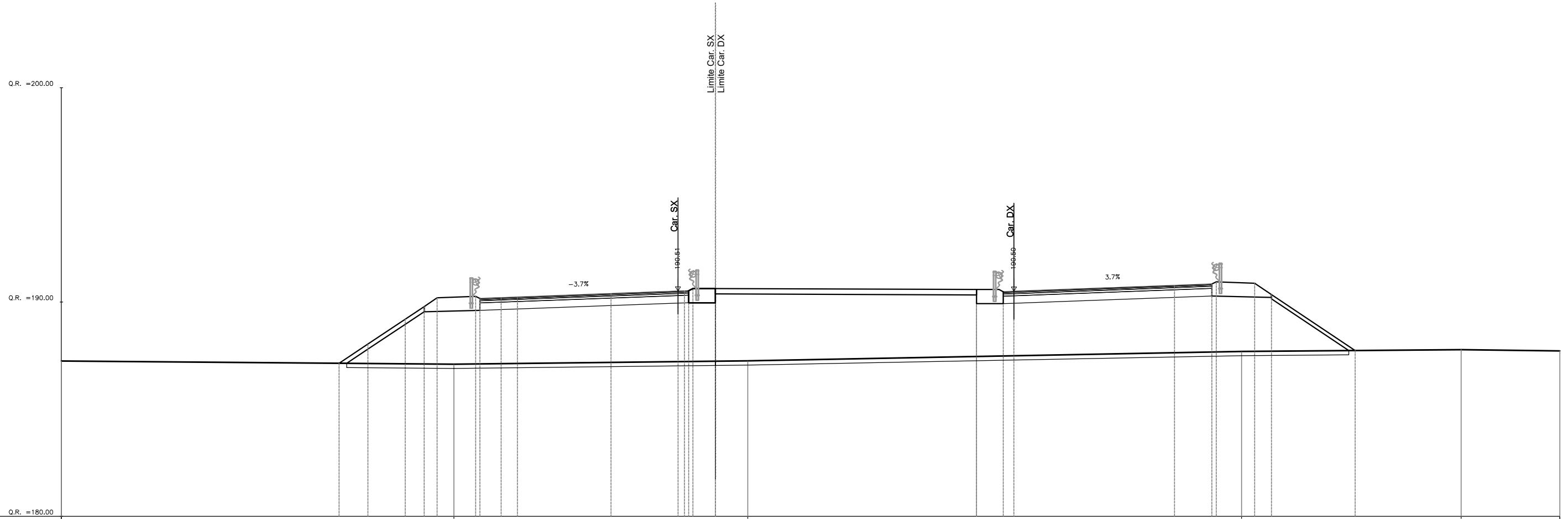


DISTANZE TERRENO	44.56	-37.57	-44.56	-37.57	-29.85	-24.91	-22.51	-20.56	-18.82	-13.06	-11.30	-9.67	-0.53	8.18	9.89	11.33	12.43	13.46	15.58	17.09	21.84	25.56
QUOTE TERRENO	186.18	186.26	186.26	186.26	186.26	186.26	186.26	186.26	186.26	186.26	186.26	186.26	186.21	186.22	186.23	186.26	186.61	186.62	186.65	186.66	186.69	186.70
DISTANZE PROGETTO			-29.85	-24.91	-22.51	-20.56	-18.82	-13.06	-11.30	-9.67	-0.53	8.18	9.89	11.33	12.43	13.46	15.58	17.09	21.84	25.56		
DISTANZE PARZIALI		4.03	1.80	1.37	1.74	5.76	1.05	9.55	1.25	7.50	4.87	1.80	1.52	3.29								
QUOTE PROGETTO		186.27	189.55	190.03	190.00	190.06	190.27	190.39	190.39	190.39	190.25	190.26	190.51	190.67	190.69	189.88	188.87	186.67				

AREA CAR_SX		
Scavo:	0.00	mq
Rilevato:	39.80	mq
Inerbimento:	3.29	mq
Scotico:	3.45	mq
Prep. p. posa:	17.23	ml
Comp. scavo:	0.00	ml
Gradonatura:	0.00	ml

AREA CAR_DX		
Scavo:	0.00	mq
Rilevato:	78.49	mq
Inerbimento:	6.21	mq
Scotico:	5.92	mq
Prep. p. posa:	29.59	ml
Comp. scavo:	0.00	ml
Gradonatura:	0.00	ml

PROGRESSIVA 4+160.000

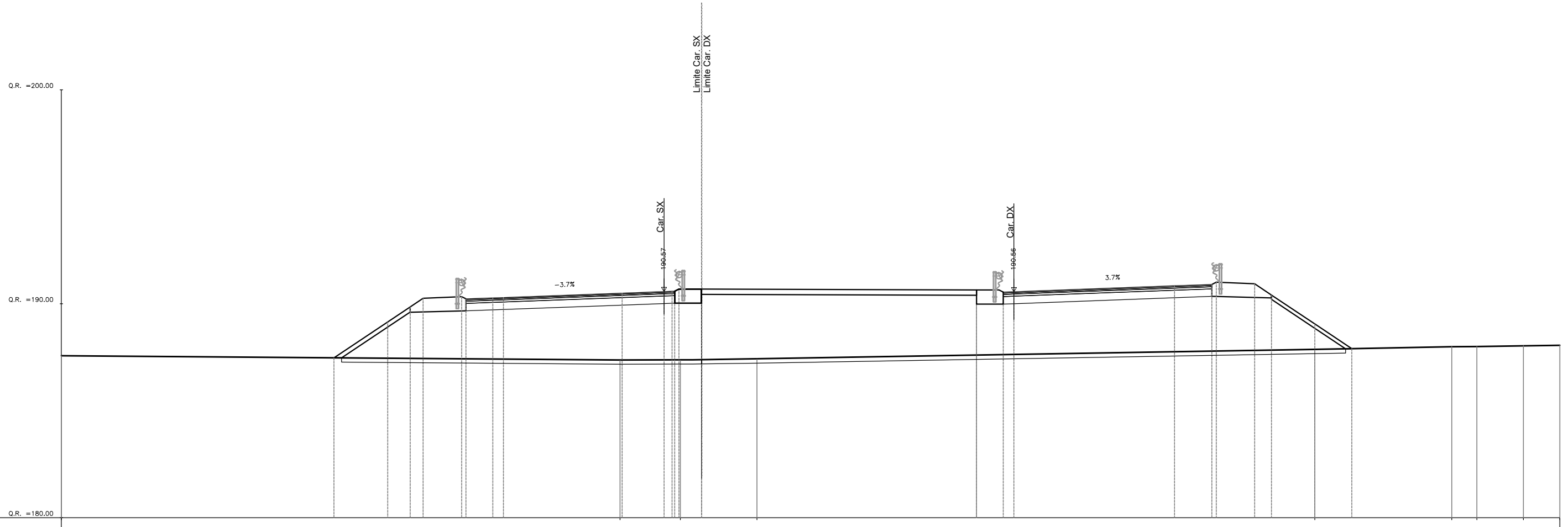


DISTANZE TERRENO	44.56	-26.16	-12.43	10.64	20.89	25.56										
QUOTE TERRENO	187.25	187.10	187.26	187.70	187.78	187.72										
DISTANZE PROGETTO	-31.52	-30.18	-28.43	-26.95	-25.15	-23.96	-18.82	-15.69	-13.94	-1.75	-0.50	0.00	7.50	9.25	11.25	15.94
DISTANZE PARZIALI	1.34	1.75	1.80	4.38	3.13	1.05	12.19	1.25	7.50	1.75	1.80	3.91				
QUOTE PROGETTO	187.14	188.04	189.20	190.20	190.27	190.21	190.40	190.51	190.63	190.63	190.49	190.50	190.78	190.85	190.87	187.74

AREA CAR_SX		
Scavo:	0.00	mq
Rilevato:	36.46	mq
Inerbimento:	3.19	mq
Scotico:	3.36	mq
Prep. p. posa:	16.82	ml
Comp. scavo:	0.00	ml
Gradonatura:	0.00	ml

AREA CAR_DX		
Scavo:	0.00	mq
Rilevato:	78.26	mq
Inerbimento:	6.34	mq
Scotico:	6.02	mq
Prep. p. posa:	30.09	ml
Comp. scavo:	0.00	ml
Gradonatura:	0.00	ml

PROGRESSIVA 4+180.000

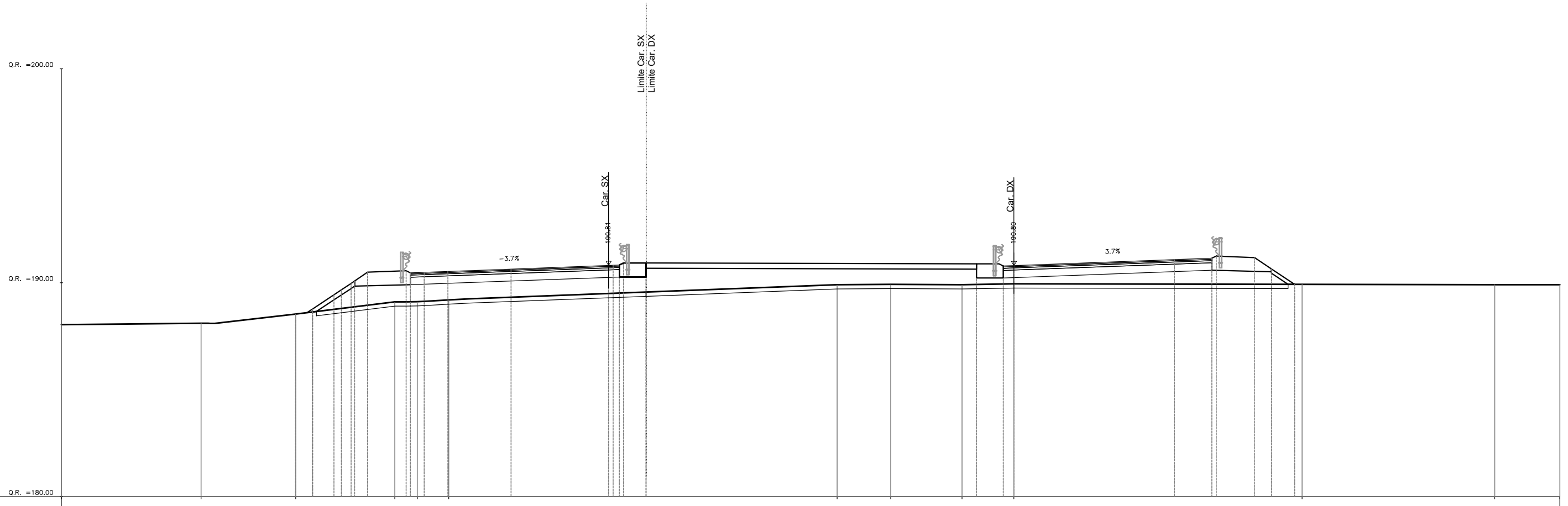


DISTANZE TERRENO	44.56	-18.40	-15.58	-12.00		14.05	20.45	21.63	23.80	25.56											
QUOTE TERRENO	187.57	187.37	187.38	187.43		187.87	187.99	188.00	188.03	188.66											
DISTANZE PROGETTO		-31.77	-29.25	-28.20	-25.80	-24.35		-18.30	-16.35	-14.59		-1.75	-0.50	0.00		7.50	9.25	11.25	14.05	15.79	
DISTANZE PARZIALI		2.52	1.05	1.80	1.25	5.55	1.96	1.05	12.84	1.25	7.50	1.75	1.80	2.03	1.73						
QUOTE PROGETTO		187.48	189.15	189.85	190.33	190.28		190.50	190.57	190.69		190.69	190.55	190.56		190.84	190.91	190.93	189.06	187.90	

AREA CAR_SX		
Scavo:	0.00	mq
Rilevato:	11.47	mq
Inerbimento:	2.87	mq
Scotico:	3.09	mq
Prep. p. posa:	15.40	ml
Comp. scavo:	0.00	ml
Gradonatura:	0.00	ml

AREA CAR_DX		
Scavo:	0.00	mq
Rilevato:	22.95	mq
Inerbimento:	6.45	mq
Scotico:	6.00	mq
Prep. p. posa:	30.00	ml
Comp. scavo:	0.00	ml
Gradonatura:	0.00	ml

PROGRESSIVA 4+260.000

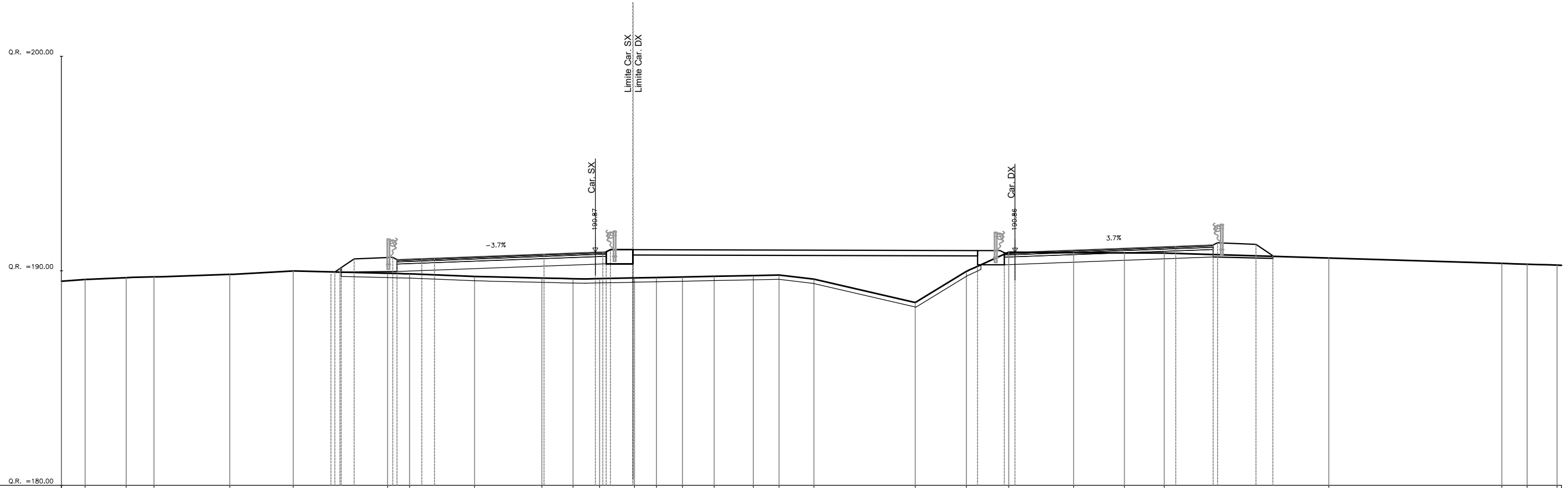


DISTANZE TERRENO	44.56	-37.97	-33.55	-28.93	-27.87	-26.40		-8.26	-5.75	-2.42	0.00		13.46		22.46	25.56		
QUOTE TERRENO	186.64	186.11	186.54	189.11	189.12	189.20		189.91	189.83	189.91	189.95		189.93		189.91	189.91		
DISTANZE PROGETTO			-33.56	-31.77	-30.19	-28.39	-26.44	-23.49	-18.94	-17.19	-1.75	-0.50	0.00		7.50	9.25	11.25	13.11
DISTANZE PARZIALI					1.80	1.11	2.95	4.55	1.05	15.44	1.25		7.50		1.75	1.80	1.08	
QUOTE PROGETTO			186.25	186.44	190.50	190.57	190.53	190.64	190.81	190.93	190.93	190.79	190.80		191.08	191.15	191.17	189.93

AREA CAR_SX		
Scavo:	0.00	mq
Rilevato:	5.07	mq
Inerbimento:	2.44	mq
Scotico:	2.72	mq
Prep. p. posa:	13.61	ml
Comp. scavo:	0.00	ml
Gradonatura:	0.00	ml

AREA CAR_DX		
Scavo:	4.13	mq
Rilevato:	23.26	mq
Inerbimento:	6.43	mq
Scotico:	3.37	mq
Prep. p. posa:	16.24	ml
Comp. scavo:	9.75	ml
Gradonatura:	0.00	ml

PROGRESSIVA 4+280.000

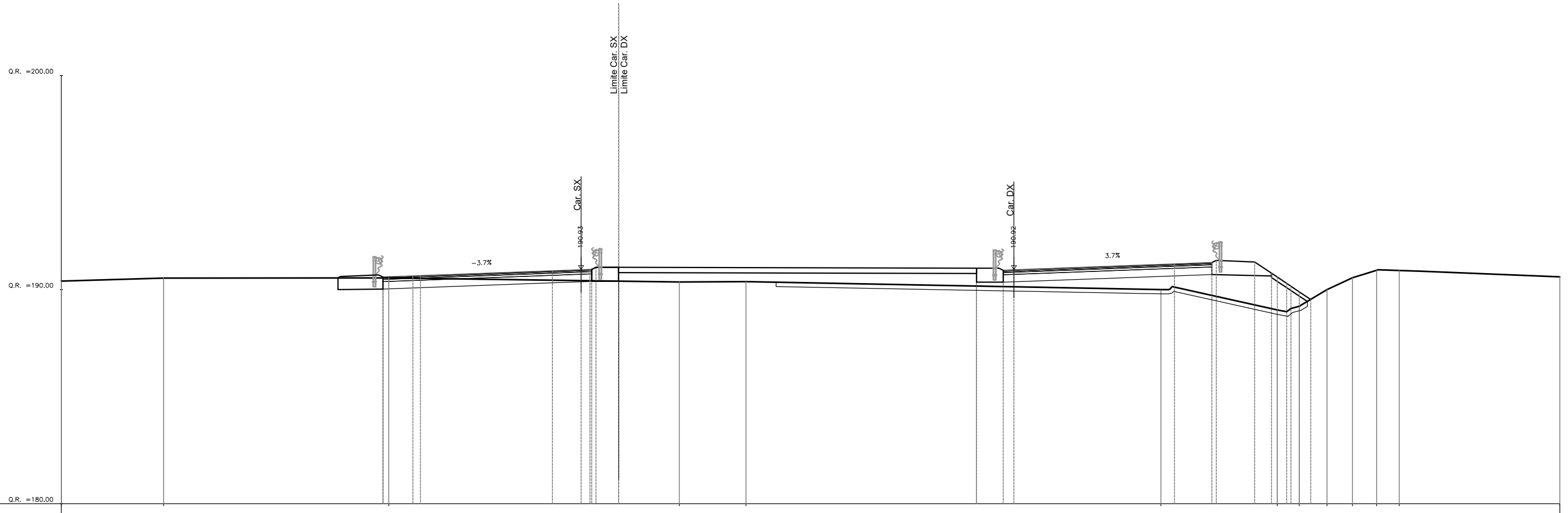


DISTANZE TERRENO	44.50	-43.39	-41.48	-40.18	-36.65	-33.68	-29.28	-28.25	-25.22	-22.08	-20.62	-19.39	-17.76	-16.73	-15.51	-14.03	-12.21	-11.01	-9.39	-4.65	-2.27	-0.30	2.73	5.11	6.97	14.64	22.72	23.90	25.30
QUOTE TERRENO	189.52	189.59	189.68	189.72	189.83	189.99	189.89	189.86	189.74	189.67	189.63	189.64	189.67	189.69	189.71	189.74	189.78	189.80	189.61	188.52	189.87	190.87	190.84	190.83	190.83	190.60	190.35	190.31	190.27
DISTANZE PROGETTO							-31.93	-30.84	-29.04	-27.68			-21.98	-19.58	-17.83						-1.75	-0.50	0.00		7.50	9.25	11.25		
DISTANZE PARZIALI							1.80	1.16	5.11		2.40	1.05			16.08						1.25		7.50		1.75	1.80			
QUOTE PROGETTO							189.83	190.56	190.63	190.57			190.78	190.87	190.99						190.99	190.85	190.86		191.14	191.21	191.23		

AREA CAR_SX		
Scavo:	2.71	mq
Rilevato:	0.00	mq
Inerbimento:	0.82	mq
Scotico:	0.00	mq
Prep. p. posa:	0.00	ml
Comp. scavo:	9.76	ml
Gradonatura:	0.00	ml

AREA CAR_DX		
Scavo:	0.00	mq
Rilevato:	21.21	mq
Inerbimento:	6.94	mq
Scotico:	5.03	mq
Prep. p. posa:	24.82	ml
Comp. scavo:	0.00	ml
Gradonatura:	0.00	ml

PROGRESSIVA 4+300.000



DISTANZE TERRENO	44.56	-38.72	-28.20	-15.63	-12.52		6.87	12.30	13.33	14.63	15.82	16.95	18.00	25.56
QUOTE TERRENO	190.49	190.54	190.55	190.56	190.37		190.00	189.05	189.22	190.00	190.55	190.91	190.80	190.69
DISTANZE PROGETTO		-29.48	-28.08	-21.56	-20.22	-18.47	-1.75	-0.50	0.00	7.50	9.25	11.25	12.30	13.33
DISTANZE PARZIALI		1.40	6.16	1.34	1.05	16.72	1.25	7.50	1.75	1.80				
QUOTE PROGETTO		190.03	190.64	190.88	190.93	191.05	191.05	190.91	190.92	191.20	191.27	191.29	190.58	189.90

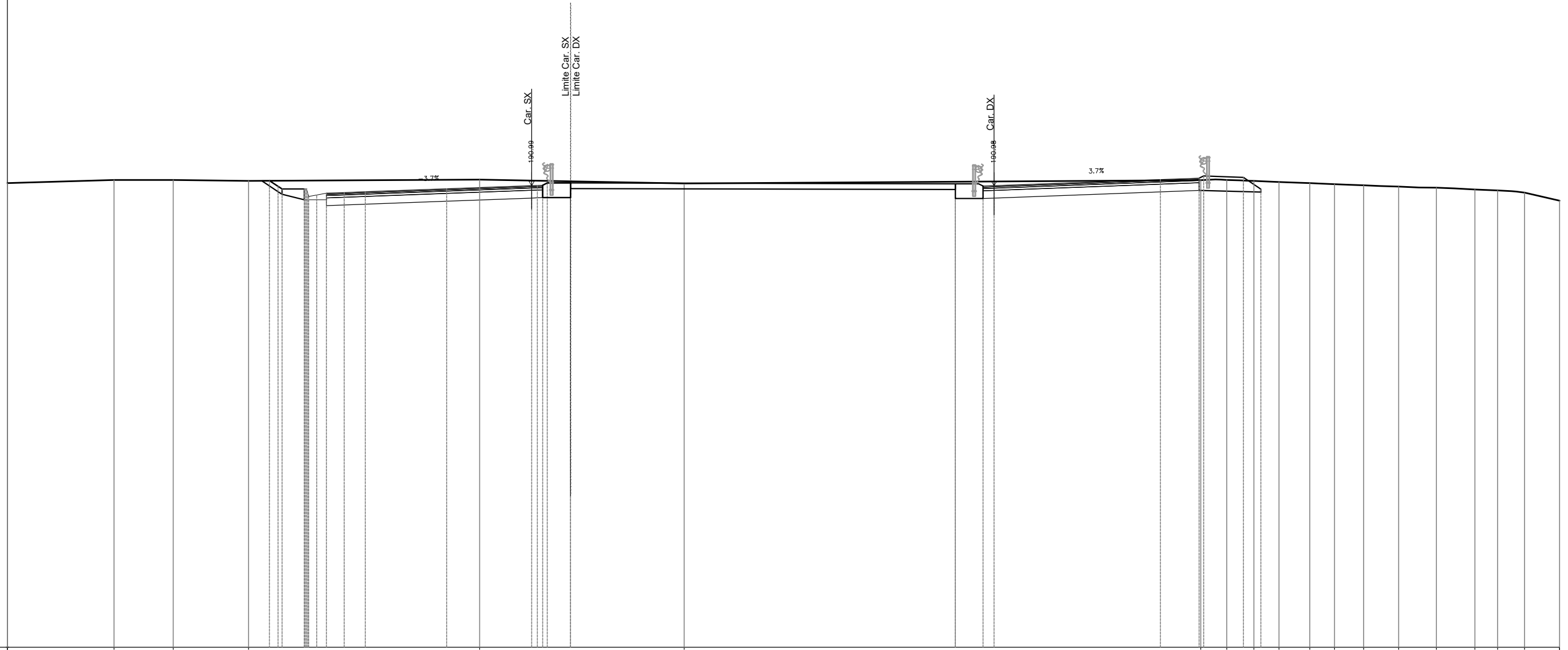
AREA CAR_SX		
Scavo:	12.25	mq
Rilevato:	0.00	mq
Inerbimento:	0.95	mq
Scotico:	0.00	mq
Prep. p. posa:	0.00	ml
Comp. scavo:	9.76	ml
Gradonatura:	0.00	ml

AREA CAR_DX		
Scavo:	9.82	mq
Rilevato:	0.00	mq
Inerbimento:	6.75	mq
Scotico:	0.00	mq
Prep. p. posa:	0.00	ml
Comp. scavo:	9.75	ml
Gradonatura:	0.00	ml

PROGRESSIVA 4+320.000

Q.R. = 200.00

Q.R. = 170.00

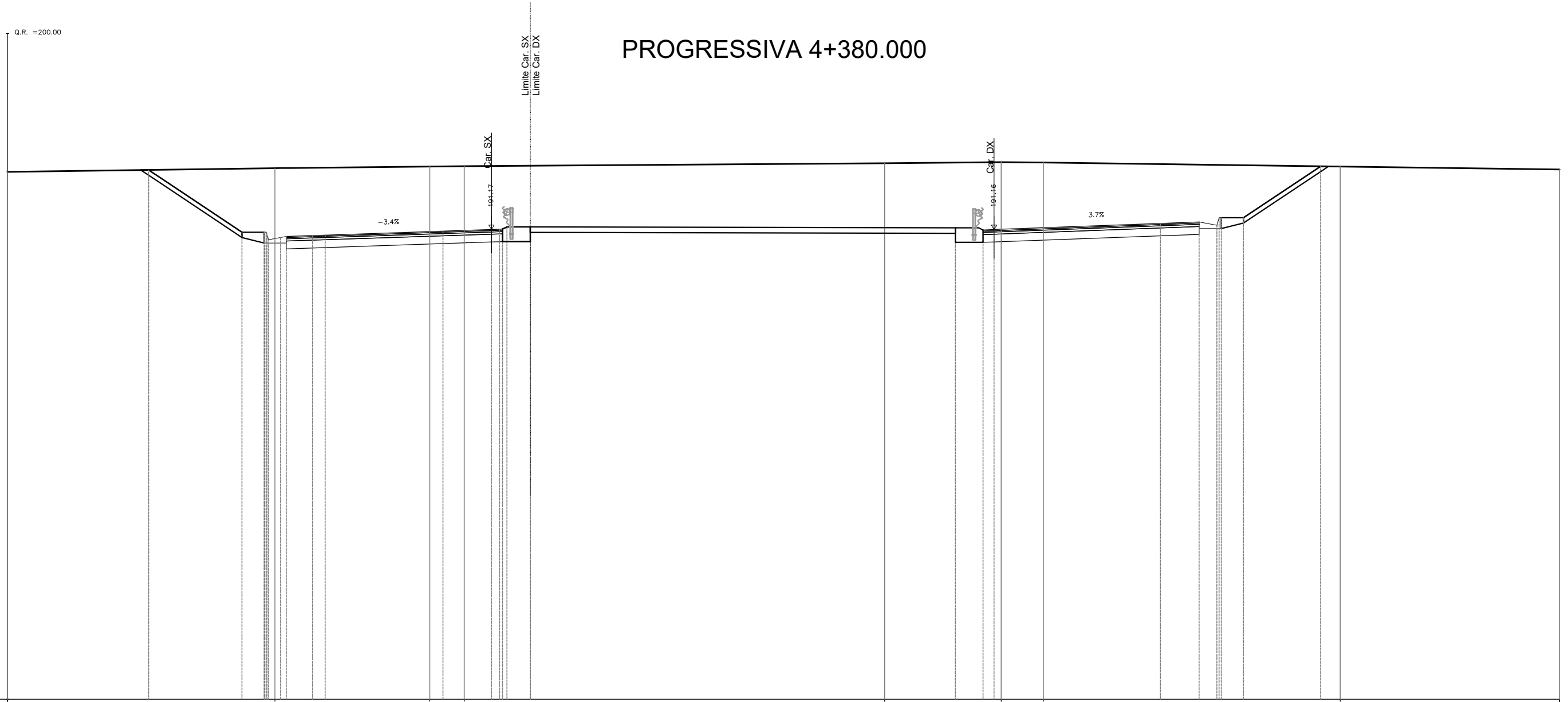


DISTANZE TERRENO	44.56	-39.69	-37.03	-33.63	-23.20	-13.98	9.32	10.50	11.71	12.85	14.24	15.35	16.67	18.25	19.95	21.69	22.71	23.93	25.56	
QUOTE TERRENO	191.10	191.24	191.24	191.20	191.26	191.08	191.23	191.25	191.20	191.15	191.10	191.05	191.00	190.94	190.90	190.82	190.77	190.67	190.31	
DISTANZE PROGETTO				-32.68	-31.11	-30.11	-28.36	-24.69	-20.86	-19.11	-1.75	-0.50	0.00	7.50	9.25	11.25				
DISTANZE PARZIALI				1.00	3.67	3.84	1.05	17.36	1.25	7.50	1.75	1.80								
QUOTE PROGETTO				191.21	190.84	190.65	190.71	190.85	190.99	191.11	191.11	190.97	190.98	191.26	191.33	191.35				

AREA CAR_SX		
Scavo:	52.29	mq
Rilevato:	0.00	mq
Inerbimento:	1.83	mq
Scotico:	0.00	mq
Prep. p. posa:	0.00	ml
Comp. scavo:	9.75	ml
Gradonatura:	0.00	ml

AREA CAR_DX		
Scavo:	103.41	mq
Rilevato:	0.00	mq
Inerbimento:	6.85	mq
Scotico:	0.00	mq
Prep. p. posa:	0.00	ml
Comp. scavo:	9.75	ml
Gradonatura:	0.00	ml

PROGRESSIVA 4+380.000

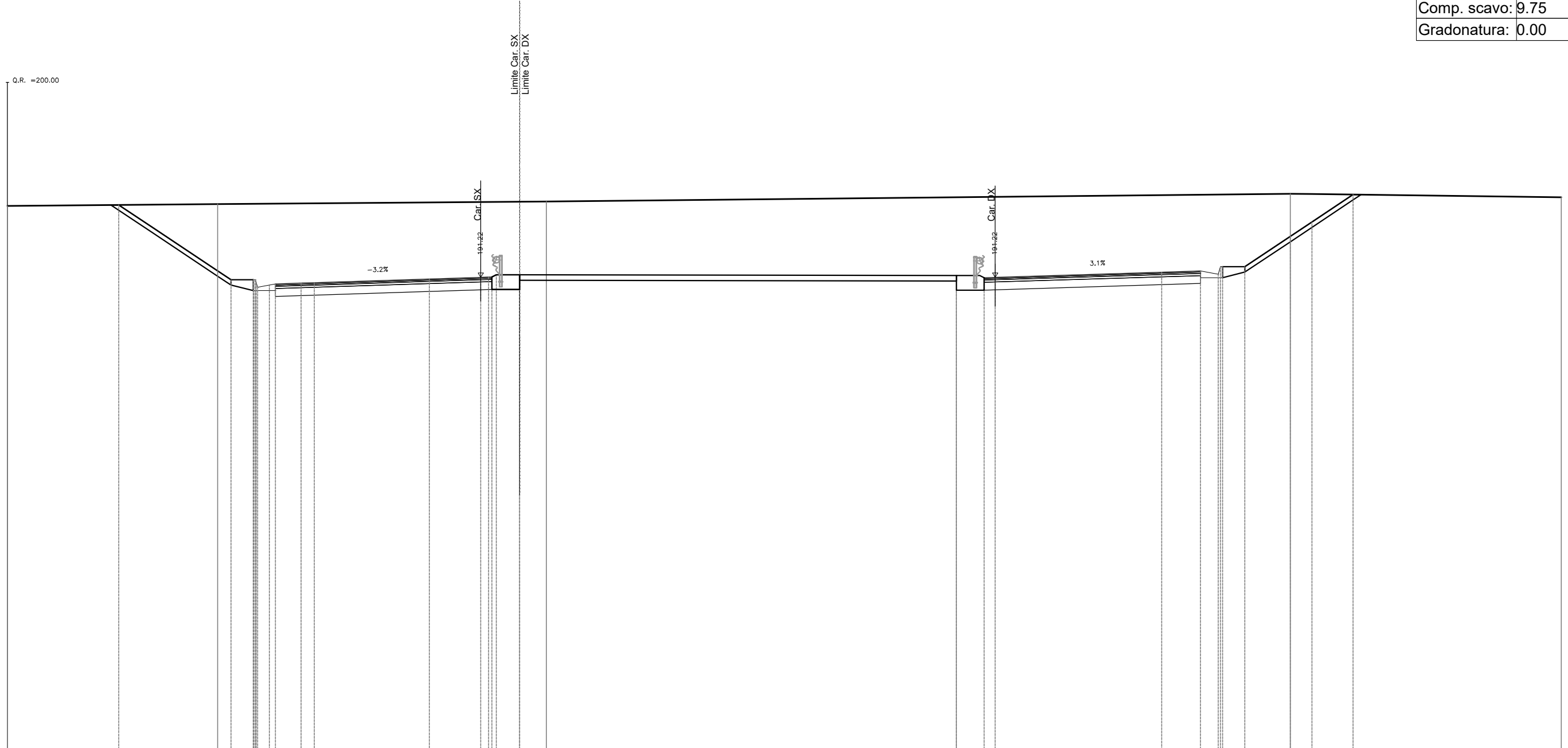


DISTANZE TERRENO	44.56	-44.56	-32.44	-25.46	-23.90	-4.93	0.32	2.22	15.61	25.56					
QUOTE TERRENO	193.76	193.93	194.00	194.02	194.15	194.20	194.18	194.00	193.87						
DISTANZE PROGETTO	-38.13	-33.92	-32.92	-31.92	-30.74	-24.85	-22.67	-20.92	-1.75	-0.50	0.00	7.50	9.25	10.25	14.72
DISTANZE PARZIALI	4.21	1.00	1.18	5.32	2.19	1.05	19.17	1.25	7.50	1.75	3.47				
QUOTE PROGETTO	193.85	191.05	191.05	190.86	190.89	191.09	191.17	191.28	191.28	191.15	191.16	191.44	191.51	191.70	194.01

AREA CAR_SX		
Scavo:	62.03	mq
Rilevato:	0.00	mq
Inerbimento:	2.03	mq
Scotico:	0.00	mq
Prep. p. posa:	0.00	ml
Comp. scavo:	9.75	ml
Gradonatura:	0.00	ml

AREA CAR_DX		
Scavo:	129.49	mq
Rilevato:	0.00	mq
Inerbimento:	7.31	mq
Scotico:	0.00	mq
Prep. p. posa:	0.00	ml
Comp. scavo:	9.75	ml
Gradonatura:	0.00	ml

PROGRESSIVA 4+400.000

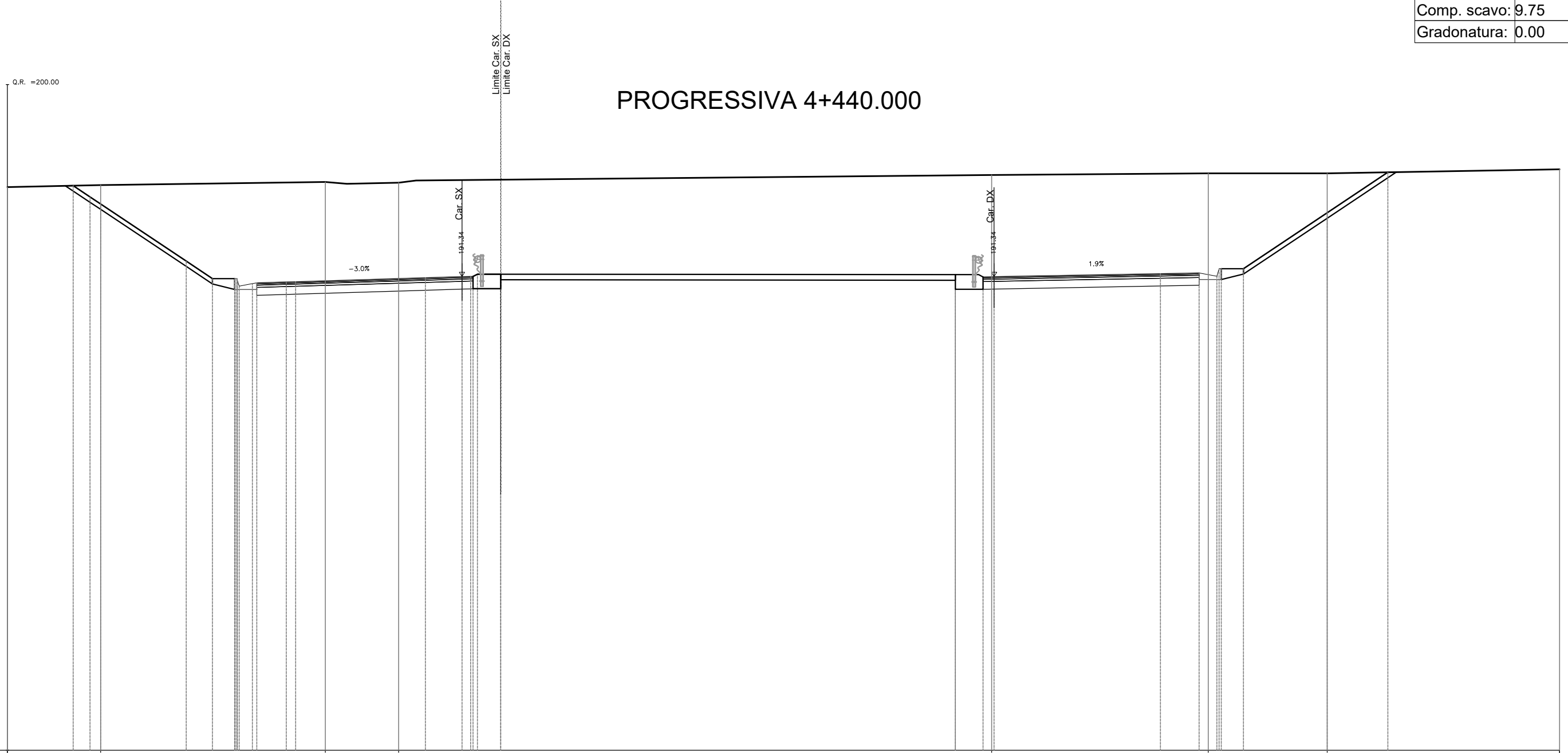


DISTANZE TERRENO	44.56	-35.03	-20.22	13.29	25.56												
QUOTE TERRENO	194.44	194.52	194.63	194.99	194.83												
DISTANZE PROGETTO	-39.48	-34.43	-33.43	-32.43	-31.27	5.19	-25.49	-23.18	-21.43	-1.75	-0.50	0.00	7.50	9.25	10.25	13.29	16.12
DISTANZE PARZIALI	5.05	1.00	1.16	5.19	2.31	1.05	19.68	1.25	7.50	1.75	2.04	1.85					
QUOTE PROGETTO	194.48	191.12	191.12	190.93	190.96	191.15	191.22	191.34	191.34	191.21	191.22	191.46	191.51	191.70	193.06	194.95	

AREA CAR_SX		
Scavo:	78.95	m ^q
Rilevato:	0.00	m ^q
Inerbimento:	2.32	m ^q
Scotico:	0.00	m ^q
Prep. p. posa:	0.00	ml
Comp. scavo:	9.75	ml
Gradonatura:	0.00	ml

AREA CAR_DX		
Scavo:	171.42	m ^q
Rilevato:	0.00	m ^q
Inerbimento:	7.91	m ^q
Scotico:	0.00	m ^q
Prep. p. posa:	0.00	ml
Comp. scavo:	9.75	ml
Gradonatura:	0.00	ml

PROGRESSIVA 4+440.000

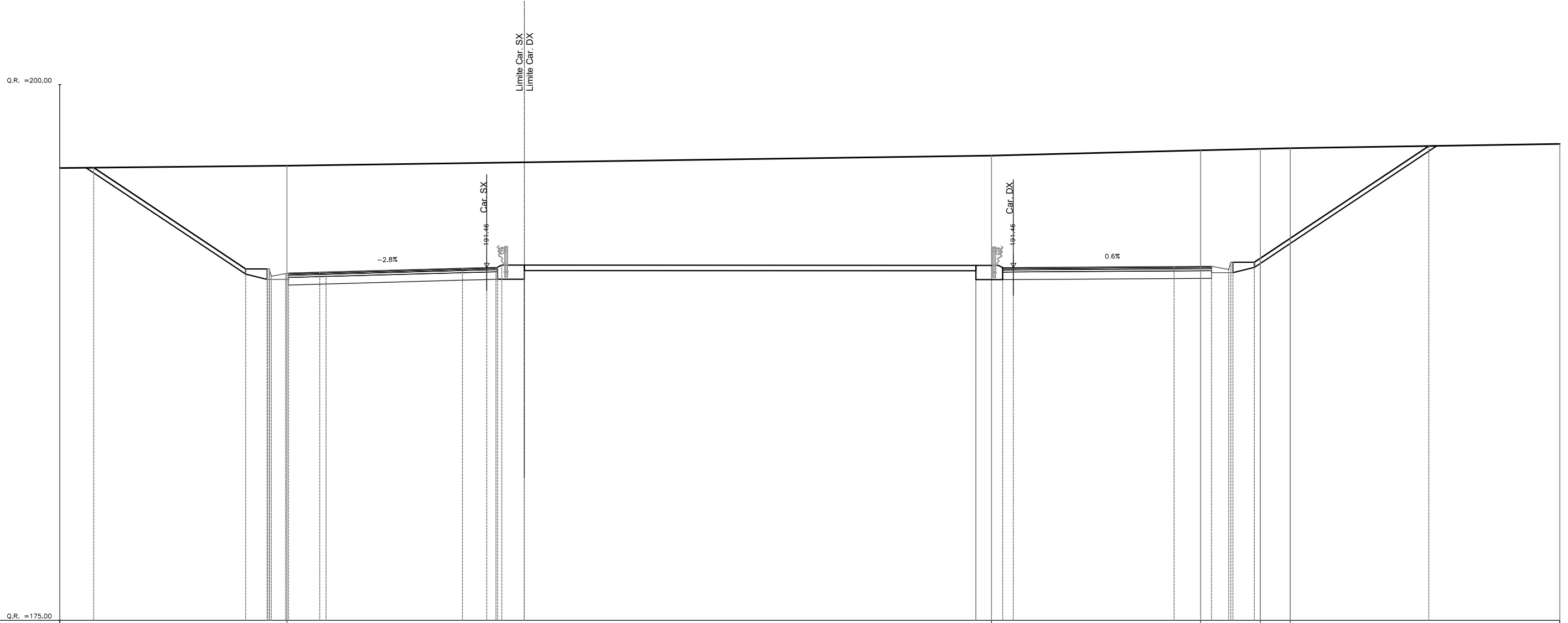


DISTANZE TERRENO	44.56	-40.30	-30.17	-25.86	-22.25	-0.11	9.66	15.02	25.56										
QUOTE TERRENO	195.56	195.47	195.61	195.58	195.83	195.83	196.00	196.00	196.18										
DISTANZE PROGETTO	-41.54	-40.30	-36.44	-35.25	-34.25	-33.25	-31.92	-25.65	-24.00	-22.25	-1.75	-0.50	0.00	7.50	9.25	10.25	11.25	15.02	17.76
DISTANZE PARZIALI		3.86	1.19	1.00	1.33	5.85	1.65	1.05	20.50	1.25	7.50	1.75	1.00	3.77	2.74				
QUOTE PROGETTO	195.45	194.62	192.05	191.26	191.26	191.07	191.11	191.29	191.34	191.46	191.46	191.33	191.34	191.48	191.52	191.71	191.71	194.22	196.05

AREA CAR_SX		
Scavo:	89.69	mq
Rilevato:	0.00	mq
Inerbimento:	2.52	mq
Scotico:	0.00	mq
Prep. p. posa:	0.00	ml
Comp. scavo:	9.75	ml
Gradonatura:	0.00	ml

AREA CAR_DX		
Scavo:	205.00	mq
Rilevato:	0.00	mq
Inerbimento:	8.45	mq
Scotico:	0.00	mq
Prep. p. posa:	0.00	ml
Comp. scavo:	9.75	ml
Gradonatura:	0.00	ml

PROGRESSIVA 4+480.000

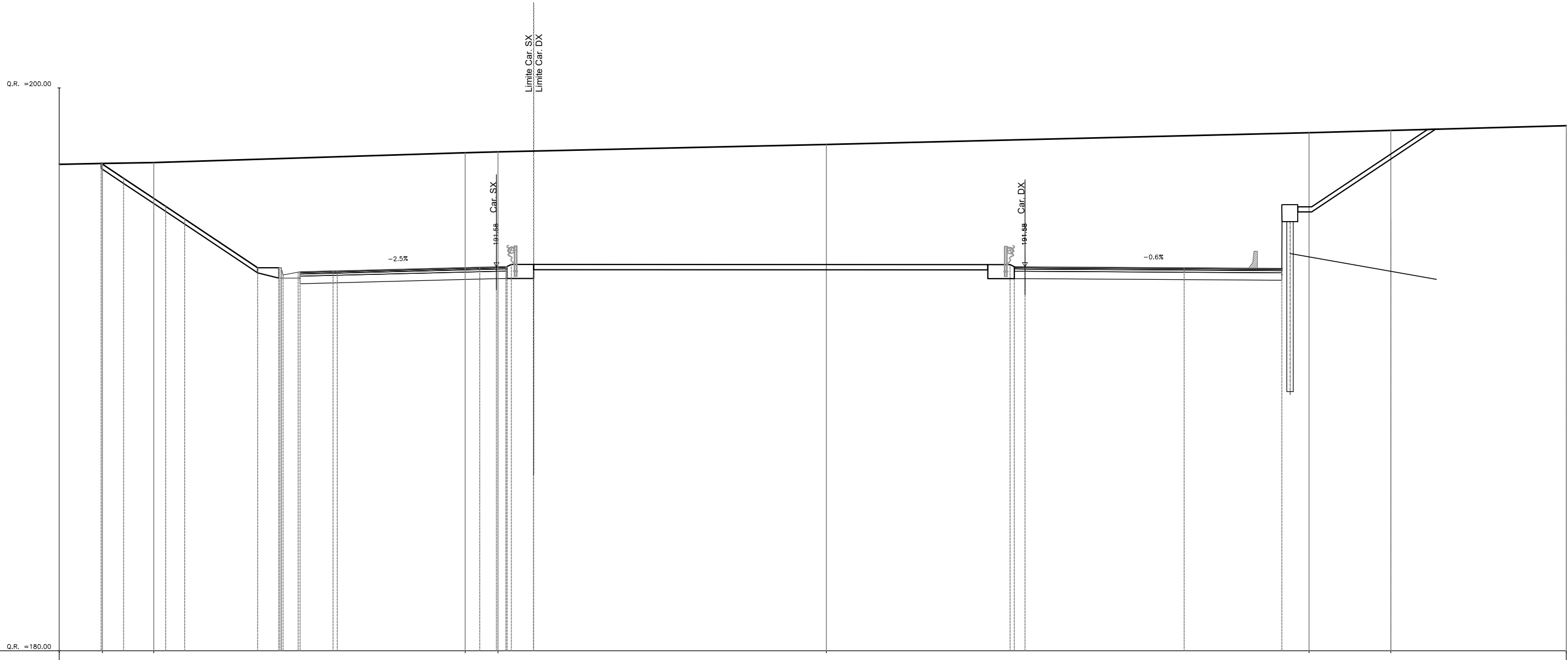


DISTANZE TERRENO	44.56	-33.90	-1.02	6.74	11.52	12.92	25.56										
QUOTE TERRENO	196.11	196.22	196.69	196.83	197.00	197.03	197.23										
DISTANZE PROGETTO	-42.92	-35.82	-34.82	-33.82	-32.37	-25.71	-24.57	-22.82	-1.75	-0.50	0.00	7.50	9.25	10.25	11.25	12.92	19.39
DISTANZE PARZIALI		7.09	1.00	1.46	6.36	1.14	1.05	21.07	1.25		7.50	1.75	1.00	1.40	6.47	19.39	
QUOTE PROGETTO	196.12	191.40	191.40	191.21	191.25	191.43	191.46	191.58	191.58	191.46	191.46	191.51	191.52	191.71	191.71	192.82	197.14

AREA CAR_SX		
Scavo:	97.10	mq
Rilevato:	0.00	mq
Inerbimento:	2.58	mq
Scotico:	0.00	mq
Prep. p. posa:	0.00	ml
Comp. scavo:	9.75	ml
Gradonatura:	0.00	ml

AREA CAR_DX		
Scavo:	273.08	mq
Rilevato:	0.00	mq
Inerbimento:	7.76	mq
Scotico:	0.00	mq
Prep. p. posa:	0.00	ml
Comp. scavo:	12.61	ml
Gradonatura:	0.00	ml

PROGRESSIVA 4+520.000



DISTANZE TERRENO	45.56	-43.47	-41.05		-26.37	-24.83		-9.36		13.39	17.24	25.50				
QUOTE TERRENO	196.44	196.45	196.49		196.96	196.99		197.35		197.90	198.00	198.23				
DISTANZE PROGETTO		-43.52	-42.46	-40.48	-36.15	-35.15	-34.15	-32.59			-0.70	0.00	7.50	12.11	14.11	17.24
DISTANZE PARZIALI		1.06	1.98	3.44	1.00	1.55	6.71	1.05	22.45	7.90	4.61					
QUOTE PROGETTO		196.45	195.75	194.43	191.54	191.54	191.35	191.39	191.56	191.59	191.69	191.69	191.58	191.54	191.51	

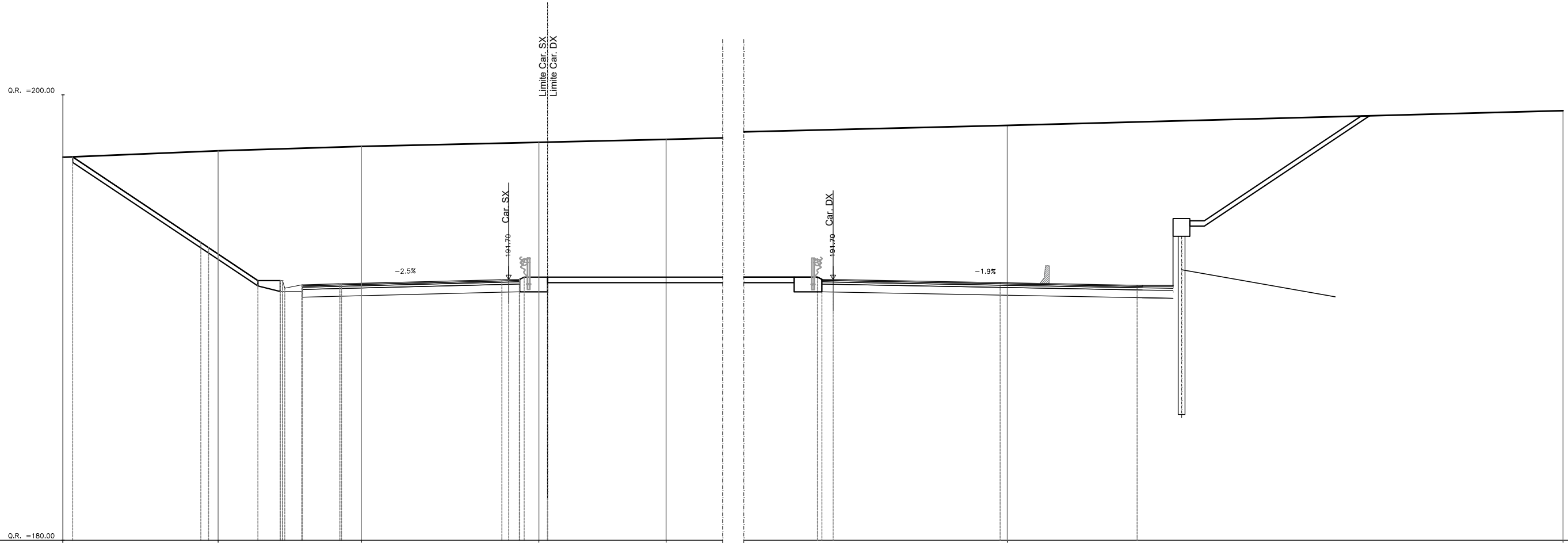
AREA CAR_SX

Scavo:	112.92	mq
Rilevato:	0.00	mq
Inerbimento:	3.18	mq
Scotico:	0.00	mq
Prep. p. posa:	0.00	ml
Comp. scavo:	9.75	ml
Gradonatura:	0.00	ml

AREA CAR_DX

Scavo:	283.19	mq
Rilevato:	0.00	mq
Inerbimento:	8.15	mq
Scotico:	0.00	mq
Prep. p. posa:	0.00	ml
Comp. scavo:	14.38	ml
Gradonatura:	0.00	ml

PROGRESSIVA 4+560.000



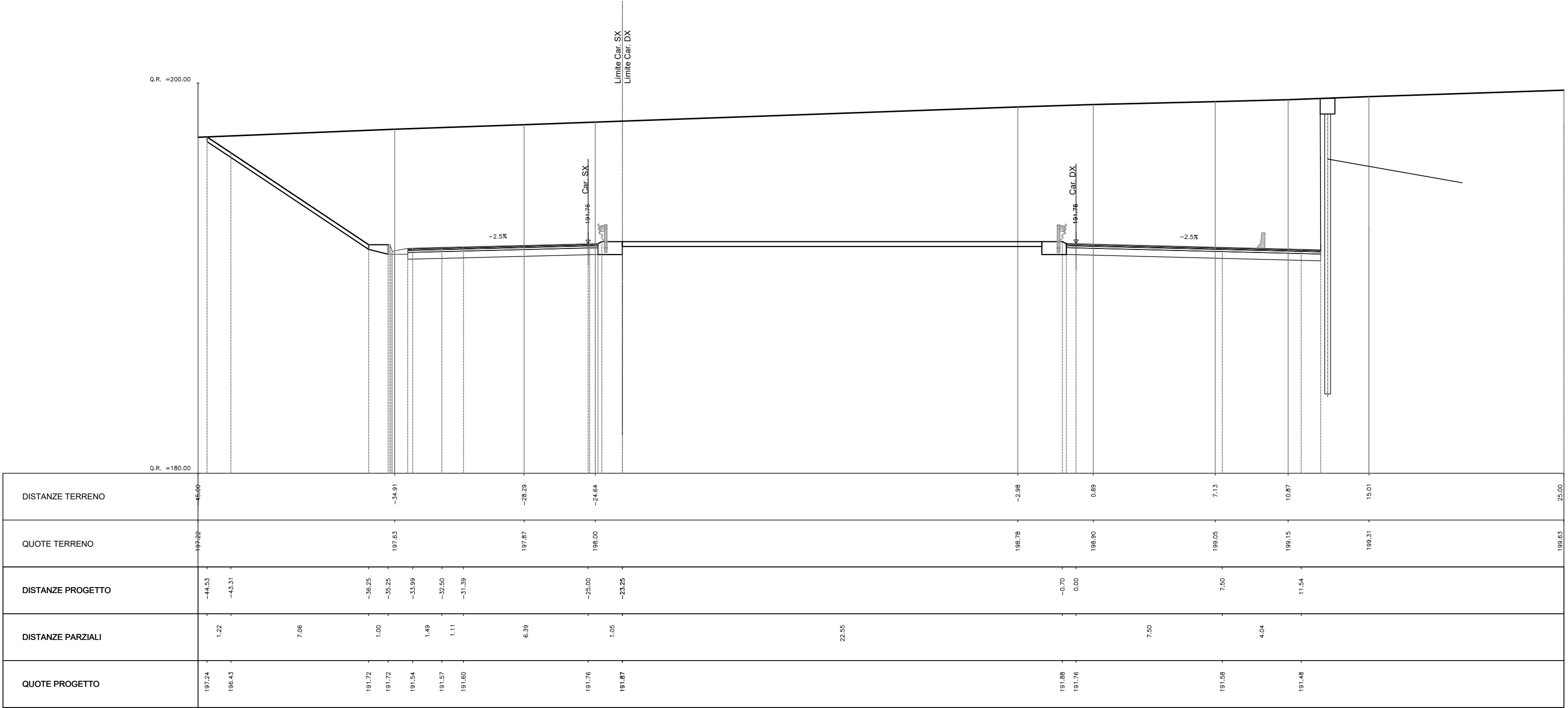
DISTANZE TERRENO	45.60	-38.03	-31.61	-23.64	-17.93				
QUOTE TERRENO	197.19	197.48	197.69	197.87	198.00				
DISTANZE PROGETTO	-44.57	-38.81	-36.25	-35.25	-34.25	-32.57	-25.30	-24.30	-23.25
DISTANZE PARZIALI	5.75	2.22	1.00	1.68	7.19	1.05	22.55		
QUOTE PROGETTO	197.21	193.37	191.66	191.66	191.47	191.51	191.69	191.81	191.81

DISTANZE TERRENO	7.82	32.76						
QUOTE TERRENO	198.62	199.28						
DISTANZE PROGETTO	-0.70	0.00	7.50	13.65	15.65	23.15	25.15	28.97
DISTANZE PARZIALI	7.50	6.15	1.00	7.50	2.00	3.82	28.97	
QUOTE PROGETTO	191.81	191.70	191.56	191.45	191.64	196.64	196.64	199.18

AREA CAR_SX		
Scavo:	113.12	mq
Rilevato:	0.00	mq
Inerbimento:	2.80	mq
Scotico:	0.00	mq
Prep. p. posa:	0.00	ml
Comp. scavo:	9.75	ml
Gradonatura:	0.00	ml

AREA CAR_DX		
Scavo:	268.75	mq
Rilevato:	0.00	mq
Inerbimento:	6.19	mq
Scotico:	0.00	mq
Prep. p. posa:	0.00	ml
Comp. scavo:	13.04	ml
Gradonatura:	0.00	ml

PROGRESSIVA 4+580.000

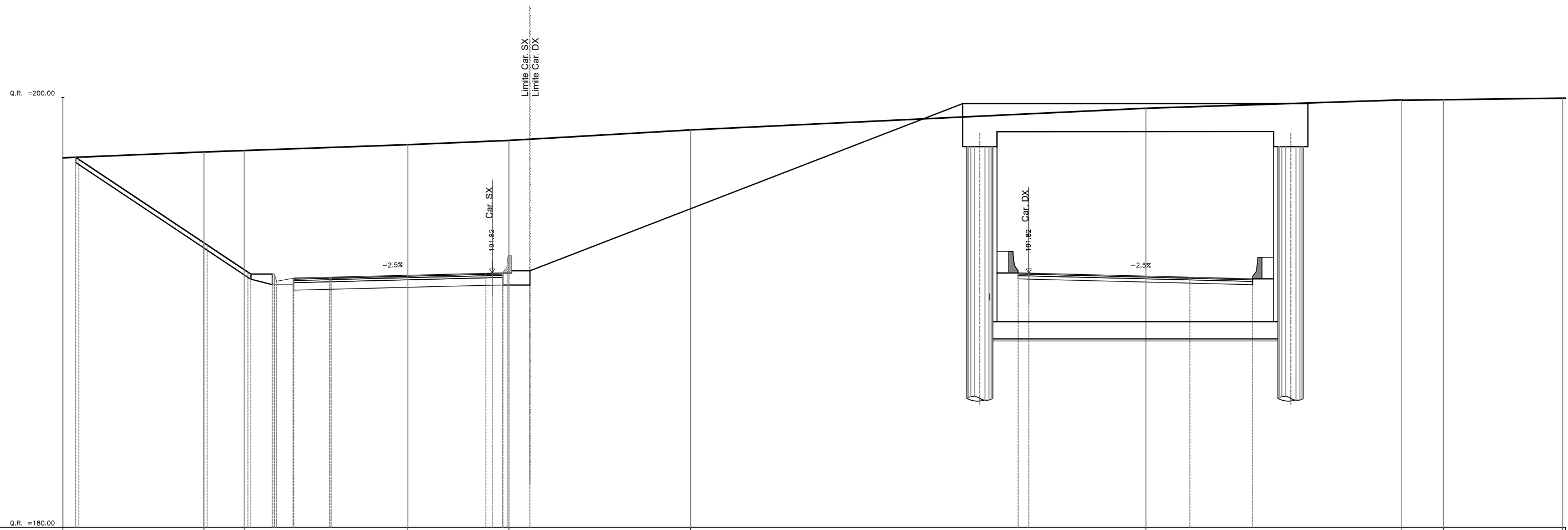


DISTANZE TERRENO	45.00	-34.91	-28.29	-24.64	-2.98	0.89	7.13	10.87	15.01	25.00			
QUOTE TERRENO	197.62	197.63	197.87	198.00	198.78	198.90	199.05	199.15	199.31	199.63			
DISTANZE PROGETTO	-44.53	-43.31	-36.25	-35.25	-33.99	-32.50	-31.39	-25.00	-23.25	-0.70	0.00	7.50	11.54
DISTANZE PARZIALI	1.22	7.06	1.00	1.49	1.11	6.39	1.05	22.55	7.50	4.04			
QUOTE PROGETTO	197.24	196.43	191.72	191.72	191.54	191.57	191.60	191.76	191.87	191.88	191.76	191.58	191.48

AREA CAR_SX		
Scavo:	111.08	mq
Rilevato:	0.00	mq
Inerbimento:	2.77	mq
Scotico:	0.00	mq
Prep. p. posa:	0.00	ml
Comp. scavo:	9.78	ml
Gradonatura:	0.00	ml

AREA CAR_DX		
Scavo:	0.00	mq
Rilevato:	0.00	mq
Inerbimento:	0.00	mq
Scotico:	0.00	mq
Prep. p. posa:	0.00	ml
Comp. scavo:	0.00	ml
Gradonatura:	0.00	ml

PROGRESSIVA 4+600.000



Q.R. = 200.00

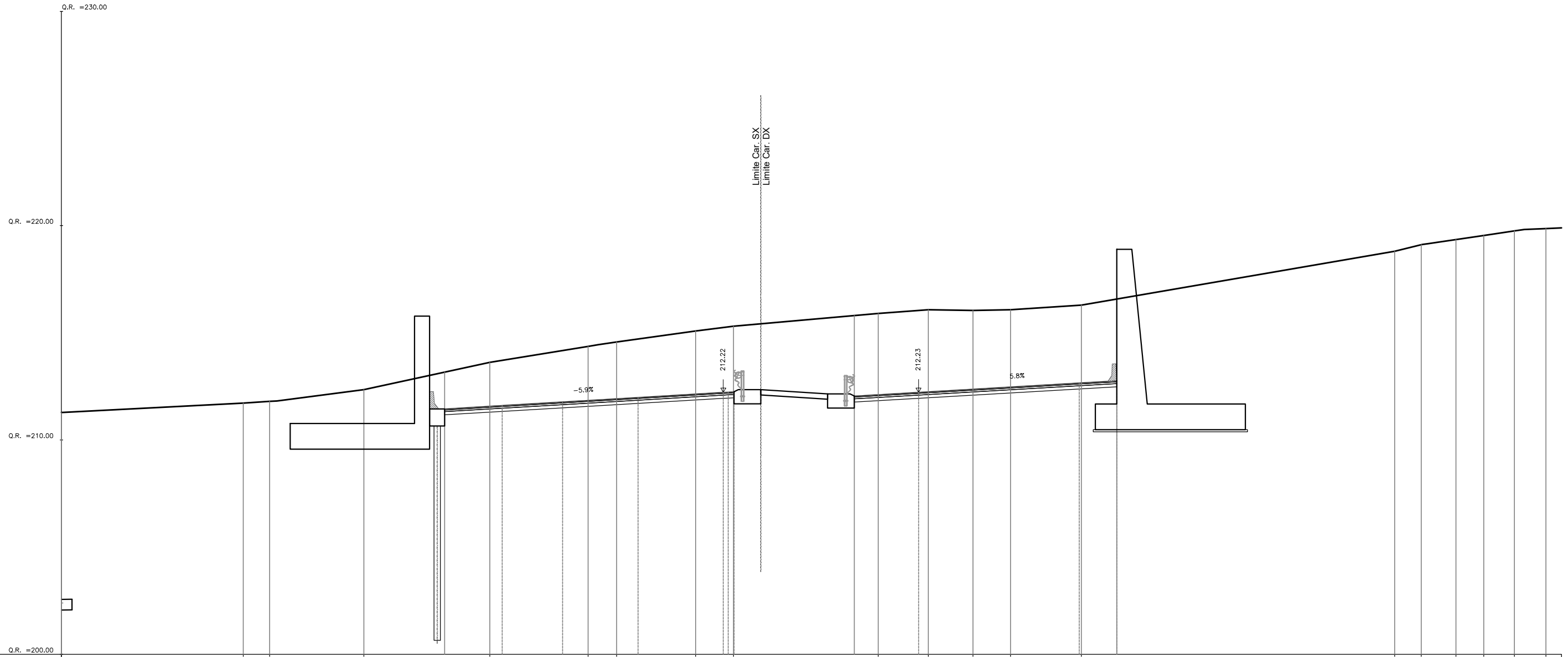
Q.R. = 180.00

DISTANZE TERRENO	45.66	-36.43	-36.55	-28.93	-24.22	-15.76	5.45	17.37	19.31	24.87	
QUOTE TERRENO	197.19	197.46	197.53	197.80	198.00	198.48	199.50	199.88	199.89	199.97	
DISTANZE PROGETTO	-44.41	-36.45	-36.38	-35.25	-32.57	-25.29	-23.25	-0.50	0.00	7.50	10.42
DISTANZE PARZIALI		5.81	1.90	1.00	1.68	7.21	1.05	7.50	2.92		
QUOTE PROGETTO	197.22	193.25	191.87	191.78	191.63	191.81	191.93	191.84	191.82	191.64	191.56

AREA CAR_SX		
Scavo:	41.88	mq
Rilevato:	0.00	mq
Inerbimento:	0.82	mq
Scotico:	0.00	mq
Prep. p. posa:	0.00	ml
Comp. scavo:	13.50	ml
Gradonatura:	0.00	ml

AREA CAR_DX		
Scavo:	65.22	mq
Rilevato:	0.00	mq
Inerbimento:	1.59	mq
Scotico:	0.00	mq
Prep. p. posa:	0.00	ml
Comp. scavo:	12.25	ml
Gradonatura:	0.00	ml

PROGRESSIVA 6+840.000

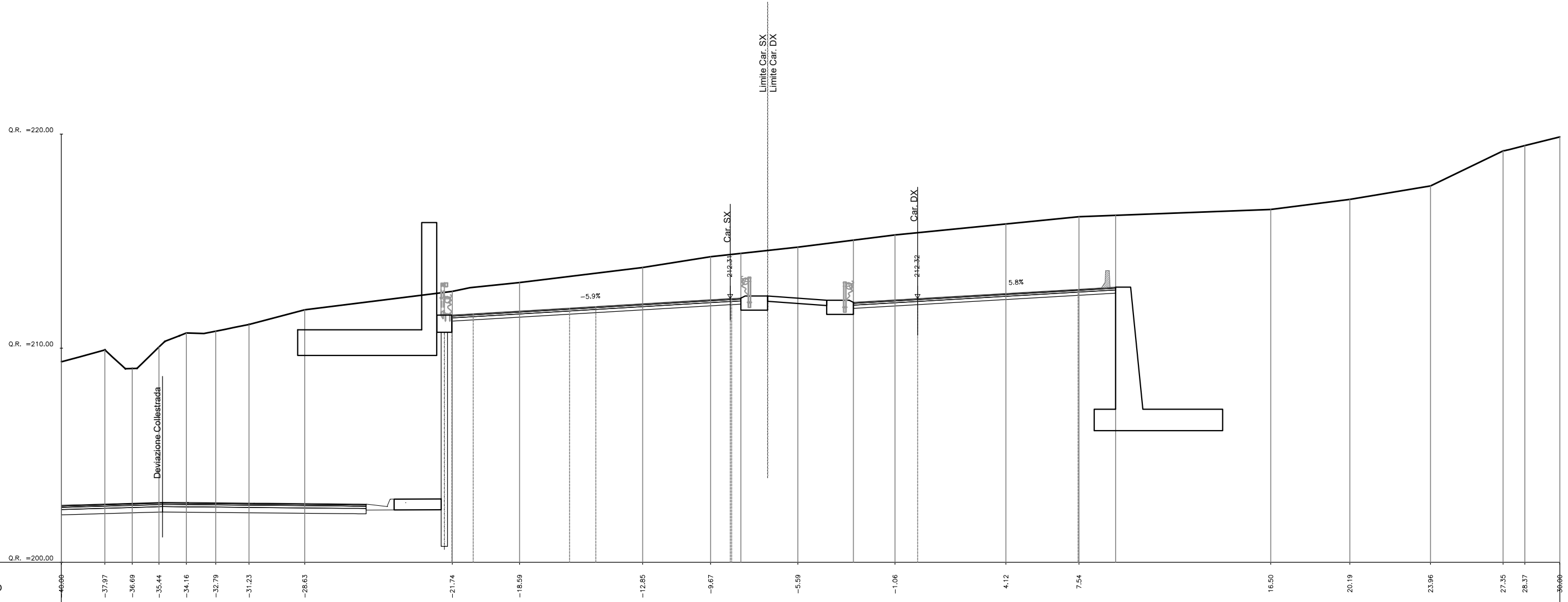


DISTANZE TERRENO	-46.66	-31.52	-30.28	-25.89	-20.01	-15.42	-14.09	-10.40	-8.63	-1.88	0.46	2.53	4.29	7.60	22.21	23.46	25.08	26.38	27.81	29.27
QUOTE TERRENO	211.29	211.72	211.80	212.35	213.82	214.36	214.87	215.09	215.31	215.91	216.07	216.04	216.08	216.29	218.80	219.11	219.35	219.54	219.76	219.87
DISTANZE PROGETTO					-22.12	-19.43	-16.62	-13.09	-9.12	-3.00	0.00			7.50	9.25					
DISTANZE PARZIALI					2.68	2.82	3.92	3.98		3.00		7.50		1.75						
QUOTE PROGETTO					211.45	211.61	211.78	211.99	212.22	212.05	212.23			212.66	212.76					

AREA CAR_SX		
Scavo:	28.70	mq
Rilevato:	0.00	mq
Inerbimento:	0.82	mq
Scotico:	0.00	mq
Prep. p. posa:	0.00	ml
Comp. scavo:	13.50	ml
Gradonatura:	0.00	ml

AREA CAR_DX		
Scavo:	54.10	mq
Rilevato:	0.00	mq
Inerbimento:	1.50	mq
Scotico:	0.00	mq
Prep. p. posa:	0.00	ml
Comp. scavo:	12.25	ml
Gradonatura:	0.00	ml

PROGRESSIVA 6+860.000

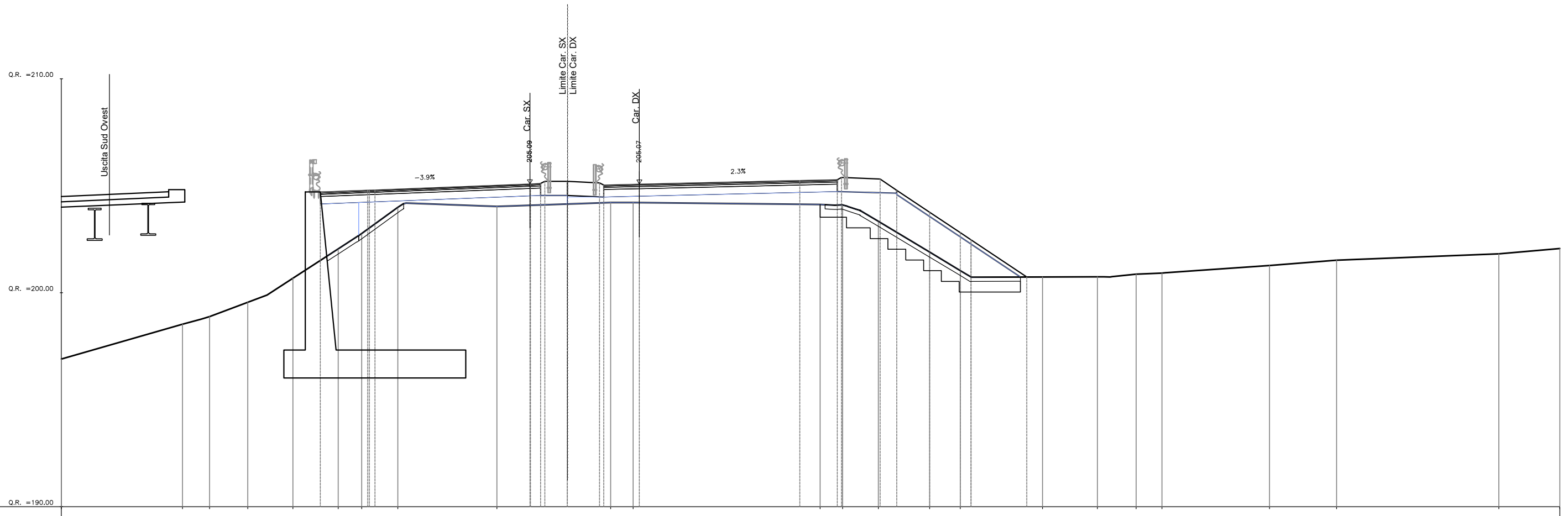


DISTANZE TERRENO	-46.66	-37.97	-36.69	-35.44	-34.16	-32.79	-31.23	-28.63	-21.74	-18.59	-12.85	-9.67	-5.59	-1.06	4.12	7.54	16.50	20.19	23.96	27.35	28.37	36.66
QUOTE TERRENO	209.56	209.92	209.05	210.06	210.71	210.79	211.11	211.79	212.66	213.07	213.77	214.28	214.72	215.29	215.80	216.15	216.49	216.95	217.58	219.22	219.46	219.87
DISTANZE PROGETTO									-21.76			-8.76		-3.00	0.00	7.50			9.25			
DISTANZE PARZIALI										4.51	1.22	6.28		3.00	7.50	1.75						
QUOTE PROGETTO									211.54		211.87	211.94		212.31		212.14	212.32		212.75	212.85		

AREA CAR_SX		
Scavo:	0.00	mq
Rilevato:	8.08	mq
Inerbimento:	0.82	mq
Scotico:	0.94	mq
Prep. p. posa:	3.89	ml
Comp. scavo:	0.00	ml
Gradonatura:	0.00	ml

AREA CAR_DX		
Scavo:	0.00	mq
Rilevato:	15.76	mq
Inerbimento:	3.94	mq
Scotico:	2.01	mq
Prep. p. posa:	9.12	ml
Comp. scavo:	0.00	ml
Gradonatura:	7.60	ml

PROGRESSIVA 7+300.000

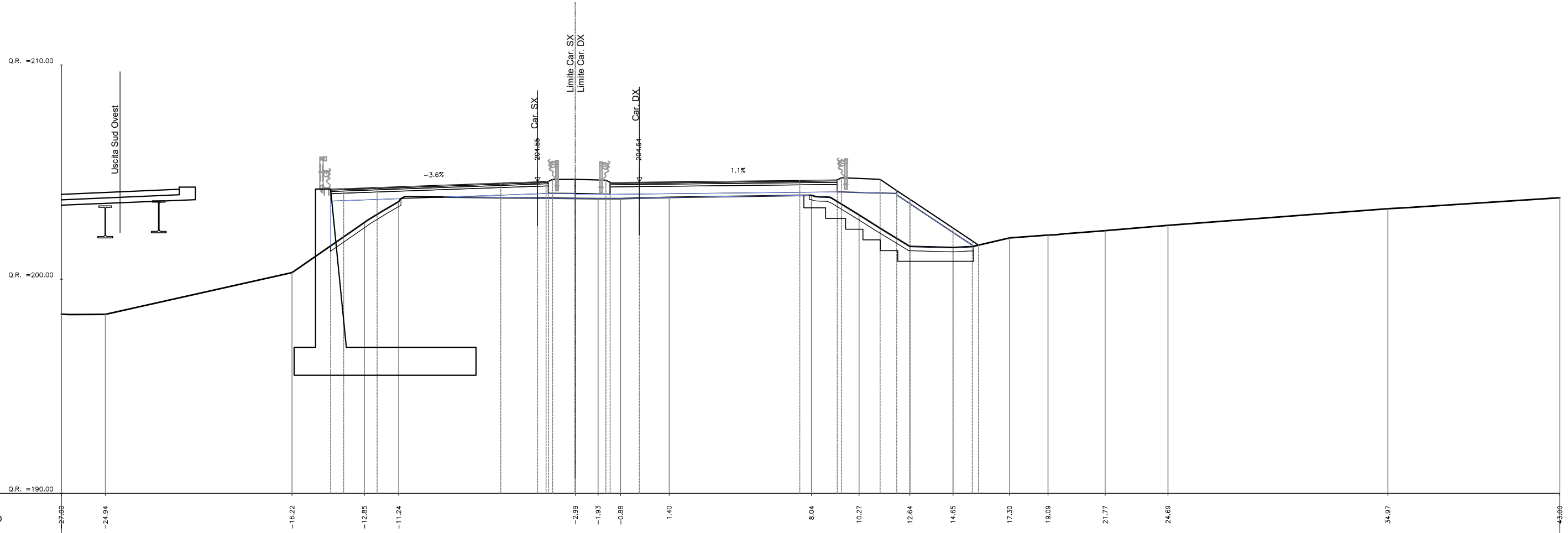


DISTANZE TERRENO	27.66	-21.34	-20.08	-18.29	-16.18	-14.06	-12.97	-11.28	-6.65	-1.34	-0.29	8.45	9.49	11.17	13.56	15.00	18.84	21.40	23.21	24.42	29.44	32.57	40.15	43.66	
QUOTE TERRENO	196.91	198.53	198.88	199.55	200.88	202.05	202.77	203.99	204.04	204.21	204.22	204.13	204.11	203.34	201.90	201.04	200.74	200.75	200.87	200.92	201.27	201.52	201.82	202.67	
DISTANZE PROGETTO					-15.15	-12.69		-5.11	-3.36	-1.86	0.00	7.50	9.25	11.25	13.56	15.00	18.10								
DISTANZE PARZIALI						2.22		7.24		1.05	1.50	1.66		7.50	1.75	1.80	1.53	1.44	2.60						
QUOTE PROGETTO					204.81	204.80		205.09	205.21	205.14	205.07		205.25	205.29	205.32	203.77	202.81	200.74							

AREA CAR_SX		
Scavo:	0.08	m ^q
Rilevato:	4.26	m ^q
Inerbimento:	0.82	m ^q
Scotico:	0.79	m ^q
Prep. p. posa:	3.29	ml
Comp. scavo:	0.00	ml
Gradonatura:	0.00	ml

AREA CAR_DX		
Scavo:	0.00	m ^q
Rilevato:	10.04	m ^q
Inerbimento:	3.44	m ^q
Scotico:	1.69	m ^q
Prep. p. posa:	7.68	ml
Comp. scavo:	0.00	ml
Gradonatura:	5.27	ml

PROGRESSIVA 7+320.000

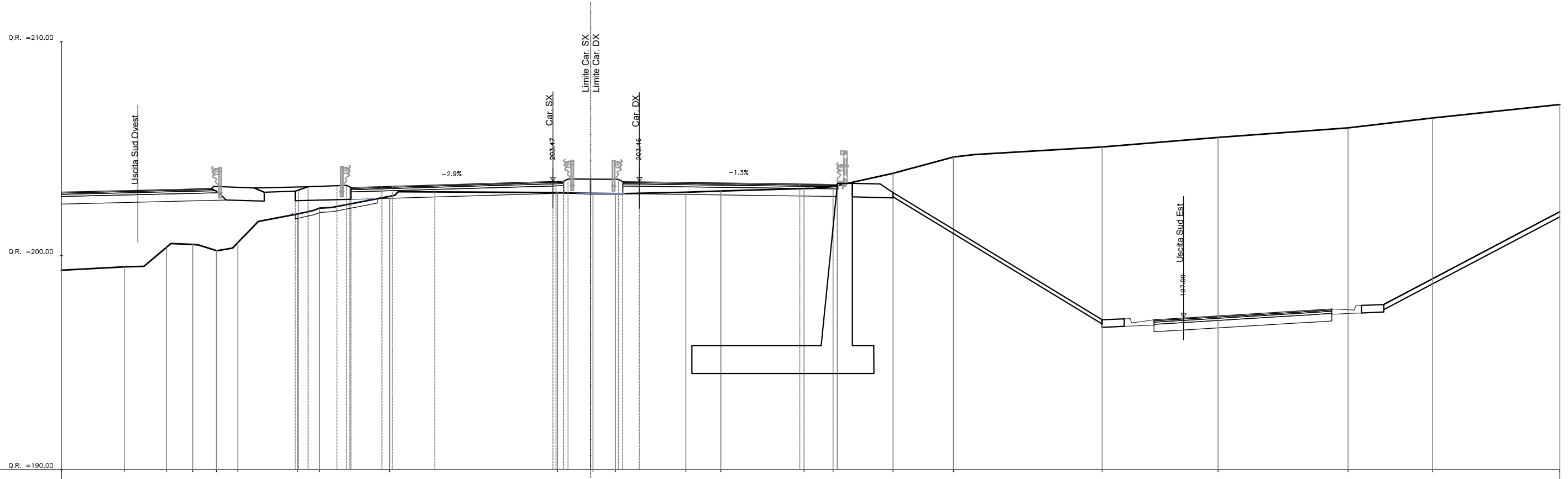


DISTANZE TERRENO	-27.66	-24.94	-16.22	-12.85	-11.24		-2.99	-1.93	-0.88	1.40		8.04	10.27	12.64	14.65	17.30	19.09	21.77	24.68		34.97	43.66
QUOTE TERRENO	198.37	198.35	200.31	202.65	203.62		203.77	203.77	203.77	203.82		203.82	203.00	201.53	201.48	201.93	202.06	202.27	202.52		203.29	203.81
DISTANZE PROGETTO			-14.63	-12.25			-6.47	-4.75	-3.00	-1.57	0.00	7.50	9.25	11.25	12.64	14.65	15.84					
DISTANZE PARZIALI				1.56	5.78		1.72	1.05	1.43	1.37	7.50	1.75	1.80	2.01								
QUOTE PROGETTO			204.31	204.28		204.49	204.55	204.67	204.62	204.54		204.62	204.64	204.66	203.73	202.39	201.59					

AREA CAR_SX		
Scavo:	1.35	mq
Rilevato:	1.19	mq
Inerbimento:	2.38	mq
Scotico:	0.79	mq
Prep. p. posa:	3.91	ml
Comp. scavo:	0.00	ml
Gradonatura:	0.00	ml

AREA CAR_DX		
Scavo:	2.03	mq
Rilevato:	0.01	mq
Inerbimento:	2.54	mq
Scotico:	0.00	mq
Prep. p. posa:	0.00	ml
Comp. scavo:	1.42	ml
Gradonatura:	0.00	ml

PROGRESSIVA 7+360.000

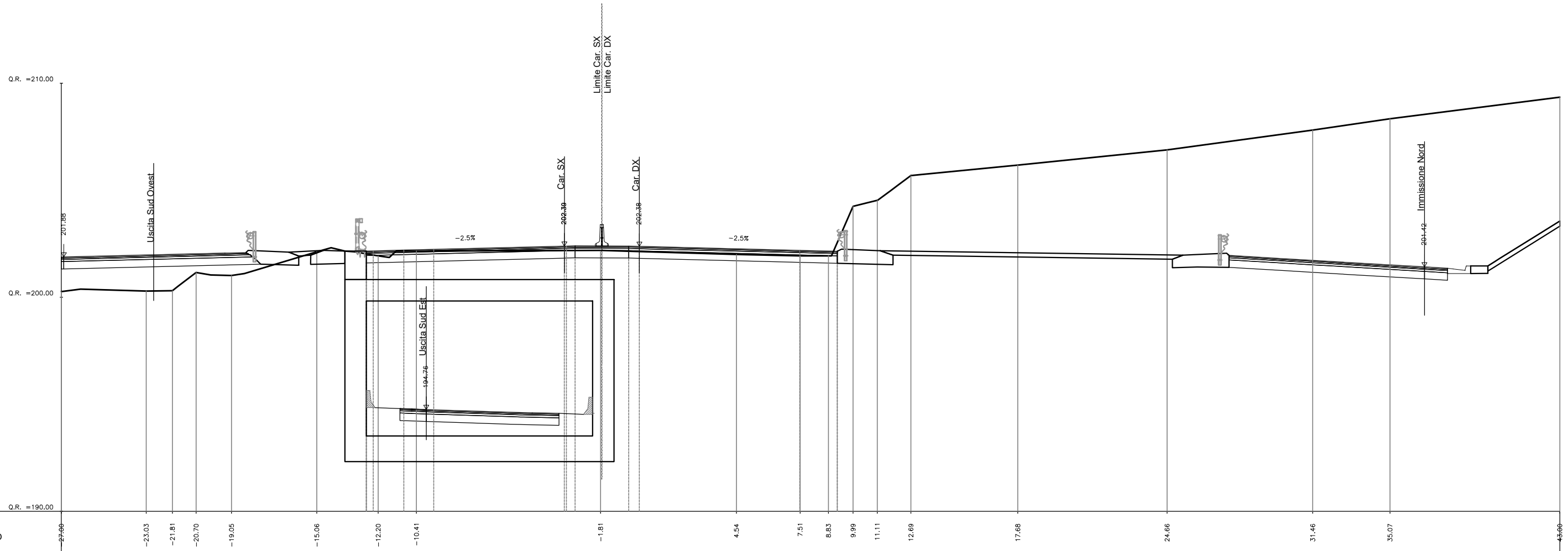


DISTANZE TERRENO	27.66	-24.06	-22.08	-20.86	-19.76	-18.76	-15.97	-14.95	-11.66	-3.82	-2.16	-1.12	2.17	3.81	7.69	9.05	11.85	14.67	21.62	27.03	33.11	37.06	45.66
QUOTE TERRENO	199.53	199.48	200.39	200.53	200.24	200.62	201.95	202.22	202.78	202.95	202.90	202.90	202.97	203.03	203.14	203.24	203.85	204.61	205.08	205.53	205.98	206.44	207.07
DISTANZE PROGETTO							-16.07	-14.13	-12.03	-9.56	-4.04	-2.28	-0.98	0.00	7.50	9.25							
DISTANZE PARZIALI								1.34	1.44	1.98	5.52	1.05	1.31		7.50	1.75							
QUOTE PROGETTO							202.81	203.28	203.24	203.31		203.47	203.59	203.57	203.46		203.36	203.33					

AREA CAR_SX		
Scavo:	6.09	mq
Rilevato:	0.00	mq
Inerbimento:	1.62	mq
Scotico:	0.00	mq
Prep. p. posa:	0.00	ml
Comp. scavo:	1.75	ml
Gradonatura:	0.00	ml

AREA CAR_DX		
Scavo:	10.48	mq
Rilevato:	0.00	mq
Inerbimento:	1.62	mq
Scotico:	0.00	mq
Prep. p. posa:	0.00	ml
Comp. scavo:	1.00	ml
Gradonatura:	0.00	ml

PROGRESSIVA 7+400.000

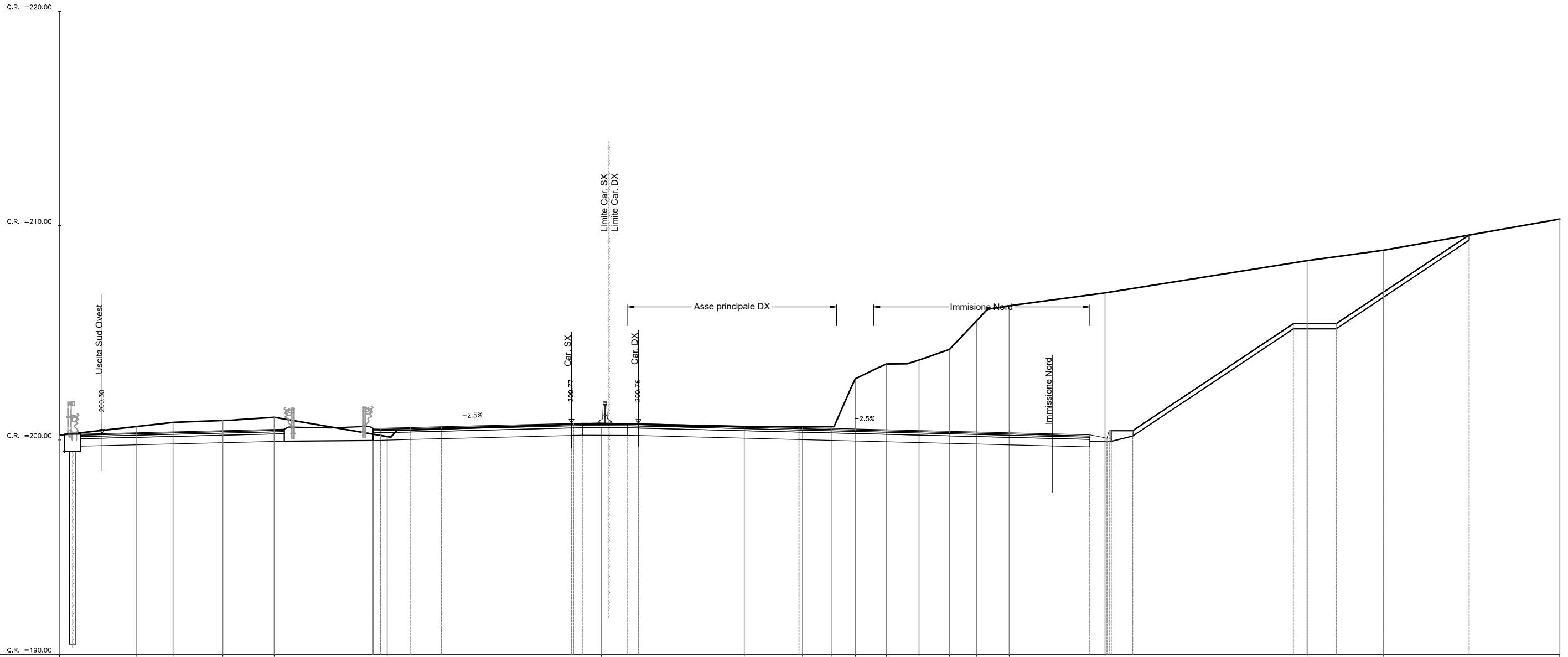


DISTANZE TERRENO	-27.66	-23.03	-21.81	-20.70	-19.05	-15.06	-12.20	-10.41	-1.81	4.54	7.51	8.83	9.99	11.11	12.69	17.68	24.66	31.46	35.07	43.66
QUOTE TERRENO	200.27	200.29	200.31	201.16	201.02	202.13	201.94	202.16	202.19	202.01	201.94	201.94	204.25	204.53	205.69	206.18	206.89	207.81	208.35	209.35
DISTANZE PROGETTO							-12.75	-11.00	-9.60			-3.50	-1.75	-0.70	0.00					
DISTANZE PARZIALI							1.43	1.40	6.10			1.05	1.05	7.50						
QUOTE PROGETTO							201.60	202.21	202.24			202.39	202.50	202.49	202.38					

AREA CAR_SX		
Scavo:	4.15	m ^q
Rilevato:	0.00	m ^q
Inerbimento:	0.82	m ^q
Scotico:	0.00	m ^q
Prep. p. posa:	0.00	ml
Comp. scavo:	1.81	ml
Gradonatura:	0.00	ml

AREA CAR_DX		
Scavo:	133.49	m ^q
Rilevato:	0.00	m ^q
Inerbimento:	4.34	m ^q
Scotico:	0.00	m ^q
Prep. p. posa:	0.00	ml
Comp. scavo:	12.76	ml
Gradonatura:	0.00	ml

PROGRESSIVA 7+460.000

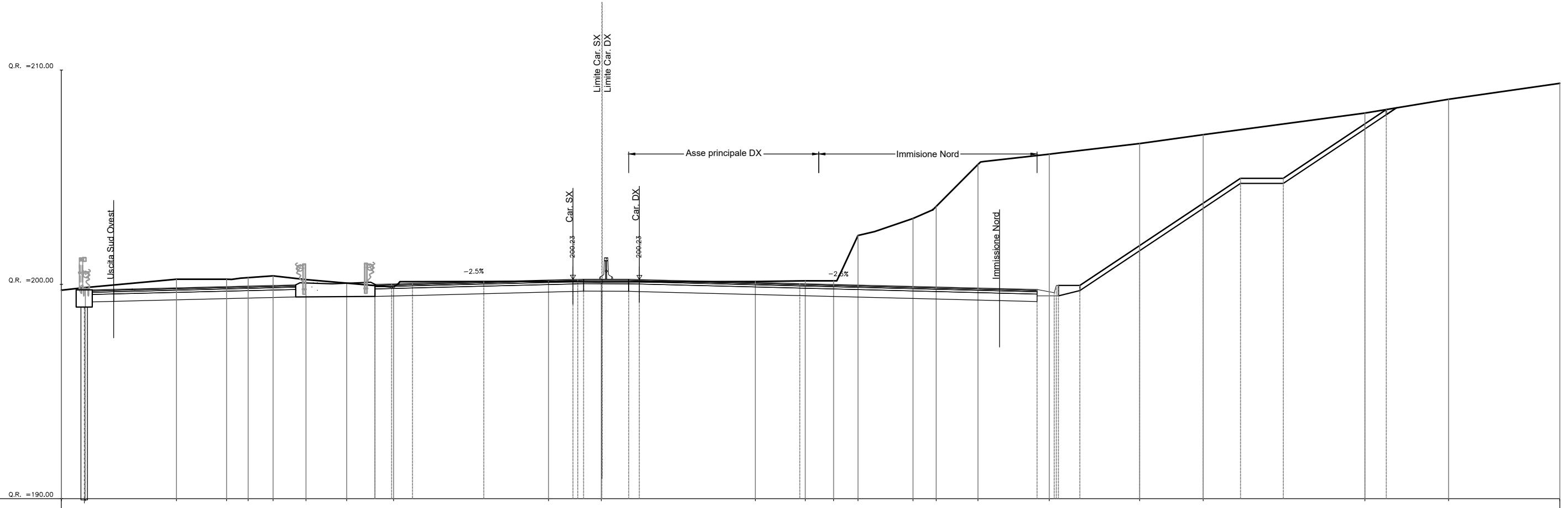


DISTANZE TERRENO	27.66	-23.41	-21.71	-19.39	-17.00	-11.72	-1.73	4.94	7.66	9.00	10.13	11.58	13.10	14.52	15.78	17.31	21.78	31.21	34.78	43.66		
QUOTE TERRENO	200.52	200.63	200.82	200.91	201.06	200.16	200.59	200.63	200.63	200.63	202.86	203.55	203.73	204.22	205.55	206.26	206.86	208.36	208.86	209.56		
DISTANZE PROGETTO						-12.37	-10.62	-9.18									21.07	25.07	30.57	32.57	34.78	38.77
DISTANZE PARZIALI						1.42	1.44	6.06						13.57			1.00	7.50	1.36	2.21	3.99	
QUOTE PROGETTO						199.98	200.58	200.62									200.24	200.43	205.43	205.43	206.90	209.56

AREA CAR_SX		
Scavo:	5.88	m ²
Rilevato:	0.00	m ²
Inerbimento:	1.26	m ²
Scotico:	0.00	m ²
Prep. p. posa:	0.00	ml
Comp. scavo:	1.75	ml
Gradonatura:	0.00	ml

AREA CAR_DX		
Scavo:	108.89	m ²
Rilevato:	0.00	m ²
Inerbimento:	4.26	m ²
Scotico:	0.00	m ²
Prep. p. posa:	0.00	ml
Comp. scavo:	10.23	ml
Gradonatura:	0.00	ml

PROGRESSIVA 7+480.000

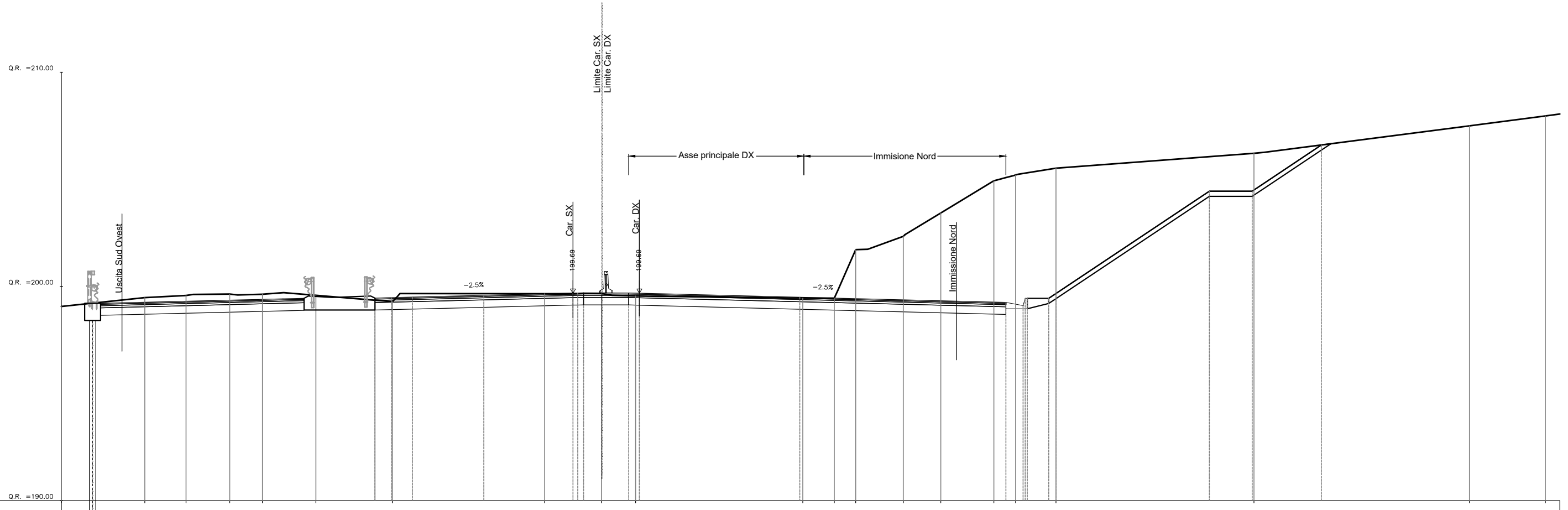


DISTANZE TERRENO	-27.66	-25.88		-21.62	-19.28	-18.27	-17.11	-15.57	-13.67	-11.48		-4.24	-1.78		5.42	7.75	9.08	10.22	12.78	13.87	15.82	19.15		23.38	26.34		33.90	37.81		43.66		
QUOTE TERRENO	199.73	199.86		200.24	200.24	200.32	200.40	200.23	200.06	199.87		200.14	200.11		200.14	200.17	200.17	202.28	203.08	203.64	205.59	206.08		206.57	206.98		208.00	208.64		209.36		
DISTANZE PROGETTO								-12.35	-10.60			-3.10	-1.75	-1.35		7.50						18.58	20.58		23.38	26.34		28.08	30.08		33.90	
DISTANZE PARZIALI													3.33		4.17																	
QUOTE PROGETTO								199.44	200.04			200.13		200.23		200.04						199.76	199.95		201.81	203.79		204.95	204.95		207.50	

AREA CAR_SX		
Scavo:	6.60	mq
Rilevato:	0.00	mq
Inerbimento:	0.82	mq
Scotico:	0.00	mq
Prep. p. posa:	0.00	ml
Comp. scavo:	1.85	ml
Gradonatura:	0.00	ml

AREA CAR_DX		
Scavo:	88.98	mq
Rilevato:	0.00	mq
Inerbimento:	3.88	mq
Scotico:	0.00	mq
Prep. p. posa:	0.00	ml
Comp. scavo:	8.72	ml
Gradonatura:	0.00	ml

PROGRESSIVA 7+500.000

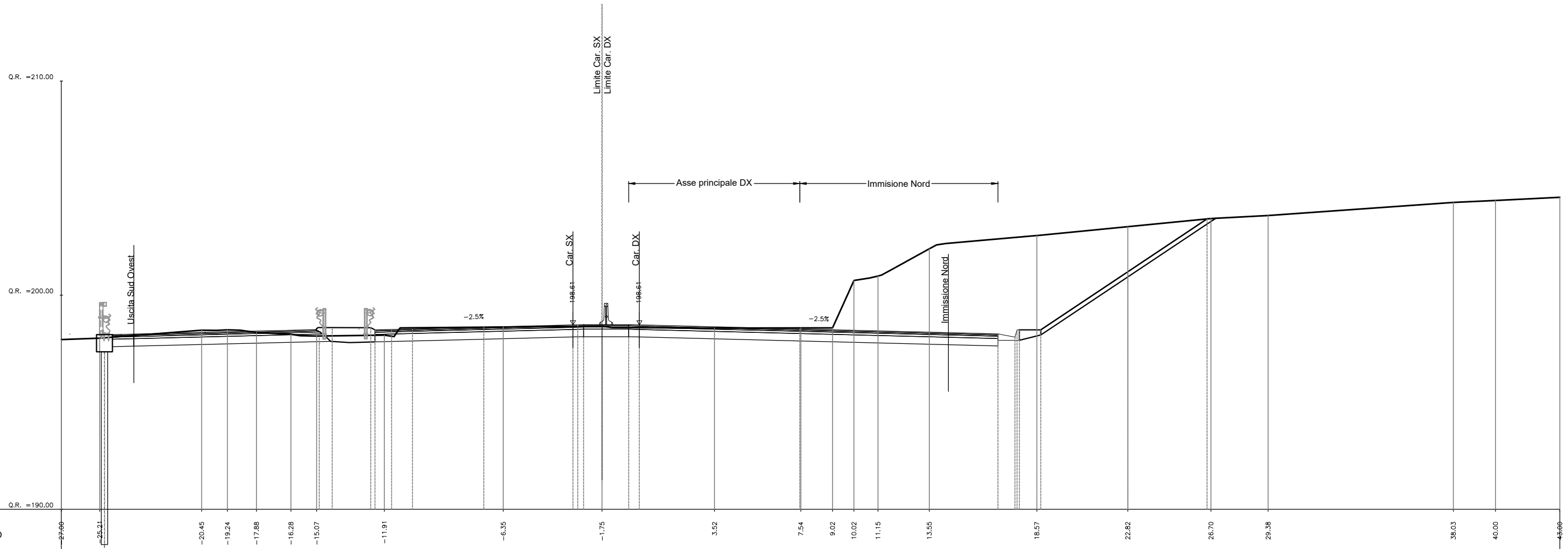


DISTANZE TERRENO	27.60	-23.10	-21.18	-19.13	-17.60	-15.11	-11.54	-4.42	-1.77	-0.17	7.64	9.11	10.11	12.33	14.08	16.56	17.58	19.46	28.71	38.78	42.33	
QUOTE TERRENO	199.67	199.48	199.58	199.64	199.64	199.59	199.30	199.67	199.67	199.56	199.46	199.46	201.72	202.34	203.43	204.84	205.21	205.53	206.22	207.50	207.97	
DISTANZE PROGETTO							-12.35	-10.60	-7.27	-3.10	-1.75	-1.35	-0.70	0.00	7.50	17.13	19.13	26.63	28.63	31.86		
DISTANZE PARZIALI							3.33	4.17	1.05	1.05	7.50		9.63		1.00	7.16	2.00	3.24				
QUOTE PROGETTO							199.90	199.50	199.59	199.69	199.14	199.80	199.80	199.69	199.50	199.26	199.45	204.45	204.45	206.61		

AREA CAR_SX		
Scavo:	6.55	mq
Rilevato:	0.00	mq
Inerbimento:	1.60	mq
Scotico:	0.00	mq
Prep. p. posa:	0.00	ml
Comp. scavo:	1.82	ml
Gradonatura:	0.00	ml

AREA CAR_DX		
Scavo:	63.71	mq
Rilevato:	0.00	mq
Inerbimento:	2.69	mq
Scotico:	0.00	mq
Prep. p. posa:	0.00	ml
Comp. scavo:	8.37	ml
Gradonatura:	0.00	ml

PROGRESSIVA 7+540.000

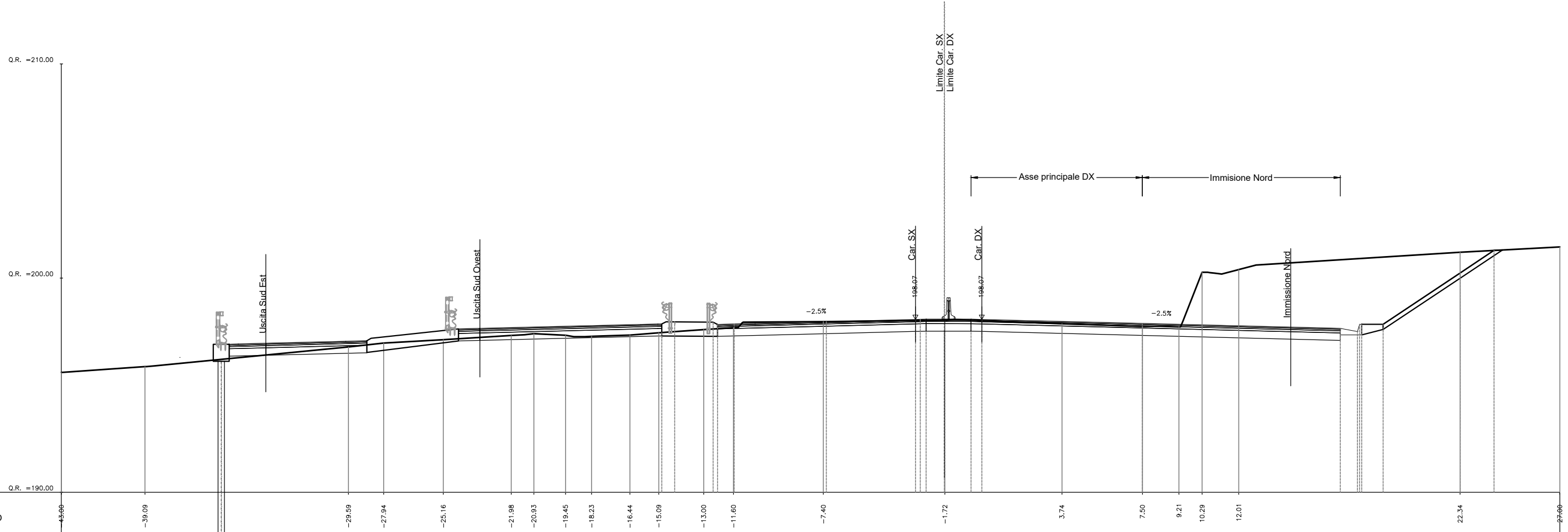


DISTANZE TERRENO	27.66	25.21		-20.45	-19.24	-17.88	-16.28	-15.07	-11.91		-6.35		-1.75		3.52	7.54	9.02	10.02	11.15	13.55		18.57		22.82		26.70	29.38		38.03	40.00	43.66
QUOTE TERRENO	197.93	197.99		198.37	198.38	198.26	198.18	198.09	198.13		198.51		198.55		198.46	198.48	198.48	200.69	200.90	202.17		202.79		203.20		203.88	203.72		204.33	204.43	204.68
DISTANZE PROGETTO								-14.95	-12.55	-10.60		-7.27		-3.10	-1.75	0.00						16.75	18.75		22.82		26.52				
DISTANZE PARZIALI									1.80		3.33		4.17		1.05			7.50		9.25		1.00	4.07		3.70						
QUOTE PROGETTO								198.00	198.48	198.42		198.51		198.61	198.72	198.61		198.42				198.19	198.38		201.09		203.56				

AREA CAR_SX		
Scavo:	6.72	mq
Rilevato:	0.00	mq
Inerbimento:	1.70	mq
Scotico:	0.00	mq
Prep. p. posa:	0.00	ml
Comp. scavo:	1.75	ml
Gradonatura:	0.00	ml

AREA CAR_DX		
Scavo:	45.32	mq
Rilevato:	0.00	mq
Inerbimento:	2.05	mq
Scotico:	0.00	mq
Prep. p. posa:	0.00	ml
Comp. scavo:	8.48	ml
Gradonatura:	0.00	ml

PROGRESSIVA 7+560.000

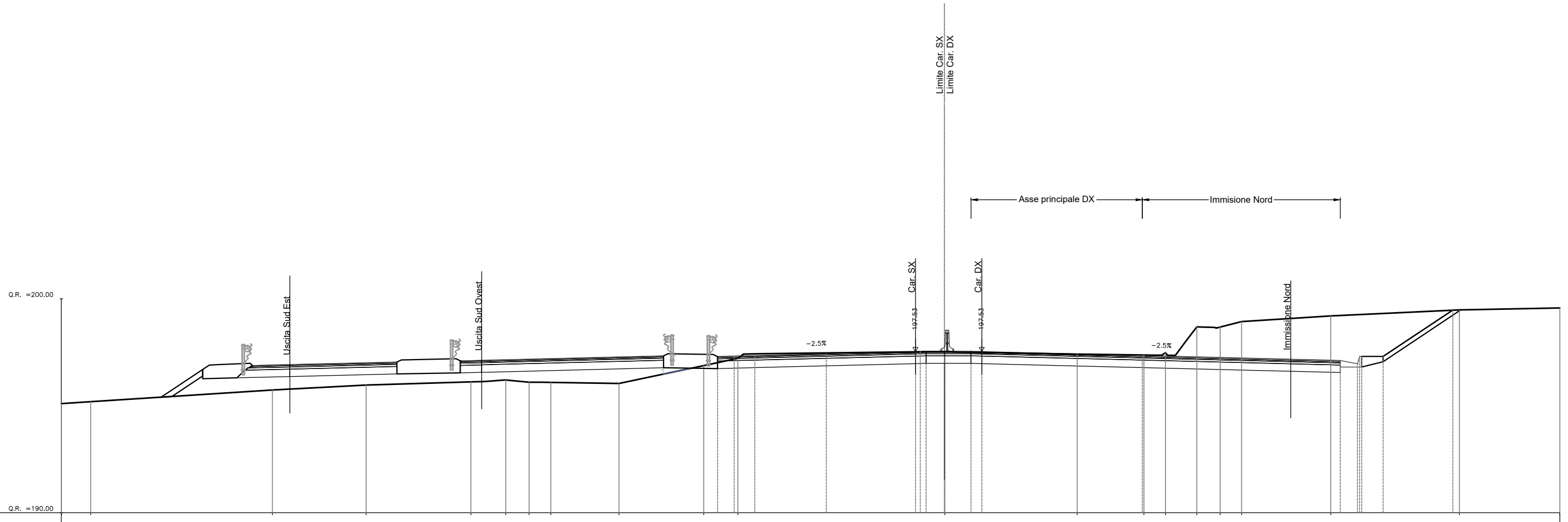


DISTANZE TERRENO	43.66	-39.09	-29.59	-27.94	-25.16	-21.98	-20.93	-19.45	-18.23	-16.44	-15.09	-13.00	-11.60	-7.40	-3.10	-1.75	0.00	3.74	7.50	9.21	10.29	12.01	22.34	27.66
QUOTE TERRENO	195.59	195.87	196.79	196.96	197.12	197.33	197.41	197.33	197.28	197.34	197.44	197.60	197.69	197.97	198.04	197.87	197.74	197.72	200.28	200.40	201.21	201.21	201.46	
DISTANZE PROGETTO											-14.95	-12.55	-10.60	-7.27	-3.10	-1.75	0.00	7.50	7.50	9.21	10.29	12.01	22.34	27.66
DISTANZE PARZIALI											1.80	3.33	4.17	1.05	7.50	9.25	1.00	3.59	1.59					
QUOTE PROGETTO											197.46	197.94	197.88	197.97	198.07	197.52	198.07	197.88	197.65	197.84	197.84	200.24	201.30	

AREA CAR_SX		
Scavo:	6.47	mq
Rilevato:	0.18	mq
Inerbimento:	1.64	mq
Scotico:	0.00	mq
Prep. p. posa:	0.00	ml
Comp. scavo:	1.97	ml
Gradonatura:	0.00	ml

AREA CAR_DX		
Scavo:	31.78	mq
Rilevato:	0.00	mq
Inerbimento:	1.60	mq
Scotico:	0.00	mq
Prep. p. posa:	0.00	ml
Comp. scavo:	8.21	ml
Gradonatura:	0.00	ml

PROGRESSIVA 7+580.000

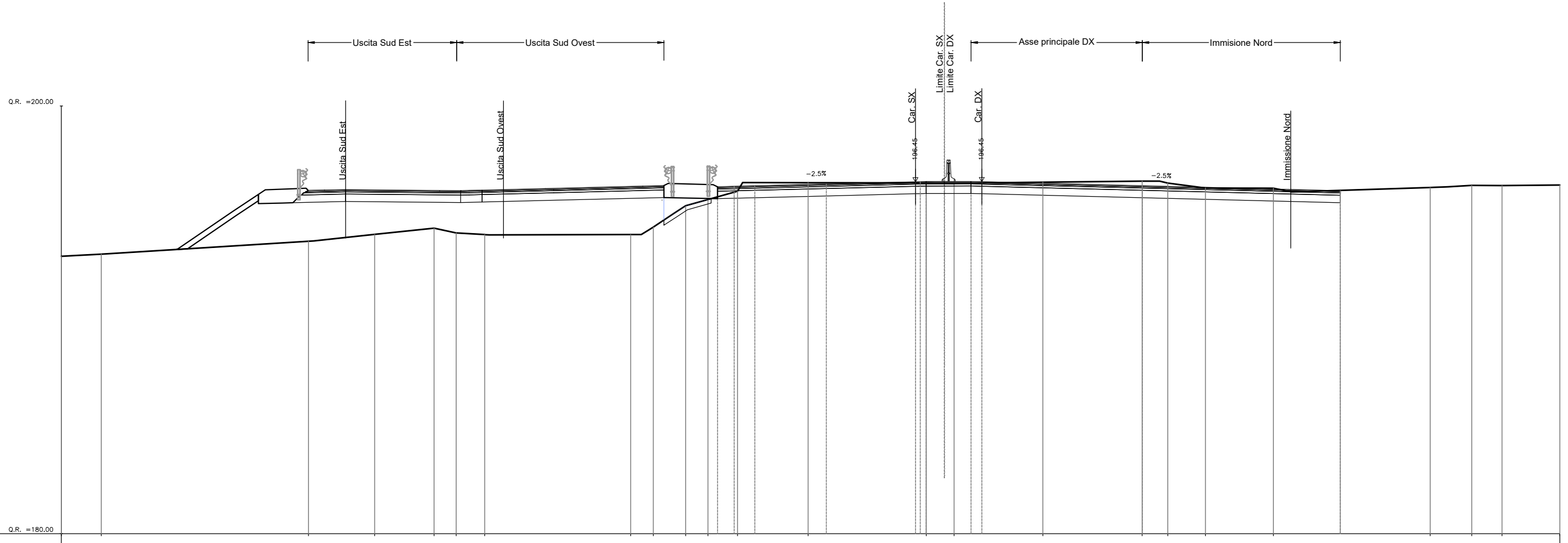


DISTANZE TERRENO	43.66	-41.63	-33.14	-28.76	-23.87	-22.24	-21.15	-20.14	-16.95	-12.99	-11.40	-1.72	4.45	7.57	8.58	10.05	11.13	12.13	16.30	22.31	27.66	
QUOTE TERRENO	195.10	195.19	195.73	195.97	196.11	196.21	196.10	196.10	196.04	196.88	197.21	197.54	197.42	197.37	197.48	198.69	198.68	198.94	199.20	199.48	199.66	
DISTANZE PROGETTO										-12.55	-10.60	-7.27	-3.10	-1.75	0.00	7.50			16.75	17.75	18.75	22.00
DISTANZE PARZIALI											3.33	4.17		1.05		7.50			9.25		1.00	3.25
QUOTE PROGETTO										197.40	197.34	197.43	197.53	196.98	197.53	197.34			197.11	197.30	197.30	198.47

AREA CAR_SX		
Scavo:	6.19	m ²
Rilevato:	0.93	m ²
Inerbimento:	1.63	m ²
Scotico:	0.49	m ²
Prep. p. posa:	2.20	ml
Comp. scavo:	1.22	ml
Gradonatura:	0.00	ml

AREA CAR_DX		
Scavo:	11.08	m ²
Rilevato:	0.00	m ²
Inerbimento:	0.00	m ²
Scotico:	0.00	m ²
Prep. p. posa:	0.00	ml
Comp. scavo:	8.17	ml
Gradonatura:	0.00	ml

PROGRESSIVA 7+620.000

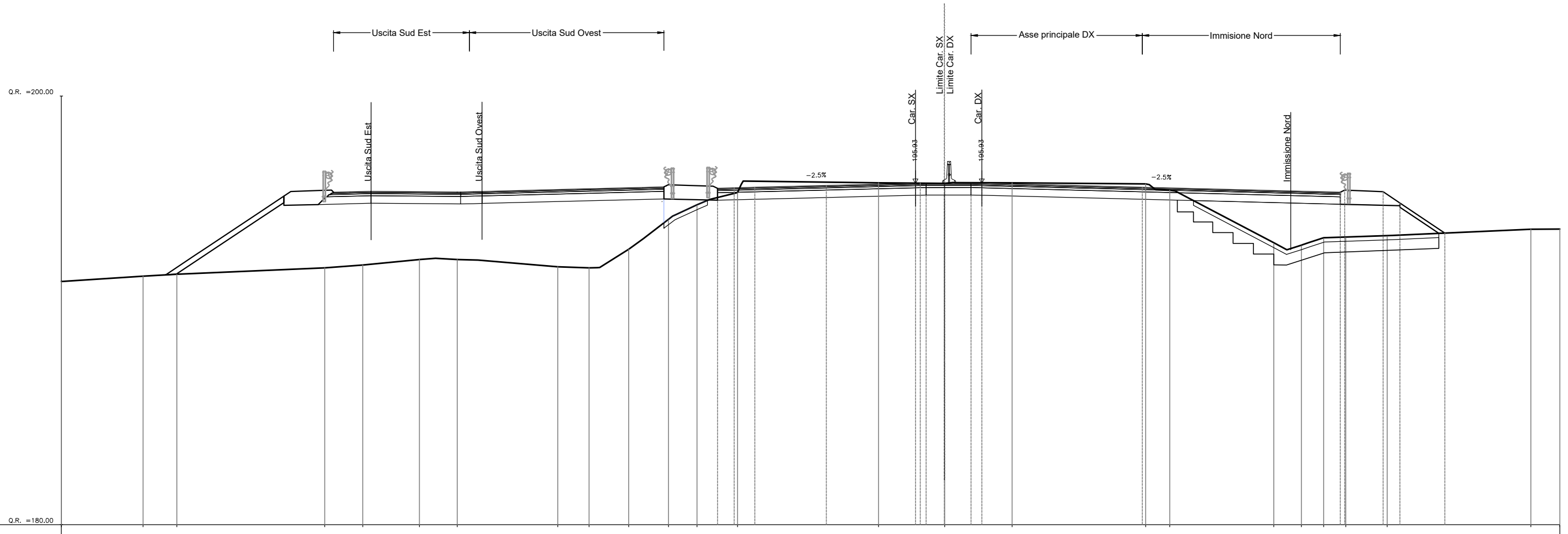


DISTANZE TERRENO	43.66	-41.14	-31.46	-28.36	-25.59	-24.56	-23.22	-16.41	-15.35	-13.83	-12.79	-11.41	-8.11	-2.59	-1.29	2.85	7.49	8.68	10.45	13.62	20.95	22.88	24.30	27.66
QUOTE TERRENO	192.97	193.07	193.67	193.99	194.29	194.06	193.99	193.99	194.34	195.33	195.63	196.01	196.41	196.40	196.37	196.44	196.49	196.39	196.16	196.15	196.19	196.29	196.28	196.31
DISTANZE PROGETTO												-10.60	-7.27	-3.10	-1.75	0.00	7.50						16.75	
DISTANZE PARZIALI													3.33	4.17	1.05	7.50			9.25					
QUOTE PROGETTO												196.26	196.35	196.45	196.91	196.45	196.27			196.04				

AREA CAR_SX		
Scavo:	7.13	mq
Rilevato:	1.04	mq
Inerbimento:	1.63	mq
Scotico:	0.46	mq
Prep. p. posa:	2.03	ml
Comp. scavo:	1.20	ml
Gradonatura:	0.00	ml

AREA CAR_DX		
Scavo:	6.91	mq
Rilevato:	14.45	mq
Inerbimento:	2.00	mq
Scotico:	2.42	mq
Prep. p. posa:	13.60	ml
Comp. scavo:	2.13	ml
Gradonatura:	4.93	ml

PROGRESSIVA 7+640.000

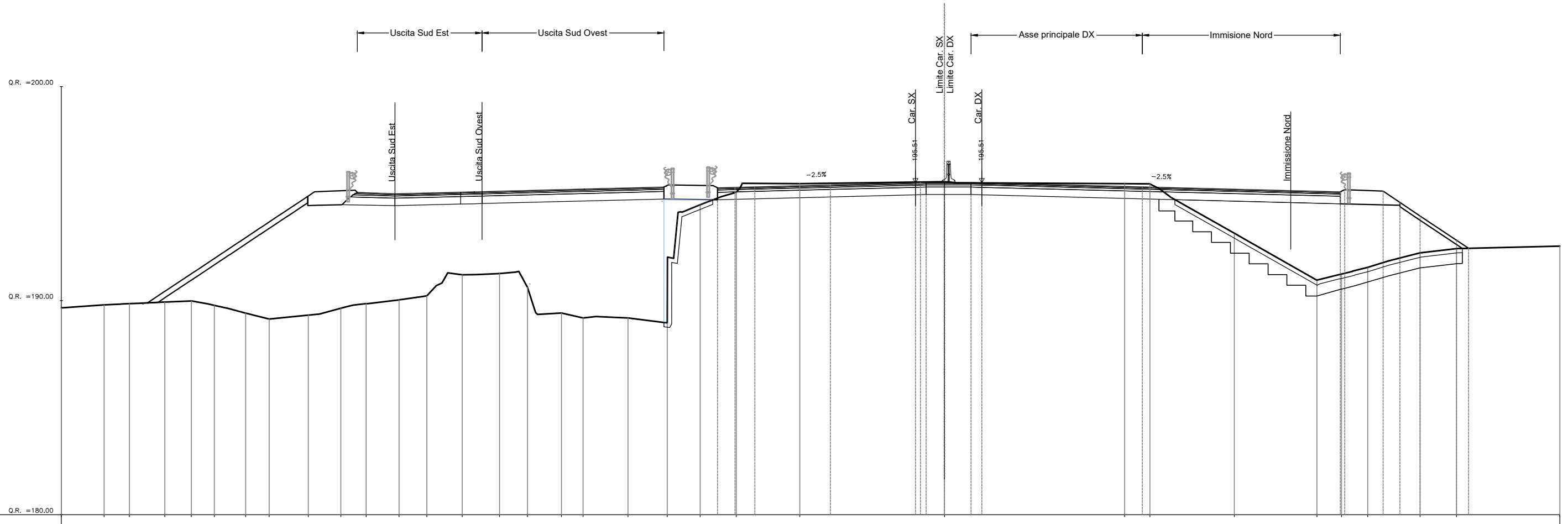


DISTANZE TERRENO	43.60	-39.18	-37.60	-30.70	-28.92	-26.28	-24.51	-19.81	-18.35	-16.49	-14.63	-13.31	-11.41	-4.82	-1.73	1.41	7.66	8.78	13.64	14.93	15.97	17.00	18.94	25.64	27.66
QUOTE TERRENO	191.25	191.60	191.69	191.98	192.11	192.37	192.37	192.03	191.98	192.85	194.25	194.92	195.49	195.95	195.93	195.95	195.90	195.61	193.15	193.04	193.39	193.42	193.49	193.79	193.79
DISTANZE PROGETTO												-12.55	-10.60	-7.27	-3.10	-1.75	0.00	7.50			16.75	18.75	21.64		
DISTANZE PARZIALI													3.33	4.17	1.05		7.50		9.25		1.80	2.11			
QUOTE PROGETTO											195.80	195.74	195.82	195.93	195.38	195.93	195.74		195.51	195.54	193.61				

AREA CAR_SX		
Scavo:	6.61	mq
Rilevato:	2.62	mq
Inerbimento:	1.63	mq
Scotico:	1.48	mq
Prep. p. posa:	2.28	ml
Comp. scavo:	1.58	ml
Gradonatura:	0.00	ml

AREA CAR_DX		
Scavo:	6.38	mq
Rilevato:	27.05	mq
Inerbimento:	2.21	mq
Scotico:	2.92	mq
Prep. p. posa:	13.43	ml
Comp. scavo:	1.16	ml
Gradonatura:	7.64	ml

PROGRESSIVA 7+660.000

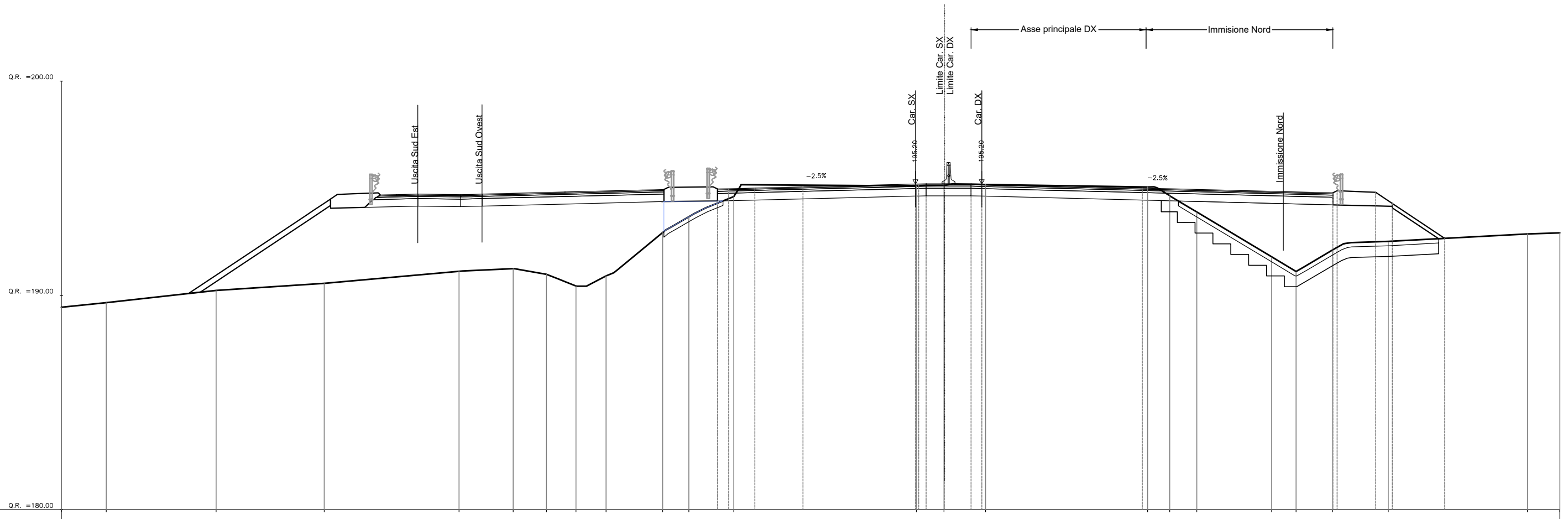


DISTANZE TERRENO	43.66	-41.01	-39.82	-38.17	-36.93	-35.85	-34.39	-33.29	-31.46	-29.94	-28.76	-27.23	-25.92	-24.27	-22.53	-21.22	-19.63	-18.63	-16.53	-14.69	-13.16	-11.47	-8.50	-1.74	6.67	7.86	11.79	15.65	16.80	18.03	20.48	22.18	27.66	
QUOTE TERRENO	189.66	189.80	189.86	189.93	189.99	189.78	189.41	189.15	189.32	189.65	189.86	190.04	190.22	191.21	191.27	190.62	189.42	189.20	189.19	188.96	194.48	195.06	195.47	195.55	195.47	195.46	193.15	190.96	191.24	191.56	192.24	192.43	192.54	
DISTANZE PROGETTO																					-12.55	-11.53												
DISTANZE PARZIALI																							3.52	3.98	1.05		7.50							
QUOTE PROGETTO																					195.37	195.29	195.41	195.51	194.96	195.51	195.32	195.09	195.12	193.95	192.82			

AREA CAR_SX		
Scavo:	5.96	m ²
Rilevato:	1.75	m ²
Inerbimento:	1.63	m ²
Scotico:	0.63	m ²
Prep. p. posa:	2.76	ml
Comp. scavo:	1.01	ml
Gradonatura:	0.00	ml

AREA CAR_DX		
Scavo:	6.00	m ²
Rilevato:	19.73	m ²
Inerbimento:	2.05	m ²
Scotico:	2.69	m ²
Prep. p. posa:	12.13	ml
Comp. scavo:	1.35	ml
Gradonatura:	6.40	ml

PROGRESSIVA 7+680.000

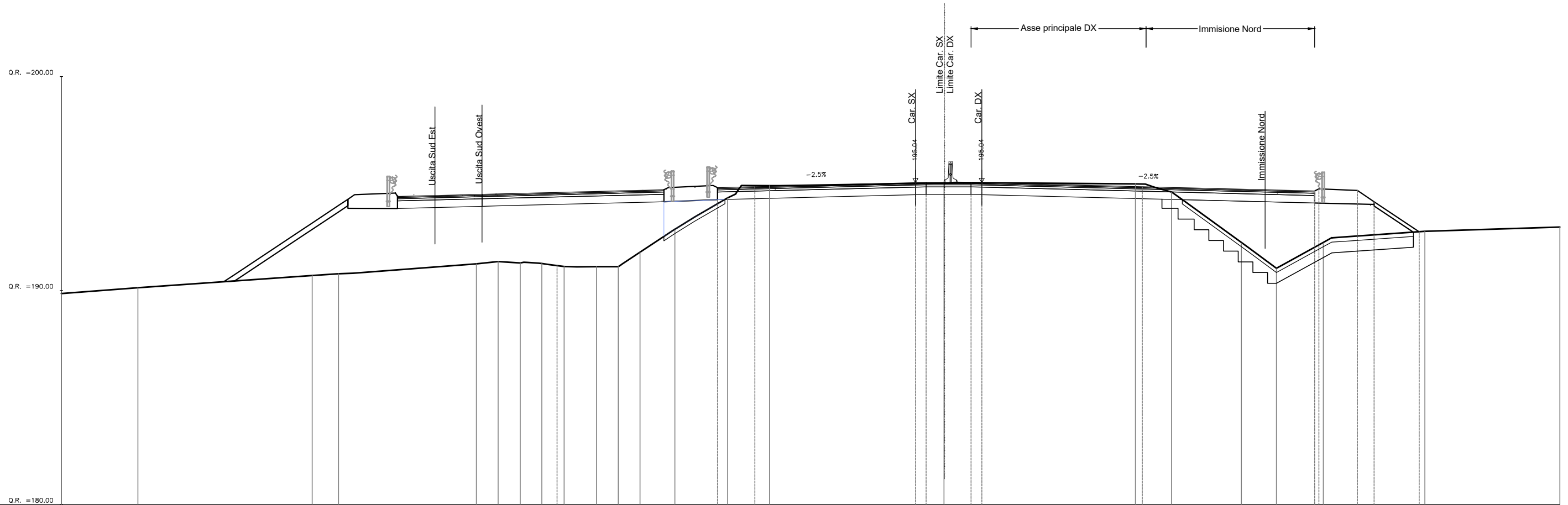


DISTANZE TERRENO	43.66	-40.90	-35.77	-30.72	-24.43	-21.89	-20.34	-18.96	-17.55	-14.91	-13.69	-11.59	-3.06	-1.77	0.17	7.75	8.78	10.04	13.54	14.68	16.39	18.99	25.49	27.66
QUOTE TERRENO	189.45	189.67	190.24	190.56	191.13	191.25	190.99	190.44	190.91	192.94	193.67	194.62	195.11	195.13	195.18	195.06	194.65	193.89	191.80	191.12	192.12	192.52	192.87	192.92
DISTANZE PROGETTO							-20.34	-19.31	-18.02	-16.96	-15.57	-14.35	-12.55	-10.60	-8.36	-3.10	-1.75	0.00	7.50		16.40	18.40	21.62	
DISTANZE PARZIALI									1.22	1.80	1.23	2.24	5.26	1.05	7.50		8.90		1.80	2.44				
QUOTE PROGETTO							191.00	191.68	192.54	193.25	194.17	195.00	195.07	195.01	195.07	195.20	194.65	195.20	195.01		194.79	194.82	192.66	

AREA CAR_SX		
Scavo:	5.66	m ²
Rilevato:	2.25	m ²
Inerbimento:	1.63	m ²
Scotico:	0.57	m ²
Prep. p. posa:	2.85	ml
Comp. scavo:	0.80	ml
Gradonatura:	0.00	ml

AREA CAR_DX		
Scavo:	6.42	m ²
Rilevato:	17.09	m ²
Inerbimento:	2.00	m ²
Scotico:	2.17	m ²
Prep. p. posa:	10.80	ml
Comp. scavo:	1.65	ml
Gradonatura:	5.44	ml

PROGRESSIVA 7+695.122



DISTANZE TERRENO	43.66	-39.42	-31.28	-30.05	-23.61	-22.59	-21.56	-20.56	-19.51	-18.00	-16.99	-15.96	-14.34	-11.88	-9.92	-1.76	7.18	8.86	12.13	13.76	15.95	20.69	27.66
QUOTE TERRENO	189.86	190.13	190.70	190.79	191.25	191.36	191.29	191.26	191.13	191.12	191.12	191.79	192.87	194.33	194.91	195.03	194.99	194.61	192.25	191.04	192.25	192.77	192.97
DISTANZE PROGETTO														-12.55	-10.60	-3.10	-1.75	0.00	7.50		15.54	17.54	20.43
DISTANZE PARZIALI														1.75	7.50	1.05		7.50		8.04	1.80	2.11	
QUOTE PROGETTO														194.91	194.86	195.04	195.16	195.04	194.86		194.66	194.68	192.75