

SC 2660 UP / SC 2800 UP / SC 2930 UP / SC 3060 UP



Efficient

- Up to 4 inverters can be transported in one standard shipping container
- Overdimensioning up to 150% is possible
- Full power at ambient temperatures of up to 35 °C

Robust

- Intelligent air cooling system OptiCool for efficient cooling
- Suitable for outdoor use in all climatic ambient conditions worldwide

Flexible

- One device for all applications
- PV application, optionally available with DC-coupled storage system

Easy to Use

- Improved DC connection area
- Connection area for customer equipment
- Integrated voltage support for internal and external loads

SUNNY CENTRAL UP

The new Sunny Central: more power per cubic meter

With an output of up to 3067 kVA and system voltages of 1500 V DC, the SMA central inverter allows for more efficient system design and a reduction in specific costs for PV and battery power plants. A separate voltage supply and additional space are available for the installation of customer equipment. True 1500 V technology and the intelligent cooling system OptiCool ensure smooth operation even in extreme ambient temperature as well as a long service life of 25 years.

SUNNY CENTRAL UP

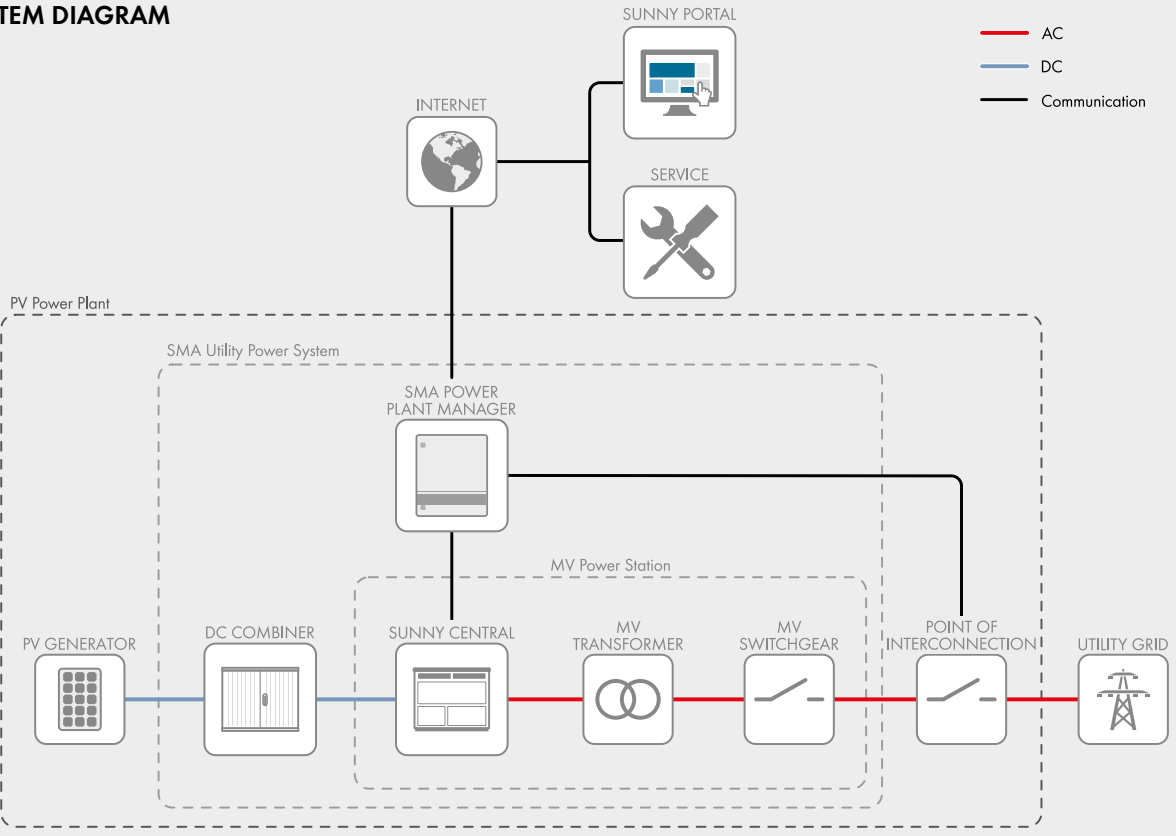
Technical Data	Sunny Central 2660 UP	Sunny Central 2800 UP
DC side		
MPP voltage range V_{DC} (at 35 °C / at 50 °C)	880 V to 1325 V / 1100 V	921 V to 1325 V / 1100 V
Min. DC voltage $V_{DC, min}$ / Start voltage $V_{DC, Start}$	849 V / 1030 V	891 V / 1071 V
Max. DC voltage $V_{DC, max}$	1500 V	1500 V
Max. DC current $I_{DC, max}$ / with DC coupling	3200 A / 4800 A	3200 A / 4800 A
Max. short-circuit current $I_{DC, SC}$	8400 A	8400 A
Number of DC inputs	Busbar with 26 connections per terminal, 24 double pole fused (32 single pole fused)	
Number of DC inputs with optional DC battery coupling	18 double pole fused (36 single pole fused) for PV and 6 double pole fused for batteries	
Max. number of DC cables per DC input (for each polarity)	2 x 800 kcmil, 2 x 400 mm ²	
Integrated zone monitoring	○	
Available PV fuse sizes (per input)	200 A, 250 A, 315 A, 350 A, 400 A, 450 A, 500 A	
Available battery fuse size (per input)	750 A	
AC side		
Nominal AC power at $\cos \varphi = 1$ (at 35 °C / at 50 °C)	2667 kVA / 2400 kVA	2800 kVA / 2520 kVA
Nominal AC active power at $\cos \varphi = 0.8$ (at 35 °C / at 50 °C)	2134 kW / 1920 kW	2240 kW / 2016 kW
Nominal AC current $I_{AC, nom}$ (at 35 °C / at 50 °C)	2566 A / 2309 A	2566 A / 2309 A
Max. total harmonic distortion	< 3% at nominal power	
Nominal AC voltage / nominal AC voltage range ^{1) 8)}	600 V / 480 V to 720 V	630 V / 504 V to 756 V
AC power frequency / range	50 Hz / 47 Hz to 53 Hz 60 Hz / 57 Hz to 63 Hz > 2	
Min. short-circuit ratio at the AC terminals ⁹⁾	1 / 0.8 overexcited to 0.8 underexcited	
Power factor at rated power / displacement power factor adjustable ^{8) 10)}	1 / 0.8 overexcited to 0.8 underexcited	
Efficiency		
Max. efficiency ²⁾ / European efficiency ²⁾ / CEC efficiency ³⁾	98.7%* / 98.6%* / 98.5%*	98.7%* / 98.6%* / 98.5%*
Protective Devices		
Input-side disconnection point	DC load break switch	
Output-side disconnection point	AC circuit breaker	
DC overvoltage protection	Surge arrester, type I & II	
AC overvoltage protection (optional)	Surge arrester, class I & II	
Lightning protection (according to IEC 62305-1)	Lightning Protection Level III	
Ground-fault monitoring / remote ground-fault monitoring	○ / ○	
Insulation monitoring	○	
Degree of protection: electronics / air duct / connection area (as per IEC 60529)	IP54 / IP34 / IP34	
General Data		
Dimensions (W / H / D)	2815 / 2318 / 1588 mm (110.8 / 91.3 / 62.5 inch)	
Weight	< 3400 kg / < 7500 lb	
Self-consumption (max. ⁴⁾ / partial load ⁵⁾ / average ⁶⁾	< 8100 W / < 1800 W / < 2000 W	
Self-consumption (standby)	< 370 W	
Internal auxiliary power supply	○ Integrated 8.4 kVA transformer	
Operating temperature range ⁸⁾	-25 °C to 60 °C / -13 °F to 140 °F	
Noise emission ⁷⁾	67.0 dB(A)*	
Temperature range (standby)	-40 °C to 60 °C / -40 °F to 140 °F	
Temperature range (storage)	-40 °C to 70 °C / -40 °F to 158 °F	
Max. permissible value for relative humidity (condensing / non-condensing)	95% to 100% (2 month/year) / 0% to 95%	
Maximum operating altitude above MSL ⁸⁾ 1000 m / 2000 m ¹¹⁾ / 3000 m ¹¹⁾	● / ○ / ○ ● / ○ / -	
Fresh air consumption	6500 m ³ /h	
Features		
DC connection	Terminal lug on each input (without fuse)	
AC connection	With busbar system (three busbars, one per line conductor)	
Communication	Ethernet, Modbus Master, Modbus Slave	
Enclosure / roof color	RAL 9016 / RAL 7004	
Supply for external loads	○ (2.5 kVA)	
Standards and directives complied with	CE, IEC / EN 62109-1, IEC / EN 62109-2, AR-N 4110, IEEE1547, UL 840 Cat. IV, Arrêté du 23/04/08	
EMC standards	IEC 55011, FCC Part 15 Class A	
Quality standards and directives complied with	VDI/VDE 2862 page 2, DIN EN ISO 9001	
● Standard features ○ Optional - not available * preliminary		
Type designation	SC 2660 UP	SC 2800 UP

- 1) At nominal AC voltage, nominal AC power decreases in the same proportion
- 2) Efficiency measured without internal power supply
- 3) Efficiency measured with internal power supply
- 4) Self-consumption at rated operation
- 5) Self-consumption at < 75% P_n at 25 °C
- 6) Self-consumption averaged out from 5% to 100% P_n at 25 °C
- 7) Sound pressure level at a distance of 10 m

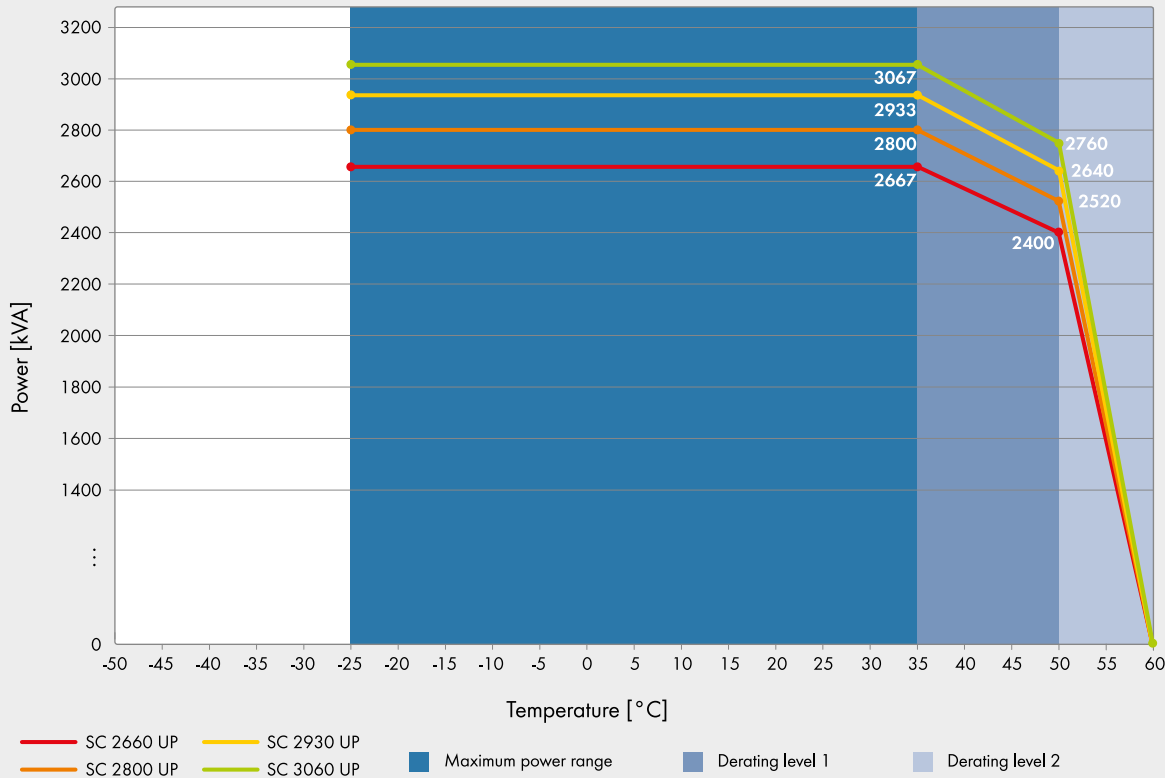
- 8) Values apply only to inverters. Permissible values for SMA MV solutions from SMA can be found in the corresponding data sheets.
- 9) A short-circuit ratio of < 2 requires a special approval from SMA
- 10) Depending on the DC voltage
- 11) Earlier temperature-dependent de-rating and reduction of DC open-circuit voltage

Technical Data	Sunny Central 2930 UP	Sunny Central 3060 UP
DC side		
MPP voltage range V _{DC} (at 35 °C / at 50 °C)	962 V to 1325 V / 1100 V	1003 V to 1325 V / 1100 V
Min. DC voltage V _{DC, min} / Start voltage V _{DC, Start}	934 V / 1112 V	976 V / 1153 V
Max. DC voltage V _{DC, max}	1500 V	1500 V
Max. DC current I _{DC, max} / with DC coupling	3200 A / 4800 A	3200 A / 4800 A
Max. short-circuit current I _{DC, SC}	8400 A	8400 A
Number of DC inputs	Busbar with 26 connections per terminal, 24 double pole fused (32 single pole fused)	
Number of DC inputs with optional DC battery coupling	18 double pole fused (36 single pole fused) for PV and 6 double pole fused for batteries	
Max. number of DC cables per DC input (for each polarity)	2 x 800 kcmil, 2 x 400 mm ²	
Integrated zone monitoring	○	
Available PV fuse sizes (per input)	200 A, 250 A, 315 A, 350 A, 400 A, 450 A, 500 A	
Available battery fuse size (per input)	750 A	
AC side		
Nominal AC power at cos φ = 1 (at 35 °C / at 50 °C)	2933 kVA / 2640 kVA	3067 kVA / 2760 kVA
Nominal AC active power at cos φ = 0.8 (at 35 °C / at 50 °C)	2346 kW / 2112 kW	2454 kW / 2208 kW
Nominal AC current I _{AC, nom} (at 35 °C / at 50 °C)	2566 A / 2309 A	2566 A / 2309 A
Max. total harmonic distortion	< 3% at nominal power	
Nominal AC voltage / nominal AC voltage range ^{1) 8)}	660 V / 528 V to 759 V	690 V / 552 V to 759 V
AC power frequency / range	50 Hz / 47 Hz to 53 Hz 60 Hz / 57 Hz to 63 Hz > 2	
Min. short-circuit ratio at the AC terminals ⁹⁾	● 1 / 0.8 overexcited to 0.8 underexcited	
Power factor at rated power / displacement power factor adjustable ^{8) 10)}	● 1 / 0.8 overexcited to 0.8 underexcited	
Efficiency		
Max. efficiency ²⁾ / European efficiency ²⁾ / CEC efficiency ³⁾	98.7%* / 98.6%* / 98.5%*	98.7%* / 98.6%* / 98.5%*
Protective Devices		
Input-side disconnection point	DC load break switch	
Output-side disconnection point	AC circuit breaker	
DC overvoltage protection	Surge arrester, type I & II	
AC overvoltage protection (optional)	Surge arrester, class I & II	
Lightning protection (according to IEC 62305-1)	Lightning Protection Level III	
Ground-fault monitoring / remote ground-fault monitoring	○ / ○	
Insulation monitoring	○	
Degree of protection: electronics / air duct / connection area (as per IEC 60529)	IP54 / IP34 / IP34	
General Data		
Dimensions (W / H / D)	2815 / 2318 / 1588 mm (110.8 / 91.3 / 62.5 inch)	
Weight	< 3400 kg / < 7500 lb	
Self-consumption (max. ⁴⁾ / partial load ⁵⁾ / average ⁶⁾	< 8100 W / < 1800 W / < 2000 W	
Self-consumption (standby)	< 370 W	
Internal auxiliary power supply	○ Integrated 8.4 kVA transformer	
Operating temperature range ⁸⁾	-25 °C to 60 °C / -13 °F to 140 °F	
Noise emission ⁷⁾	67.0 dB(A)*	
Temperature range (standby)	-40 °C to 60 °C / -40 °F to 140 °F	
Temperature range (storage)	-40 °C to 70 °C / -40 °F to 158 °F	
Max. permissible value for relative humidity (condensing / non-condensing)	95% to 100% (2 month/year) / 0% to 95%	
Maximum operating altitude above MSL ⁸⁾ 1000 m / 2000 m ¹¹⁾ / 3000 m ¹¹⁾	● / ○ / -	
Fresh air consumption	6500 m ³ /h	
Features		
DC connection	Terminal lug on each input (without fuse)	
AC connection	With busbar system (three busbars, one per line conductor)	
Communication	Ethernet, Modbus Master, Modbus Slave	
Enclosure / roof color	RAL 9016 / RAL 7004	
Supply for external loads	○ (2.5 kVA)	
Standards and directives complied with	CE, IEC / EN 62109-1, IEC / EN 62109-2, AR-N 4110, IEEE1547, UL 840 Cat. IV, Arrêté du 23/04/08	
EMC standards	IEC 55011, FCC Part 15 Class A	
Quality standards and directives complied with	VDI/VDE 2862 page 2, DIN EN ISO 9001	
● Standard features ○ Optional – not available * preliminary		
Type designation	SC 2930 UP	SC 3060 UP

SYSTEM DIAGRAM



TEMPERATURE BEHAVIOR (at 1000 m)



SUNNY HIGHPOWER PEAK3

SHP 100-20 / SHP 150-20



Efficiente

- Elevata densità di potenza: formato compatto e 150 kW
- Massima resa grazie alla possibilità di dimensionamento con rapporto CC/CA fino al 150%

Sicuro

- Massima disponibilità dell'impianto grazie a unità da 150 kW
- Funzioni digitali proiettate verso il futuro, in abbinamento alla piattaforma di gestione energetica ennexOS

Flessibile

- Per tensioni d'ingresso CC fino a 1500 V
- Soluzioni CC flessibili grazie a quadri di campo specifici per ciascun cliente

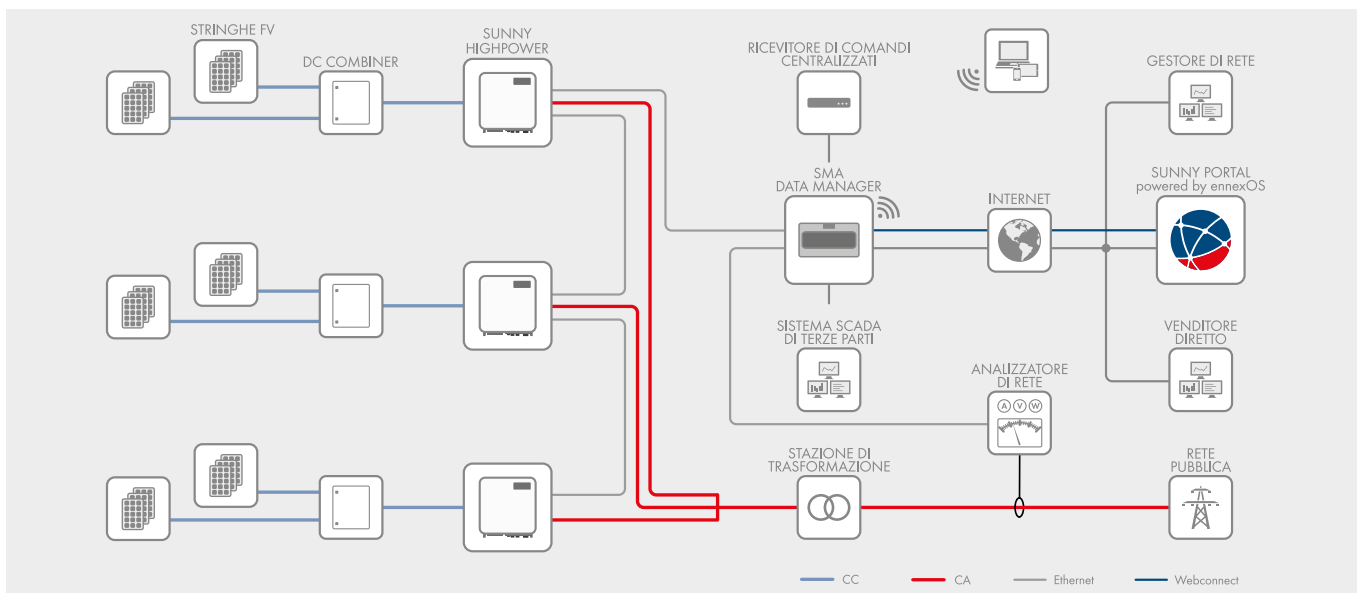
Facile da installare

- Ergonomico da maneggiare e facile da collegare per un'installazione rapida
- Messa in servizio centralizzata e controllo dell'impianto fotovoltaico tramite SMA Data Manager

SUNNY HIGHPOWER PEAK3

Costruito oggi sulle Esigenze di domani

Sunny Highpower PEAK3 è il componente centrale della soluzione SMA per gli impianti fotovoltaici con architettura decentralizzata e tensioni di sistema di 1500 V CC. Grazie alla sua elevata densità di potenza e compattezza, questo inverter di stringa consente di realizzare soluzioni per applicazioni fotovoltaiche industriali ottimizzando i costi: semplifica infatti il trasporto e permette una più rapida installazione e messa in servizio. L'inverter da 150 kW beneficia inoltre del servizio SMA Smart Connected con interventi proattivi che agevolano la gestione operativa e la manutenzione, riducendo i costi di assistenza lungo l'intera durata del progetto.



Dati tecnici	Sunny Highpower 100-20	Sunny Highpower 150-20
Ingresso (CC)		
Potenza max del generatore fotovoltaico	150000 Wp	225000 Wp
Tensione d'ingresso max	1000 V	1500 V
Range di tensione MPP / Tensione nominale d'ingresso	590 V a 1000 V / 590 V	880 V a 1450 V / 880 V
Corrente d'ingresso max / Corrente di cortocircuito max	180 A / 325 A	180 A / 325 A
Numero di inseguitori MPP indipendenti	1	1
Numero d'ingressi	1 o 2 (opzionale) per quadri di campo esterni	
Uscita (CA)		
Potenza nominale alla tensione nominale	100000 W	150000 W
Potenza apparente CA max	100000 VA	150000 VA
Tensione nominale CA / Range di tensione CA	400 V / 304 V a 477 V	600 V / 480 V a 690 V
Frequenza di rete CA / Range	50 Hz / 44 Hz a 55 Hz 60 Hz / 54 Hz a 66 Hz	50 Hz / 44 Hz a 55 Hz 60 Hz / 54 Hz a 66 Hz
Frequenza di rete nominale	50 Hz	50 Hz
Corrente d'uscita max	151 A	151 A
Fattore di potenza alla potenza nominale / Fattore di sfasamento regolabile	1 / Da 0 induttivo a 0 capacitivo	1 / Da 0 induttivo a 0 capacitivo
Distorsione armonica totale (THD)	< 3%	< 3%
Fasi di immissione / Collegamento CA	3 / 3-PE	3 / 3-PE
Grado di rendimento		
Grado di rendimento max / grado di rendimento europeo	98,8% / 98,6%	99,1% / 98,8%
Dispositivi di protezione		
Monitoraggio della dispersione verso terra / Monitoraggio della rete / Protezione contro l'inversione della polarità CC	● / ● / ●	● / ● / ●
Resistenza ai cortocircuiti CA / Separazione galvanica	● / -	● / -
Unità di monitoraggio correnti di guasto sensibile a tutti i tipi di corrente	●	●
Scaricatori di sovratensioni (tipo II) CA/CC controllati	● / ●	● / ●
Classe di isolamento (secondo IEC 62109-1) / Categoria di sovratensione (secondo IEC 62109-1)	I / CA: III; CC: II	I / CA: III; CC: II
Dati generali		
Dimensioni (L / A / P)	770 mm / 830 mm / 444 mm (30,3" / 32,7" / 17,5")	
Peso	98 kg (216 lb)	
Range di temperature di funzionamento	-25 °C a +60 °C (-13 °F a +140 °F)	
Rumorosità, valore tipico	< 65 dB(A)	
Autoconsumo (notturno)	< 5 W	
Topologia	Senza trasformatore	
Principio di raffreddamento	OptiCool, raffreddamento attivo, ventole a regime controllato	
Grado di protezione (secondo IEC 60529)	IP65	
Valore massimo ammissibile per l'umidità relativa (senza condensa)	100%	
Dotazione / Funzione / Accessori		
Collegamento CC / Collegamento CA	Capocorda (fino a 300 mm ²) / Morsetto (fino a 150 mm ²)	
Indicatori LED (stato / errore / comunicazione)	●	
Interfaccia Ethernet	● (2 porte)	
Interfaccia dati: SMA Modbus / SunSpec Modbus / Speedwire, Webconnect	● / ● / ●	
Tipo di montaggio	Montaggio su telaio	
OptiTrac Global Peak / Integrated Plant Control / Q on Demand 24/7	● / ● / ●	
Idoneità off-grid / Compatibile con SMA Fuel Save Controller	● / ●	
Garanzia: 5 / 10 / 15 / 20 anni	● / ○ / ○ / ○	
Certificati e omologazioni (in programma)	IEC 62109-1/-2, AR N-4110, AR N-4120, CEI 0-16, C10/11:2012, EN 50549, PEA 2017, DEWA	
● Dotazione di serie ○ Opzionale - Non disponibile		
Dati riferiti alle condizioni nominali Aggiornamento dei dati: gennaio 2019		
Denominazione del tipo	SHP 100-20	SHP 150-20