

Tiger Pro 7RL4-TV

565-585 Watt

BIFACIAL MODULE
TILING RIBBON (TR)

P-Type

Positive power tolerance of 0~+3%

IEC61215(2016), IEC61730(2016)

ISO9001:2015: Quality Management System

ISO14001:2015: Environment Management System

ISO45001:2018


Occupational health and safety management systems

Made in China/Malaysia/U.S./Vietnam



Tiling Ribbon Technology

Key Features



TR (Tiling Ribbon) Technology

Advanced tiling ribbon technology achieve the double breakthrough in both module efficiency and output power.



Light-weight design

Light-weight design using transparent backsheet for easy installation and low BOS cost.



Higher Power Output

Module power increases 5-25% generally, bringing significantly lower LCOE and higher IRR.



Longer Life-time Power Yield

0.45% annual power degradation and 30 year linear power warranty.



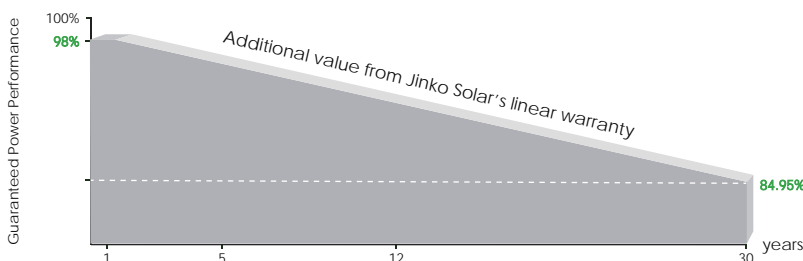
Enhanced Mechanical Load

Certified to withstand: wind load (2400 Pascal) and snow load (5400 Pascal).



POSITIVE QUALITY™
Continuous Quality Assurance

LINEAR PERFORMANCE WARRANTY

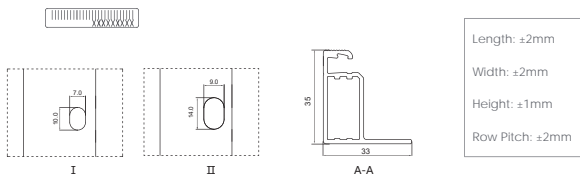
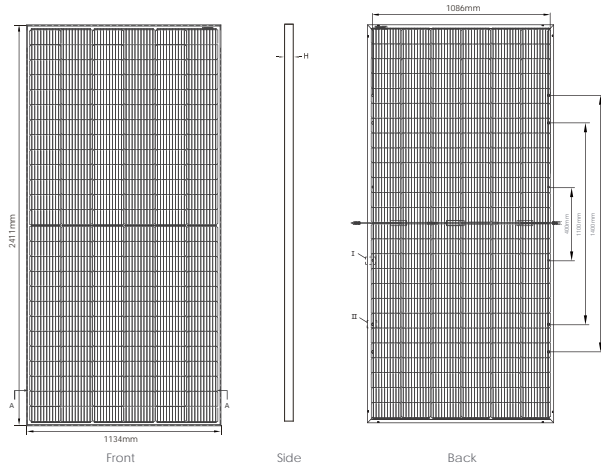


12 Year Product Warranty

30 Year Linear Power Warranty

0.45% Annual Degradation Over 30 years

Engineering Drawings

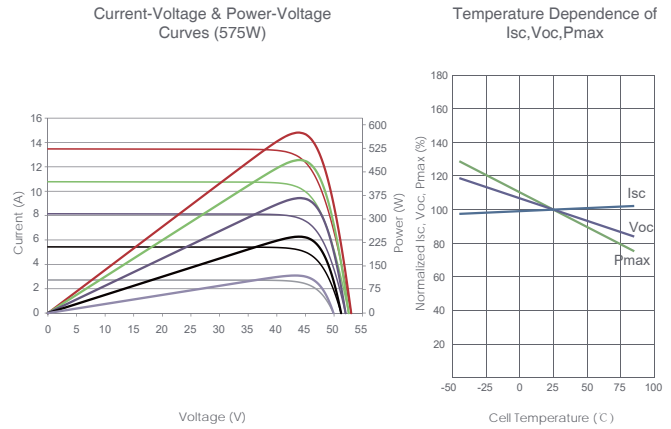


Packaging Configuration

(Two pallets = One stack)

31pcs/pallets, 62pcs/stack, 496pcs/ 40'HQ Container

Electrical Performance & Temperature Dependence



Mechanical Characteristics

Cell Type	P type Mono-crystalline
No. of cells	156 (2×78)
Dimensions	2411×1134×35mm (94.92×44.65×1.38 inch)
Weight	30.6 kg (67.46 lbs)
Front Glass	3.2mm, Anti-Reflection Coating, High Transmission, Low Iron, Tempered Glass
Frame	Anodized Aluminium Alloy
Junction Box	IP68 Rated
Output Cables	TUV 1×4.0mm ² (+): 400mm, (-): 200mm or Customized Length
Conector	JK03M/2B, genuine MC4 evo 2
Fire Rating	Class C

SPECIFICATIONS

Module Type	JKM555M-7RL4-TV		JKM560M-7RL4-TV		JKM565M-7RL4-TV		JKM570M-7RL4-TV		JKM575M-7RL4-TV	
	STC	NOCT	STC	NOCT	STC	NOCT	STC	NOCT	STC	NOCT
Maximum Power (Pmax)	555Wp	413Wp	560Wp	417Wp	565Wp	420Wp	570Wp	424Wp	575Wp	428Wp
Maximum Power Voltage (Vmp)	43.84V	40.80V	43.96V	40.93V	44.08V	41.05V	44.19V	41.17V	44.30V	41.29V
Maximum Power Current (Imp)	12.66A	10.12A	12.74A	10.18A	12.82A	10.24A	12.90A	10.30A	12.98A	10.36A
Open-circuit Voltage (Voc)	53.36V	50.36V	53.44V	50.44V	53.53V	50.53V	53.61V	50.60V	53.70V	50.69V
Short-circuit Current (Isc)	13.34A	10.77A	13.41A	10.83A	13.48A	10.89A	13.55A	10.94A	13.62A	11.00A
Module Efficiency STC (%)	20.30%		20.48%		20.67%		20.85%		21.03%	
Operating Temperature(°C)	-40°C~+85°C									
Maximum system voltage	1500VDC (IEC)									
Maximum series fuse rating	25A									
Power tolerance	0~+3%									
Temperature coefficients of Pmax	-0.35%/°C									
Temperature coefficients of Voc	-0.28%/°C									
Temperature coefficients of Isc	0.048%/°C									
Nominal operating cell temperature (NOCT)	45±2°C									
Refer. Bifacial Factor	70±5%									

BIFACIAL OUTPUT-REARSIDE POWER GAIN

		5%		15%		25%	
		Maximum Power (Pmax)	Module Efficiency STC (%)	Maximum Power (Pmax)	Module Efficiency STC (%)	Maximum Power (Pmax)	Module Efficiency STC (%)
		582Wp	21.32%	638Wp	23.35%	694Wp	25.38%
		588Wp	21.50%	644Wp	23.55%	700Wp	25.60%
		593Wp	21.70%	650Wp	23.77%	706Wp	25.84%
		599Wp	21.89%	656Wp	23.98%	713Wp	26.06%
		604Wp	22.08%	661Wp	24.18%	719Wp	26.29%

*STC: Irradiance 1000W/m² Cell Temperature 25°C

NOCT: Irradiance 800W/m² Ambient Temperature 20°C

*Power Measurement Tolerance: +/-3%

AM=1.5

AM=1.5

Wind Speed 1m/s