

COMMITTENTE:



ALTA SORVEGLIANZA:



GENERAL CONTRACTOR:



INFRASTRUTTURE FERROVIARIE STRATEGICHE DEFINITE DALLA
LEGGE OBIETTIVO N.443/01

TRATTA A.V./A.C. TERZO VALICO DEI GIOVI
PROGETTO ESECUTIVO

Adeguamento S.P.7/S.P.163 tra Borgo Fornari e Innesto S.P.160
Sezioni trasversali di computo

Fascicolo 1

GENERAL CONTRACTOR	DIRETTORE LAVORI	SCALA:
Consorzio Cociv Ing. G. Guagnozzi		1:200

COMMESSA	LOTTO	FASE	ENTE	TIPO DOC.	OPERA/DISCIPLINA	PROGR.	REV.
I G 5 1	0 1	E	C V	W 9	N V 1 3 0 0	0 0 1	A

PROGETTAZIONE								
Rev.	Descrizione emissione	Redatto	Data	Verificato	Data	Progettista Integratore	Data	IL PROGETTISTA
A00	Prima emissione	I.C. srl	24/07/12	Ing. F. Colla	27/07/12	E. Pagani	31/07/12	Ing. E. GHISLANDI

n. Elab.

Nome File: IG51-01-E-CV-W9-NV-13-0-0-001-A00_CARTA GLIC

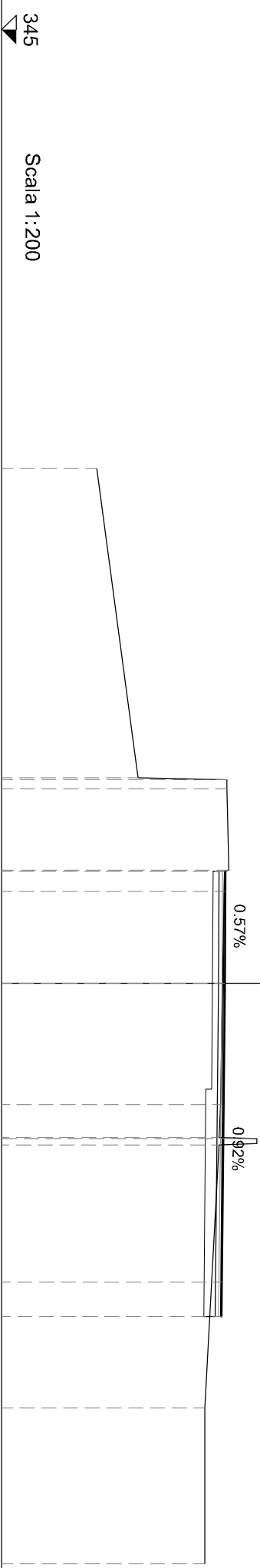
CUP: F81H92000000008

Asse: NV13-TRATTA-1

SEZIONE 1
PROGRESSIVA 13.00

S STERRO
BA BASE
MS MISTO STABILIZZATO
a USURA
b BINDER
cc COMPATTAMENTO IN TRINCEA
de DEMOLIZIONE DI PAVIMENTAZIONE

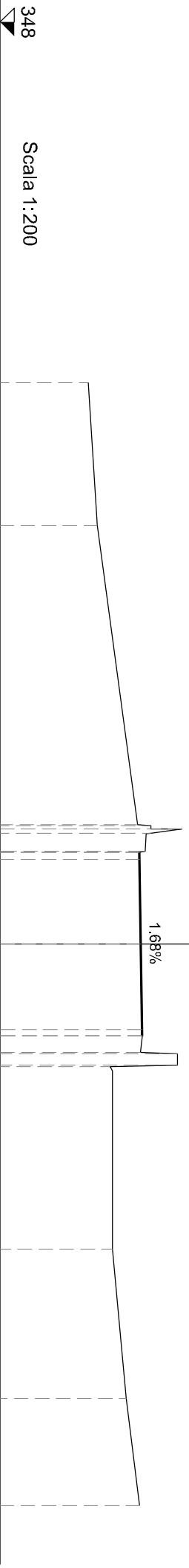
mq 5.89
mq 1.84
mq 4.63
m 15.35
m 15.35
m 15.35
m 8.04



PROGRESSIVE TERRENO	-17.75	-7.09	-7.01	-6.71	-3.90	4.17	5.31	5.34	5.57	14.63	20.00
PARZIALI TERRENO	10.66	0.08	0.30	2.81	8.07	1.14	0.03	0.23	9.06	5.37	
QUOTE TERRENO	348.27	349.71	352.76	352.76	352.83	352.55	352.50	353.80	352.50	352.00	352.00
PROGRESSIVE PROGETTO		-3.87	-3.17	0.00					10.30	11.48	
PARZIALI PROGETTO		0.70	3.17	10.30	1.18						
QUOTE PROGETTO		352.72	352.71	352.69		352.60	352.59				

a USURA
b BINDER
f FRESATURA 10CM

m 6.54
m 6.54
m 6.54



PROGRESSIVE TERRENO		-20.00																							
PARZIALI TERRENO		5.08		-14.92		10.67																			
QUOTE TERRENO		351.14		351.47																					
PROGRESSIVE PROGETTO																									
PARZIALI PROGETTO																									
QUOTE PROGETTO																									
PROGRESSIVE TERRENO		352.91	0.02	-4.25		353.39	0.13	-4.23		354.49	0.10	-4.10		353.39	0.15	-3.95		353.17	0.65	-3.30		352.97	0.03	-3.27	
PARZIALI PROGETTO																									
QUOTE PROGETTO		352.97		352.98	0.25	353.03	3.02	353.08	3.04	353.08	0.23	353.08	3.27	353.08	3.04	353.08	3.27	353.08	3.04	353.08	3.27	353.08	3.04	353.08	3.27

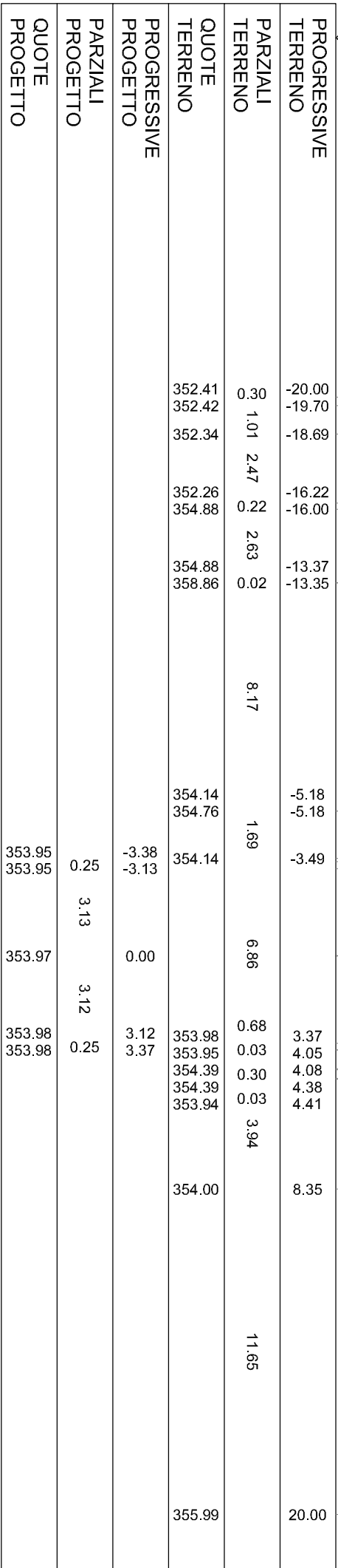
Asse: NV13-TRATTA-1

SEZIONE 10
PROGRESSIVA 160.00

a USURA
b BINDER
f FRESATURA 10CM

m 6.75
m 6.75
m 6.75

349
Scala 1:200

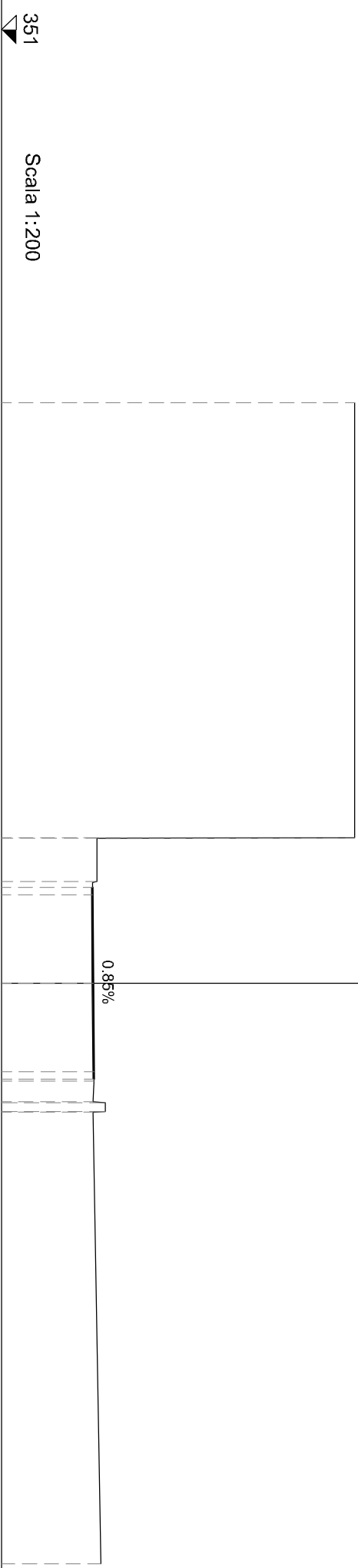


Asse: NV13-TRATTA-1

SEZIONE 11
PROGRESSIVA 180.00

a USURA
b BINDER
f FRESATURA 10CM

m 6.60
m 6.60
m 6.60



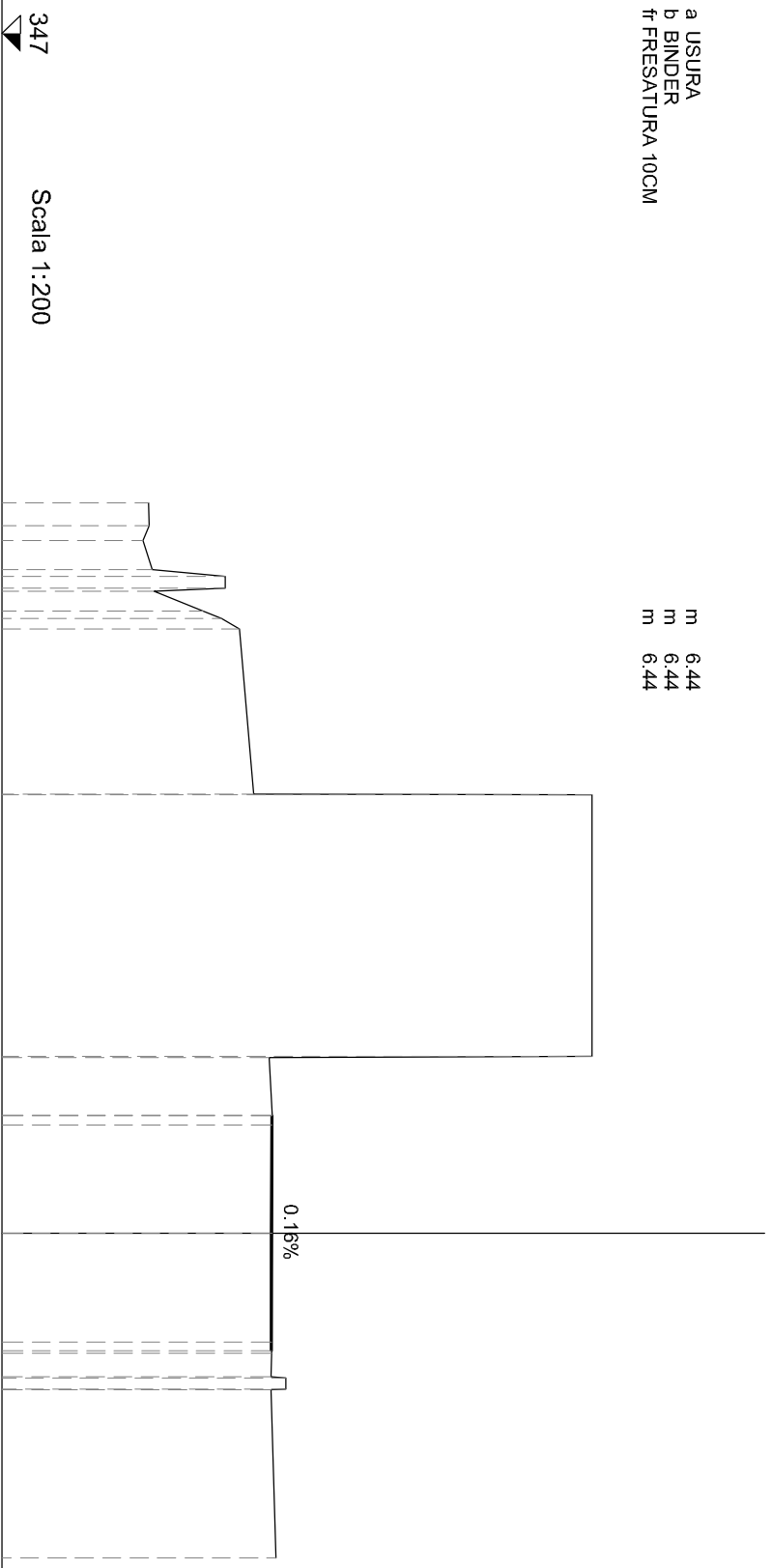
PROGRESSIVE TERRENO	-20.00	-5.02	-5.00	-3.51	3.37	4.08	4.11	4.41	4.44	20.00
PARZIALI TERRENO	14.98	0.02	1.49	6.88	0.71	0.03	0.30	0.03	15.56	
QUOTE TERRENO	363.16	363.16	354.28	354.28	354.18	354.15	354.56	354.56	354.15	354.42
PROGRESSIVE PROGETTO		-3.30	-3.05	0.00	3.05	3.30				
PARZIALI PROGETTO		0.25	3.05	3.05	0.25					
QUOTE PROGETTO		354.13	354.13	354.16	354.18	354.18				

Asse: NV13-TRATTA-1

SEZIONE 12
PROGRESSIVA 200.00

a USURA
b BINDER
f FRESATURA 10CM

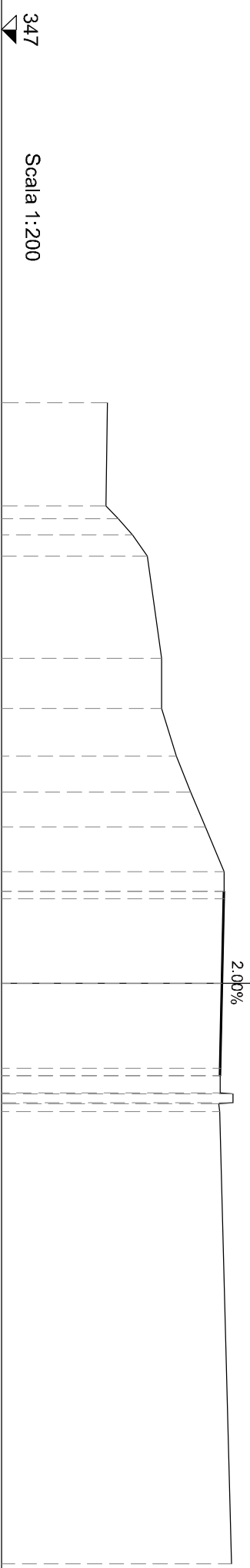
m 6.44
m 6.44
m 6.44



PROGRESSIVE TERRENO	0.62	-20.00					
PARZIALI TERRENO	0.40	-19.38					
QUOTE TERRENO	0.80	-18.98					
PROGRESSIVE PROGETTO	0.19	-18.18					
PARZIALI PROGETTO	0.31	-17.99					
QUOTE PROGETTO	0.09	-17.68					
PROGRESSIVE TERRENO	0.54	-17.59					
PARZIALI TERRENO	0.20	-17.05					
QUOTE TERRENO	0.29	-16.85					
PROGRESSIVE PROGETTO	4.53	-16.56					
PARZIALI PROGETTO	0.02	-12.03					
QUOTE PROGETTO	7.17	-12.01					
PROGRESSIVE TERRENO	0.02	-4.84					
PARZIALI TERRENO	1.57	-4.82					
QUOTE TERRENO	-3.22	-3.25					
PROGRESSIVE PROGETTO	-2.97						
PARZIALI PROGETTO	0.00						
QUOTE PROGETTO	2.97						
PROGRESSIVE TERRENO	0.65	3.28					
PARZIALI TERRENO	0.03	3.93					
QUOTE TERRENO	0.30	3.96					
PROGRESSIVE PROGETTO	0.03	4.26					
PARZIALI PROGETTO	4.59	4.29					
QUOTE PROGETTO	8.88						
PROGRESSIVE TERRENO	0.25	354.39					
PARZIALI TERRENO	2.97	354.39					
QUOTE TERRENO	2.97	354.39					
PROGRESSIVE PROGETTO	0.25	354.38					
PARZIALI PROGETTO	2.97	354.38					
QUOTE PROGETTO	2.97	354.38					

a USURA
b BINDER
f FRESATURA 10CM

m 6.34
m 6.34
m 6.34

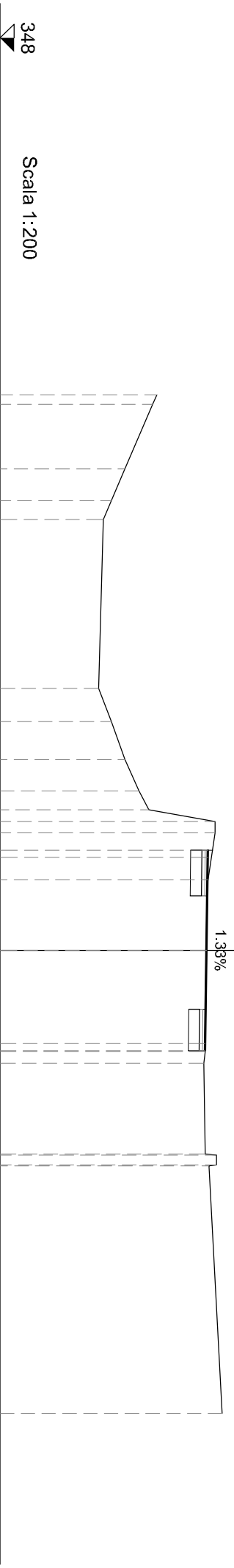


QUOTE TERRENO	350.64	350.58	351.00	351.50	352.00	352.50	352.50	353.00	353.50	354.00	354.65	354.64	354.58	354.53	354.52	354.90		
PARZIALI TERRENO	3.55	0.43	0.57	0.72	3.53	1.72	1.65	1.23	1.22	1.54	0.67	6.36	0.59	0.03	0.30	0.03	0.28	
PROGRESSIVE TERRENO	-20.00	-16.45	-16.02	-15.45	-14.73	-11.20	-9.48	-7.83	-6.60	-5.38	-3.84	-3.17	3.19	3.78	3.81	4.11	4.14	4.42
PROGRESSIVE PROGETTO											-3.17	-2.92	0.00	2.92	3.17			
PARZIALI PROGETTO											0.25	2.92	2.92	0.25				
QUOTE PROGETTO											354.65	354.64	354.58	354.53	354.52			

Asse: NV13-TRATTA-1

SEZIONE 15a
PROGRESSIVA 267.93

- S STERRO mq 2.06
- BA BASE mq 0.39
- MS MISTO STABILIZZATO mq 1.26
- a USURA m 7.22
- b BINDER m 7.22
- cc COMPATTAMENTO IN TRINCEA m 3.15
- de DEMOLIZIONE DI PAVIMENTAZIONE m 3.15
- ff FRESATURA 10CM m 4.07



Scala 1:200

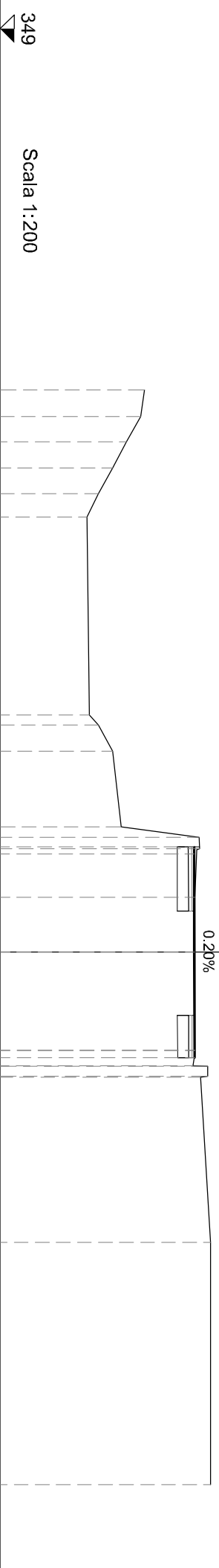
348

PROGRESSIVE TERRENO	-20.00	-19.66	-17.34	-16.19	-15.52	-9.44	-8.25	-6.88	-5.75	-5.06	-4.64	-4.24	-2.54	3.63	4.06	7.33	7.37	7.72	7.76	16.67
PARZIALI TERRENO	0.34	2.32	1.15	0.67	6.08	1.19	1.37	1.13	0.69	0.42	0.40	1.70	6.17	0.43	3.27	0.04	0.35	0.04	8.91	
QUOTE TERRENO	353.66	353.50	352.50	352.00	351.71	351.56	352.00	352.50	353.00	353.37	355.75	355.75	355.50	355.40	355.34	355.40	355.80	355.80	355.54	356.00
PROGRESSIVE PROGETTO									-3.61	-3.36			0.00	3.36	3.61					
PARZIALI PROGETTO									0.25	3.36	3.36	0.25								
QUOTE PROGETTO									355.50	355.49			355.45	355.40	355.40					

Asse: NV13-TRATTA-1

SEZIONE 16
PROGRESSIVA 288.51

S STERRO	mq	2.43
BA BASE	mq	0.45
MS MISTO STABILIZZATO	mq	1.51
a USURA	m	7.50
b BINDER	m	7.50
cc COMPATTAMENTO IN TRINCEA	m	3.78
de DEMOLIZIONE DI PAVIMENTAZIONE	m	3.78
ff FRESATURA 10CM	m	3.72

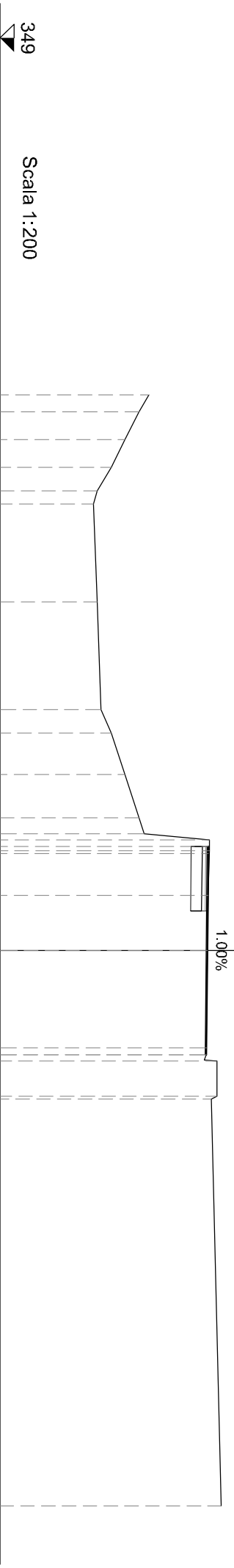


PROGRESSIVE TERRENO	QUOTE TERRENO	PROGRESSIVE PARZIALI TERRENO	QUOTE PARZIALI TERRENO
-20.00	354.14	-15.49	352.09
-19.07	354.00	-8.44	352.18
-18.15	353.50	-8.09	352.50
-17.24	353.00	-7.16	353.00
-16.31	352.50	-4.46	353.31
-15.49	352.09	-4.09	356.10
		-3.69	356.10
		-1.95	355.93
		3.48	355.94
		4.05	355.88
		4.06	356.39
		4.41	356.39
		4.44	356.14
		5.89	356.50
		10.33	356.50
		18.95	356.50

Asse: NV13-TRATTA-1

SEZIONE 17a
PROGRESSIVA 309.65

- S STERRO mq 1.49
- BA BASE mq 0.28
- MS MISTO STABILIZZATO mq 0.93
- a USURA m 7.50
- b BINDER m 7.50
- cc COMPATTAMENTO IN TRINCEA m 2.32
- de DEMOLIZIONE DI PAVIMENTAZIONE m 2.32
- ff FRESATURA 10CM m 5.18

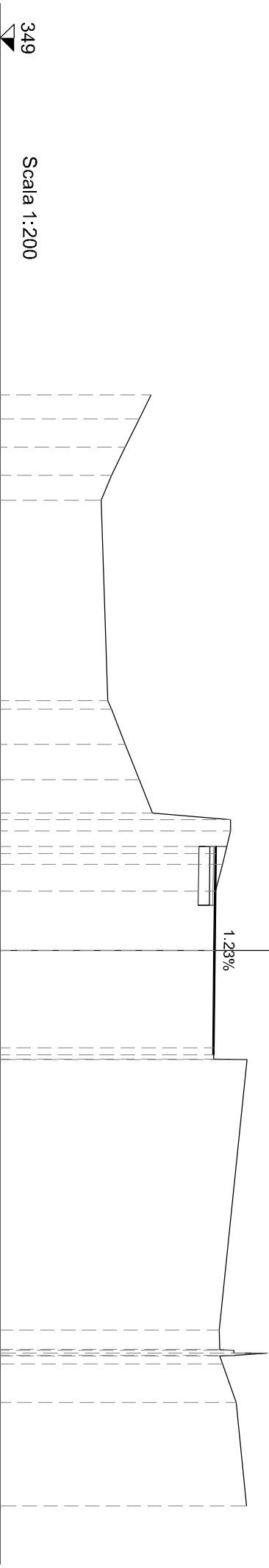


PROGRESSIVE TERRENO	-20.00	-19.39	-18.40	-17.39	-16.55	-16.08	-12.56	-8.68	-7.83	-6.34	-4.79	-4.21	-3.99	-3.59	-1.99	3.75	3.97	5.25	5.35	20.00
PARZIALI TERRENO	0.61	0.99	1.01	0.84	0.47	3.52	3.88	0.85	1.49	1.55	0.58	0.22	0.40	1.60	5.74	0.22	1.28	0.10	14.65	356.97
QUOTE TERRENO	354.36	354.00	353.50	353.00	352.50	352.37	352.50	352.64	353.00	353.50	354.00	354.19	356.55	356.55	356.50	356.44	356.82	356.82	356.62	
PROGRESSIVE PROGETTO												-3.75	-3.50		0.00	3.50	3.75			
PARZIALI PROGETTO												0.25	3.50	3.50	0.25					
QUOTE PROGETTO												356.51	356.51		356.47	356.44	356.44			

Asse: NV13-TRATTA-1

SEZIONE 18
 PROGRESSIVA 320.00

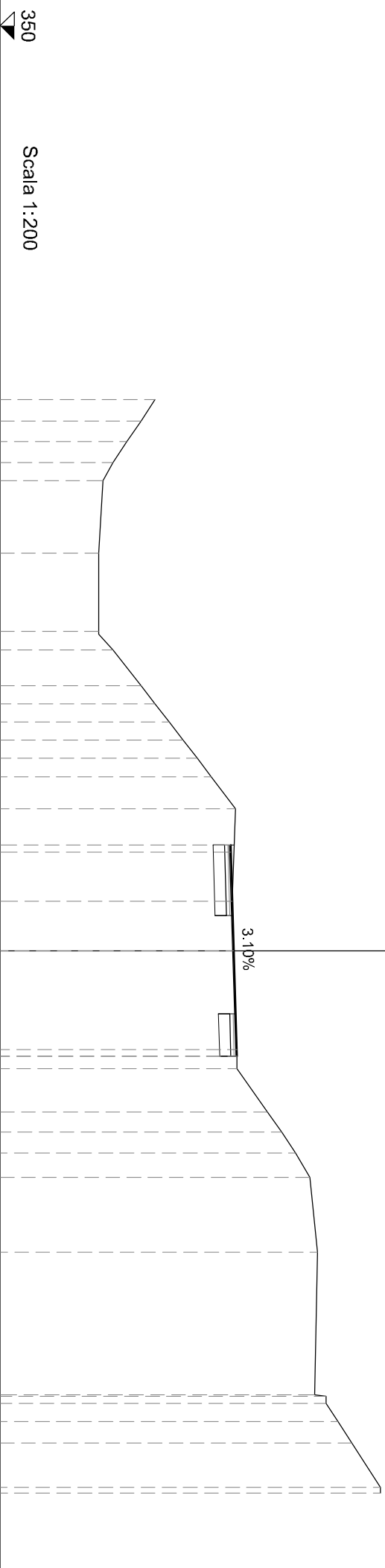
- S STERRO mq 1.61
- BA BASE mq 0.25
- MS MISTO STABILIZZATO mq 0.84
- a USURA m 7.50
- b BINDER m 7.50
- cc COMPATTAMENTO IN TRINCEA m 2.11
- de DEMOLIZIONE DI PAVIMENTAZIONE m 0.50
- ff FRESATURA 10CM m 5.55



PROGRESSIVE TERRENO	0.85	-20.00	7.21	0.30	-9.00	0.24	0.40	6.05	3.91	9.74	0.70	357.87
PARZIALI TERRENO	1.02	-19.15	0.30	1.27	-8.70	0.24	0.40	6.05	3.92	0.04	0.04	
QUOTE TERRENO	1.01	-18.13	1.28	1.28	-7.43	0.24	0.40	6.05	3.92	0.10	0.10	
PROGRESSIVE PROGETTO	0.91	-17.12	1.20	1.20	-6.15	0.24	0.40	6.05	3.91	0.08	0.08	
PARZIALI PROGETTO	1.61	-16.21	1.20	1.20	-4.95	0.24	0.40	6.05	3.92	0.02	0.02	
QUOTE PROGETTO	1.61	-16.21	1.20	1.20	-4.71	0.24	0.40	6.05	3.92	0.28	0.28	
PROGRESSIVE PROGETTO	0.25	-3.75	0.00	0.00	-3.10	0.00	0.00	0.00	0.00	1.40	1.40	
PARZIALI PROGETTO	3.50	-3.50	0.00	0.00	-2.14	0.00	0.00	0.00	0.00	3.72	3.72	
QUOTE PROGETTO	3.50	-3.50	0.00	0.00	-2.14	0.00	0.00	0.00	0.00	3.72	3.72	
PROGRESSIVE PROGETTO	356.78	356.77	356.73	356.69	356.68	357.00	357.50	357.87	356.89	356.90	357.41	358.61
PARZIALI PROGETTO	0.25	3.50	3.50	0.25	3.50	3.50	3.50	0.25	0.04	0.10	0.08	0.02
QUOTE PROGETTO	0.25	3.50	3.50	0.25	3.50	3.50	3.50	0.25	0.04	0.10	0.08	0.02

S STERRO
 BA BASE
 MS MISTO STABILIZZATO
 a USURA
 b BINDER
 cc COMPATTAMENTO IN TRINCEA
 de DEMOLIZIONE DI PAVIMENTAZIONE
 ff FRESATURA 10CM
 sc SCOTICO

m^q 2,61
 m^q 0,48
 m^q 1,60
 m 7,50
 m 7,50
 m 4,00
 m 2,00
 m 3,50
 m 0,00



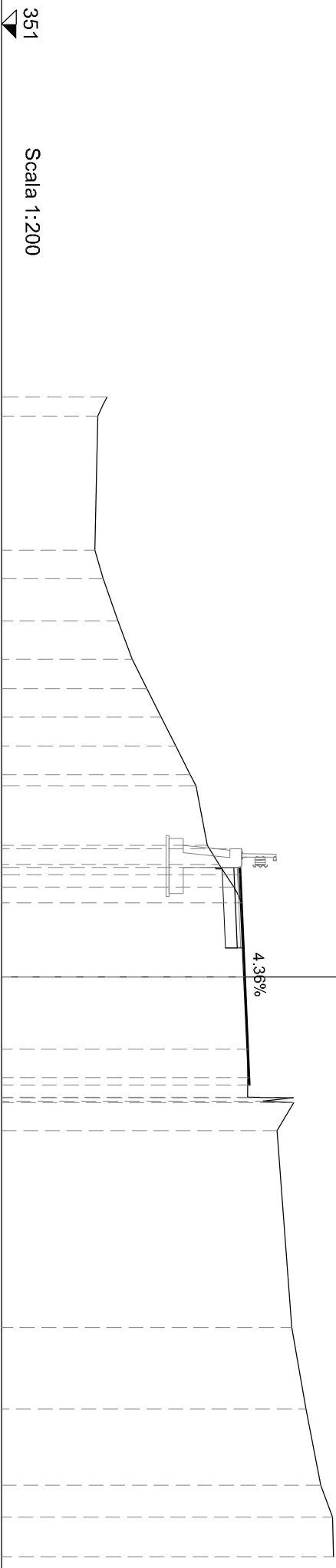
PROGRESSIVE TERRENO	PARZIALI TERRENO	QUOTE TERRENO	PROGRESSIVE PROGETTO	PARZIALI PROGETTO	QUOTE PROGETTO
-19.58	0.75	355.50			
-18.83	0.74	355.00			
-18.09	0.74	354.50			
-17.35	0.65	354.00			
-16.70	2.57	353.66			
	2.78	353.50			
-14.13	0.65	353.50			
-11.35	1.28	354.00			
-10.70	0.64	355.00			
-9.42	0.64	355.50			
-8.78	0.64	356.00			
-8.14	0.64	356.50			
-7.50	0.65	357.00			
-6.85	0.66	357.50			
-6.19	1.14	358.36			
-5.05	3.29	358.25			
-1.76	5.50	358.18			
	0.45	358.19			
	1.53	358.30			
3.74	0.71	358.41			
4.19	0.74	358.42			
5.72	0.87	359.50			
6.43	2.67	360.00			
7.17	5.05	360.50			
8.04	0.06	361.00			
	0.25	361.27			
10.71	0.64	361.18			
	0.77	361.57			
15.76	1.57	361.57			
15.82	0.20	362.00			
16.07		362.50			
16.71		363.51			
17.48		363.51			
19.05					
19.25					

Asse: NV13-TRATTA-1

SEZIONE 22a
PROGRESSIVA 393.29

S STERRO
 BA BASE
 MS MISTO STABILIZZATO
 a USURA
 b BINDER
 cc COMPATTAMENTO IN TRINCEA
 de DEMOLIZIONE DI PAVIMENTAZIONE
 ff FRESATURA 10CM
 gr GRADONATURA DEI RILEVATI
 sc SCOTICO

mq 1.35
 mq 0.33
 mq 1.11
 m 7.50
 m 7.50
 m 2.71
 m 1.55
 m 3.50
 m 0.07
 m 0.07



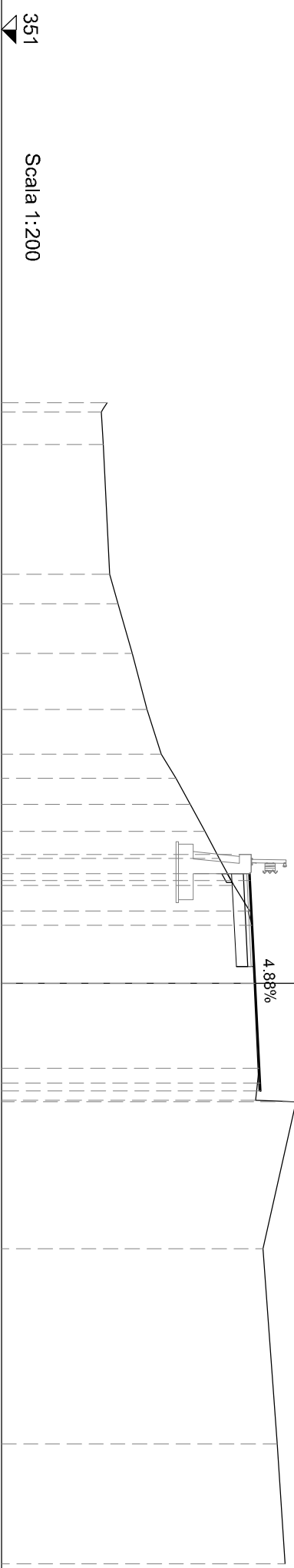
PROGRESSIVE TERRENO	-20.00 -19.35	4.63	354.21 354.50	0.99 1.45	1.33 1.00	0.98 1.00	0.99 0.39	-6.59 -6.98 -7.97 -8.97 -9.95 -10.95 -12.28 -13.73 -14.72	2.05	0.66 0.78 0.54	-2.56 -3.10 -3.88 -4.54	5.05	1.66 0.01 0.11 0.07 0.96	2.49 4.15 4.16 4.27 4.34 5.30	6.80	12.10	2.80	2.63 1.09 1.38	17.53 18.62 20.00
QUOTE TERRENO	354.63 354.32									358.09 358.50 359.00 359.27	-4.43 -3.78 -3.53	0.00		359.49 359.47 361.06 361.08 360.50		361.00	361.50	362.00 362.40 362.45	
PROGRESSIVE PROGETTO																			
PARZIALI PROGETTO																			
QUOTE PROGETTO										0.65 0.25	3.53	3.47	0.25						

Asse: NV13-TRATTA-1

SEZIONE 23
PROGRESSIVA 411.01

S STERRO
BA BASE
MS MISTO STABILIZZATO
a USURA
b BINDER
cc COMPATTAMENTO IN TRINCEA
de DEMOLIZIONE DI PAVIMENTAZIONE
ff FRESATURA 10CM
gr GRADONATURA DEI RILEVATI
sc SCOTICO

mq 1.43
mq 0.39
mq 1.29
m 7.50
m 7.50
m 2.91
m 1.44
m 3.50
m 0.35
m 0.35



Scala 1:200


PROGRESSIVE TERRENO	351	-20.00	0.31	4.48	14.09	13.08	11.37	9.44	7.89	7.06	6.17	5.23	4.30	3.38	2.49	2.01	2.93	4.03	4.08	9.14	15.86	20.00	
PARZIALI TERRENO		0.31	1.12	4.48	1.01	1.71	1.93	1.55	0.83	0.89	0.94	0.93	0.92	0.89	0.48	4.94	1.10	5.06	6.72	4.14			
QUOTE TERRENO		354.64	354.44	354.50	354.72	355.00	355.50	356.00	356.50	357.00	357.50	358.00	358.50	359.00	359.55	359.64	359.88	359.74	361.10	360.00	360.50	360.77	
PROGRESSIVE PROGETTO																0.00	3.43	3.71					
PARZIALI PROGETTO																0.65	0.25	3.54	3.43	0.28			
QUOTE PROGETTO																359.60	359.55	359.56	359.73	359.90	359.92		

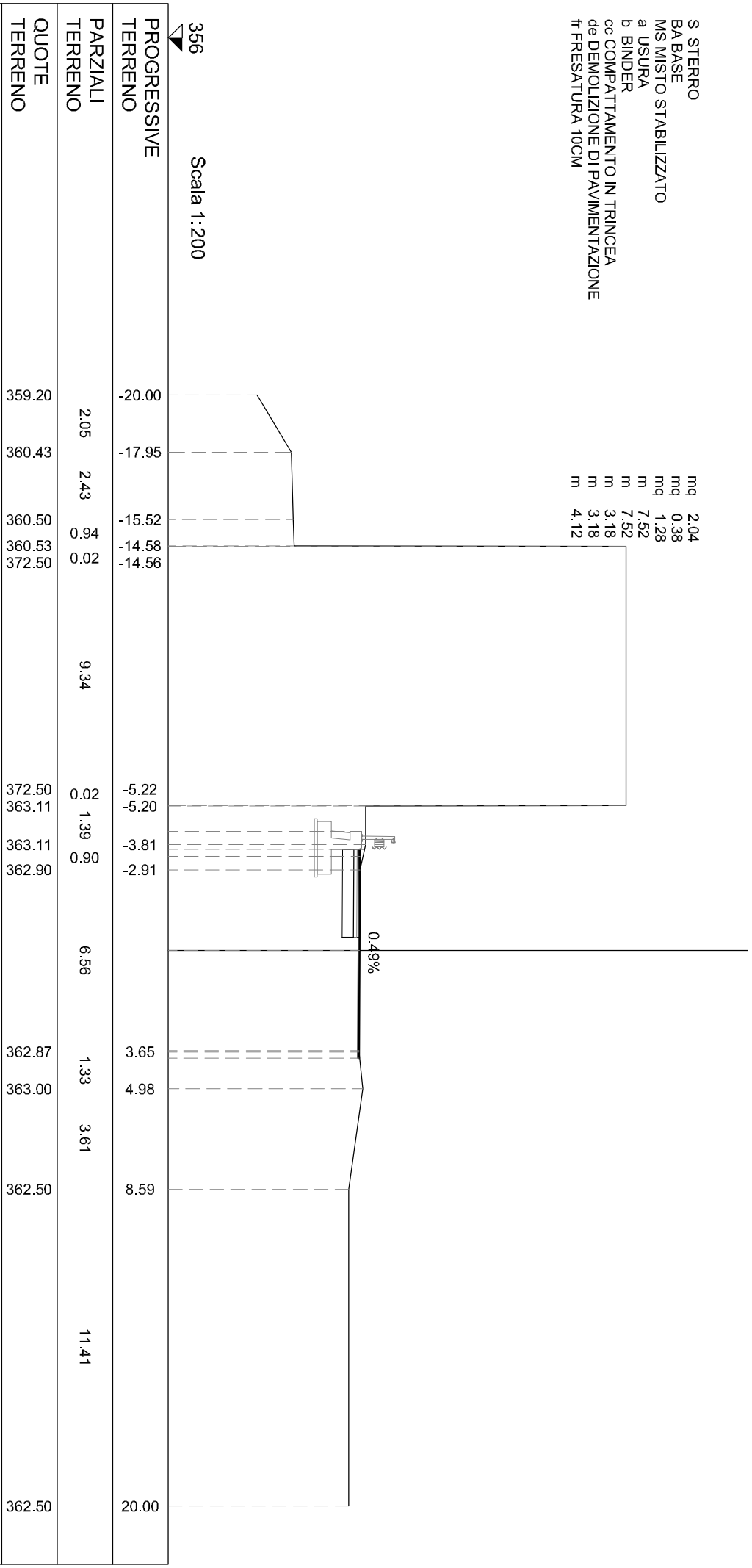
Asse: NV13-TRATTA-1

SEZIONE 26
PROGRESSIVA 479.33

- S STERRO
- BA BASE
- MS MISTO STABILIZZATO
- a USURA
- b BINDER
- cc COMPATTAMENTO IN TRINCEA
- de DEMOLIZIONE DI PAVIMENTAZIONE
- ff FRESATURA 10CM

mq	2.04
mq	0.38
mq	1.28
m	7.52
m	7.52
m	3.18
m	3.18
m	4.12

356  Scala 1:200



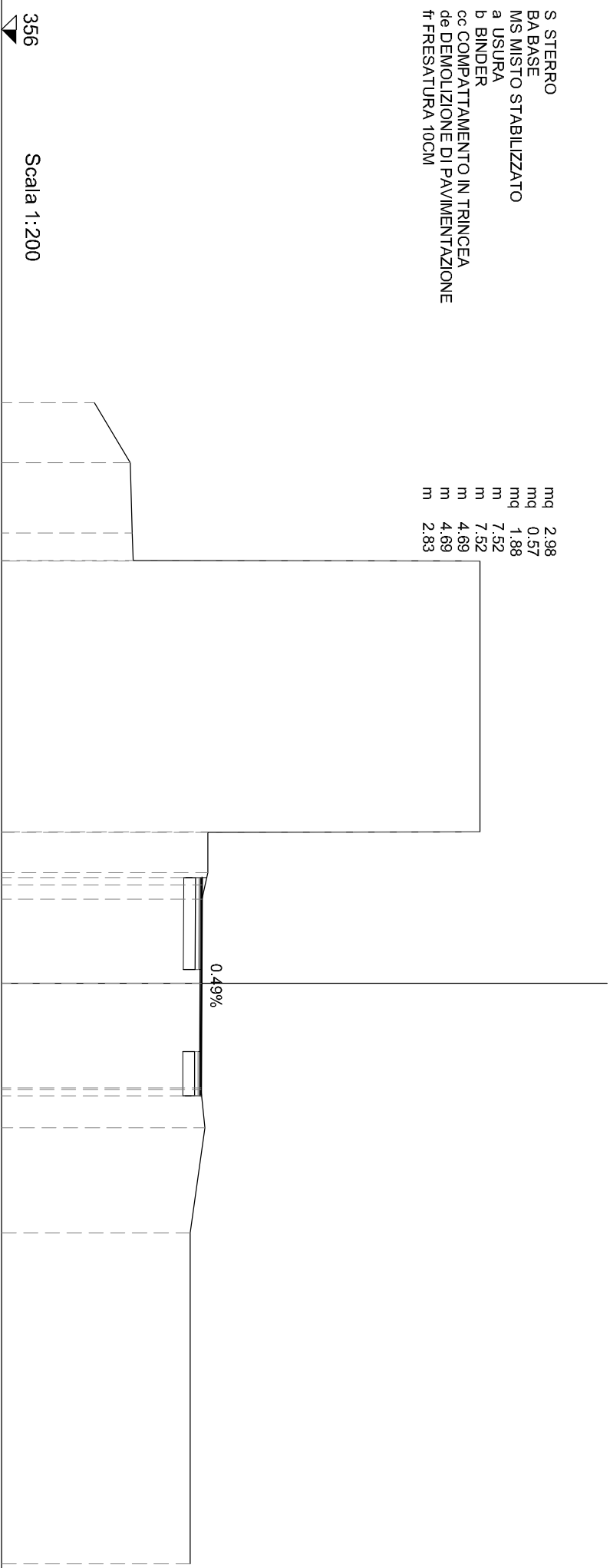
PROGRESSIVE TERRENO	359.20	360.43	360.50	360.53	372.50	372.50	363.11	362.87	363.00	362.50	362.50	
PARZIALI TERRENO	2.05	2.43	0.94	0.02	9.34	0.02	1.39	0.90	6.56	1.33	3.61	11.41
QUOTE PROGRESSIVE PROGETTO							-4.30	-3.65	-3.40	0.00	3.60	3.87
PARZIALI PROGETTO							0.65	0.25	3.40	3.60	0.27	
QUOTE PROGETTO							362.95	362.90	362.90	362.88	362.87	362.86

Asse: NV13-TRATTA-1

SEZIONE 26a
 PROGRESSIVA 479.33

S STERRO
 BA BASE
 MS MISTO STABILIZZATO
 a USURA
 b BINDER
 cc COMPATTAMENTO IN TRINCEA
 de DEMOLIZIONE DI PAVIMENTAZIONE
 ff FRESATURA 10CM

mq 2.98
 mq 0.57
 mq 1.88
 m 7.52
 m 7.52
 m 4.69
 m 4.69
 m 2.83



Scala 1:200


356

PROGRESSIVE TERRENO		-20.00	-17.95	-15.52	-14.58	-14.56	-5.22	-5.20	-3.81	-2.91	3.65	4.98	8.59	20.00
PARZIALI TERRENO	2.05	2.43	0.94	0.02	9.34	0.02	1.39	0.90	6.56	1.33	3.61		11.41	
QUOTE TERRENO	359.20	360.43	360.50	360.53	372.50	363.11	363.11	362.90	362.87	363.00	362.87	363.00	362.50	362.50
PROGRESSIVE PROGETTO							-3.65	-3.40	0.00	3.60	3.87			
PARZIALI PROGETTO							0.25	3.40	3.60	0.27				
QUOTE PROGETTO							362.90	362.90	362.88	362.87	362.86			

Asse: NV13-TRATTA-1

SEZIONE 28
PROGRESSIVA 520.02

- S STERRO mq 1,85
- BA BASE mq 0,36
- MS MISTO STABILIZZATO mq 1,19
- a USURA m 7,50
- b BINDER m 7,50
- cc COMPATTAMENTO IN TRINCEA m 3,00
- de DEMOLIZIONE DI PAVIMENTAZIONE m 3,00
- ff FRESATURA 10CM m 4,50




PROGRESSIVE TERRENO	-20.00	-18.93	-18.93	0.01	-4.80	0.36	-4.79	0.03	-4.43	-4.40	-3.07	3.34	4.75	4.76	5.85	6.08	0.23	20.00
PARZIALI TERRENO	1.07	14.13	0.01	0.36	0.03	1.33	6.41	1.41	0.01	1.09	0.23	13.92						
QUOTE TERRENO	362.65	362.72	365.47	365.64	366.14	366.08	365.37	365.37	365.37	365.37	365.37	365.38	365.17	366.27	365.26	364.62	364.52	
PROGRESSIVE PROGETTO				-3.82	-3.57	0.00	3.43	3.68										
PARZIALI PROGETTO				0.25	3.57	3.43	0.25											
QUOTE PROGETTO				365.37	365.37	365.38	365.38	365.38	365.38	365.38	365.38	365.38	365.38	365.38	365.38	364.62		

Asse: NV13-TRATTA-1

SEZIONE 29
PROGRESSIVA 540.02

- S STERRO mq 1.87
- BA BASE mq 0.36
- MS MISTO STABILIZZATO mq 1.20
- a USURA m 6.98
- b BINDER m 6.98
- cc COMPATTAMENTO IN TRINCEA m 3.00
- de DEMOLIZIONE DI PAVIMENTAZIONE m 3.00
- ff FRESATURA 10CM m 3.98



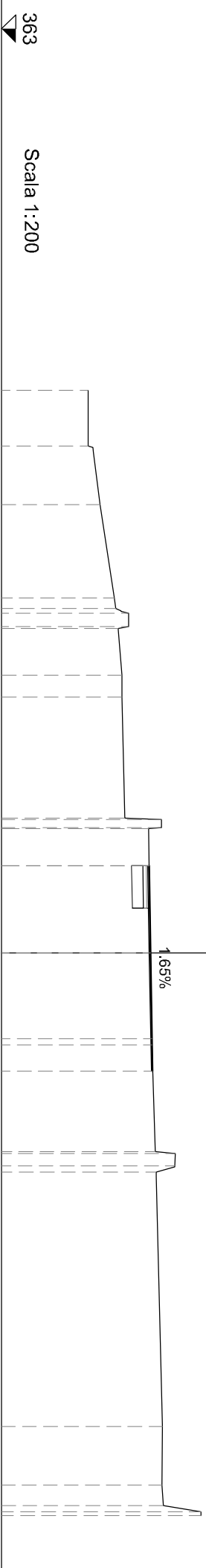
PROGRESSIVE TERRENO	PARZIALI TERRENO	QUOTE TERRENO	PROGRESSIVE PROGETTO	PARZIALI PROGETTO	QUOTE PROGETTO
362					
-20.00	2.04	366.86	-9.92	2.64	366.89
-17.96	8.02	366.83	-9.90	2.39	366.72
-17.94		370.57	-7.26	0.03	366.74
			-4.87	0.23	366.75
			-4.84	1.40	366.75
			-4.61	6.58	366.74
			-3.21	4.37	366.75
			3.37	9.20	365.29
			7.74	1.97	365.29
			7.75	0.10	367.08
			8.73		
			17.93		
			19.90		
			20.00		

Asse: NV13-TRATTA-1

SEZIONE 30
PROGRESSIVA 560.01

S STERRO
BA BASE
MS MISTO STABILIZZATO
a USURA
b BINDER
cc COMPATTAMENTO IN TRINCEA
de DEMOLIZIONE DI PAVIMENTAZIONE
ff FRESATURA 10CM

mq 0.93
mq 0.18
mq 0.60
m 7.29
m 7.29
m 1.50
m 1.50
m 4.86



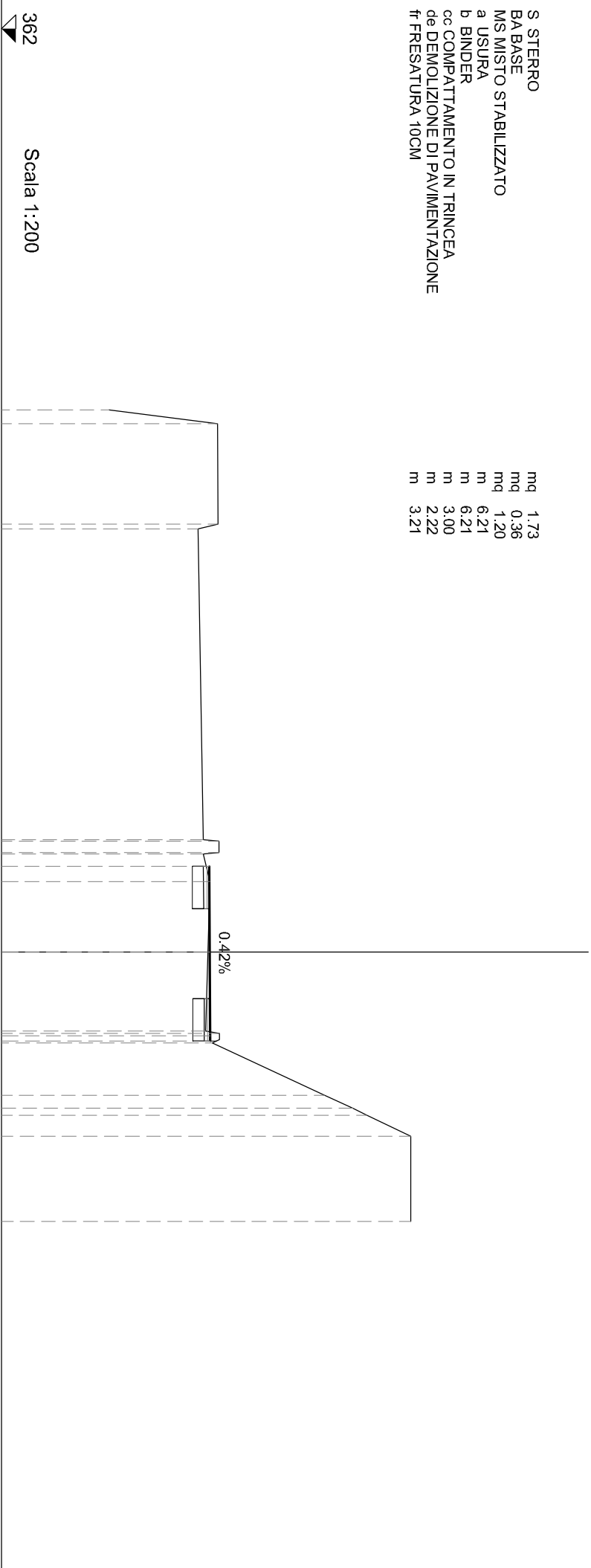
PROGRESSIVE TERRENO	PARZIALI TERRENO	QUOTE TERRENO	PROGRESSIVE PROGETTO	PARZIALI PROGETTO	QUOTE PROGETTO
366.08	1.98	366.07	366.50	3.31	
366.07	2.08	366.50	367.00	0.38	
366.50	3.31	367.00	367.07	0.17	
367.00	0.38	367.07	367.51	0.47	
367.07	0.17	367.51	367.51	0.06	
367.51	0.47	367.51	367.14	9	
367.51	0.06	367.14	367.28	1.66	
367.14	9	367.28	367.28	0.80	
367.28	1.66	367.28	367.39	4.29	
367.28	0.80	367.39	368.68	0.05	
367.39	4.29	368.68	368.68	0.29	
368.68	0.05	368.68	368.23	0.03	
368.68	0.29	368.23	368.24	1.33	
368.23	0.03	368.24	368.24	6.36	
368.24	1.33	368.24	368.29	0.00	
368.24	6.36	368.29	368.34	3.05	
368.29	0.00	368.34	368.36	4.19	
368.34	3.05	368.36	368.47	3.80	
368.36	4.19	368.47	369.18	0.07	
368.47	3.80	369.18	369.16	0.43	
369.18	0.07	369.16	368.49	0.23	
369.16	0.43	368.49	368.49	9.04	
368.49	0.23	368.49	368.72	2.09	
368.49	9.04	368.72	368.70	0.73	
368.72	2.09	368.70	368.75	0.21	
368.70	0.73	368.75	370.09	0.14	
368.75	0.21	370.09	370.10		
370.09	0.14	370.10			

Asse: NV13-TRATTA-1

SEZIONE 31
PROGRESSIVA 580.01

S STERRO
BA BASE
MS MISTO STABILIZZATO
a USURA
b BINDER
cc COMPATTAMENTO IN TRINCEA
de DEMOLIZIONE DI PAVIMENTAZIONE
ff FRESATURA 10CM

mq 1.73
mq 0.36
mq 1.20
m 6.21
m 6.21
m 3.00
m 2.22
m 3.21



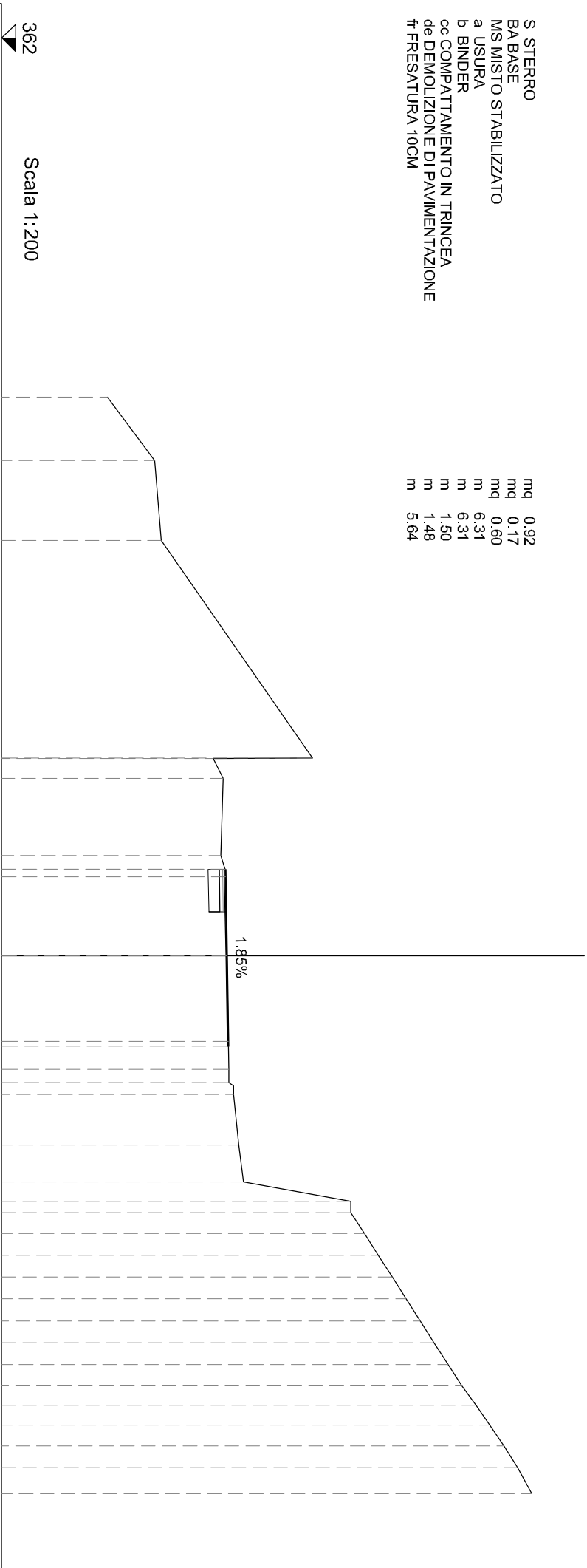
Scala 1:200

PROGRESSIVE TERRENO	-19.30 -18.81	3.57	-15.24 -15.06	11.05	-4.01 -3.95 -3.54 -3.50 -2.52	0.42%	2.81 2.89 3.23	5.09 5.55 5.80 6.56	9.58
PARZIALI TERRENO	0.49	0.18	0.06 0.41 0.04 0.98	5.33	0.08 0.34 1.86 0.46 0.25 0.76	3.02	376.57		
QUOTE TERRENO	365.81 369.69	369.69 368.99	369.18 369.73 369.18 369.41	369.26 369.76 369.50	373.50 374.50 375.00 376.55				
PROGRESSIVE PROGETTO			-3.05	0.00	2.97 3.16				
PARZIALI PROGETTO			3.05	2.97	0.19				
QUOTE PROGETTO			369.40	369.42	369.43 369.43				

Asse: NV13-TRATTA-1

SEZIONE 33
PROGRESSIVA 620.01

- S STERRO mq 0.92
- BA BASE mq 0.17
- MS MISTO STABILIZZATO mq 0.60
- a USURA m 6.31
- b BINDER m 6.31
- cc COMPATTAMENTO IN TRINCEA m 1.50
- de DEMOLIZIONE DI PAVIMENTAZIONE m 1.48
- ff FRESATURA 10CM m 5.64



PROGRESSIVE TERRENO	PARZIALI TERRENO	QUOTE TERRENO	PROGRESSIVE PROGETTO	PARZIALI PROGETTO	QUOTE PROGETTO
362					
	Scala 1:200				
365.78	2.26	367.48	367.72	7.79	
373.15	0.02	369.58	369.94	0.71	
369.58	2.76	369.86	370.00	0.50	
369.94	7.16	370.02	370.02	0.25	
369.86	0.48	370.02	370.07	2.83	
370.00	0.42	370.07	370.13	3.06	
370.31	1.81	370.13	370.13	0.17	
370.50	6.77	370.15			
370.67	0.69	370.15			
374.51	0.40	370.15			
374.51	0.76	370.31			
375.00	0.77	370.50			
375.50	0.78	370.67			
376.00	0.78	374.51			
376.50	0.78	374.51			
377.00	0.78	375.00			
377.50	0.79	375.50			
378.00	0.78	376.00			
378.50	0.77	376.50			
378.50	0.68	377.00			
379.00	0.72	377.50			
379.50	0.75	377.50			
380.00	0.77	378.00			
380.50	0.93	378.50			
381.00		379.00			
		379.50			
		380.00			
		380.50			
		381.00			

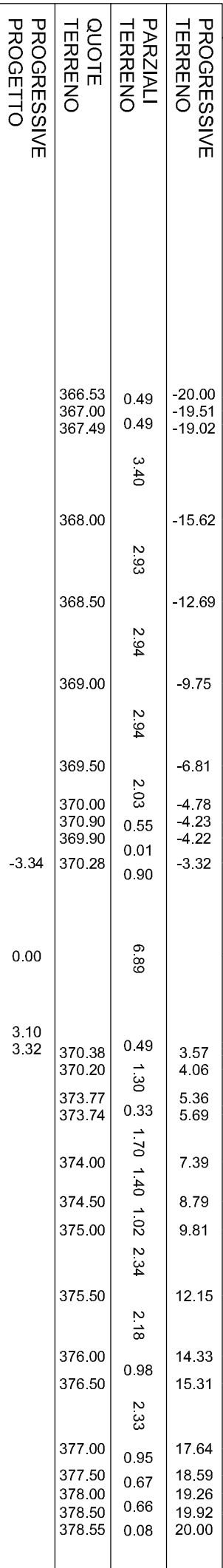
Asse: NV13-TRATTA-1

SEZIONE 34
PROGRESSIVA 640.01

S STERRO
BA BASE
MS MISTO STABILIZZATO
a USURA
b BINDER
cc COMPATTAMENTO IN TRINCEA
de DEMOLIZIONE DI PAVIMENTAZIONE
ff FRESATURA 10CM

mq 0.92
mq 0.18
mq 0.59
m 6.66
m 6.66
m 1.50
m 1.48
m 5.41

363
Scala 1:200



PARZIALI TERRENO	PARZIALI PROGETTO	QUOTE PROGETTO
366.53	3.34	370.28
367.00	3.10	370.33
367.49	0.22	370.37
368.00		370.37
368.50		
369.00		
369.50		
370.00		
370.90		
369.90		
370.28		
370.38		
370.20		
373.77		
373.74		
374.00		
374.50		
375.00		
375.50		
376.00		
376.50		
377.00		
377.50		
378.00		
378.50		
378.55		

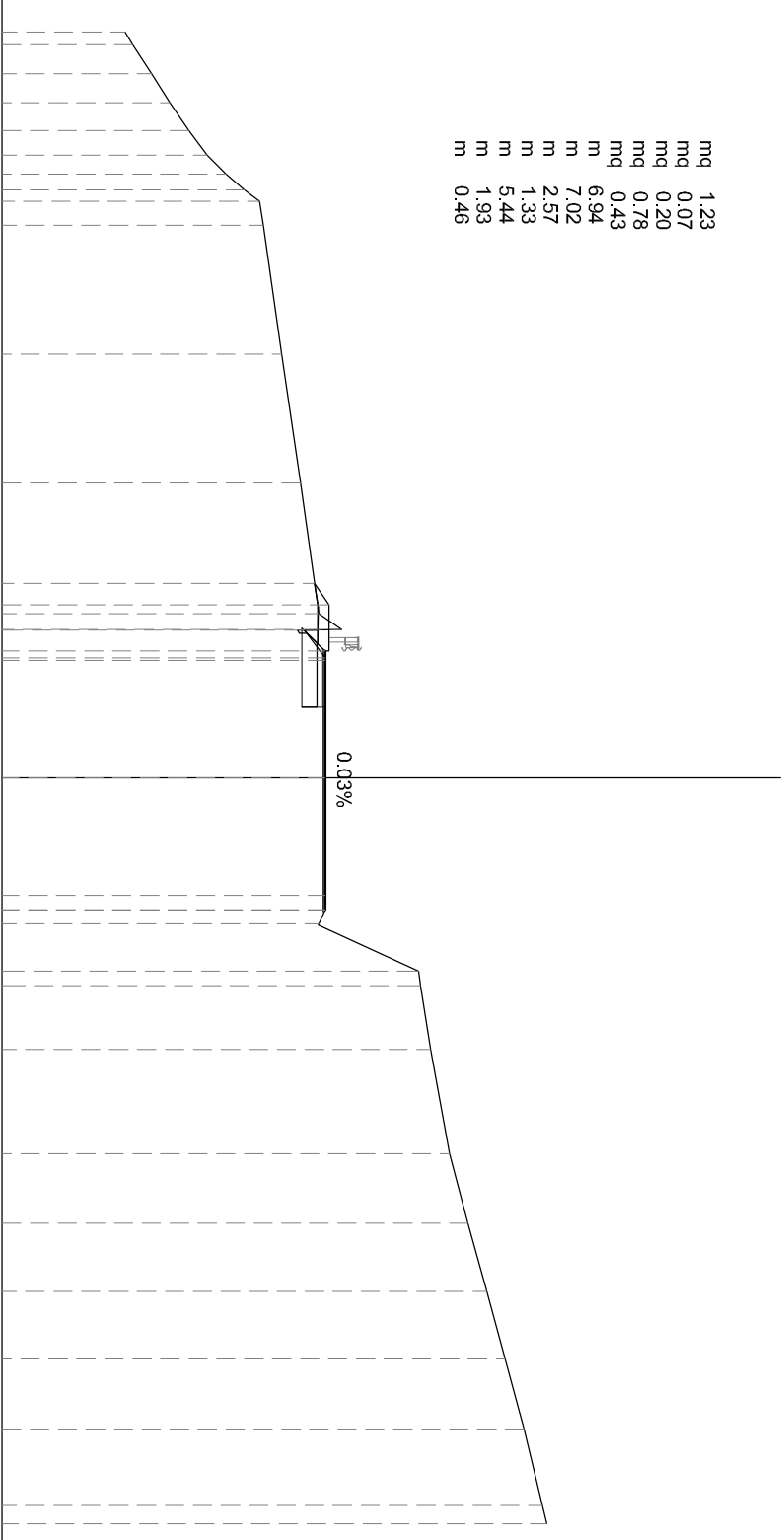
Asse: NV13-TRATTA-1

SEZIONE 36
PROGRESSIVA 680.01

- S STERRO
- R RIPIORTO
- BA BASE
- MS MISTO STABILIZZATO
- VR VEGETALE IN RILEVATO
- a USURA
- b BINDER
- cc COMPATTAMENTO IN TRINCEA
- de DEMOLIZIONE DI PAVIMENTAZIONE
- ff FRESATURA 10CM
- i INERBIMENTO
- sc SCOTICO

- mq 1.23
- mq 0.07
- mq 0.20
- mq 0.78
- mq 0.43
- m 6.94
- m 7.02
- m 2.57
- m 1.33
- m 5.44
- m 1.93
- m 0.46

362
Scala 1:200



PROGRESSIVE TERRENO	PARZIALI TERRENO	QUOTE TERRENO	PROGRESSIVE PROGETTO	PARZIALI PROGETTO	QUOTE PROGETTO
-20.00	0.33		365.30		
-19.67	0.79		365.50		
-18.88	0.76		366.00		
-18.12	0.75		366.50		
-17.37	0.67		367.00		
-16.70	0.51		367.50		
-16.19	0.51		368.00		
-15.78	0.41		368.50		
-15.47	0.31		368.90		
-14.82	0.65		369.00		
-11.36	3.46		369.50		
-7.92	3.44		370.00		
-4.41	3.51		370.50		
-3.98	0.43		371.11		
-3.97	0.01		370.11		
-3.23	0.74		370.66		
3.54	6.77		370.66		
3.90	0.36		370.66		
5.18	1.28		373.18		
5.58	0.40		373.23		
7.28	1.70		373.50		
10.07	2.79		374.00		
11.93	1.86		374.50		
13.77	1.84		375.00		
15.59	1.82		375.50		
17.46	1.87		376.00		
19.51	2.05		376.50		
20.00	0.49		376.61		
			370.39	0.57	
			370.76	1.25	
			370.66	0.25	
			370.66	3.15	
			370.66	3.15	
			370.66	0.39	
			370.66		


Asse: NV13-TRATTA-1

SEZIONE 37
PROGRESSIVA 694.90

- S STERRO
- BA BASE
- MS MISTO STABILIZZATO
- VR VEGETALE IN RILEVATO
- a USURA
- b BINDER
- cc COMPATTAMENTO IN TRINCEA
- de DEMOLIZIONE DI PAVIMENTAZIONE
- fr FRESATURA 10CM
- i INERBIMENTO
- sc SCOTICO

- mq 2.43
- mq 0.44
- mq 1.60
- mq 0.48
- m 7.18
- m 7.26
- m 5.30
- m 3.08
- m 3.50
- m 2.04
- m 0.31

362
Scala 1:200



PARZIALI TERRENO	PARZIALI PROGETTO	QUOTE PROGETTO
0.66	0.66	370.43
1.25	1.25	370.87
0.35	0.35	370.77
3.22	3.22	370.77
3.29	3.29	370.71
0.32	0.32	370.66
		370.65


Asse: NV13-TRATTA-1

SEZIONE 38
 PROGRESSIVA 697.31

- S STERRO
- BA BASE
- MS MISTO STABILIZZATO
- VR VEGETALE IN RILEVATO
- a USURA
- b BINDER
- cc COMPATTAMENTO IN TRINCEA
- de DEMOLIZIONE DI PAVIMENTAZIONE
- fr FRESATURA 10CM
- i INERBIMENTO
- sc SCOTICO

- mq 4.61
- mq 0.84
- mq 3.04
- mq 0.49
- m 7.24
- m 7.32
- m 8.71
- m 7.11
- m 0.01
- m 2.15
- m 0.49

362
 Scala 1:200



PROGRESSIVE TERRENO	PROGRESSIVE	PROGRESSIVE
-20.00	-20.00	-20.00
-19.63	-19.63	-19.63
-19.35	-19.35	-19.35
-19.12	-19.12	-19.12
-18.92	-18.92	-18.92
-18.74	-18.74	-18.74
-18.42	-18.42	-18.42
-17.75	-17.75	-17.75
-13.87	-13.87	-13.87
-9.65	-9.65	-9.65
-7.67	-7.67	-7.67
-5.04	-5.04	-5.04
-3.07	-3.07	-3.07
3.48	3.48	3.48
3.81	3.81	3.81
4.94	4.94	4.94
5.34	5.34	5.34
5.97	5.97	5.97
9.54	9.54	9.54
12.56	12.56	12.56
15.74	15.74	15.74
18.86	18.86	18.86
20.00	20.00	20.00

PARZIALI TERRENO	PARZIALI	PARZIALI
0.37	0.37	0.37
0.28	0.28	0.28
0.23	0.23	0.23
0.20	0.20	0.20
0.18	0.18	0.18
0.32	0.32	0.32
0.67	0.67	0.67
3.88	3.88	3.88
4.22	4.22	4.22
1.98	1.98	1.98
2.63	2.63	2.63
1.97	1.97	1.97
6.55	6.55	6.55
0.33	0.33	0.33
1.13	1.13	1.13
0.40	0.40	0.40
0.63	0.63	0.63
3.57	3.57	3.57
9.54	9.54	9.54
3.02	3.02	3.02
3.18	3.18	3.18
3.12	3.12	3.12
1.14	1.14	1.14

QUOTE TERRENO	QUOTE	QUOTE
365.57	365.57	365.57
366.00	366.00	366.00
366.50	366.50	366.50
367.00	367.00	367.00
367.50	367.50	367.50
368.00	368.00	368.00
368.42	368.42	368.42
368.50	368.50	368.50
369.00	369.00	369.00
369.50	369.50	369.50
370.00	370.00	370.00
370.50	370.50	370.50
370.78	370.78	370.78
370.65	370.65	370.65
370.50	370.50	370.50
372.95	372.95	372.95
372.93	372.93	372.93
373.00	373.00	373.00
373.50	373.50	373.50
374.00	374.00	374.00
374.50	374.50	374.50
375.00	375.00	375.00
375.18	375.18	375.18

PROGRESSIVE PROGETTO	PROGRESSIVE	PROGRESSIVE
-5.62	-5.62	-5.62
-4.87	-4.87	-4.87
-3.62	-3.62	-3.62
-3.25	-3.25	-3.25
0.00	0.00	0.00
3.31	3.31	3.31
3.62	3.62	3.62

PARZIALI PROGETTO	PARZIALI	PARZIALI
0.75	0.75	0.75
1.25	1.25	1.25
0.37	0.37	0.37
3.25	3.25	3.25
3.31	3.31	3.31
0.31	0.31	0.31

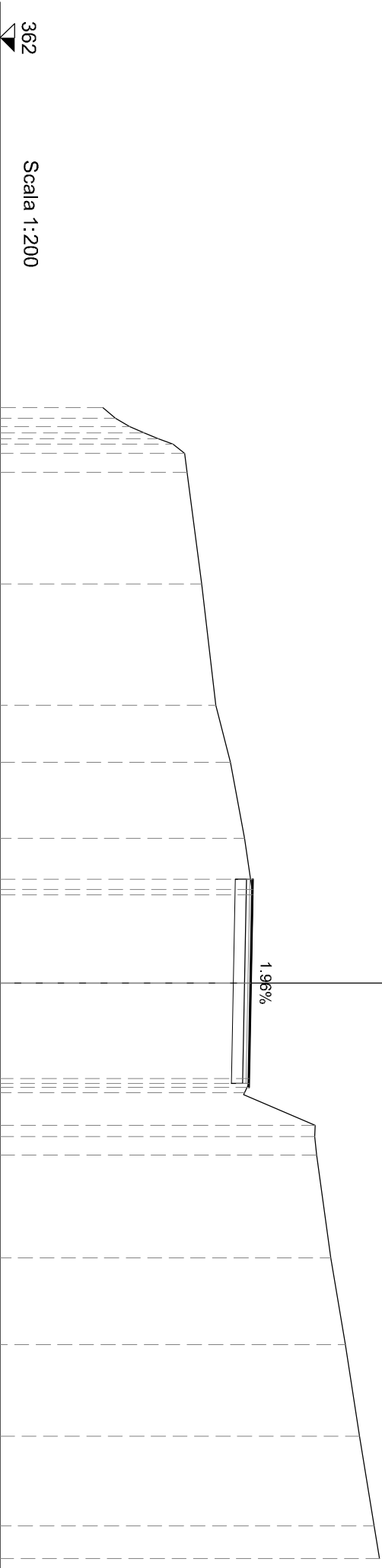
QUOTE PROGETTO	QUOTE	QUOTE
370.39	370.39	370.39
370.89	370.89	370.89
370.79	370.79	370.79
370.78	370.78	370.78
370.72	370.72	370.72
370.65	370.65	370.65
370.65	370.65	370.65

Asse: NV13-TRATTA-1

SEZIONE 38a
PROGRESSIVA 697.31

- S STERRO
- BA BASE
- MS MISTO STABILIZZATO
- a USURA
- b BINDER
- cc COMPATTAMENTO IN TRINCEA
- de DEMOLIZIONE DI PAVIMENTAZIONE
- ff FRESATURA 10CM

mq	4.39
mq	0.85
mq	2.85
m	7.24
m	7.24
m	7.11
m	7.11
m	0.01

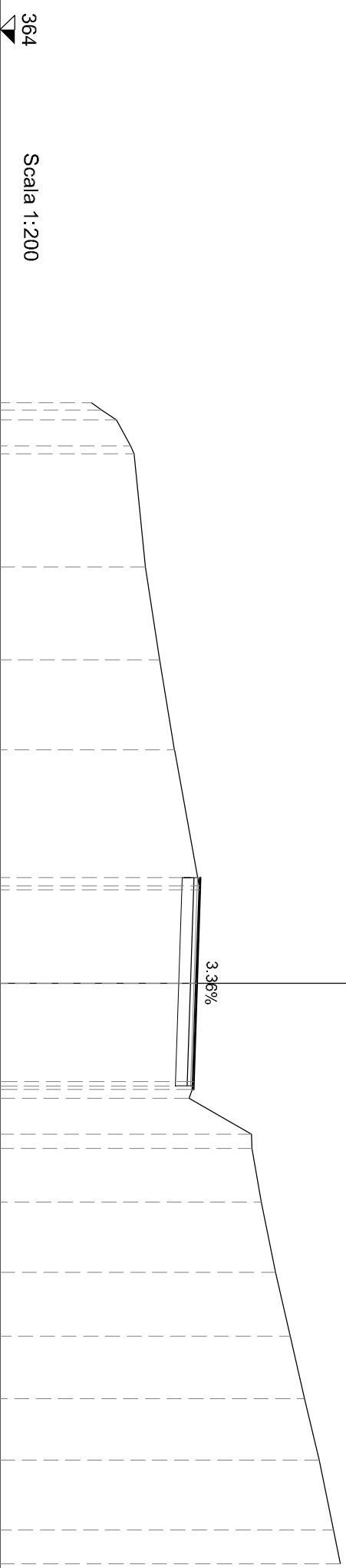


PROGRESSIVE TERRENO	362		Scala 1:200		-20.00 -19.63 -19.35 -19.12 -18.92 -18.74 -18.42 -17.75			-13.87 -9.65 -7.67 -5.04 -3.07		1.98%		3.48 3.81 4.94 5.34 5.97		9.54 12.56 15.74 18.86 20.00
PARZIALI TERRENO					0.37 0.28 0.23 0.20 0.18 0.32			0.67 3.88 4.22 1.98 2.63 1.97				6.55 0.33 1.13 0.40 0.63		
QUOTE TERRENO					365.57 366.00 366.50 367.00 367.50 368.00 368.42 368.50			369.00 369.50 370.00 370.50 370.78				370.65 370.50 372.95 372.93 373.00		
PROGRESSIVE PROGETTO								-3.62 -3.25 0.00 3.31 3.62						
PARZIALI PROGETTO								0.37 3.25 3.31 0.31						
QUOTE PROGETTO								370.79 370.78 370.72 370.65 370.65						

Asse: NV13-TRATTA-1

SEZIONE 39
PROGRESSIVA 706.11

- S STERRO mq 4.44
- BA BASE mq 0.86
- MS MISTO STABILIZZATO mq 2.87
- a USURA m 7.30
- b BINDER m 7.30
- cc COMPATTAMENTO IN TRINCEA m 7.17
- de DEMOLIZIONE DI PAVIMENTAZIONE m 7.17
- ff FRESATURA 10CM m 0.00
- sc SCOTICO m 0.00

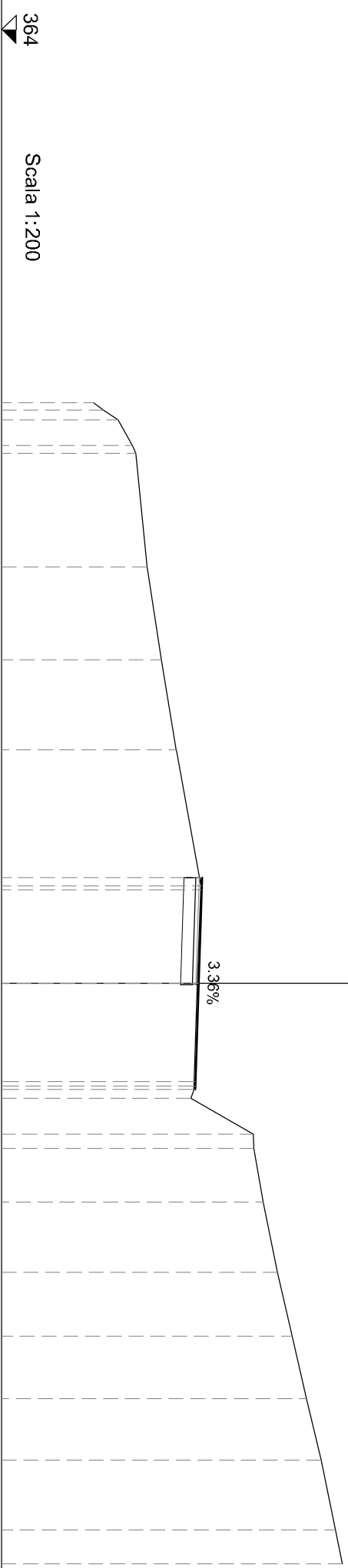


PROGRESSIVE TERRENO	-20.00	-19.75	-19.42	-18.52	-18.25	-14.35	-11.15	-8.04	-3.22	3.53	5.20	7.54	9.96	12.16	14.31	16.42	18.83	20.00
PARZIALI TERRENO	0.25	0.33	0.90	0.27	3.90	3.20	3.11	4.82	6.75	0.43	1.24	1.86	2.42	2.20	2.15	2.11	2.41	1.17
QUOTE TERRENO	367.15	367.50	368.00	368.50	368.62	369.00	369.50	370.00	370.89	370.66	372.67	373.00	373.50	374.00	374.50	375.00	375.50	375.73
PROGRESSIVE PROGETTO										-3.64	-3.36	0.00	3.39	3.66				
PARZIALI PROGETTO										0.28	3.36	3.39	0.27					
QUOTE PROGETTO										370.90	370.89	370.78	370.67	370.66				

Asse: NV13-TRATTA-1

SEZIONE 39a
PROGRESSIVA 706.12

- S STERRO mq 2,28
- BA BASE mq 0,44
- MS MISTO STABILIZZATO mq 1,48
- a USURA m 7,30
- b BINDER m 7,30
- cc COMPATTAMENTO IN TRINCEA m 3,69
- de DEMOLIZIONE DI PAVIMENTAZIONE m 3,27
- ff FRESATURA 10CM m 3,48



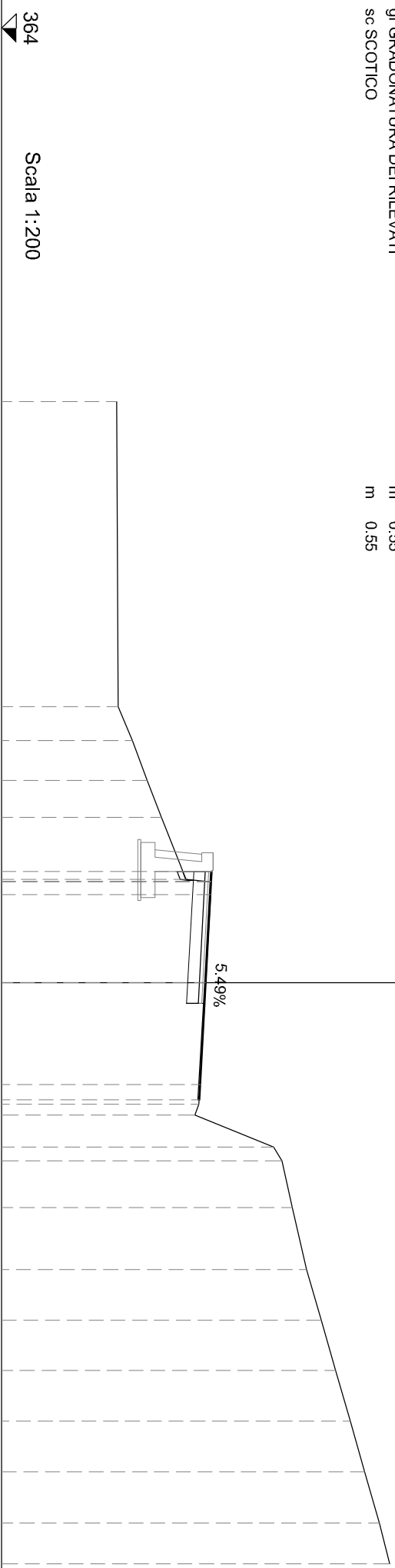
PROGRESSIVE TERRENO	-20.00	-19.75	-19.42	-18.53	-18.27	-14.35	-11.15	-8.05	-3.22	3.53	3.96	5.20	5.68	7.54	9.95	12.16	14.31	16.42	18.83	20.00
PARZIALI TERRENO	0.25	0.33	0.89	0.26	3.92	3.20	3.10	4.83	6.75	0.43	1.24	0.48	1.86	2.41	2.21	2.15	2.11	2.41	1.17	
QUOTE TERRENO	367.16	367.50	368.00	368.50	368.62	369.00	369.50	370.00	370.89	370.66	370.51	372.67	372.68	373.00	373.50	374.00	374.50	375.00	375.50	375.73
PROGRESSIVE PROGETTO									-3.64	-3.36	0.00	3.39	3.66							
PARZIALI PROGETTO									0.28	3.36	3.39	0.27								
QUOTE PROGETTO									370.90	370.89	370.78	370.67	370.66							

Asse: NV13-TRATTA-1

SEZIONE 41 PROGRESSIVA 740.01

- S STERRO
- R RIPIORTO
- BA BASE
- MS MISTO STABILIZZATO
- a USURA
- b BINDER
- cc COMPATTAMENTO IN TRINCEA
- de DEMOLIZIONE DI PAVIMENTAZIONE
- fr FRESATURA 10CM
- gr GRADONATURA DEI RILEVATI
- sc SCOTTICO

- mq 2.62
- mq 0.09
- mq 0.54
- mq 1.82
- m 7.86
- m 7.86
- m 4.24
- m 3.75
- m 3.47
- m 0.55
- m 0.55



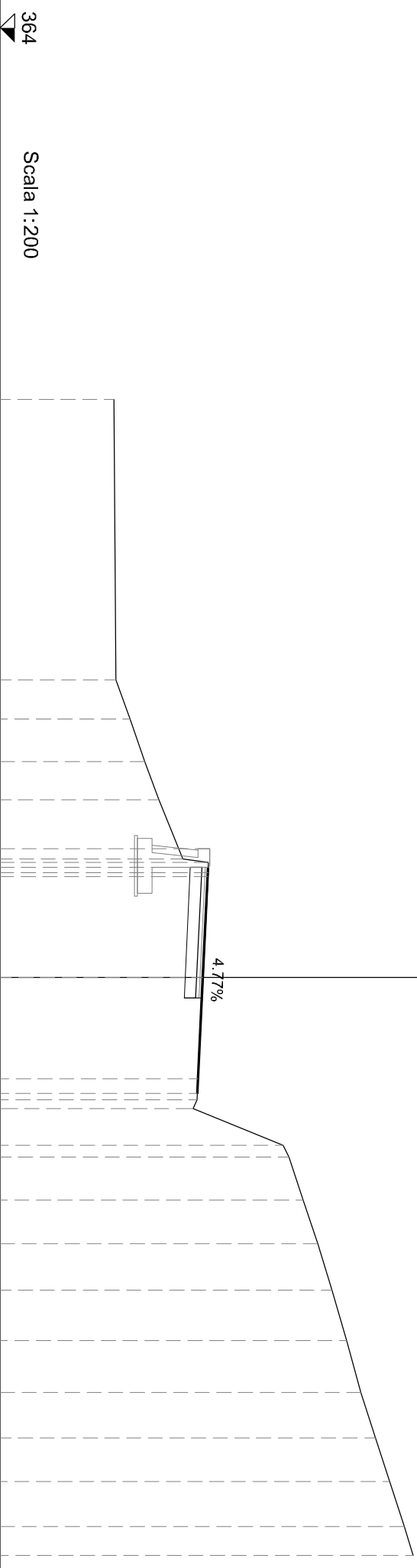
PROGRESSIVE TERRENO	PARZIALI TERRENO	QUOTE TERRENO	PROGRESSIVE PROGETTO	PARZIALI PROGETTO	QUOTE PROGETTO
364					
367.95	10.49		371.23	0.33	
368.00	1.18	370.34	371.21	3.50	
368.50	1.36	371.19		3.50	
369.00	1.27	371.19	371.02	3.50	
369.50	2.15	371.19	370.83	0.53	
370.34	0.08		370.80		
371.19	0.43				
371.19	7.22				
370.79	0.36	3.50			
370.65	1.11	4.03			
373.36	0.48				
373.64	1.61				
374.00	2.14				
374.50	1.74				
375.00	1.73				
375.50	1.74				
376.00	1.74				
376.50	1.77				
377.00	1.40				
377.36					

Asse: NV13-TRATTA-1

SEZIONE 42a PROGRESSIVA 757.79

- S STERRO
- BA BASE
- MS MISTO STABILIZZATO
- a USURA
- b BINDER
- cc COMPATTAMENTO IN TRINCEA
- de DEMOLIZIONE DI PAVIMENTAZIONE
- ff FRESATURA 10CM

- mq 2.80
- mq 0.54
- mq 1.81
- m 7.83
- m 7.83
- m 4.52
- m 4.34
- m 3.53



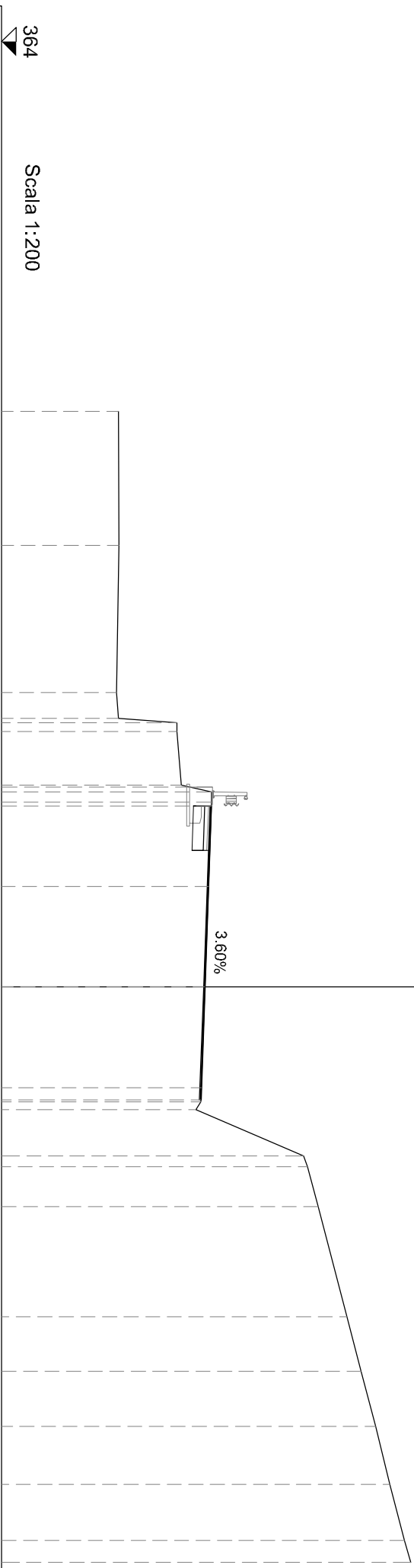
PROGRESSIVE TERRENO	PARZIALI TERRENO	QUOTE TERRENO	PROGRESSIVE PROGETTO	PARZIALI PROGETTO	QUOTE PROGETTO
364	367.95	367.95	368.00	368.00	371.26
			368.50	368.50	371.21
			369.00	369.00	371.20
			369.50	369.50	
			370.33	370.33	0.65
			371.20	371.20	0.31
			371.20	371.20	3.50
			371.03	371.03	0.00
			370.86	370.86	3.50
			370.84	370.84	0.52

Asse: NV13-TRATTA-1

SEZIONE 43
PROGRESSIVA 780.01

S STERRO
 BA BASE
 MS MISTO STABILIZZATO
 a USURA
 b BINDER
 cc COMPATTAMENTO IN TRINCEA
 de DEMOLIZIONE DI PAVIMENTAZIONE
 ff FRESATURA 10CM

m^q 0.95
 m^q 0.19
 m^q 0.61
 m 10.22
 m 10.22
 m 1.54
 m 1.54
 m 8.74

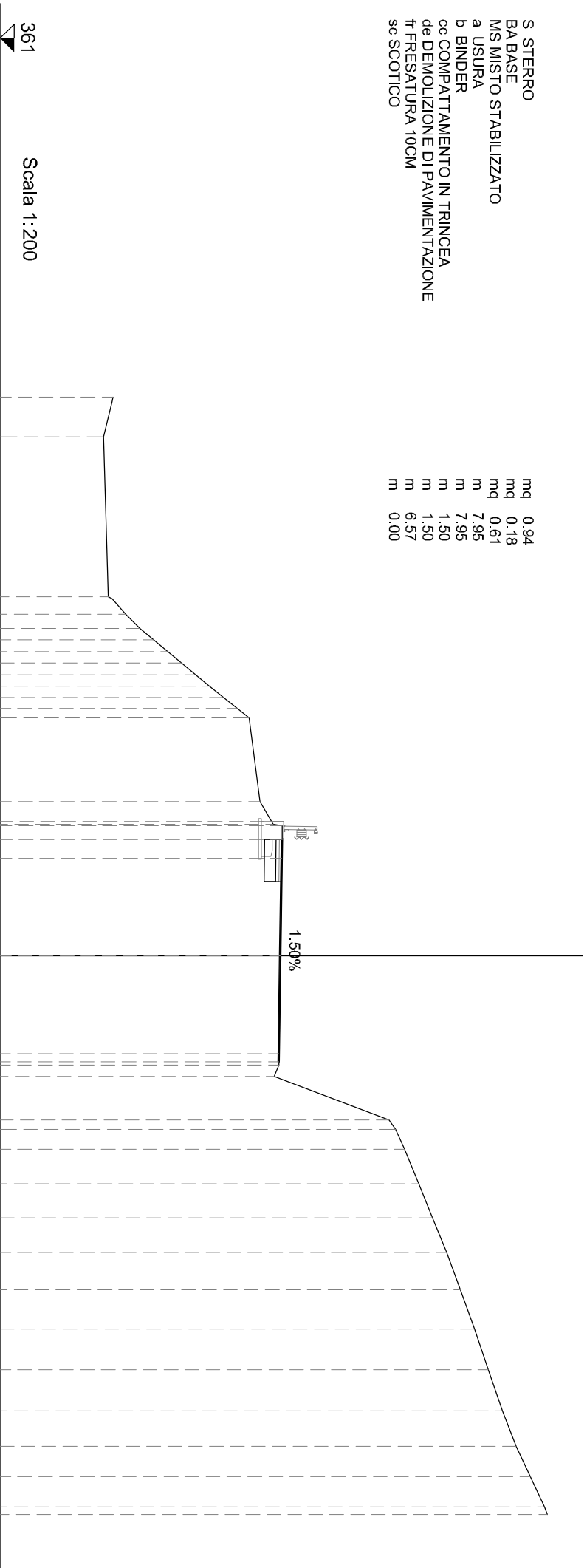


364
 Scala 1:200

PROGRESSIVE TERRENO	PARZIALI TERRENO	QUOTE TERRENO	PROGRESSIVE PROGETTO	PARZIALI PROGETTO	QUOTE PROGETTO
-20.00	4.66	368.05	-6.94	0.65	371.33
-15.34	5.10	368.07	-6.29	2.79	371.28
-10.24	0.90	367.99	-3.50	3.50	371.18
-9.34	0.15	368.06	0.00	3.50	371.06
-9.19	0.30	370.10	0.00	3.50	370.93
-8.89	0.30	370.10	3.50	0.43	370.92
-7.02	1.87	370.24	3.93		
-6.77	0.25	371.29	3.93		
-6.43	0.34	371.29			
3.99	10.42	370.91			
4.27	0.28	370.75			
5.88	1.61	374.49			
6.25	0.37	374.63			
7.64	1.39	375.00			
11.46	3.82	376.00			
13.36	1.90	376.50			
15.27	1.91	377.00			
17.28	2.01	377.50			
19.24	1.96	378.00			
20.00	0.76	378.23			

S STERRO
BA BASE
MS MISTO STABILIZZATO
a USURA
b BINDER
cc COMPATTAMENTO IN TRINCEA
de DEMOLIZIONE DI PAVIMENTAZIONE
ff FRESATURA 10CM
sc SCOTICO

mq 0.94
mq 0.18
mq 0.61
m 7.95
m 7.95
m 1.50
m 1.50
m 6.57
m 0.00



Scala 1:200

361

PROGRESSIVE TERRENO	PARZIALI TERRENO	QUOTE TERRENO	PROGRESSIVE PROGETTO	PARZIALI PROGETTO	QUOTE PROGETTO
-20.00	1.42	365.05	-4.81	0.65	371.16
-18.58	5.72	364.71	-4.16	0.66	371.11
	0.63		-3.50	3.50	371.10
	0.50		0.00	3.50	371.04
	0.42	364.88	3.50	0.29	370.99
	0.41	365.50	3.79		370.99
	0.41	366.00			
	0.42	366.50			
	0.41	367.00			
	0.41	367.50			
	0.41	368.00			
	0.40	368.50			
	0.39	369.00			
	0.35	369.50			
	2.99	369.92			
	0.82	370.31			
	0.05	370.78			
	0.49	371.10			
		371.11			
	8.08				
	0.41				
	1.56	370.98			
	0.34	370.82			
	0.71	374.94			
	1.22	375.17			
	1.22	375.50			
	8.15	376.00			
	9.38	376.50			
	10.62	377.00			
	11.95	377.50			
	13.37	378.00			
	14.81	378.50			
	16.29	379.00			
	17.57	379.50			
	18.64	380.00			
	19.73	380.50			
	20.00	380.61			
	0.27				

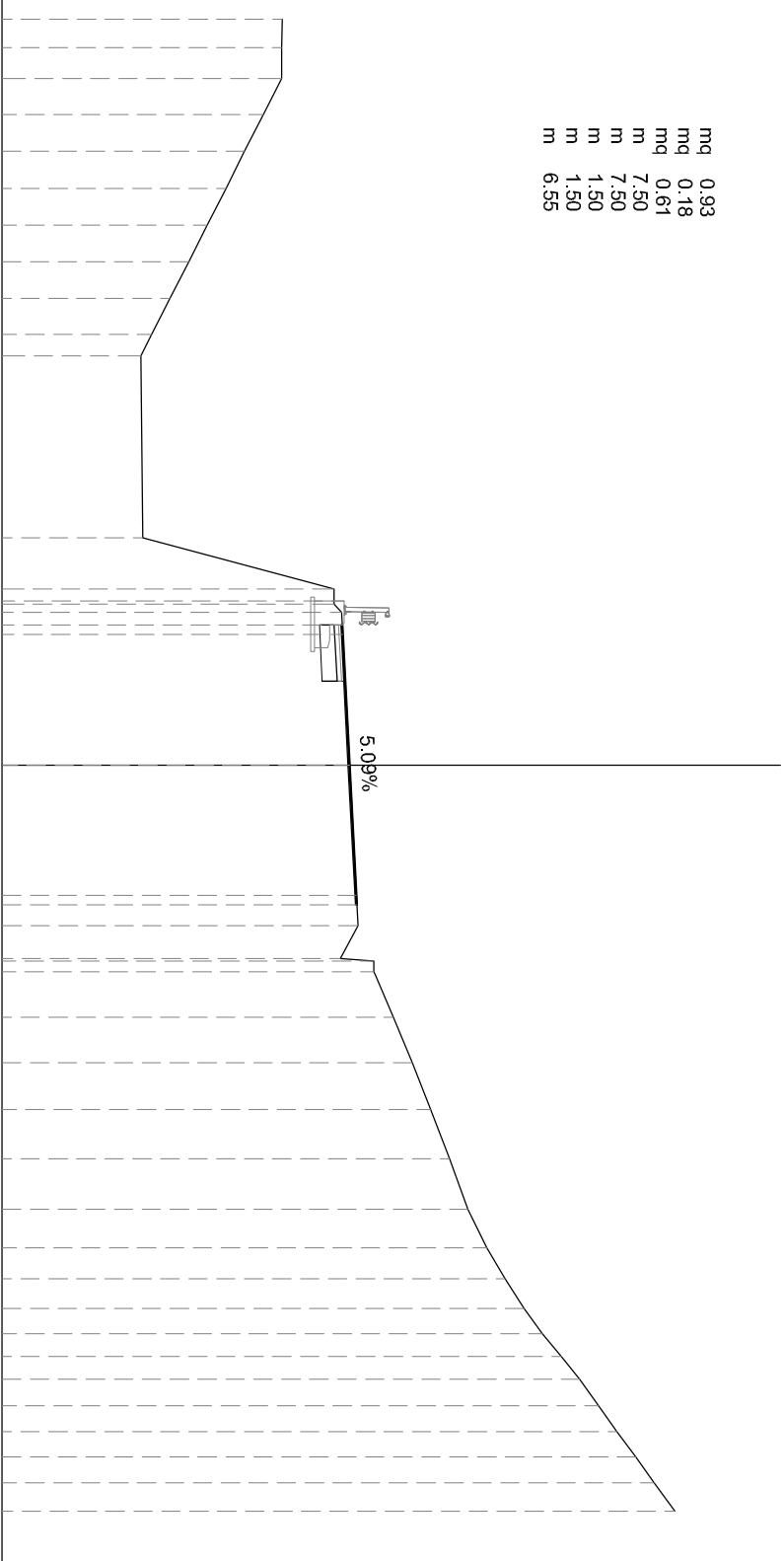
Asse: NV13-TRATTA-1

SEZIONE 46
PROGRESSIVA 840.01

S STERRO
BA BASE
MS MISTO STABILIZZATO
a USURA
b BINDER
cc COMPATTAMENTO IN TRINCEA
de DEMOLIZIONE DI PAVIMENTAZIONE
ff FRESATURA 10CM

m^q 0.93
m^q 0.18
m^q 0.61
m 7.50
m 7.50
m 1.50
m 1.50
m 6.55

362
Scala 1:200

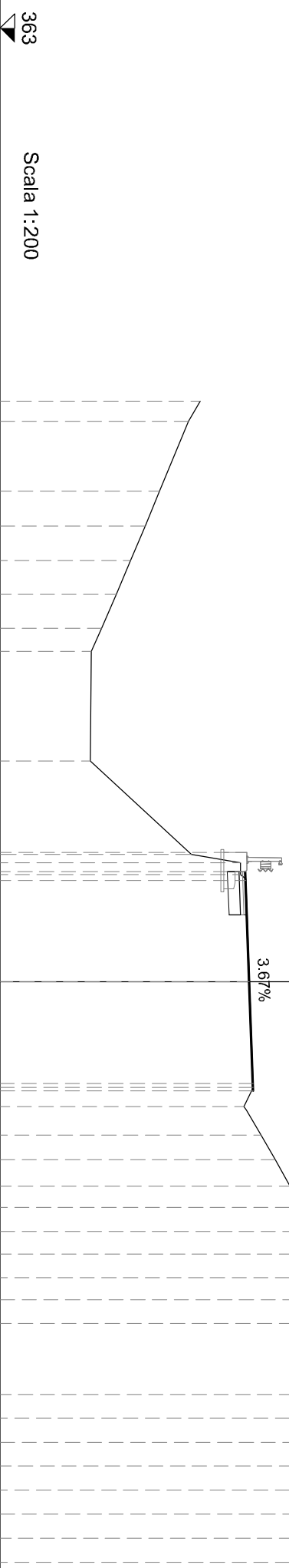


PROGRESSIVE TERRENO	369.52	369.50	369.49	369.00	368.50	368.00	367.50	367.00	366.50	366.00	365.71	365.77	370.91	370.91	371.11	371.18	371.13	371.14	371.32	371.50	371.51
QUOTE TERRENO	0.75	0.83	0.97	0.99	0.99	0.98	0.98	0.98	0.97	0.58	0.58	1.39	0.40	0.21	0.21	0.65	0.25	0.25	0.00	0.25	0.25
PROGRESSIVE PROGETTO													-4.41	-3.76	-3.51						
PARZIALI TERRENO												4.87									
PARZIALI PROGETTO												1.39				3.51			3.49		
QUOTE PROGETTO																					

Asse: NV13-TRATTA-1

SEZIONE 47
PROGRESSIVA 860.01

S STERRO
 BA BASE mq 0.90
 MS MISTO STABILIZZATO mq 0.19
 a USURA mq 0.59
 b BINDER m 7.55
 cc COMPATTAMENTO IN TRINCEA m 7.55
 de DEMOLIZIONE DI PAVIMENTAZIONE m 1.50
 ff FRESATURA 10CM m 1.25
 m 5.93

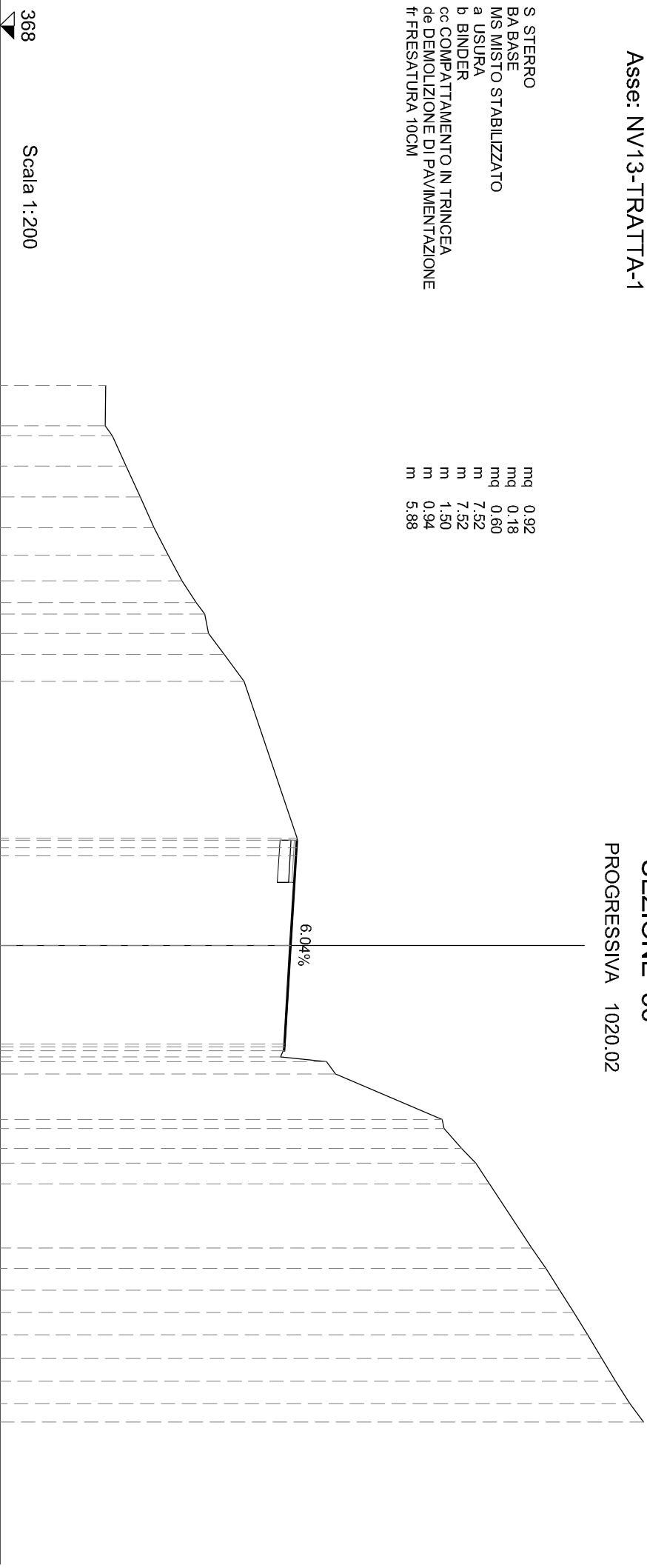


PROGRESSIVE TERRENO	PARZIALI TERRENO	QUOTE TERRENO	PROGRESSIVE PROGETTO	PARZIALI PROGETTO	QUOTE PROGETTO
-20.00	0.69	369.90	-4.45	0.65	371.51
-19.31	2.41	369.50	-3.80	0.30	371.46
-16.90	1.20	368.50	-3.50	3.50	371.47
-15.70	1.18	368.00	0.00	3.50	371.60
-14.52	1.17	367.50	3.50	0.25	371.73
-13.35	1.16	367.00	3.75		371.74
-12.19	0.81	366.50			
-11.38	3.77	366.14			
-7.61	3.22	366.12			
-4.39	0.29	369.61			
-4.10	0.40	371.29			
-3.70	7.33	371.29			
3.63	0.66	371.74			
4.29	0.99	371.42			
5.28	0.85	372.00			
6.13	0.91	372.50			
7.04	0.74	373.00			
7.78	0.82	373.50			
8.60	0.77	374.00			
9.37	0.82	374.50			
10.19	0.76	375.00			
10.95	0.81	375.50			
11.76	2.46	376.00			
14.22	0.82	377.50			
15.04	0.82	378.00			
15.86	0.82	378.50			
16.68	0.83	379.00			
17.51	0.83	379.50			
18.34	0.83	380.00			
19.17	0.83	380.50			
20.00	0.83	381.00			

Asse: NV13-TRATTA-1

SEZIONE 56
PROGRESSIVA 1020.02

- S STERRO mq 0.92
- BA BASE mq 0.18
- MS MISTO STABILIZZATO mq 0.60
- a USURA m 7.52
- b BINDER m 7.52
- cc COMPATTAMENTO IN TRINCEA m 1.50
- de DEMOLIZIONE DI PAVIMENTAZIONE m 0.94
- ff FRESATURA 10CM m 5.88



PROGRESSIVE TERRENO	PARZIALI TERRENO	QUOTE TERRENO	PROGRESSIVE PROGETTO	PARZIALI PROGETTO	QUOTE PROGETTO
368					
371.77	1.42	0.38	371.75	0.27	0.27
372.00	0.38	1.08	372.00	3.49	3.49
372.50	1.08	1.08	372.50	3.51	3.51
373.00	1.08	1.11	373.00	0.25	0.25
373.50	1.11	0.98	373.50		
374.00	0.98	0.93	374.00		
374.50	0.93	0.77	374.50		
375.00	0.77	0.41	375.00		
375.30	0.41	0.69	375.30		
375.45	0.69	0.74	375.45		
376.00	0.74	0.96	376.00		
376.72	0.96	5.61	376.72		
	5.61	0.64	378.62		
	0.64	6.82	378.60		
	6.82	0.35	378.39		
	0.35	0.18	378.39		
	0.18	0.43	378.18		
	0.43	1.62	378.16		
	1.62	0.33			
	0.33	0.72			
	0.72	0.52			
	0.52	0.75			
	0.75	2.27			
	2.27	0.75			
	0.75	0.77			
	0.77	0.79			
	0.79	0.81			
	0.81	0.83			
	0.83	0.83			
	0.83	0.79			
	0.79	0.66			
	0.66				

Asse: NV13-TRATTA-1

SEZIONE 60a
PROGRESSIVA 1101.06

- S STERRO
- BA BASE
- MS MISTO STABILIZZATO
- a USURA
- b BINDER
- cc COMPATTAMENTO IN TRINCEA
- de DEMOLIZIONE DI PAVIMENTAZIONE
- ff FRESATURA 10CM

- mq 4.69
- mq 0.90
- mq 3.05
- m 7.52
- m 7.52
- m 7.52
- m 0.10

370
Scala 1:200

PROGRESSIVE TERRENO	-18.68	-17.42	-16.47	-15.49	-14.87	-9.07	-8.66	-8.41	-8.16	-7.92	-7.69	-7.46	-7.23	-7.01	-6.78	-6.55	-6.10	-5.99	-4.80	-4.36	3.67	4.49	5.42	5.72	6.44	7.94	8.22	8.44	8.85	9.11	10.18	11.45	12.77	14.02	15.19	16.42	18.02	19.77	20.00
---------------------	--------	--------	--------	--------	--------	-------	-------	-------	-------	-------	-------	-------	-------	-------	-------	-------	-------	-------	-------	-------	------	------	------	------	------	------	------	------	------	------	-------	-------	-------	-------	-------	-------	-------	-------	-------

PARZIALI TERRENO	1.26	0.95	0.98	0.62	5.80	0.41	0.25	0.24	0.23	0.23	0.23	0.23	0.22	0.23	0.23	0.23	0.45	0.11	1.19	0.44	8.03	0.82	0.93	0.30	0.72	1.50	0.28	0.22	0.41	0.26	1.07	1.27	1.32	1.25	1.17	1.23	1.60	1.75	0.23
------------------	------	------	------	------	------	------	------	------	------	------	------	------	------	------	------	------	------	------	------	------	------	------	------	------	------	------	------	------	------	------	------	------	------	------	------	------	------	------	------

QUOTE TERRENO	375.60	375.00	374.50	374.00	373.71	373.50	373.48	374.00	374.50	375.00	375.50	376.00	376.50	377.00	377.50	378.00	379.00	379.26	379.50	379.56	380.08	380.03	380.42	381.51	382.00	383.00	383.28	382.97	383.00	383.50	384.00	384.50	385.00	385.50	386.00	386.50	387.00	387.50	387.57
---------------	--------	--------	--------	--------	--------	--------	--------	--------	--------	--------	--------	--------	--------	--------	--------	--------	--------	--------	--------	--------	--------	--------	--------	--------	--------	--------	--------	--------	--------	--------	--------	--------	--------	--------	--------	--------	--------	--------	--------

PROGRESSIVE PROGETTO																	-4.40	-3.75	-3.50	0.00	3.50	3.77	3.80.08	3.80.03	3.80.42	3.81.51	3.82.00	3.83.00	3.83.28	3.82.97	3.83.00	3.83.50	3.84.00	3.84.50	3.85.00	3.85.50	3.86.00	3.86.50	3.87.00	3.87.50	3.87.57
----------------------	--	--	--	--	--	--	--	--	--	--	--	--	--	--	--	--	-------	-------	-------	------	------	------	---------	---------	---------	---------	---------	---------	---------	---------	---------	---------	---------	---------	---------	---------	---------	---------	---------	---------	---------

PARZIALI PROGETTO																	0.65	0.25	3.50	0.00	3.50	0.27	3.50	3.80.07	3.80.09	3.80.42	3.81.51	3.82.00	3.83.00	3.83.28	3.82.97	3.83.00	3.83.50	3.84.00	3.84.50	3.85.00	3.85.50	3.86.00	3.86.50	3.87.00	3.87.50	3.87.57
-------------------	--	--	--	--	--	--	--	--	--	--	--	--	--	--	--	--	------	------	------	------	------	------	------	---------	---------	---------	---------	---------	---------	---------	---------	---------	---------	---------	---------	---------	---------	---------	---------	---------	---------	---------

QUOTE PROGETTO																	0.65	0.25	3.50	0.00	3.50	0.27	3.50	3.80.07	3.80.09	3.80.42	3.81.51	3.82.00	3.83.00	3.83.28	3.82.97	3.83.00	3.83.50	3.84.00	3.84.50	3.85.00	3.85.50	3.86.00	3.86.50	3.87.00	3.87.50	3.87.57
----------------	--	--	--	--	--	--	--	--	--	--	--	--	--	--	--	--	------	------	------	------	------	------	------	---------	---------	---------	---------	---------	---------	---------	---------	---------	---------	---------	---------	---------	---------	---------	---------	---------	---------	---------

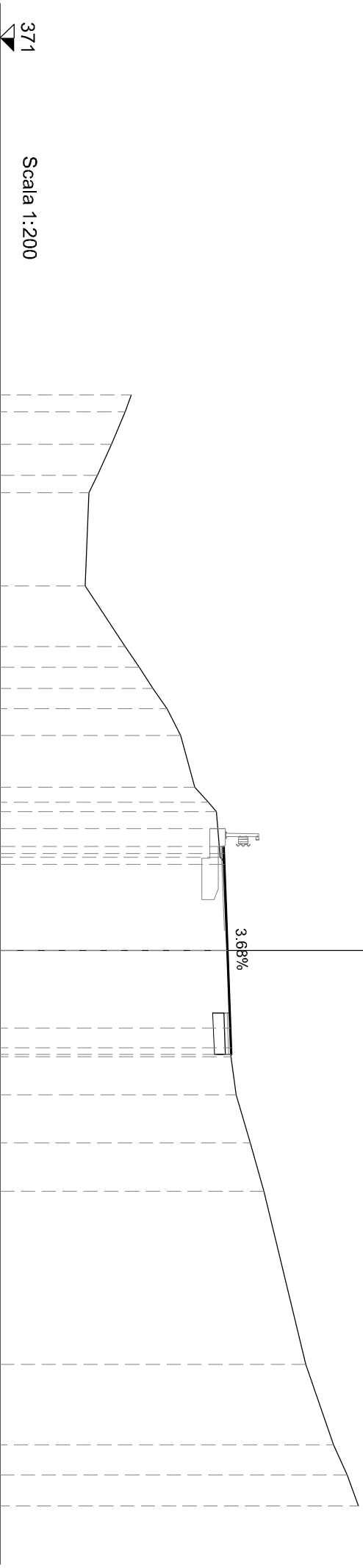
5.73%



Asse: NV13-TRATTA-1

SEZIONE 63
PROGRESSIVA 1136.87

- S STERRO mq 0.92
- BA BASE mq 0.18
- MS MISTO STABILIZZATO mq 0.60
- a USURA m 7.50
- b BINDER m 7.50
- cc COMPATTAMENTO IN TRINCEA m 1.50
- de DEMOLIZIONE DI PAVIMENTAZIONE m 2.94
- ff FRESATURA 10CM m 2.96



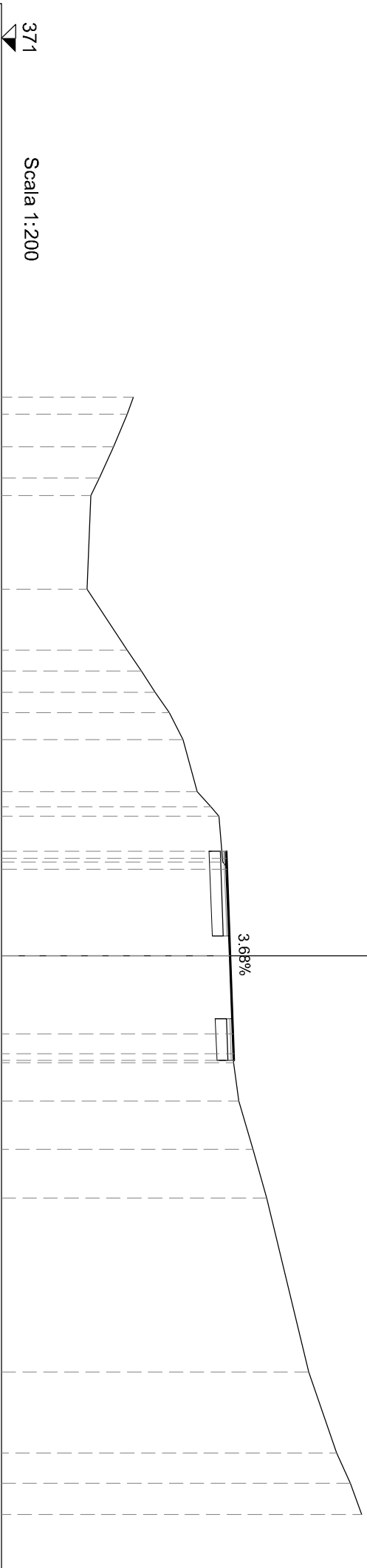
PROGRESSIVE TERRENO	PROGRESSIVE PROGETTO	QUOTE TERRENO	QUOTE PROGETTO
375.72	375.72	0.60	0.60
375.50	375.50	1.17	1.17
375.00	375.00	1.11	1.11
374.50	374.20	0.64	0.64
374.20	374.20	3.35	3.35
374.06	374.06	2.18	2.18
375.50	375.50	0.75	0.75
376.00	376.00	0.75	0.75
376.50	376.50	0.75	0.75
377.00	377.00	0.95	0.95
377.50	377.50	1.87	1.87
378.00	378.00	0.54	0.54
378.50	378.50	0.33	0.33
378.78	378.91	1.65	1.65
378.91	379.08	0.25	0.25
379.08	379.08	5.90	5.90
379.29	379.32	1.03	1.03
379.32	379.32	1.38	1.38
379.50	379.50	1.72	1.72
380.00	380.00	1.75	1.75
380.50	380.50	6.24	6.24
382.00	382.00	2.88	2.88
383.00	383.00	1.10	1.10
383.50	383.50	1.11	1.11
383.90	383.90		

PARZIALI PROGETTO	QUOTE PROGETTO
0.65	379.10
0.25	379.05
3.50	379.06
3.50	379.19
0.25	379.32
	379.33

Asse: NV13-TRATTA-1

SEZIONE 63a
PROGRESSIVA 1136.87

S STERRO	mq	2.74
BA BASE	mq	0.54
MS MISTO STABILIZZATO	mq	1.82
a USURA	m	7.50
b BINDER	m	7.50
cc COMPATTAMENTO IN TRINCEA	m	4.54
de DEMOLIZIONE DI PAVIMENTAZIONE	m	2.94
ff FRESATURA 10CM	m	2.96



371
Scala 1:200

PROGRESSIVE TERRENO	QUOTE TERRENO	PROGRESSIVE TERRENO	QUOTE TERRENO
-20.00	0.60	375.72	0.60
-19.40	1.17	375.50	1.17
-18.23	1.11	375.00	1.11
-17.12	0.64	374.50	0.64
-16.48	3.35	374.20	3.35
-13.13	2.18	374.06	2.18
-10.95	0.75	375.50	0.75
-10.20	0.75	376.00	0.75
-9.45	0.75	376.50	0.75
-8.70	0.95	377.00	0.95
-7.75	1.87	377.50	1.87
-5.88	0.54	378.00	0.54
-5.34	0.33	378.50	0.33
-5.01	1.65	378.78	1.65
-3.36	0.25	378.91	0.25
-3.11	5.90	379.08	5.90
	1.03	379.29	1.03
2.79	1.38	379.32	1.38
3.82	1.72	379.50	1.72
5.20	1.75	379.50	1.75
6.92	6.24	380.00	6.24
8.67	2.88	380.50	2.88
14.91	1.10	382.00	1.10
17.79	1.11	383.00	1.11
18.89		383.50	
20.00		383.90	

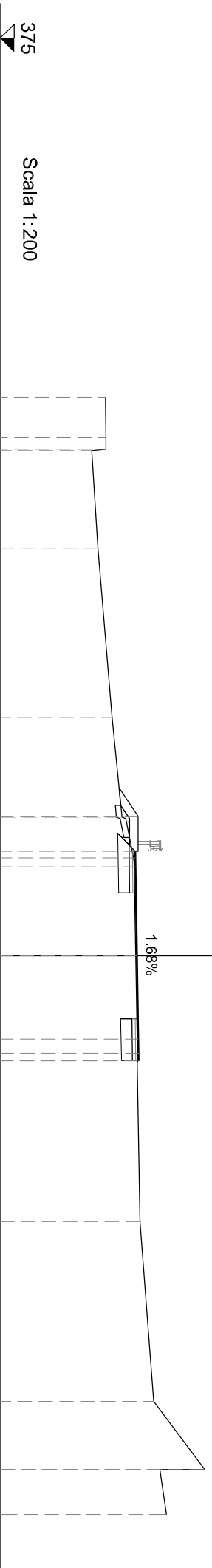
PARZIALI PROGETTO	QUOTE PROGETTO
0.25	0.25
3.50	3.50
3.50	3.50
0.25	0.25

QUOTE PROGETTO
379.05
379.06
379.19
379.32
379.33

Asse: NV13-TRATTA-1

SEZIONE 68
PROGRESSIVA 1240.02

- S STERRO mq 2.03
- R RIPIORTO mq 0.11
- BA BASE mq 0.38
- MS MISTO STABILIZZATO mq 1.37
- VR VEGETALE IN RILEVATO mq 0.61
- a USURA m 7.49
- b BINDER m 7.57
- cc COMPATTAMENTO IN TRINCEA m 3.50
- de DEMOLIZIONE DI PAVIMENTAZIONE m 1.67
- ff FRESATURA 10CM m 4.49
- i INERBIMENTO m 2.47
- sc SCOTICO m 1.26



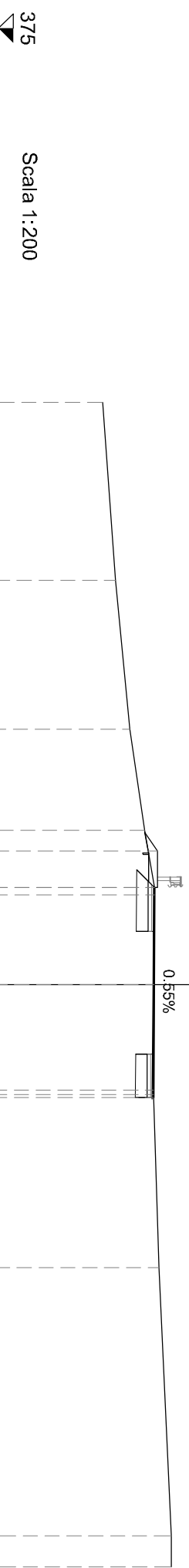
PROGRESSIVE TERRENO	378.76	378.79	378.79	378.29	378.50	379.00	379.36	379.84	379.95	379.90	380.00	380.50	382.33	380.73	380.95
PARZIALI TERRENO	1.45	0.40	0.05	3.49	6.07	3.57	1.78	6.16	0.79	5.75	6.45	2.43	0.01	1.60	
QUOTE PROGRESSIVE PROGETTO							-5.00	-3.75	0.00	3.49	3.74				
PARZIALI PROGETTO							1.25	0.25	3.50	3.49	0.25				
QUOTE PROGETTO							379.93	379.83	379.84	379.90	379.96	379.96			

Asse: NV13-TRATTA-1

SEZIONE 69
PROGRESSIVA 1261.87

- S STERRO
- BA BASE
- MS MISTO STABILIZZATO
- VR VEGETALE IN RILEVATO
- a USURA
- b BINDER
- cc COMPATTAMENTO IN TRINCEA
- de DEMOLIZIONE DI PAVIMENTAZIONE
- fr FRESATURA 10CM
- l INERBIMENTO
- sc SCOTICO

- mq 2.14
- mq 0.38
- mq 1.36
- mq 0.47
- m 7.22
- m 7.30
- m 4.97
- m 2.89
- m 4.22
- m 2.03
- m 0.05



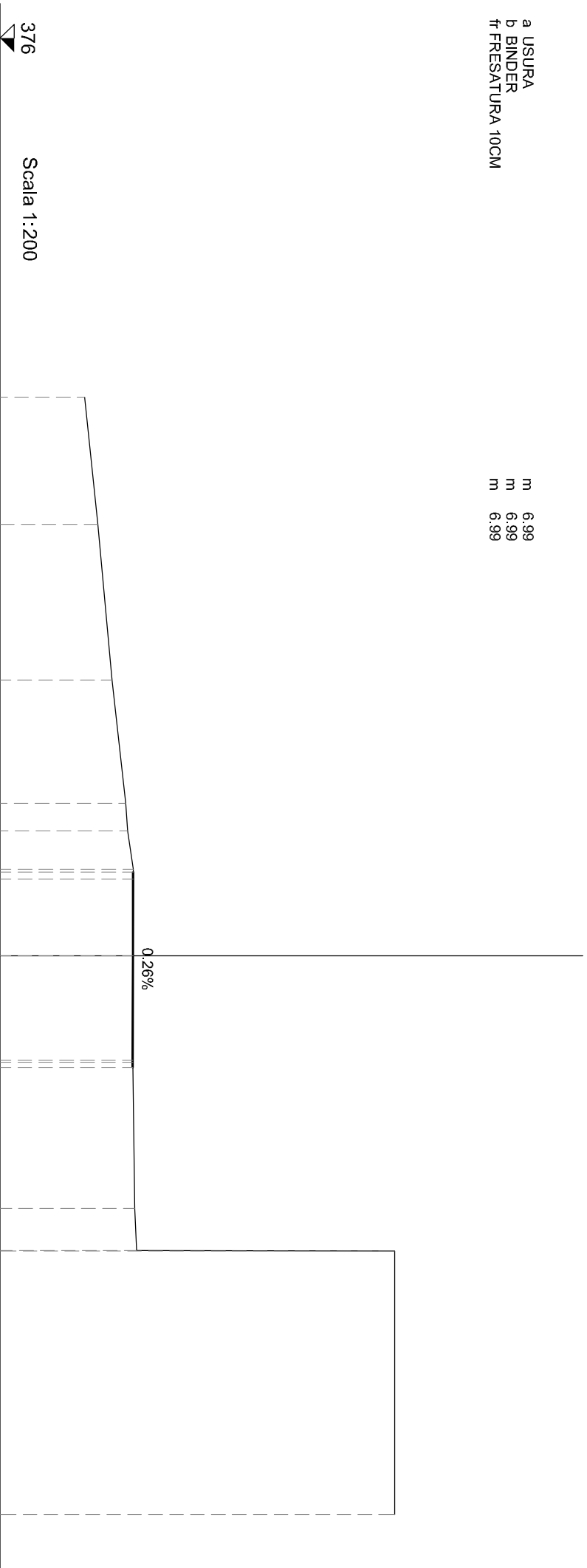
PROGRESSIVE TERRENO	-20.00	-13.90	-8.78	-5.31	-3.34	3.77	9.72	18.94	20.00
PARZIALI TERRENO	6.10	5.12	3.47	1.97	7.11	5.95	9.22	1.06	
QUOTE TERRENO	378.57	379.00	379.50	380.00	380.35	380.31	380.50	380.92	380.93
PROGRESSIVE PROGETTO				-4.59	-3.34	-3.09	0.00	3.63	3.88
PARZIALI PROGETTO				1.25	0.25	3.09	3.63	0.25	
QUOTE PROGETTO				380.45	380.35	380.35	380.33	380.31	380.31

Asse: NV13-TRATTA-1

SEZIONE 70
PROGRESSIVA 1280.02

a USURA
b BINDER
f FRESATURA 10CM

m 6.99
m 6.99
m 6.99

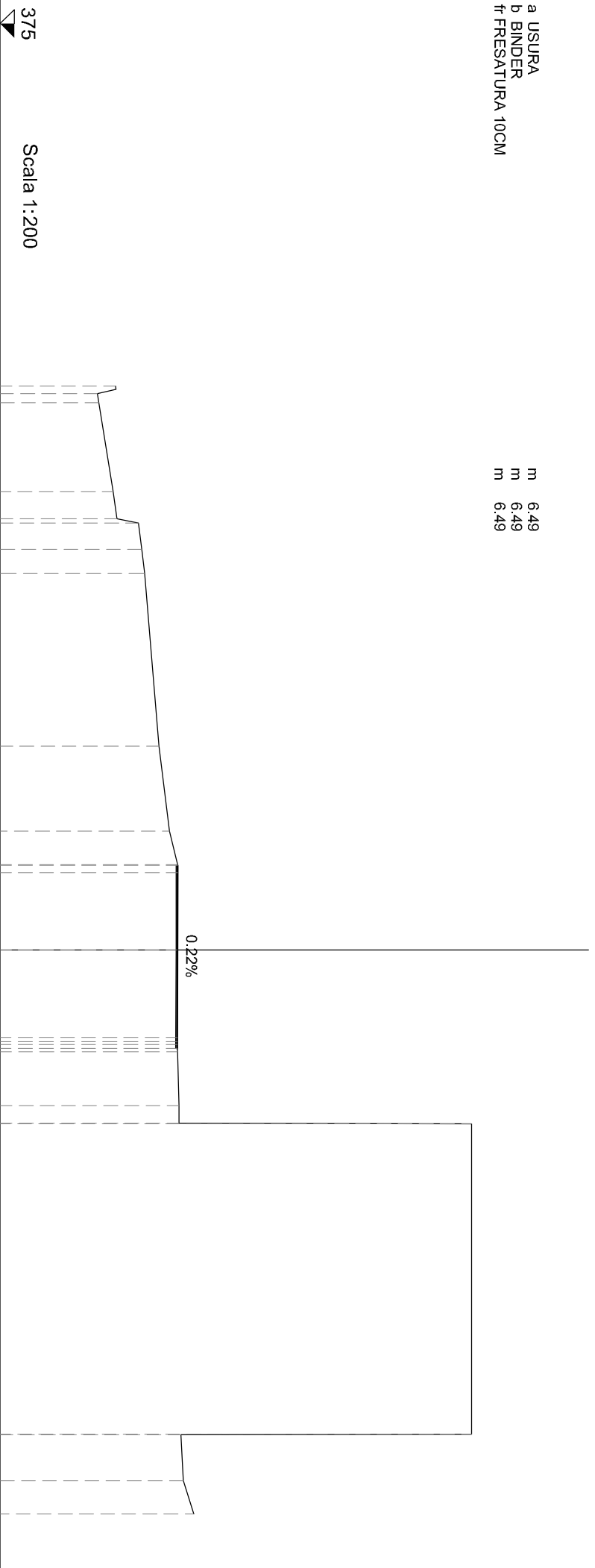


Asse: NV13-TRATTA-1

SEZIONE 71
PROGRESSIVA 1300.02

a USURA
b BINDER
f FRESATURA 10CM

m 6.49
m 6.49
m 6.49

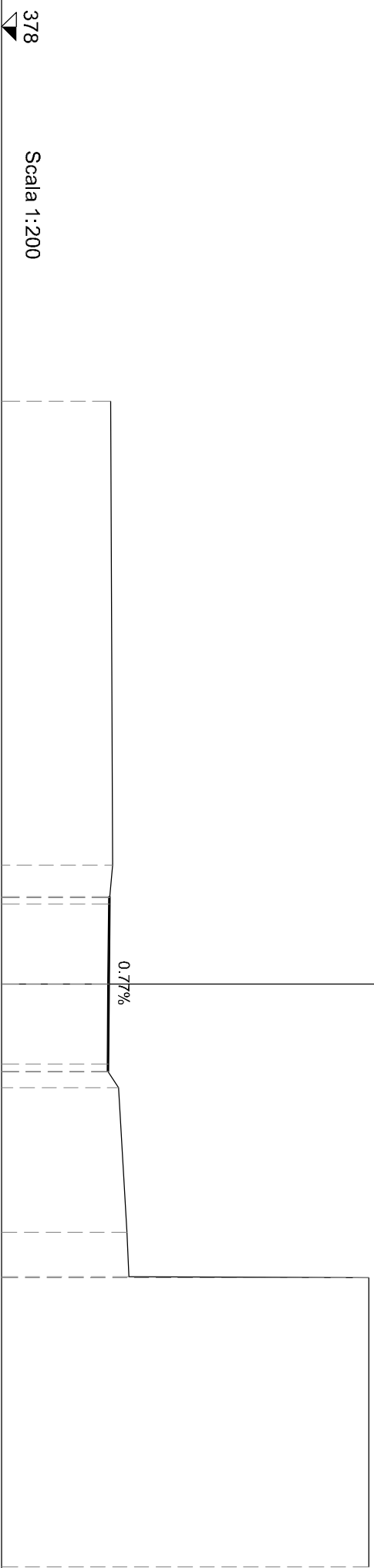


Asse: NV13-TRATTA-1

SEZIONE 72
PROGRESSIVA 1320.02

a USURA
b BINDER
f FRESATURA 10CM

m 5.99
m 5.99
m 5.99




PROGRESSIVE TERRENO	-20.00	-4.09	-2.97	3.01	3.55	8.52	10.05	10.07	20.00
PARZIALI TERRENO	15.91	1.12	5.98	0.54	4.97	1.53	0.02	9.93	
QUOTE TERRENO	381.73	381.80	381.70	381.66	382.00	382.29	382.36	390.60	390.60
PROGRESSIVE PROGETTO		-3.00	-2.76	0.00	2.74	2.99			
PARZIALI PROGETTO		0.24	2.76	2.74	0.25				
QUOTE PROGETTO		381.70	381.70	381.68	381.66	381.66			

Asse: NV13-TRATTA-1

SEZIONE 73
PROGRESSIVA 1340.02

a USURA
b BINDER
f FRESATURA 10CM

m 6.00
m 6.00
m 6.00



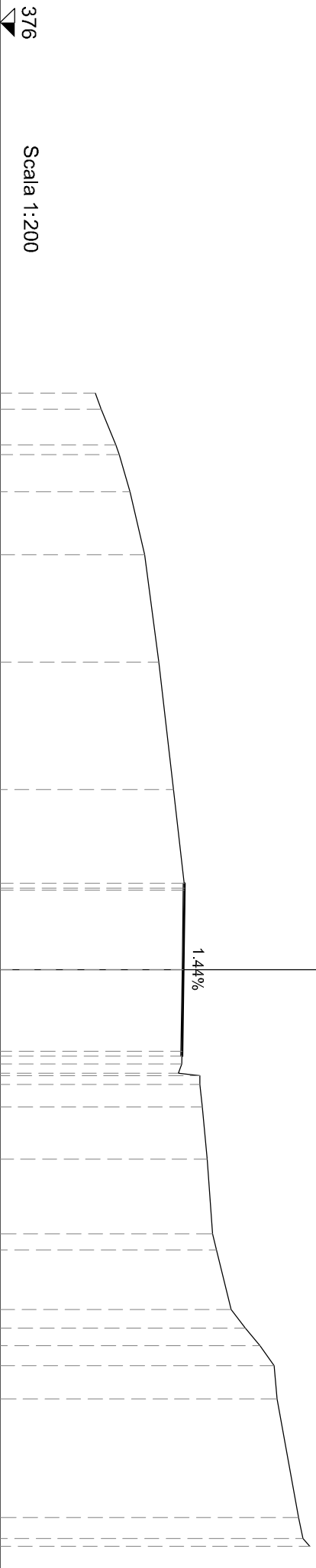
PROGRESSIVE TERRENO	-20.00	-12.31	-2.94	3.00	3.48	3.59	3.88	6.49	6.52
PARZIALI TERRENO	7.69	9.37	5.94	0.48	0.11	0.29	2.61	0.03	
QUOTE TERRENO	381.79	381.91	381.99	381.93	381.81	382.03	381.99	381.95	388.71
PROGRESSIVE PROGETTO			-3.00	-2.76	0.00	2.78	3.00		
PARZIALI PROGETTO			0.24	2.76	2.78	0.22			
QUOTE PROGETTO			381.99	381.99	381.96	381.93	381.93		

Asse: NV13-TRATTA-1

SEZIONE 74
PROGRESSIVA 1360.02

a USURA
b BINDER
f FRESATURA 10CM

m 6.00
m 6.00
m 6.00



PROGRESSIVE TERRENO	PARZIALI TERRENO	QUOTE TERRENO	PROGRESSIVE PROGETTO	PARZIALI PROGETTO	QUOTE PROGETTO
0.56	0.56	379.29	-3.01	0.25	382.39
1.24	1.24	379.50	-2.76	2.76	382.39
0.33	0.33	380.00	0.00	2.82	382.35
1.29	1.29	380.12	2.82	0.17	382.31
2.18	2.18	380.50	2.99		382.31
3.73	3.73	381.00			
4.42	4.42	381.50			
3.41	3.41	382.00			
6.10	6.10	382.39			
0.33	0.33	382.39			
0.08	0.08	382.30			
0.30	0.30	382.17			
0.79	0.79	382.93			
1.81	1.81	382.92			
2.59	2.59	383.00			
0.57	0.57	383.18			
2.05	2.05	383.36			
0.65	0.65	383.50			
0.60	0.60	384.00			
0.71	0.71	384.50			
1.15	1.15	385.00			
4.11	4.11	385.50			
0.73	0.73	385.59			
0.27	0.27	386.34			
		386.50			
		386.74			

Asse: NV13-TRATTA-1

SEZIONE 76
PROGRESSIVA 1400.02

- S STERRO mq 0.90
- BA BASE mq 0.18
- MS MISTO STABILIZZATO mq 0.60
- a USURA m 6.68
- b BINDER m 6.68
- cc COMPATTAMENTO IN TRINCEA m 1.50
- de DEMOLIZIONE DI PAVIMENTAZIONE m 1.50
- ff FRESATURA 10CM m 5.18

376
Scala 1:200

PROGRESSIVE TERRENO	-16.80	-16.05	-15.45	-14.62	-13.87	-11.53	-10.86	-10.24	-4.18	-3.59	-2.85	3.33	3.74	4.24	4.77	5.98	7.75	8.79	9.69	10.22	10.99	11.75	12.51	13.28	14.05	14.82	15.60	16.39	17.16	17.89	18.50	19.06	19.63	20.00
---------------------	--------	--------	--------	--------	--------	--------	--------	--------	-------	-------	-------	------	------	------	------	------	------	------	------	-------	-------	-------	-------	-------	-------	-------	-------	-------	-------	-------	-------	-------	-------	-------

PARZIALI TERRENO	0.75	0.60	0.83	0.75	2.34	0.67	0.62	6.06	0.59	0.74	6.18	0.41	0.50	0.53	1.21	1.77	1.04	0.90	0.53	0.77	0.76	0.76	0.77	0.77	0.77	0.77	0.78	0.79	0.77	0.73	0.61	0.56	0.57	0.37
------------------	------	------	------	------	------	------	------	------	------	------	------	------	------	------	------	------	------	------	------	------	------	------	------	------	------	------	------	------	------	------	------	------	------	------

QUOTE TERRENO	379.00	379.12	379.50	380.00	380.50	382.00	382.50	382.75	383.00	383.04	383.20	383.17	383.00	383.50	384.00	384.50	385.00	385.41	385.65	386.00	386.50	387.00	387.50	388.00	388.50	389.00	389.50	390.00	390.50	391.00	391.50	392.00	392.50	392.83
---------------	--------	--------	--------	--------	--------	--------	--------	--------	--------	--------	--------	--------	--------	--------	--------	--------	--------	--------	--------	--------	--------	--------	--------	--------	--------	--------	--------	--------	--------	--------	--------	--------	--------	--------

PROGRESSIVE PROGETTO	-3.35	-2.93	0.00	2.94	3.33																													
----------------------	-------	-------	------	------	------	--	--	--	--	--	--	--	--	--	--	--	--	--	--	--	--	--	--	--	--	--	--	--	--	--	--	--	--	--

PARZIALI PROGETTO	0.42	2.93	2.94	0.39																														
-------------------	------	------	------	------	--	--	--	--	--	--	--	--	--	--	--	--	--	--	--	--	--	--	--	--	--	--	--	--	--	--	--	--	--	--

QUOTE PROGETTO	383.20	383.20	383.19	383.18	383.17																													
----------------	--------	--------	--------	--------	--------	--	--	--	--	--	--	--	--	--	--	--	--	--	--	--	--	--	--	--	--	--	--	--	--	--	--	--	--	--

0.44%

Asse: NV13-TRATTA-1

SEZIONE 77
PROGRESSIVA 1420.02

- S STERRO mq 1.07
- BA BASE mq 0.19
- MS MISTO STABILIZZATO mq 0.79
- VR VEGETALE IN RILEVATO mq 0.46
- a USURA m 7.06
- b BINDER m 7.14
- cc COMPATTAMENTO IN TRINCEA m 3.11
- de DEMOLIZIONE DI PAVIMENTAZIONE m 1.54
- fr FRESATURA 10CM m 5.38
- i INERBIMENTO m 1.96
- sc SCOTICO m 0.48

376  Scala 1:200

PROGRESSIVE TERRENO	PROGRESSIVE TERRENO	PROGRESSIVE TERRENO	PROGRESSIVE TERRENO	PROGRESSIVE TERRENO	PROGRESSIVE TERRENO	PROGRESSIVE TERRENO	PROGRESSIVE TERRENO	PROGRESSIVE TERRENO	PROGRESSIVE TERRENO	PROGRESSIVE TERRENO	PROGRESSIVE TERRENO	PROGRESSIVE TERRENO	PROGRESSIVE TERRENO	PROGRESSIVE TERRENO	PROGRESSIVE TERRENO	PROGRESSIVE TERRENO	PROGRESSIVE TERRENO	PROGRESSIVE TERRENO	PROGRESSIVE TERRENO	PROGRESSIVE TERRENO	PROGRESSIVE TERRENO																		
-20.00	-19.17	-18.91	-12.39	-11.06	-9.30	-8.69	-8.01	-7.59	-3.01	-2.60	3.36	3.91	4.02	4.32	5.19	5.77	6.38	7.05	7.74	8.40	9.06	9.42	9.58	9.75	10.66	11.01	11.59	12.17	12.77	13.53	15.40	15.94	16.55	17.13	17.70	18.29	18.87	19.47	20.00

0.83	0.26	6.52	1.33	1.76	0.61	0.68	0.42	4.58	0.41	5.96	0.11	0.30	0.58	0.61	0.67	0.69	0.66	0.66	0.66	0.66	0.36	0.16	0.17	0.91	0.35	0.58	0.76	1.76	1.87	0.54	0.61	0.58	0.57	0.59	0.58	0.60	0.53
------	------	------	------	------	------	------	------	------	------	------	------	------	------	------	------	------	------	------	------	------	------	------	------	------	------	------	------	------	------	------	------	------	------	------	------	------	------

380.01	379.50	379.34	379.37	380.50	382.00	382.50	383.00	383.30	383.69	383.77	383.71	383.36	384.87	384.87	385.50	386.00	386.50	387.00	387.50	388.00	388.50	389.00	389.50	389.92	390.19	390.50	391.00	391.50	392.00	392.50	393.00	393.50	394.00	394.50	395.00	395.50	396.00	396.50	396.93
--------	--------	--------	--------	--------	--------	--------	--------	--------	--------	--------	--------	--------	--------	--------	--------	--------	--------	--------	--------	--------	--------	--------	--------	--------	--------	--------	--------	--------	--------	--------	--------	--------	--------	--------	--------	--------	--------	--------	--------

-5.40	-4.81	-3.56	-3.08	0.00	3.03	3.50
-------	-------	-------	-------	------	------	------

0.59	1.25	0.48	3.08	3.03	0.47
------	------	------	------	------	------

383.49	383.88	383.78	383.78	383.75	383.71	383.71
--------	--------	--------	--------	--------	--------	--------

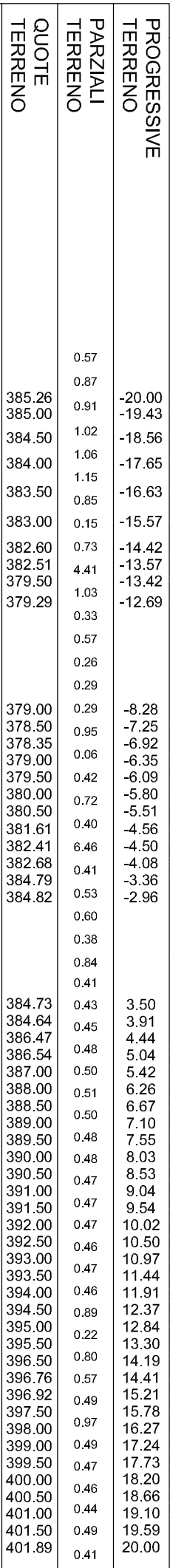
Asse: NV13-TRATTA-1

SEZIONE 79
PROGRESSIVA 1460.06

a USURA
b BINDER
de DEMOLIZIONE DI PAVIMENTAZIONE
ff FRESATURA 10CM

m 7.02
m 7.02
m 2.97
m 3.49

375
Scala 1:200



PROGRESSIVE TERRENO	0.57	-20.00	
PARZIALI TERRENO	0.87	-19.43	
QUOTE TERRENO	0.91	-18.56	
PROGRESSIVE PROGETTO	1.02	-17.65	
PARZIALI PROGETTO	1.06	-16.63	
QUOTE PROGETTO	1.15	-15.57	
PROGRESSIVE TERRENO	0.85	-14.42	
PARZIALI TERRENO	0.15	-13.57	
QUOTE TERRENO	0.73	-13.42	
PROGRESSIVE PROGETTO	4.41	-12.69	
PARZIALI PROGETTO	1.03	-8.28	
QUOTE PROGETTO	0.33	-7.25	
PROGRESSIVE TERRENO	0.57	-6.92	
PARZIALI TERRENO	0.26	-6.35	
QUOTE TERRENO	0.29	-6.09	
PROGRESSIVE PROGETTO	0.29	-5.80	
PARZIALI PROGETTO	0.95	-5.51	
QUOTE PROGETTO	0.06	-4.56	
PROGRESSIVE TERRENO	0.42	-4.50	
PARZIALI TERRENO	0.72	-4.08	
QUOTE TERRENO	0.29	-3.36	
PROGRESSIVE PROGETTO	0.40	-2.96	
PARZIALI PROGETTO	0.60		
QUOTE PROGETTO	0.38		
PROGRESSIVE TERRENO	0.41	3.50	
PARZIALI TERRENO	0.43	3.91	
QUOTE TERRENO	0.45	4.44	
PROGRESSIVE PROGETTO	0.48	5.04	
PARZIALI PROGETTO	0.50	5.42	
QUOTE PROGETTO	0.51	6.26	
PROGRESSIVE TERRENO	0.50	6.67	
PARZIALI TERRENO	0.48	7.10	
QUOTE TERRENO	0.48	7.55	
PROGRESSIVE PROGETTO	0.47	8.03	
PARZIALI PROGETTO	0.47	8.53	
QUOTE PROGETTO	0.47	9.04	
PROGRESSIVE TERRENO	0.47	9.54	
PARZIALI TERRENO	0.47	10.02	
QUOTE TERRENO	0.46	10.50	
PROGRESSIVE PROGETTO	0.46	10.97	
PARZIALI PROGETTO	0.47	11.44	
QUOTE PROGETTO	0.46	11.91	
PROGRESSIVE TERRENO	0.89	12.37	
PARZIALI TERRENO	0.22	12.84	
QUOTE TERRENO	0.80	13.30	
PROGRESSIVE PROGETTO	0.57	14.19	
PARZIALI PROGETTO	0.49	14.41	
QUOTE PROGETTO	0.49	15.21	
PROGRESSIVE TERRENO	0.97	15.78	
PARZIALI TERRENO	0.49	16.27	
QUOTE TERRENO	0.49	17.24	
PROGRESSIVE PROGETTO	0.47	17.73	
PARZIALI PROGETTO	0.46	18.20	
QUOTE PROGETTO	0.46	18.66	
PROGRESSIVE TERRENO	0.44	19.10	
PARZIALI TERRENO	0.49	19.59	
QUOTE TERRENO	0.41	20.00	

384.88
384.83
384.83

0.65
0.25

3.26

384.78

384.73
384.73

0.26

-4.16
-3.51
-3.26

0.00

3.25
3.51

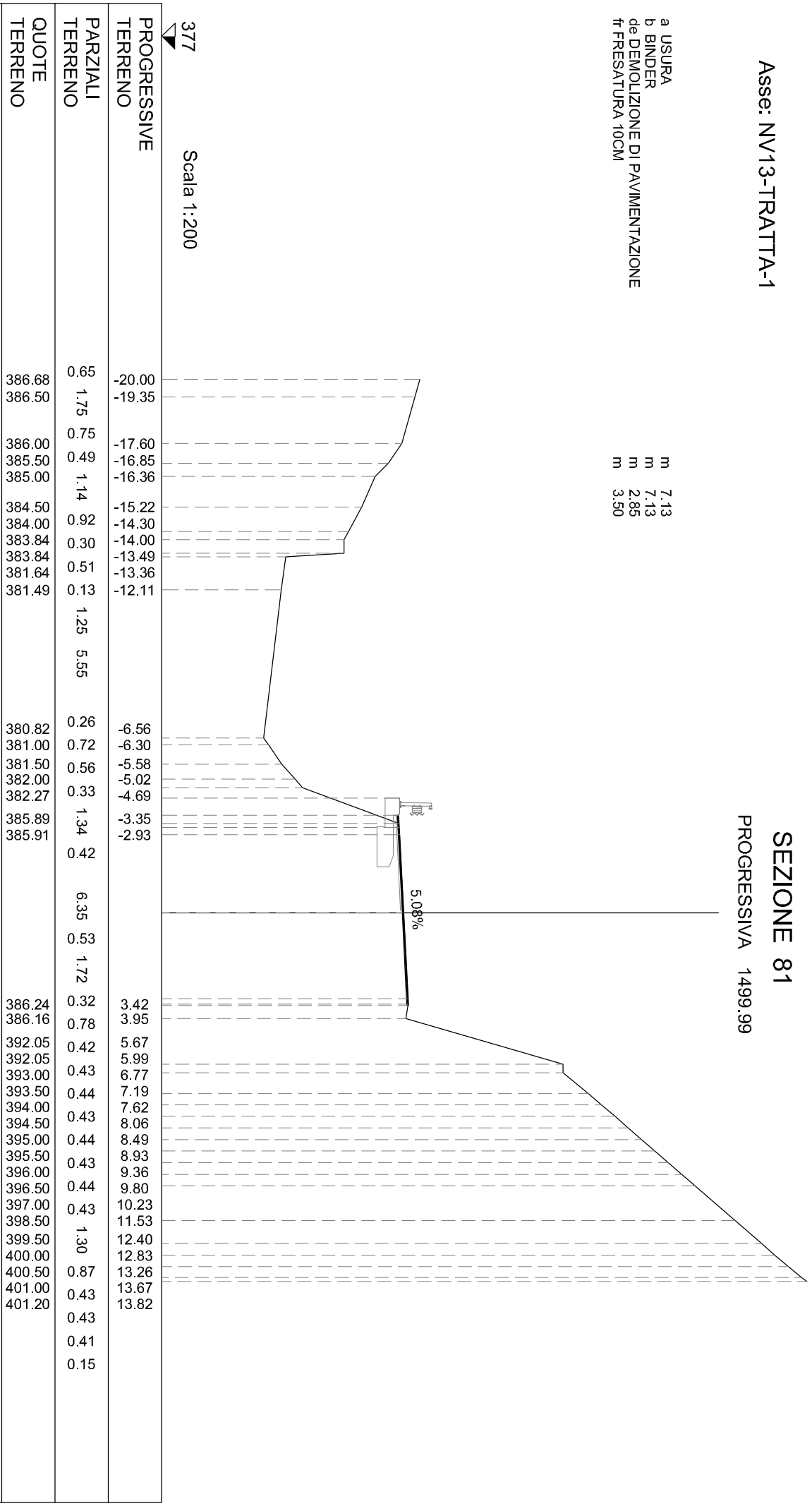
Asse: NV13-TRATTA-1

SEZIONE 81
PROGRESSIVA 1499.99

a USURA
b BINDER
de DEMOLIZIONE DI PAVIMENTAZIONE
f FRESATURA 10CM

m 7.13
m 7.13
m 2.85
m 3.50

377
Scala 1:200



QUOTE TERRENO	PARZIALI PROGETTO	QUOTE PROGETTO
386.68		
386.50		
386.00		
385.50		
385.00		
384.50		
384.00		
383.84		
383.84		
381.64		
381.49		
380.82		
381.00		
381.50		
382.00		
382.27		
385.89		
385.91		
385.93	0.65	
385.88	0.46	
385.90	3.20	
386.06	3.22	
386.23	0.25	
386.24		

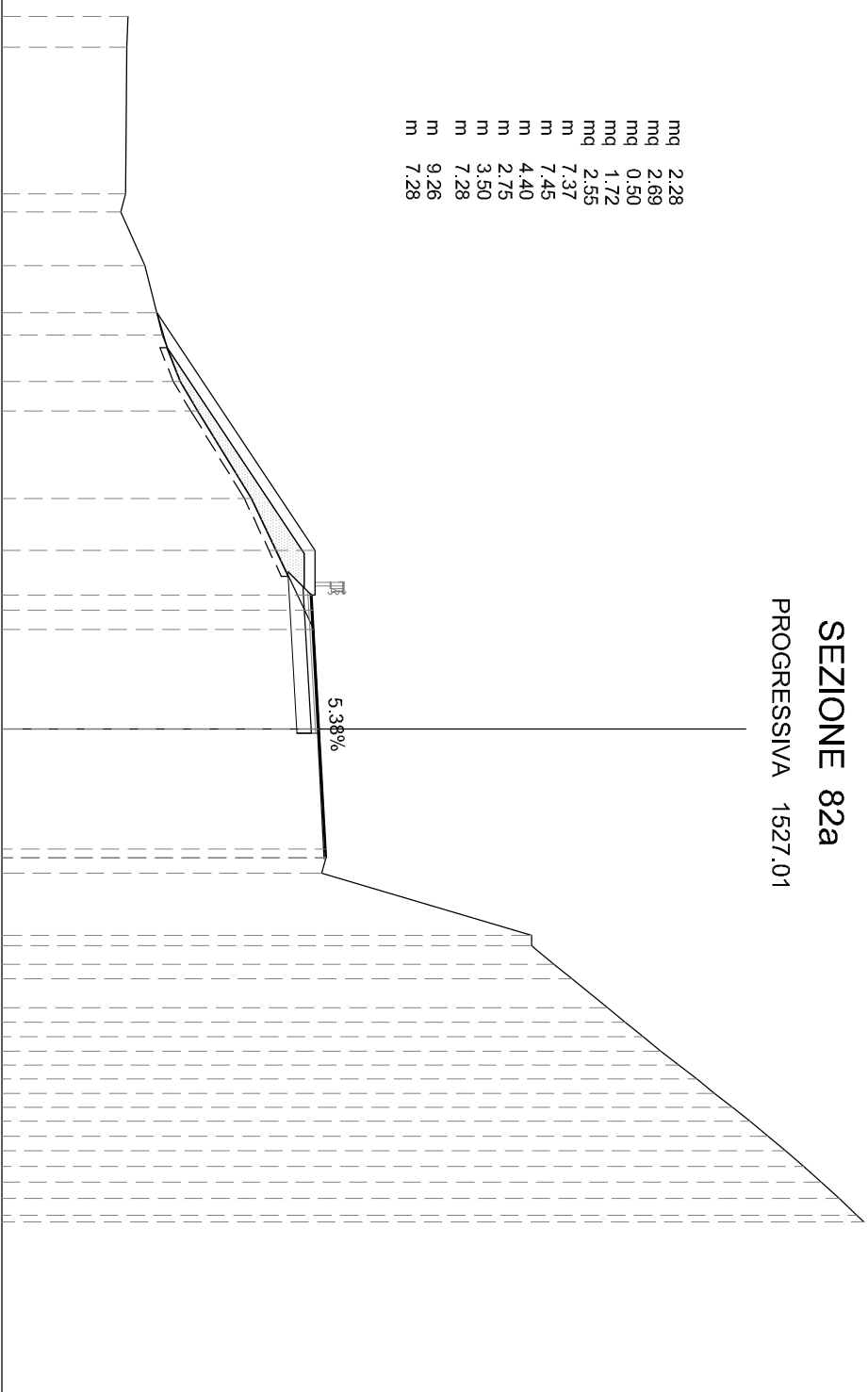
Asse: NV13-TRATTA-1

SEZIONE 82a
PROGRESSIVA 1527.01

- S STERRO
- R RIporto
- BA BASE
- MS MISTO STABILIZZATO
- VR VEGETALE IN RILEVATO
- a USURA
- b BINDER
- cc COMPATTAMENTO IN TRINCEA
- de DEMOLIZIONE DI PAVIMENTAZIONE
- ff FRESATURA 10CM
- gr GRADONATURA DEL RILEVATI
- i INERBIMENTO
- sc SCOTTICO

- mq 2.28
- mq 2.69
- mq 0.50
- mq 1.72
- mq 2.55
- m 7.37
- m 7.45
- m 4.40
- m 2.75
- m 3.50
- m 7.28
- m 9.26
- m 7.28

378
Scala 1:200



PROGRESSIVE TERRENO	PARZIALI TERRENO	QUOTE TERRENO	PROGRESSIVE PROGETTO	PARZIALI PROGETTO	QUOTE PROGETTO
-20.00	0.86	381.53	-11.68	6.66	382.34
-19.14	4.11	381.50	-5.02	1.25	386.79
-15.03	0.51	381.46	-3.77	0.43	386.69
-14.52	1.51	381.33	-3.34	3.34	386.71
-13.01	1.94	382.00	0.00	3.36	386.89
-11.07	1.31	382.50	3.36	0.24	387.07
-9.76	0.82	383.00	3.60	0.24	387.08
-8.94	2.46	383.50			
-6.48	3.67	385.00			
-2.81	6.42	386.74			
3.61	0.44	387.08			
4.05	1.73	386.98			
5.78	0.30	392.87			
6.08	0.53	392.87			
6.61	0.40	393.50			
7.01	0.82	394.00			
7.83	0.40	395.00			
8.23	0.40	395.50			
8.63	0.40	396.00			
9.03	0.40	396.50			
9.43	0.40	397.00			
9.83	0.40	397.50			
10.22	0.39	398.00			
10.61	0.39	398.50			
11.01	0.40	399.00			
11.43	0.40	399.50			
11.84	0.42	400.00			
12.27	0.41	400.50			
12.72	0.43	401.00			
13.18	0.45	401.50			
13.65	0.46	402.00			
13.84	0.47	402.20			
	0.19				

Asse: NV13-TRATTA-1

SEZIONE 85
 PROGRESSIVA 1574.14

R RIPOORTO	mq	0.21
VR VEGETALE IN RILEVATO	mq	0.91
a USURA	m	7.82
b BINDER	m	7.90
cc COMPATTAMENTO IN TRINGEA	m	0.52
ff FRESATURA 10CM	m	7.98
gr GRADONATURA DEI RILEVATI	m	1.74
i INERIMENTO	m	3.93
sc SCOTTICO	m	1.74

384
 Scala 1:200

PROGRESSIVE TERRENO	385.80	387.50	388.00	388.28	388.28	388.21	388.14	388.12	391.95	391.95	392.50	393.00	393.50	394.00	394.50	395.00	395.50	396.00	396.50	397.00	397.50	398.00	398.50	399.00	399.50	400.00	400.49
PROGRESSIVE PROGETTO	-9.94	-5.72	-4.50	-3.74	-3.74	-3.74	-3.74	-3.74	-3.74	-3.74	-3.74	-3.74	-3.74	-3.74	-3.74	-3.74	-3.74	-3.74	-3.74	-3.74	-3.74	-3.74	-3.74	-3.74	-3.74	-3.74	-3.74

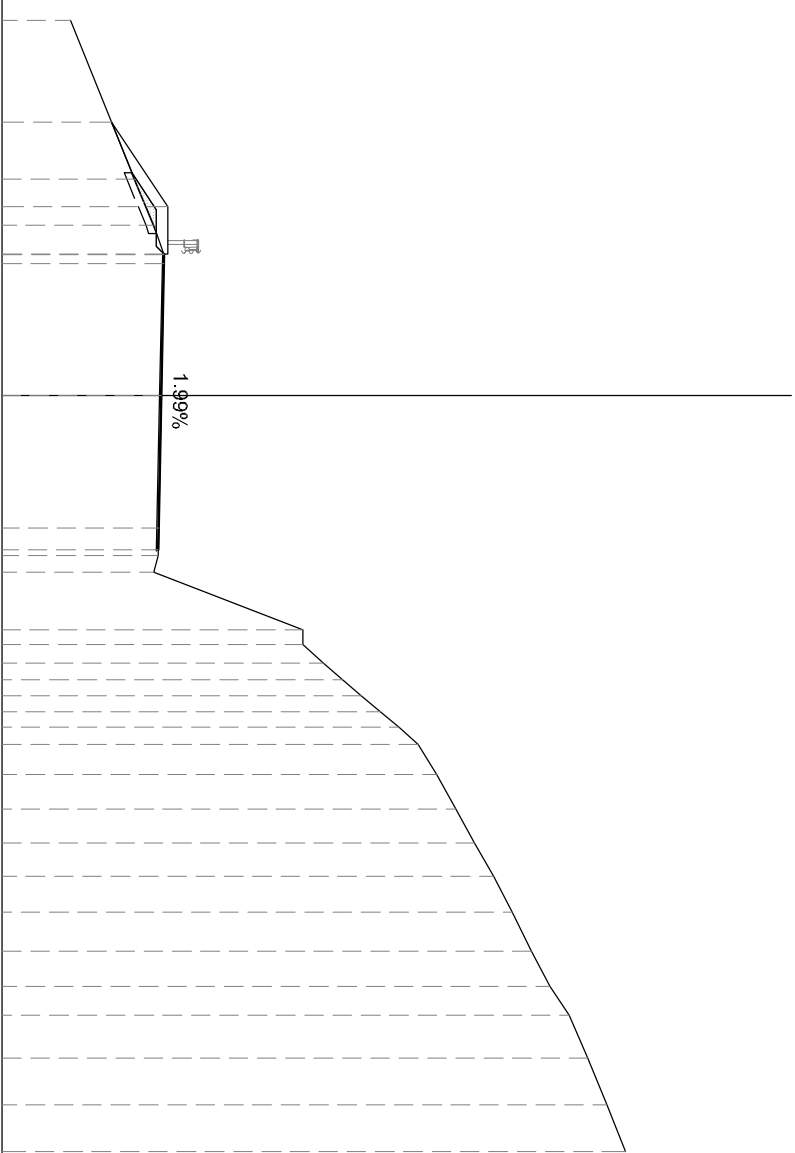
PARZIALI TERRENO	4.22	1.22	0.76	0.76	7.97	0.43	1.53	0.40	0.48	0.44	0.44	0.41	0.41	0.46	0.46	0.80	0.92	0.89	0.87	0.95	1.03	0.94	0.76	1.14	1.24	1.23
---------------------	------	------	------	------	------	------	------	------	------	------	------	------	------	------	------	------	------	------	------	------	------	------	------	------	------	------

QUOTE TERRENO	385.80	387.50	388.00	388.28	388.28	388.21	388.14	388.12	388.01	388.01	391.95	391.95	392.50	393.00	393.50	394.00	394.50	395.00	395.50	396.00	396.50	397.00	397.50	398.00	398.50	399.00	399.50	400.00	400.49
------------------	--------	--------	--------	--------	--------	--------	--------	--------	--------	--------	--------	--------	--------	--------	--------	--------	--------	--------	--------	--------	--------	--------	--------	--------	--------	--------	--------	--------	--------

PROGRESSIVE PROGETTO	-7.24	-5.00	-3.75	-3.50	-3.50	0.00	0.00	3.50	4.07	4.07	4.07	4.07	4.07	4.07	4.07	4.07	4.07	4.07	4.07	4.07	4.07	4.07	4.07	4.07	4.07	4.07	4.07	4.07
-------------------------	-------	-------	-------	-------	-------	------	------	------	------	------	------	------	------	------	------	------	------	------	------	------	------	------	------	------	------	------	------	------

PARZIALI PROGETTO	2.24	1.25	0.25	3.50	3.50	3.50	3.50	0.57	0.57	0.57	0.57	0.57	0.57	0.57	0.57	0.57	0.57	0.57	0.57	0.57	0.57	0.57	0.57	0.57	0.57	0.57	0.57	0.57
----------------------	------	------	------	------	------	------	------	------	------	------	------	------	------	------	------	------	------	------	------	------	------	------	------	------	------	------	------	------

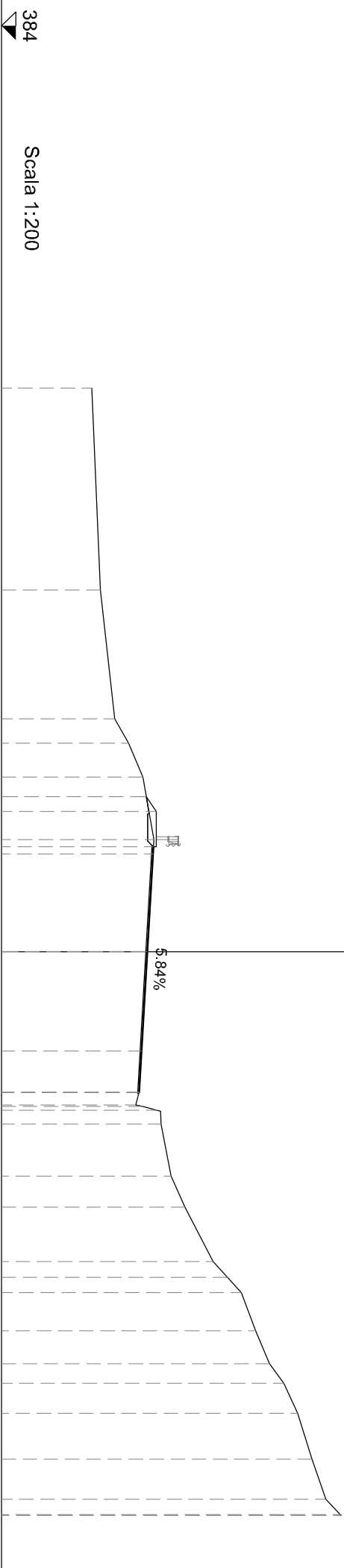
QUOTE PROGETTO	386.89	388.38	388.28	388.28	388.28	388.21	388.14	388.12	388.12	388.12	388.12	388.12	388.12	388.12	388.12	388.12	388.12	388.12	388.12	388.12	388.12	388.12	388.12	388.12	388.12	388.12	388.12	388.12	388.12
-------------------	--------	--------	--------	--------	--------	--------	--------	--------	--------	--------	--------	--------	--------	--------	--------	--------	--------	--------	--------	--------	--------	--------	--------	--------	--------	--------	--------	--------	--------



Asse: NV13-TRATTA-1

SEZIONE 86
PROGRESSIVA 1601.20

- S STERRO mq 0.17
- VR VEGETALE IN RILEVATO mq 0.43
- a USURA m 8.72
- b BINDER m 8.80
- cc COMPATTAMENTO IN TRINCEA m 1.17
- ff FRESATURA 10CM m 8.70
- i INERBIMENTO m 1.89

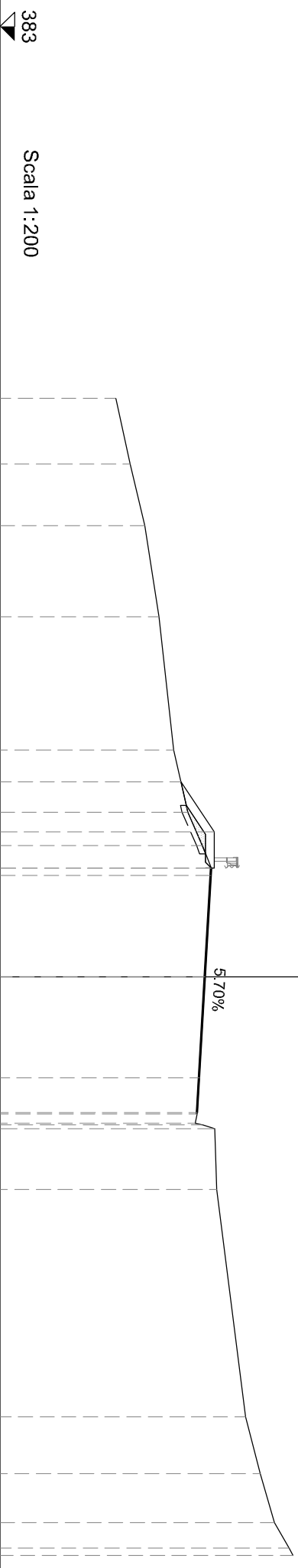


PROGRESSIVE TERRENO	PARZIALI TERRENO	QUOTE TERRENO	PROGRESSIVE PROGETTO	PARZIALI PROGETTO	QUOTE PROGETTO
387.19	7.16		387.50	4.57	
388.00	0.86		388.50	0.86	
389.00	1.20		389.00	2.23	
389.39	2.23		389.39	2.23	
389.36	0.25		389.36	0.25	
389.16	3.48		389.16	3.48	
388.95	3.51		388.95	3.51	
388.87	1.48		388.87	1.48	
388.87	4.99		388.87	4.99	
389.00	0.49		389.00	0.49	
389.50	1.85		389.50	1.85	
389.65	1.09		389.65	1.09	
390.00	1.93		390.00	1.93	
390.50	0.57		390.50	0.57	
391.50	0.53		391.50	0.53	
392.00	1.37		392.00	1.37	
392.50	1.16		392.50	1.16	
393.00	0.70		393.00	0.70	
393.50	1.07		393.50	1.07	
394.00	1.63		394.00	1.63	
394.50	1.42		394.50	1.42	
395.00	0.53		395.00	0.53	
395.50	20.00		395.50	20.00	
396.00			396.00		
396.03			396.03		

Asse: NV13-TRATTA-1

SEZIONE 87
PROGRESSIVA 1628.51

- R RIPORTO mq 0.24
- VR VEGETALE IN RILEVATO mq 0.81
- a USURA m 8.45
- b BINDER m 8.54
- cc COMPATTAMENTO IN TRINCEA m 0.50
- de DEMOLIZIONE DI PAVIMENTAZIONE m 0.00
- fr FRESATURA 10CM m 8.50
- gr GRADONATURA DEI RILEVATI m 1.80
- i INERBIMENTO m 3.33
- sc SCOTICO m 1.80



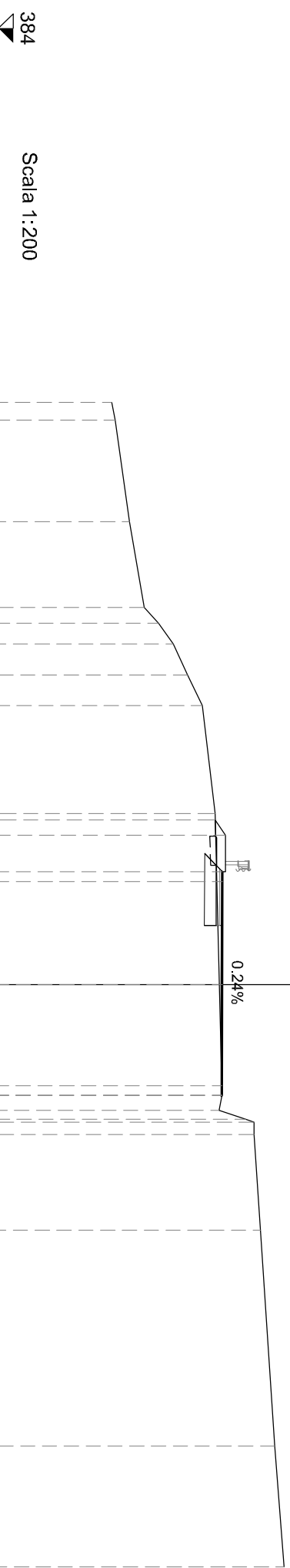
PROGRESSIVE TERRENO	PARZIALI TERRENO	QUOTE TERRENO	PROGRESSIVE PROGETTO	PARZIALI PROGETTO	QUOTE PROGETTO
383					
386.99	2.25	2.25	387.50	2.15	2.15
388.00	3.15	3.15	388.50	3.15	3.15
389.00	4.61	4.61	389.50	4.61	4.61
389.50	5.78	5.78	390.00	5.78	5.78
390.00	6.74	6.74	390.31	6.74	6.74
390.31	8.50	8.50	390.30	8.50	8.50
390.31	9.38	9.38	390.30	9.38	9.38
390.31	10.78	10.78	390.30	10.78	10.78
390.31	12.11	12.11	390.30	12.11	12.11
390.50	13.96	13.96	390.30	13.96	13.96
391.50	15.81	15.81	390.30	15.81	15.81
392.00	17.66	17.66	390.30	17.66	17.66
392.50	19.51	19.51	390.30	19.51	19.51
393.00	21.36	21.36	390.30	21.36	21.36
393.14	22.11	22.11	390.30	22.11	22.11

Asse: NV13-TRATTA-1

SEZIONE 92
PROGRESSIVA 1680.11

S STERRO
BA BASE
MS MISTO STABILIZZATO
VR VEGETALE IN RILEVATO
a USURA
b BINDER
cc COMPATTAMENTO IN TRINCEA
de DEMOLIZIONE DI PAVIMENTAZIONE
fr FRESATURA 10CM
i INERBIMENTO
sc SCOTICO

mq 0.97
mq 0.24
mq 0.91
mq 0.46
m 7.68
m 7.76
m 2.06
m 0.50
m 5.83
m 1.89
m 1.01



Scala 1:200

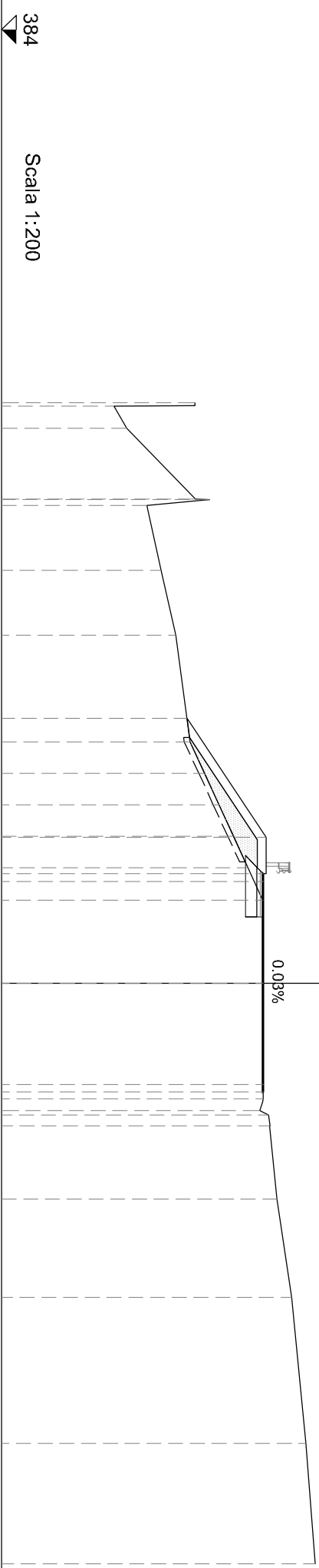
PROGRESSIVE TERRENO	384	PROGRESSIVE TERRENO	384
PARZIALI TERRENO	0.61	PARZIALI TERRENO	0.61
QUOTE TERRENO	387.89 388.00	QUOTE TERRENO	387.89 388.00
PROGRESSIVE PROGETTO	3.48	PROGRESSIVE PROGETTO	3.48
PARZIALI PROGETTO	2.96	PARZIALI PROGETTO	2.96
QUOTE PROGETTO	388.50	QUOTE PROGETTO	388.50
PROGRESSIVE TERRENO	0.54	PROGRESSIVE TERRENO	0.54
PARZIALI TERRENO	0.71	PARZIALI TERRENO	0.71
QUOTE TERRENO	389.00 389.50 390.00	QUOTE TERRENO	389.00 389.50 390.00
PROGRESSIVE PROGETTO	1.06	PROGRESSIVE PROGETTO	1.06
PARZIALI PROGETTO	1.06	PARZIALI PROGETTO	1.06
QUOTE PROGETTO	390.50 391.00	QUOTE PROGETTO	390.50 391.00
PROGRESSIVE TERRENO	3.70	PROGRESSIVE TERRENO	3.70
PARZIALI TERRENO	9.67	PARZIALI TERRENO	9.67
QUOTE TERRENO	391.45 391.81 391.71 391.70	QUOTE TERRENO	391.45 391.81 391.71 391.70
PROGRESSIVE PROGETTO	5.34	PROGRESSIVE PROGETTO	5.34
PARZIALI PROGETTO	0.34	PARZIALI PROGETTO	0.34
QUOTE PROGETTO	391.45 391.81 391.71 391.70	QUOTE PROGETTO	391.45 391.81 391.71 391.70
PROGRESSIVE TERRENO	9.97	PROGRESSIVE TERRENO	9.97
PARZIALI TERRENO	0.52	PARZIALI TERRENO	0.52
QUOTE TERRENO	391.69 391.59 392.50 392.78 392.78	QUOTE TERRENO	391.69 391.59 392.50 392.78 392.78
PROGRESSIVE PROGETTO	3.29	PROGRESSIVE PROGETTO	3.29
PARZIALI PROGETTO	3.29	PARZIALI PROGETTO	3.29
QUOTE PROGETTO	393.00	QUOTE PROGETTO	393.00
PROGRESSIVE TERRENO	7.40	PROGRESSIVE TERRENO	7.40
PARZIALI TERRENO	4.16	PARZIALI TERRENO	4.16
QUOTE TERRENO	393.50	QUOTE TERRENO	393.50
PROGRESSIVE PROGETTO	11.56	PROGRESSIVE PROGETTO	11.56
PARZIALI PROGETTO	7.40	PARZIALI PROGETTO	7.40
QUOTE PROGETTO	393.82	QUOTE PROGETTO	393.82

Asse: NV13-TRATTA-1

SEZIONE 94
PROGRESSIVA 1725.17

- S STERRO
- R RIPIORTO
- BA BASE
- MS MISTO STABILIZZATO
- VR VEGETALE IN RILEVATO
- a USURA
- b BINDER
- cc COMPATTAMENTO IN TRINCEA
- de DEMOLIZIONE DI PAVIMENTAZIONE
- ff FRESATURA 10CM
- gr GRADONATURA DEI RILEVATI
- i INERBIMENTO
- sc SCOTICO

- mq 0.75
- mq 1.89
- mq 0.20
- mq 0.77
- mq 1.70
- m 7.53
- m 7.61
- m 1.91
- m 0.50
- m 6.26
- m 4.56
- m 6.18
- m 4.70



Scala 1:200

384

PROGRESSIVE TERRENO	-20.00	-19.88	-19.13	-16.68	-16.67	-16.47	-14.23	-12.00	-8.33	-7.24	-6.15	-5.07	-3.98	-2.86	3.98	4.39	4.54	4.91	7.44	10.82	15.85	20.00
PARZIALI TERRENO	0.12	0.05	2.45	0.01	0.20	2.24	2.23	3.67	1.09	1.09	1.08	1.09	1.12	6.84	0.41	0.15	0.37	2.53	3.38	5.03	4.15	
QUOTE TERRENO	390.67	387.87	388.32	390.68	391.18	389.00	389.50	390.00	390.50	391.00	391.50	392.00	392.50	393.00	393.03	392.91	393.21	393.25	393.50	394.00	394.50	394.82
PROGRESSIVE PROGETTO									-9.14			-5.04	-3.79	-3.51	0.00	3.49	3.74					
PARZIALI PROGETTO									4.10	1.25	0.28	3.51	3.49	0.25								
QUOTE PROGETTO									390.39	393.12	393.02	393.02	393.03	393.03	393.03	393.03						

Asse: NV13-TRATTA-1

SEZIONE 97
PROGRESSIVA 1763.38

- S STERRO
- BA BASE
- MS MISTO STABILIZZATO
- VR VEGETALE IN RILEVATO
- a USURA
- b BINDER
- cc COMPATTAMENTO IN TRINCEA
- de DEMOLIZIONE DI PAVIMENTAZIONE
- fr FRESATURA 10CM
- gr GRADONATURA DEI RILEVATI
- i INERBIMENTO
- sc SCOTICO

- mq 2.98
- mq 0.53
- mq 1.91
- mq 0.81
- m 7.52
- m 7.60
- m 6.13
- m 3.67
- m 3.50
- m 0.74
- m 3.88
- m 0.74

385
Scala 1:200

PROGRESSIVE TERRENO	-20.00	-15.24	-14.90	-13.33	-12.53	-11.68	-10.73	-9.73	-8.67	-7.62	-6.55	-5.49	-4.50	-3.14	4.03	4.54	5.32	5.89	6.31	8.10	9.82	11.61	13.67	15.78	17.92	19.54	20.00
---------------------	--------	--------	--------	--------	--------	--------	--------	-------	-------	-------	-------	-------	-------	-------	------	------	------	------	------	------	------	-------	-------	-------	-------	-------	-------

PARZIALI TERRENO	4.76	0.34	1.57	0.80	0.85	0.95	1.00	1.03	1.06	1.05	1.07	1.06	0.99	1.36	7.17	0.51	0.78	0.57	0.42	1.79	1.72	1.79	2.06	2.11	2.14	1.62	0.46
------------------	------	------	------	------	------	------	------	------	------	------	------	------	------	------	------	------	------	------	------	------	------	------	------	------	------	------	------

QUOTE TERRENO	388.22	388.30	388.50	389.50	390.00	390.50	391.00	391.50	392.00	392.50	393.00	393.50	393.96	394.06	394.16	394.06	396.66	396.65	397.00	397.50	398.00	398.50	399.00	399.50	400.00	400.50	400.67
---------------	--------	--------	--------	--------	--------	--------	--------	--------	--------	--------	--------	--------	--------	--------	--------	--------	--------	--------	--------	--------	--------	--------	--------	--------	--------	--------	--------

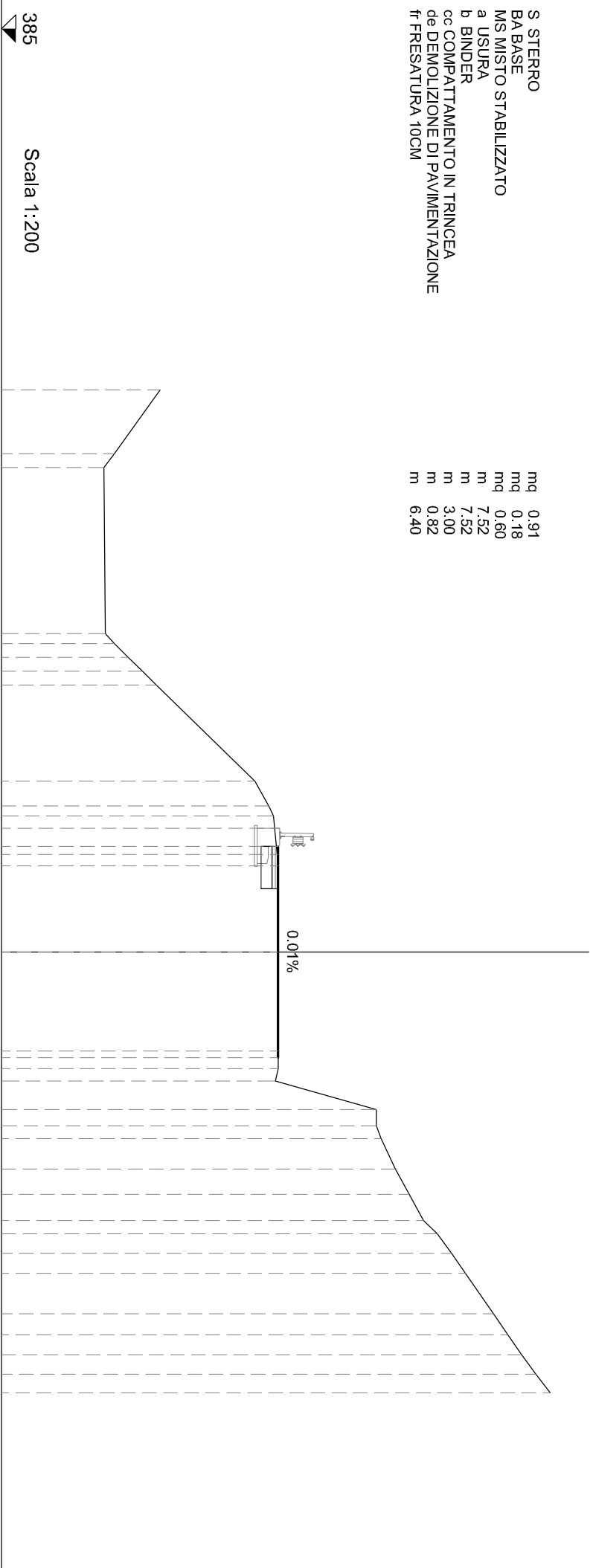
PROGRESSIVE PROGETTO	-7.21	-5.02	-3.77	-3.49	0.00	3.50	3.75	1.79	1.72	1.79	2.06	2.11	2.14	1.62	0.46
----------------------	-------	-------	-------	-------	------	------	------	------	------	------	------	------	------	------	------

PARZIALI PROGETTO	2.19	1.25	0.28	3.49	3.50	0.25
-------------------	------	------	------	------	------	------

QUOTE PROGETTO	392.69	394.15	394.05	394.06	394.11	394.15	394.16
----------------	--------	--------	--------	--------	--------	--------	--------

- S STERRO
- BA BASE
- MS MISTO STABILIZZATO
- a USURA
- b BINDER
- cc COMPATTAMENTO IN TRINCEA
- de DEMOLIZIONE DI PAVIMENTAZIONE
- ff FRESATURA 10CM

- mq 0.91
- mq 0.18
- mq 0.60
- m 7.52
- m 7.52
- m 3.00
- m 0.82
- m 6.40

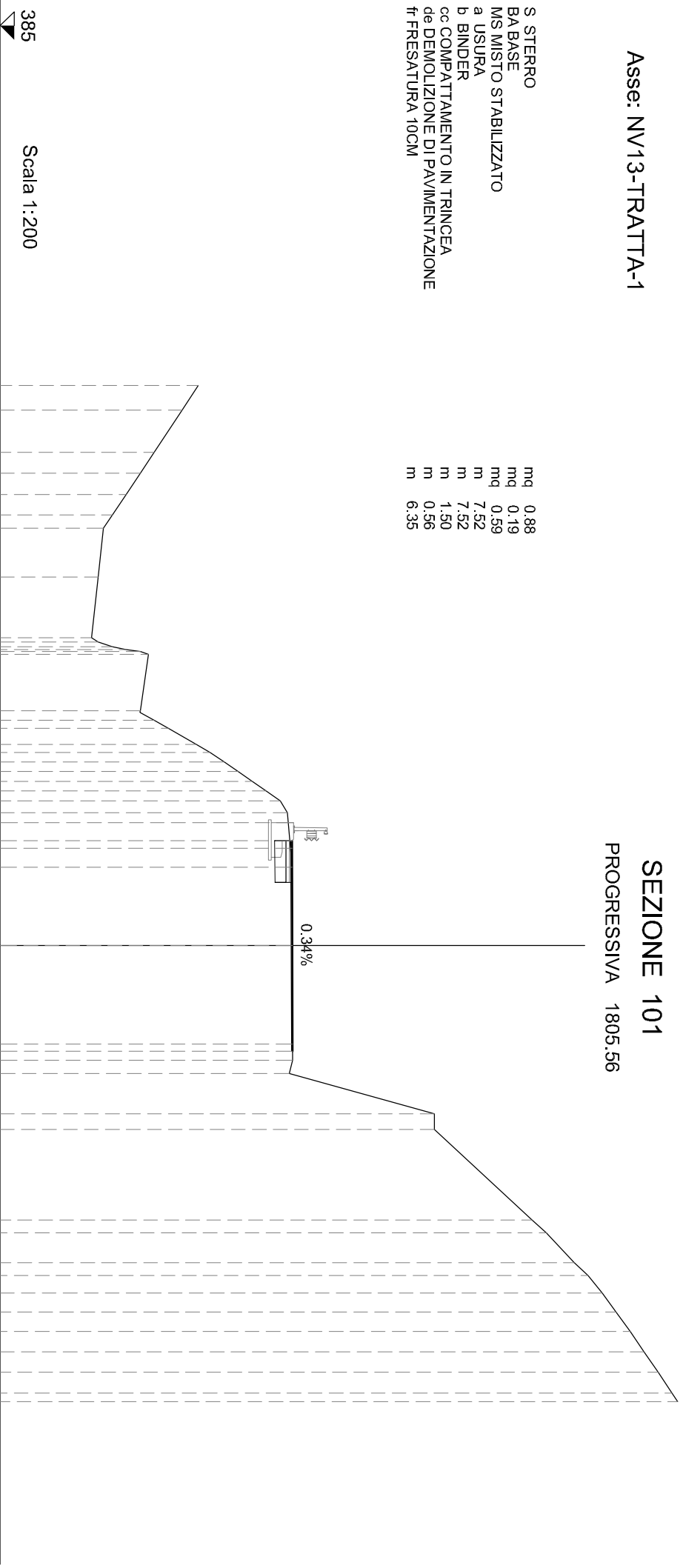


PROGRESSIVE TERRENO	PARZIALI TERRENO	QUOTE TERRENO	PROGRESSIVE PROGETTO	PARZIALI PROGETTO	QUOTE PROGETTO
-20.00	2.25	390.64	-11.33	388.68	394.00
-17.75	0.50	389.00	-10.98	389.00	394.50
-17.25		388.64	-10.49	389.50	394.67
	5.92		-10.00	390.00	394.84
			-9.51	390.50	394.84
	0.35		-6.09	394.00	394.84
	0.49		-5.20	394.50	394.84
	0.49		-4.86	394.67	394.84
	0.49		-3.08	394.84	394.84
	3.42				394.84
	0.89				394.84
	0.34				394.84
	1.78				394.84
	7.22				394.84
	0.44				394.84
	1.03				394.84
	0.57				394.84
	0.45				394.84
	1.09				394.84
	0.90				394.84
	0.92				394.84
	0.48				394.84
	0.70				394.84
	0.72				394.84
	1.43				394.84
	0.74				394.84
	0.72				394.84
	0.70				394.84
	0.66				394.84

Asse: NV13-TRATTA-1

SEZIONE 101
PROGRESSIVA 1805.56

- S STERRO mq 0.88
- BA BASE mq 0.19
- MS MISTO STABILIZZATO mq 0.59
- a USURA m 7.52
- b BINDER m 7.52
- cc COMPATTAMENTO IN TRINCEA m 1.50
- de DEMOLIZIONE DI PAVIMENTAZIONE m 0.56
- ff FRESATURA 10CM m 6.35

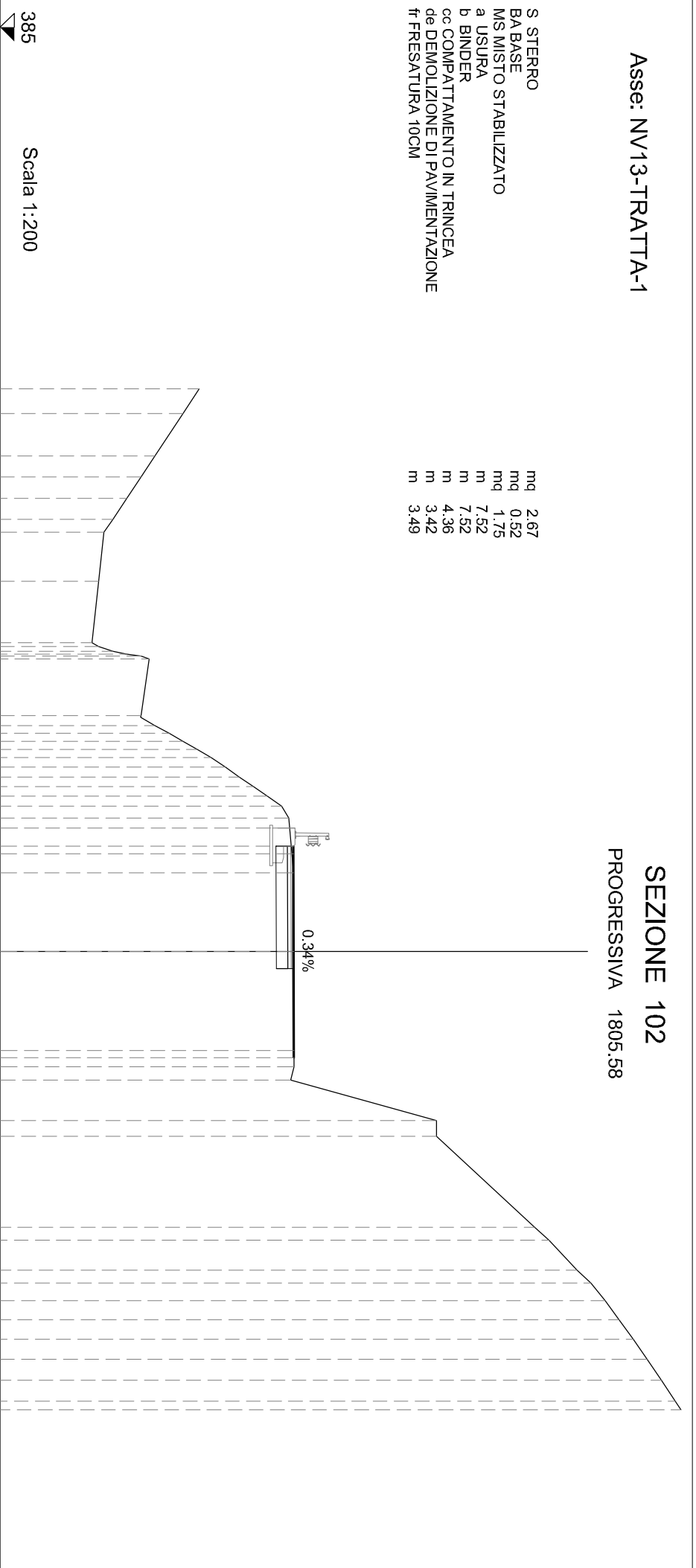


PROGRESSIVE TERRENO	0.88	-20.00			
PARZIALI TERRENO	1.50	-19.12			
QUOTE TERRENO	0.75	-17.62			
PROGRESSIVE PROGETTO	0.74	-16.87			
PARZIALI PROGETTO	0.47	-16.12			
QUOTE PROGETTO	1.75	-15.38			
PROGRESSIVE TERRENO	2.17	-14.91			
PARZIALI TERRENO	0.14	-13.16			
QUOTE TERRENO	0.18	-10.99			
PROGRESSIVE PROGETTO	0.10	-10.85			
PARZIALI PROGETTO	0.06	-10.67			
QUOTE PROGETTO	0.11	-10.57			
PROGRESSIVE TERRENO	2.01	-10.51			
PARZIALI TERRENO	0.06	-10.40			
QUOTE TERRENO	0.11	-8.39			
PROGRESSIVE PROGETTO	2.01	-8.04			
PARZIALI PROGETTO	0.35	-7.76			
QUOTE PROGETTO	0.28	-7.19			
PROGRESSIVE TERRENO	0.57	-6.89			
PARZIALI TERRENO	0.28	-6.56			
QUOTE TERRENO	0.28	-6.21			
PROGRESSIVE PROGETTO	4.40	-5.86			
PARZIALI PROGETTO	0.30	-5.52			
QUOTE PROGETTO	0.33	-5.17			
PROGRESSIVE TERRENO	0.35	-4.74			
PARZIALI TERRENO	0.35	-2.81			
QUOTE TERRENO	0.35				
PROGRESSIVE PROGETTO	0.34				
PARZIALI PROGETTO	0.43				
QUOTE PROGETTO	1.93				
PROGRESSIVE TERRENO	6.91	4.10			
PARZIALI TERRENO	0.47	4.57			
QUOTE TERRENO	1.45	6.02			
PROGRESSIVE PROGETTO	0.56	6.58			
PARZIALI PROGETTO	3.22				
QUOTE PROGETTO	0.46	9.80			
PROGRESSIVE TERRENO	1.07	10.26			
PARZIALI TERRENO	0.46	11.33			
QUOTE TERRENO	0.63	11.79			
PROGRESSIVE PROGETTO	0.67	12.42			
PARZIALI PROGETTO	0.70	13.09			
QUOTE PROGETTO	0.72	13.79			
PROGRESSIVE TERRENO	0.73	14.51			
PARZIALI TERRENO	0.75	15.24			
QUOTE TERRENO	0.30	15.99			
PROGRESSIVE PROGETTO		16.29			
PARZIALI PROGETTO					
QUOTE PROGETTO					

Asse: NV13-TRATTA-1

SEZIONE 102
PROGRESSIVA 1805.58

- S STERRO mq 2.67
- BA BASE mq 0.52
- MS MISTO STABILIZZATO mq 1.75
- a USURA m 7.52
- b BINDER m 7.52
- cc COMPATTAMENTO IN TRINCEA m 4.36
- de DEMOLIZIONE DI PAVIMENTAZIONE m 3.42
- ff FRESATURA 10CM m 3.49



Scala 1:200

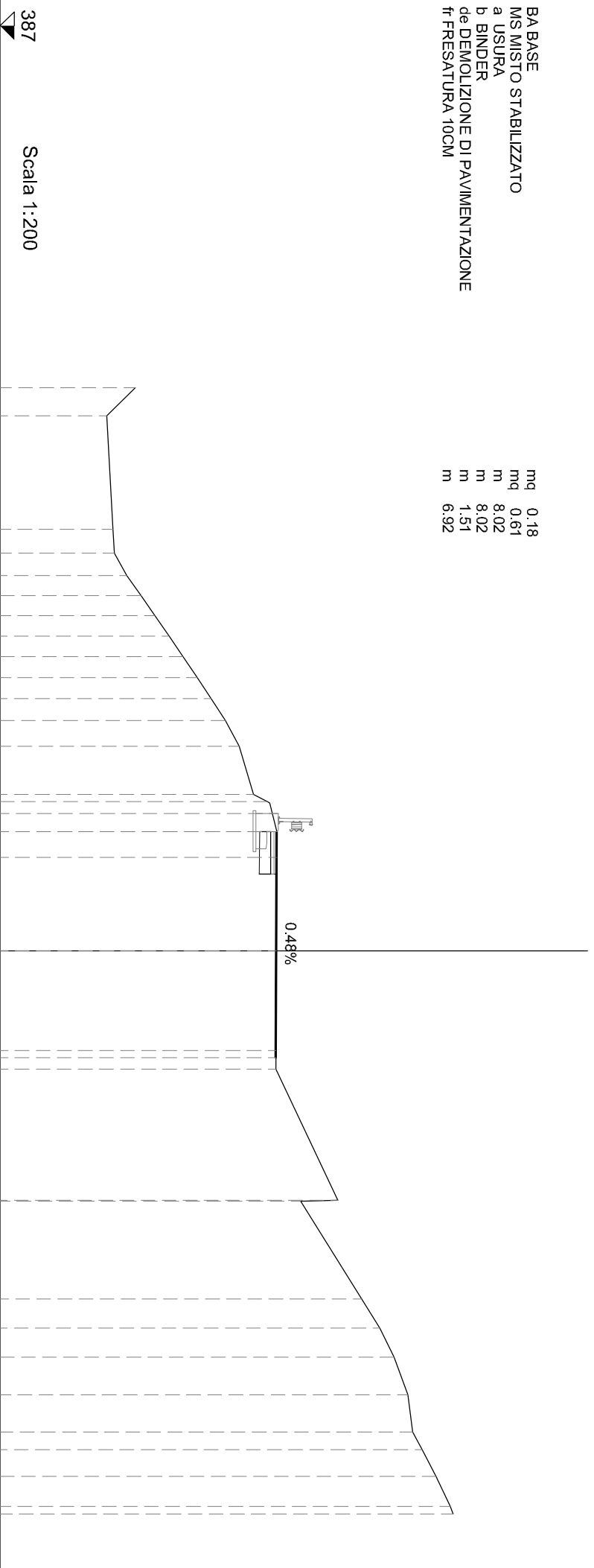
PROGRESSIVE TERRENO	PARZIALI TERRENO	QUOTE TERRENO	PROGRESSIVE PROGETTO	PARZIALI PROGETTO	QUOTE PROGETTO
20.00	1.50	392.08	19.12	0.75	391.50
17.62	0.76	390.50	16.87	0.46	390.00
16.11	1.75	389.50	15.37	1.75	389.00
14.91	2.17	388.68	13.16	2.17	388.50
10.99	0.15	388.26	10.84	0.15	388.50
10.67	0.17	389.00	10.67	0.17	389.00
10.57	0.10	389.50	10.57	0.10	389.50
10.51	0.06	390.00	10.51	0.06	390.00
10.40	0.11	390.30	10.40	0.11	390.30
8.39	2.01	390.00	8.39	2.01	390.00
8.04	0.35	390.50	8.04	0.35	390.50
7.75	0.29	391.00	7.75	0.29	391.00
7.47	0.28	391.50	7.47	0.28	391.50
7.19	0.28	392.00	7.19	0.28	392.00
6.89	0.28	392.50	6.89	0.28	392.50
6.56	0.30	393.00	6.56	0.30	393.00
6.21	0.33	393.50	6.21	0.33	393.50
5.86	0.35	394.00	5.86	0.35	394.00
5.52	0.34	394.50	5.52	0.34	394.50
5.17	0.35	395.00	5.17	0.35	395.00
4.74	0.35	395.26	4.74	0.35	395.26
2.81	0.43	395.43	2.81	0.43	395.43
	0.34			0.34	
	0.35			0.35	
	1.93			1.93	
	3.77			3.77	
4.10	6.91	395.45	4.10	6.91	395.45
4.57	1.45	395.33	4.57	1.45	395.33
6.02	0.56	400.51	6.02	0.56	400.51
6.58	3.22	400.51	6.58	3.22	400.51
9.80	0.47	404.00	9.80	0.47	404.00
10.27	1.06	404.50	10.27	1.06	404.50
11.33	0.46	405.50	11.33	0.46	405.50
11.79	0.63	406.00	11.79	0.63	406.00
12.42	0.66	406.50	12.42	0.66	406.50
13.08	0.70	407.00	13.08	0.70	407.00
13.78	0.72	407.50	13.78	0.72	407.50
14.50	0.74	408.00	14.50	0.74	408.00
15.24	0.74	408.50	15.24	0.74	408.50
15.98	0.31	409.00	15.98	0.31	409.00
16.29		409.20	16.29		409.20

Asse: NV13-TRATTA-1

SEZIONE 108
PROGRESSIVA 1890.11

BA BASE
MS MISTO STABILIZZATO
a USURA
b BINDER
de DEMOLIZIONE DI PAVIMENTAZIONE
ff FRESATURA 10CM

m^q 0.18
m^q 0.61
m 8.02
m 8.02
m 1.51
m 6.92



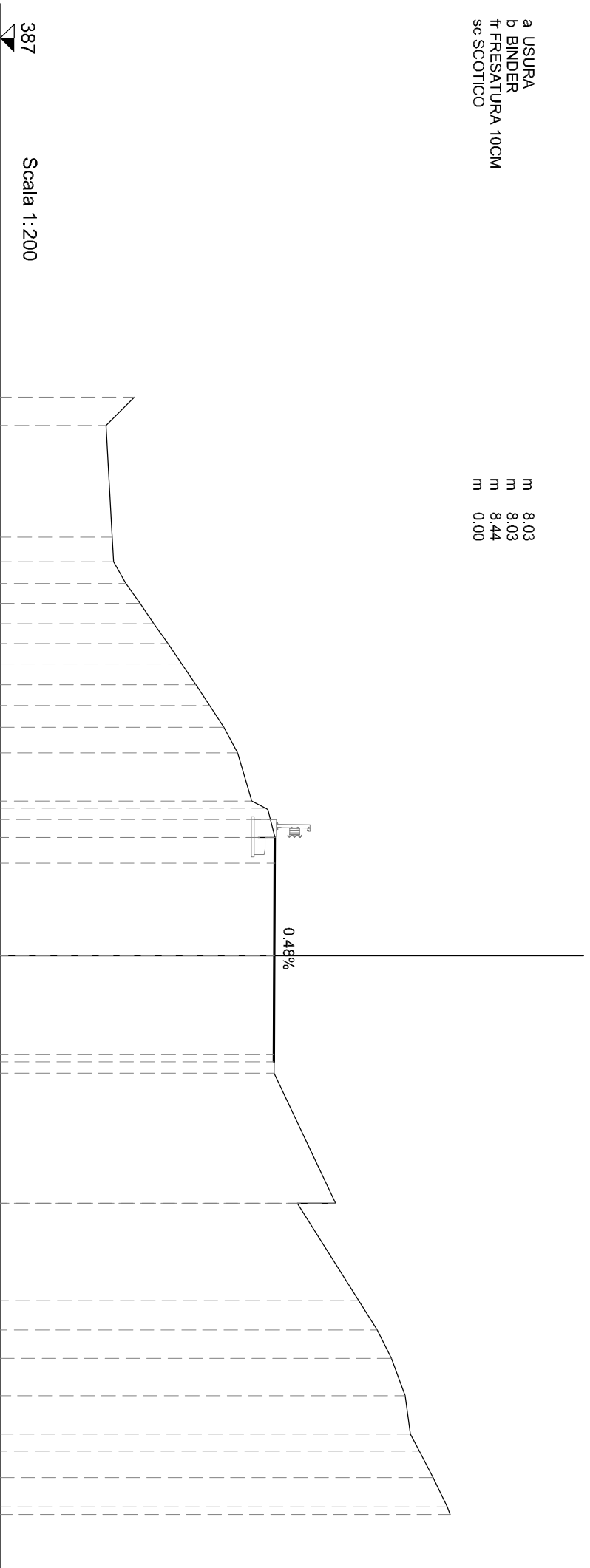
PROGRESSIVE TERRENO	PARZIALI TERRENO	QUOTE TERRENO	PROGRESSIVE PROGETTO	PARZIALI PROGETTO	QUOTE PROGETTO
-20.00	1.00	391.80	-19.00	4.03	390.79
-14.97	0.85	391.00	-14.12	0.78	391.06
-13.34	0.72	391.50	-12.62	0.72	392.00
-11.90	0.72	392.50	-11.18	0.72	393.00
-10.45	0.73	393.50	-9.71	0.74	394.00
-8.96	0.75	394.50	-8.18	0.78	395.00
-7.27	0.91	395.50	-5.56	1.71	396.00
-5.30	0.26	396.50	-4.23	1.07	396.84
	8.43			3.32	
	4.20	396.80		3.54	396.80
	4.65			0.25	
8.85	0.03	399.00			
8.88	3.48	397.68			
12.36	1.03	399.84			
13.39	1.04	400.50			
14.43	1.34	401.00			
15.77	1.32	401.50			
17.09	0.63	401.67			
17.72	0.95	402.00			
18.67	1.05	402.50			
19.72	0.28	403.00			
20.00		403.10			
					396.89
					396.84
					396.83
					396.82
					396.80
					396.80

Asse: NV13-TRATTA-1

SEZIONE 109
PROGRESSIVA 1890.12

a USURA
b BINDER
If FRESATURA 10CM
sc SCOTICO

m 8.03
m 8.03
m 8.44
m 0.00



PROGRESSIVE TERRENO	PARZIALI TERRENO	QUOTE TERRENO	PROGRESSIVE PROGETTO	PARZIALI PROGETTO	QUOTE PROGETTO
-20.00	1.00	391.80	-4.89	0.65	396.89
-19.00	4.00	390.79	-4.24	0.92	396.84
-15.00	0.88	391.00	-3.32	3.32	396.83
-14.12	0.78	391.06	0.00	3.54	396.82
-13.34	0.72	391.50	3.54	0.25	396.80
-12.62	0.72	392.00	3.79		396.80
-11.90	0.72	392.50			
-11.18	0.73	393.00			
-10.45	0.74	393.50			
-9.71	0.75	394.00			
-8.96	0.78	394.50			
-8.18	0.91	395.00			
-7.27	1.72	395.50			
-5.55	0.26	396.00			
-5.29	1.06	396.50			
-4.23	8.43	396.84			
	4.20	396.80			
	4.66	399.00			
8.86	3.48	397.63			
8.86	1.05	399.84			
12.34	1.03	400.50			
13.39	1.33	401.00			
14.42	1.36	401.50			
15.75	0.62	401.67			
17.11	0.94	402.00			
17.73	1.06	402.50			
18.67	0.27	403.00			
19.73		403.10			
20.00					

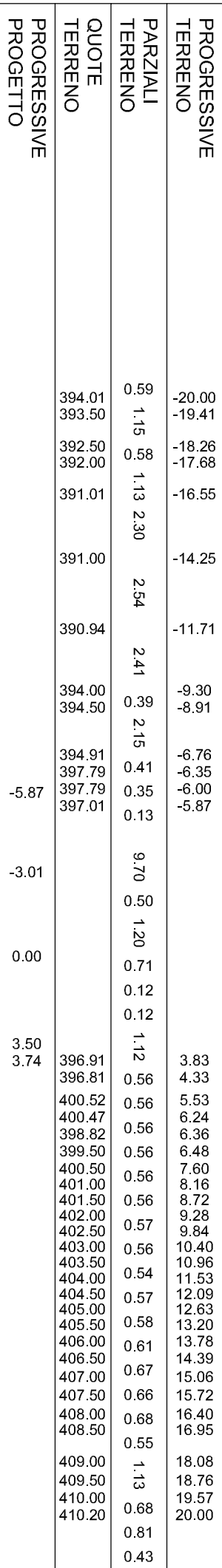
Asse: NV13-TRATTA-1

SEZIONE 110
PROGRESSIVA 1908.49

a USURA
b BINDER
f FRESATURA 10CM

m 9.61
m 9.61
m 9.61

387
Scala 1:200



PARZIALI PROGETTO	QUOTE PROGETTO
2.86	397.01
3.01	396.98
3.50	396.95
0.24	396.91
	396.91

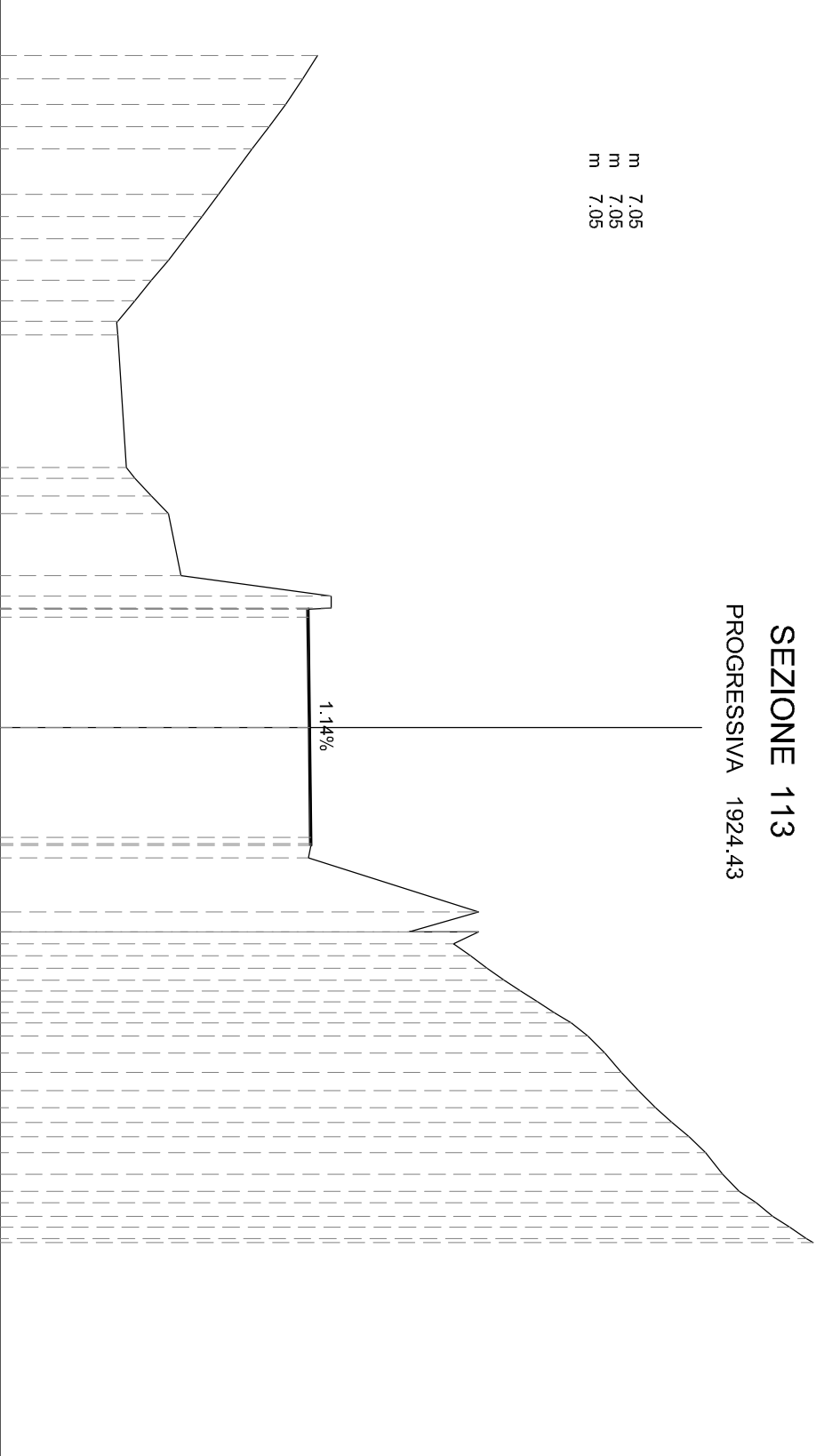
Asse: NV13-TRATTA-1

SEZIONE 113
 PROGRESSIVA 1924.43

a USURA
 b BINDER
 f FRESATURA 10CM

m 7.05
 m 7.05
 m 7.05

388
 Scala 1:200



Asse: NV13-TRATTA-1

SEZIONE 113a
PROGRESSIVA 1924.43

a USURA
b BINDER
de DEMOLIZIONE DI PAVIMENTAZIONE
f FRESATURA 10CM

m 7.05
m 7.05
m 3.47
m 3.50

388
Scala 1:200

PROGRESSIVE TERRENO	0.69 0.75 -20.00 -19.31 -18.56 -17.89 -17.22 -15.88 -15.21 -14.55 -13.92 -13.31 -12.71 -12.10 -11.70 -7.75 -7.43 -6.90 -6.37 -4.53 -3.91 -3.56 -3.52
------------------------	--

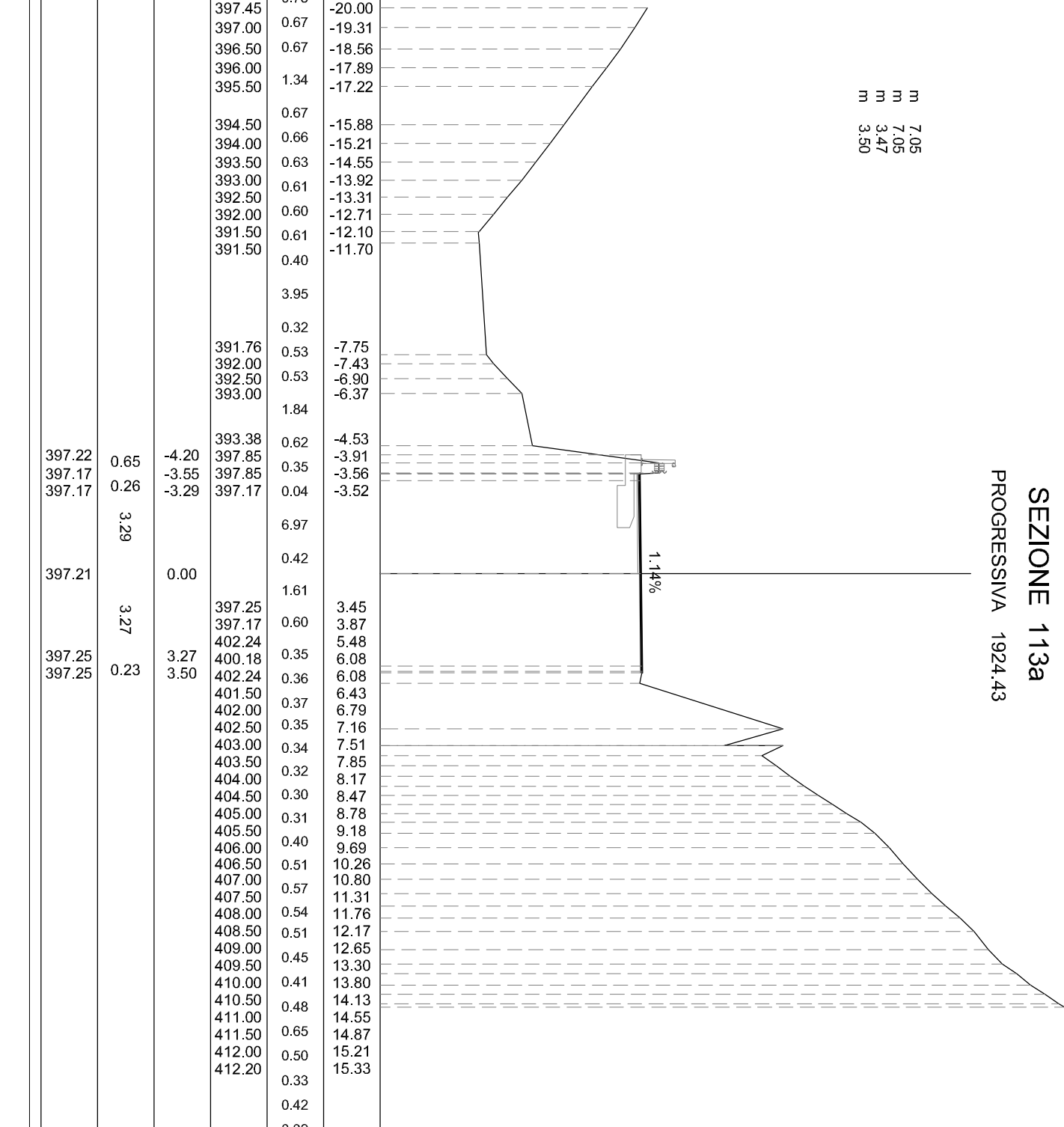
PARZIALI TERRENO	0.67 0.67 0.67 1.34 0.67 0.66 0.63 0.61 0.60 0.61 0.40 0.32 0.53 0.53 1.84 0.62 0.35 0.04 6.97 0.42 1.61 0.60 0.35 0.36 0.37 0.34 0.32 0.30 0.31 0.40 0.51 0.57 0.54 0.51 0.45 0.41 0.48 0.65 0.50 0.33 0.42 0.32 0.34 0.12
---------------------	--

QUOTE TERRENO	397.45 397.00 396.50 396.00 395.50 394.50 394.00 393.50 393.00 392.50 392.00 391.50 391.50 391.76 392.00 392.50 393.00 393.38 397.85 397.85 397.17
------------------	--

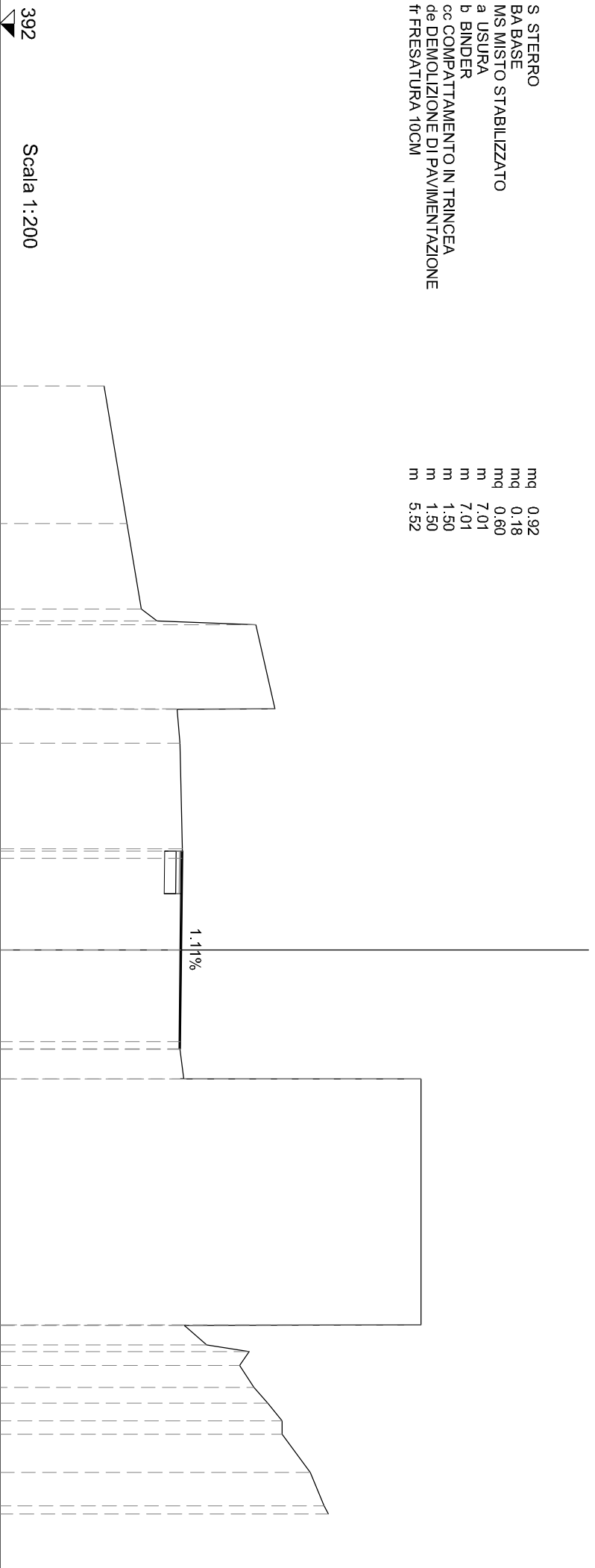
PROGRESSIVE PROGETTO	-4.20 -3.55 -3.29 0.00 3.27 3.50
-------------------------	---

PARZIALI PROGETTO	0.65 0.26 3.29 3.27 0.23
----------------------	--------------------------------------

QUOTE PROGETTO	397.22 397.17 397.17 397.21 397.25 397.25
-------------------	--

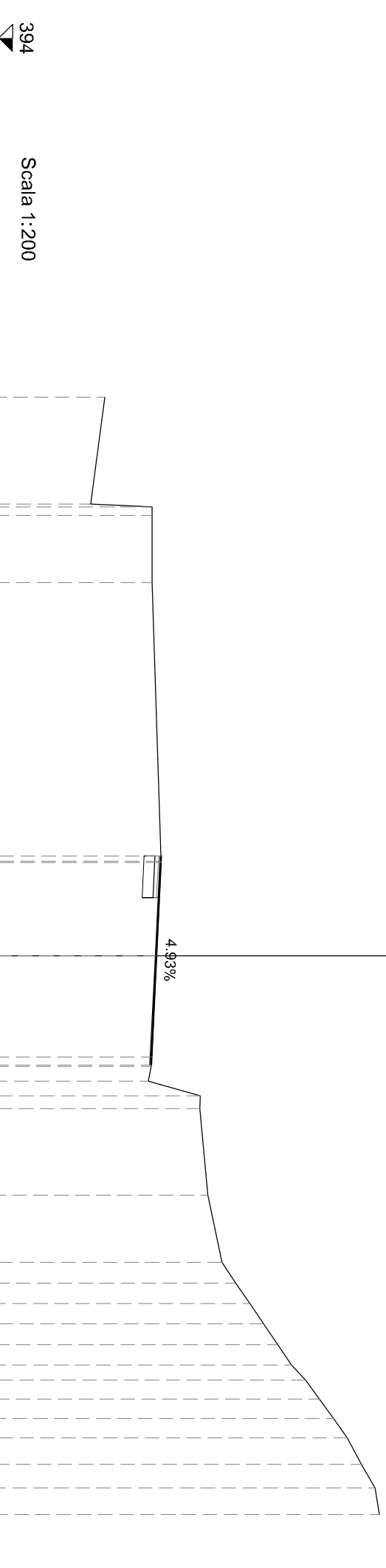


- S STERRO mq 0.92
- BA BASE mq 0.18
- MS MISTO STABILIZZATO mq 0.60
- a USURA m 7.01
- b BINDER m 7.01
- cc COMPATTAMENTO IN TRINCEA m 1.50
- de DEMOLIZIONE DI PAVIMENTAZIONE m 1.50
- ff FRESATURA 10CM m 5.52



PROGRESSIVE TERRENO	PARZIALI TERRENO	QUOTE TERRENO	PROGRESSIVE PROGETTO	PARZIALI PROGETTO	QUOTE PROGETTO
-20.00	4.88	395.69	-3.51	0.26	398.46
-15.12	3.03	396.50	-3.25	3.25	398.45
-12.09	0.41	397.00	0.00	3.25	398.42
-11.68	0.14	397.56	3.25	0.25	398.38
-11.54	2.99	401.07	3.50		398.38
-8.55	0.02	401.76			
-8.53	1.19	398.28			
-7.34	3.75	398.38			
-3.59	7.10	398.46			
3.51	1.05	398.38			
4.56	0.02	398.51			
4.58	8.71	406.93			
13.29	0.02	406.93			
13.31	0.70	398.53			
13.31	0.23	399.19			
14.01	0.49	399.34			
14.24	0.78	400.83			
14.73	0.56	400.50			
15.51	0.62	401.00			
16.07	0.48	401.50			
16.69	1.36	402.00			
17.17	1.19	402.00			
18.53	0.28	403.00			
19.72		403.50			
20.00		403.64			

S STERRO mq 0.93
 BA BASE mq 0.17
 MS MISTO STABILIZZATO mq 0.61
 a USURA m 7.50
 b BINDER m 7.50
 cc COMPATTAMENTO IN TRINCEA m 1.50
 de DEMOLIZIONE DI PAVIMENTAZIONE m 1.31
 ff FRESATURA 10CM m 6.04

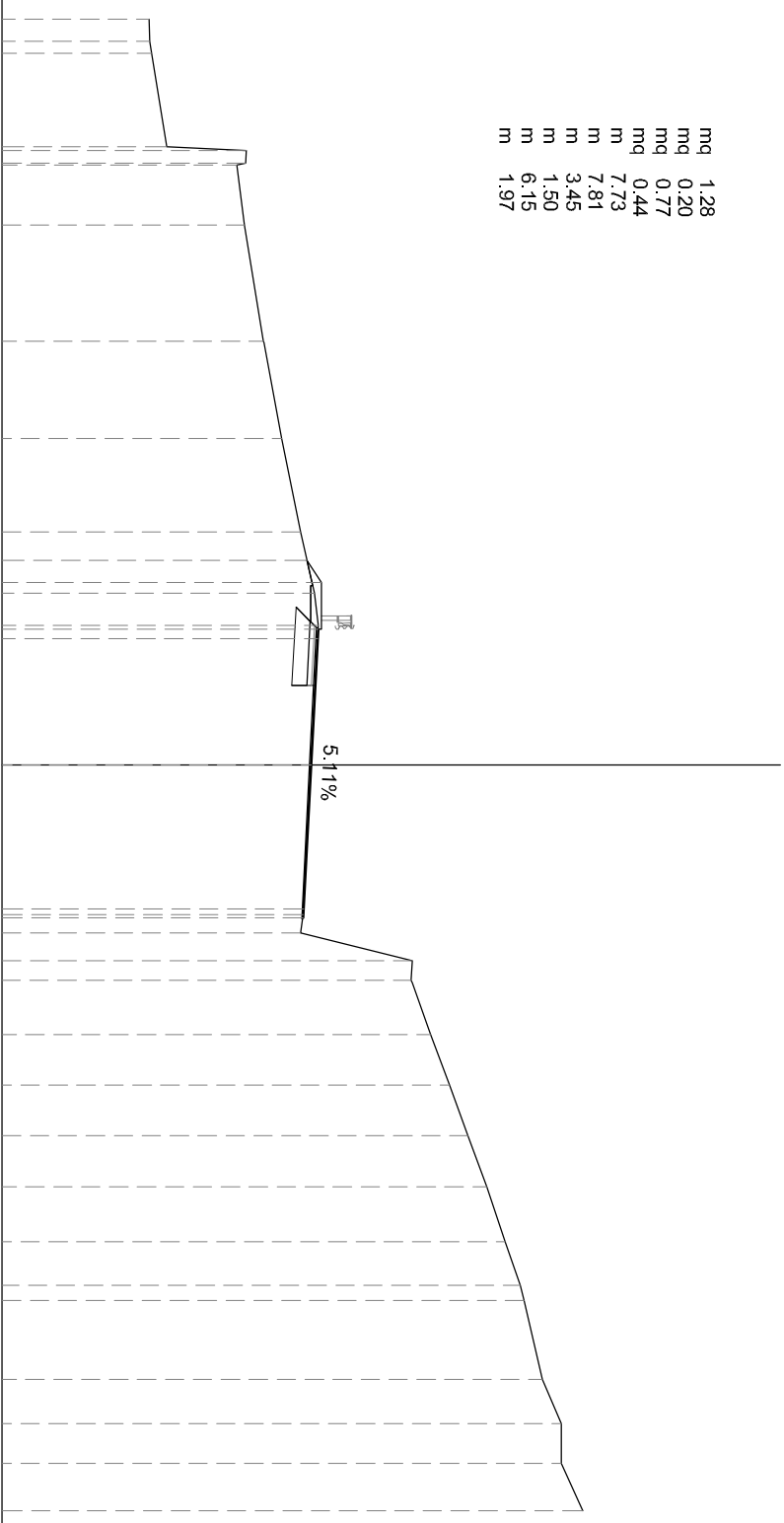


PROGRESSIVE TERRENO	PARZIALI TERRENO	QUOTE TERRENO	PROGRESSIVE PROGETTO	PARZIALI PROGETTO	QUOTE PROGETTO
-20.00	3.82	397.80	-16.18	0.11	397.29
-16.18	0.30	397.29	-16.07	0.30	399.49
-16.07	2.40	399.49	-15.77	2.40	399.49
-13.37	9.98	399.50	-3.39	3.33	399.83
-3.39	7.35	399.82	-3.33	0.25	399.82
3.96	0.53	399.46	0.00	3.62	399.65
4.49	0.51	399.36	3.62	0.30	399.47
5.00	0.47	401.23	3.92	0.30	399.46
5.47	3.09	401.21			
8.56	2.41	401.50			
10.97	0.74	402.00			
11.71	0.73	402.50			
12.44	0.74	403.00			
13.18	0.73	403.50			
13.91	0.73	404.00			
14.64	0.55	404.50			
15.19	0.68	405.00			
15.87	0.68	405.50			
16.56	0.69	406.00			
17.25	0.69	406.50			
18.20	0.95	407.00			
19.04	0.84	407.50			
20.00	0.96	407.65			

- S STERRO
- BA BASE
- MS MISTO STABILIZZATO
- VR VEGETALE IN RILEVATO
- a USURA
- b BINDER
- cc COMPATTAMENTO IN TRINCEA
- de DEMOLIZIONE DI PAVIMENTAZIONE
- fr FRESATURA 10CM
- i INERBIMENTO

- mq 1.28
- mq 0.20
- mq 0.77
- mq 0.44
- m 7.73
- m 7.81
- m 3.45
- m 1.50
- m 6.15
- m 1.97

392
 Scala 1:200




PROGRESSIVE TERRENO	PARZIALI TERRENO	QUOTE TERRENO	PROGRESSIVE PROGETTO	PARZIALI PROGETTO	QUOTE PROGETTO
-20.00	0.59	395.94	-11.37	399.00	400.18
-19.41	0.31	395.95	-8.75	399.50	400.57
-19.10	2.51	396.00	-6.26	400.00	400.47
-16.59	0.11	396.42	-4.60	400.38	400.46
-16.48	0.11	398.55	-3.75	400.48	
-16.15	0.33	398.54			
-16.10	0.05	398.30			
-14.48	1.62	398.50			
	3.11				
	2.62				
	2.49				
	1.66	400.00			
	0.85	400.38			
	0.85	400.48			
	7.76				
	0.50	400.08			
	0.74	400.00			
	0.52	403.00			
	1.45	402.98			
	1.37	403.50			
	1.34	404.00			
	1.38	404.50			
	1.47	405.00			
	1.17	405.50			
	0.40	405.89			
	2.13	406.00			
	1.18	406.50			
	1.07	407.00			
	1.27	407.00			
		407.57			

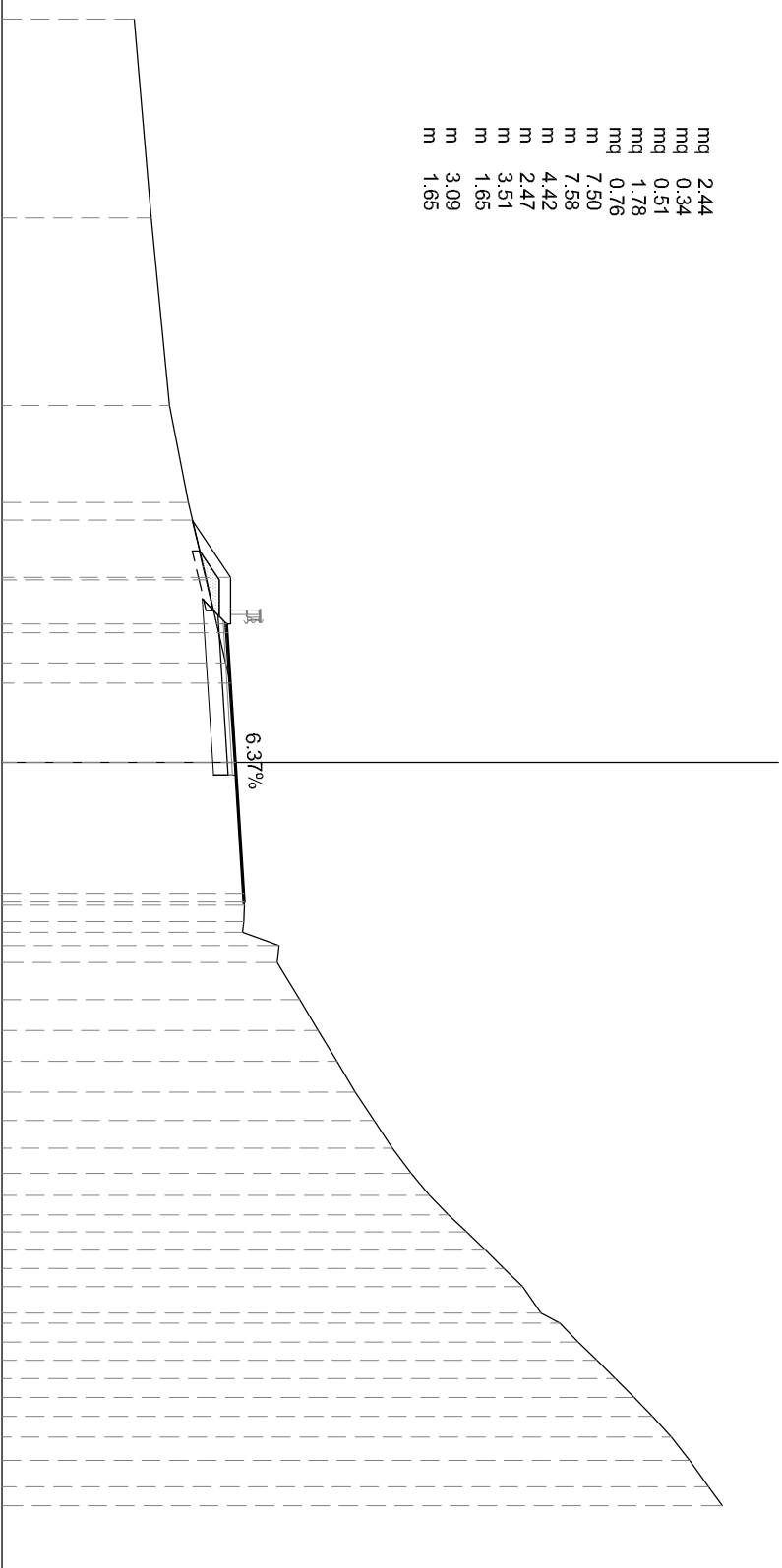
Asse: NV13-TRATTA-1

SEZIONE 126
PROGRESSIVA 2141.43

- S STERRO
- R RIPOSTO
- BA BASE
- MS MISTO STABILIZZATO
- VR VEGETALE IN RILEVATO
- a USURA
- b BINDER
- cc COMPATTAMENTO IN TRINCEA
- de DEMOLIZIONE DI PAVIMENTAZIONE
- ff FRESATURA 10CM
- gr GRADONATURA DEI RILEVATI
- i INERBIMENTO
- sc SCOTTICO

- mq 2.44
- mq 0.34
- mq 0.51
- mq 1.78
- mq 0.76
- m 7.50
- m 7.58
- m 4.42
- m 2.47
- m 3.51
- m 1.65
- m 3.09
- m 1.65

396  Scala 1:200



PROGRESSIVE TERRENO	PARZIALI TERRENO	QUOTE TERRENO	PROGRESSIVE PROGETTO	PARZIALI PROGETTO	QUOTE PROGETTO
-20.00	5.35	399.54	-20.00	5.35	399.54
-14.65	5.05	400.00	-14.65	5.05	400.00
-9.60	2.60	400.50	-9.60	2.60	400.50
-7.00	2.08	401.00	-7.00	2.08	401.00
-4.92	2.25	401.50	-4.92	2.25	401.50
-2.67	0.53	402.00	-2.67	0.53	402.00
-2.14	5.98	402.14	-2.14	5.98	402.14
0.30	0.44	402.00	0.30	0.44	402.00
0.34	0.30	402.14	0.34	0.30	402.14
0.46	0.34	402.00	0.46	0.34	402.00
1.00	0.46	402.14	1.00	0.46	402.14
0.83	1.00	402.52	0.83	1.00	402.52
3.84	0.83	402.50	3.84	0.83	402.50
4.28	0.82	402.46	4.28	0.82	402.46
4.58	0.77	403.45	4.58	0.77	403.45
4.92	0.75	403.39	4.92	0.75	403.39
5.38	0.67	404.00	5.38	0.67	404.00
6.38	0.60	404.50	6.38	0.60	404.50
7.21	0.52	405.00	7.21	0.52	405.00
8.04	0.45	405.50	8.04	0.45	405.50
8.86	0.51	406.00	8.86	0.51	406.00
9.63	0.48	406.50	9.63	0.48	406.50
10.38	0.49	407.00	10.38	0.49	407.00
11.05	0.72	407.50	11.05	0.72	407.50
11.65	0.27	408.00	11.65	0.27	408.00
12.17	0.50	408.50	12.17	0.50	408.50
12.62	0.49	409.00	12.62	0.49	409.00
13.13	0.27	409.50	13.13	0.27	409.50
13.61	0.50	410.00	13.61	0.50	410.00
14.10	0.49	410.50	14.10	0.49	410.50
14.82	0.50	411.00	14.82	0.50	411.00
15.09	0.50	411.50	15.09	0.50	411.50
15.59	0.50	412.00	15.59	0.50	412.00
16.08	0.50	412.50	16.08	0.50	412.50
16.58	0.51	413.00	16.58	0.51	413.00
17.08	0.56	413.50	17.08	0.56	413.50
17.59	0.63	414.00	17.59	0.63	414.00
18.15	0.70	414.50	18.15	0.70	414.50
18.78	0.52	415.00	18.78	0.52	415.00
19.48		415.37	19.48		415.37
20.00			20.00		

- S STERRO mq 1.90
- BA BASE mq 0.35
- MS MISTO STABILIZZATO mq 1.22
- a USURA m 7.49
- b BINDER m 7.49
- cc COMPATTAMENTO IN TRINCEA m 3.01
- de DEMOLIZIONE DI PAVIMENTAZIONE m 1.48
- ff FRESATURA 10CM m 4.48

396
Scala 1:200

PROGRESSIVE TERRENO	-20.00	-16.37	-16.33	-16.03	-16.00	-9.95	-4.78	-4.76	-4.39	-4.35	-2.72	3.24	11.60	12.14	12.72	13.28	13.85	14.41	14.96	15.52	16.07	16.62	17.16	17.72	18.29	18.85	19.42	19.98	20.00
---------------------	--------	--------	--------	--------	--------	-------	-------	-------	-------	-------	-------	------	-------	-------	-------	-------	-------	-------	-------	-------	-------	-------	-------	-------	-------	-------	-------	-------	-------

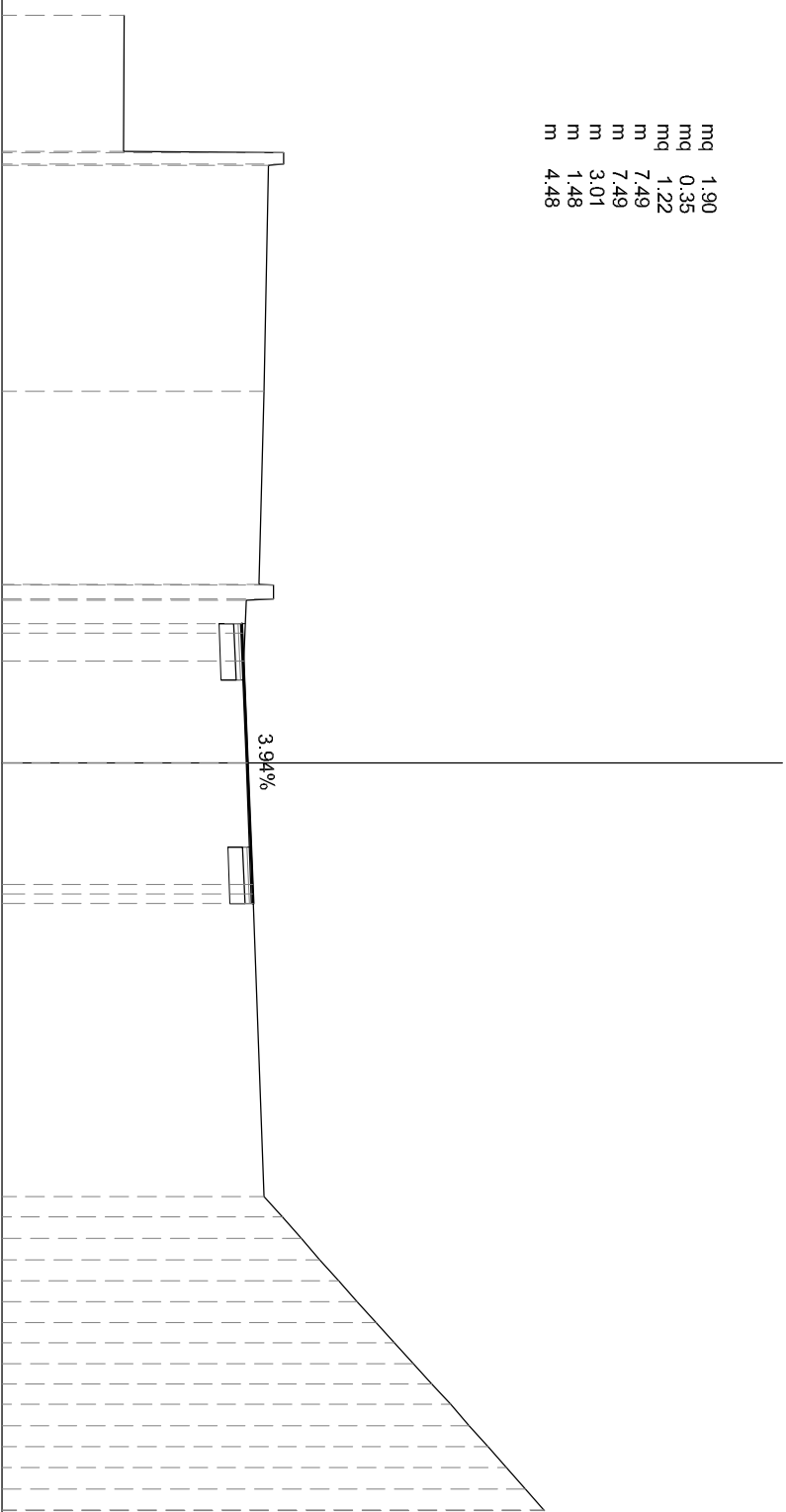
PARZIALI TERRENO	3.63	0.04	0.30	0.03	6.05	5.17	0.02	0.37	0.04	1.63	5.96	8.36	0.54	0.58	0.56	0.57	0.56	0.55	0.55	0.55	0.54	0.56	0.57	0.56	0.57	0.56	0.57	0.56	0.02
------------------	------	------	------	------	------	------	------	------	------	------	------	------	------	------	------	------	------	------	------	------	------	------	------	------	------	------	------	------	------

QUOTE TERRENO	399.25	399.25	403.53	403.53	403.13	403.00	402.86	403.26	403.26	402.52	402.46	402.69	403.00	403.50	404.00	404.50	405.00	405.50	406.00	406.50	407.00	407.50	408.00	408.50	409.00	409.50	410.00	410.50	410.52
---------------	--------	--------	--------	--------	--------	--------	--------	--------	--------	--------	--------	--------	--------	--------	--------	--------	--------	--------	--------	--------	--------	--------	--------	--------	--------	--------	--------	--------	--------

PROGRESSIVE PROGETTO																													
----------------------	--	--	--	--	--	--	--	--	--	--	--	--	--	--	--	--	--	--	--	--	--	--	--	--	--	--	--	--	--

PARZIALI PROGETTO																													
-------------------	--	--	--	--	--	--	--	--	--	--	--	--	--	--	--	--	--	--	--	--	--	--	--	--	--	--	--	--	--

QUOTE PROGETTO																													
----------------	--	--	--	--	--	--	--	--	--	--	--	--	--	--	--	--	--	--	--	--	--	--	--	--	--	--	--	--	--




Asse: NV13-TRATTA-1

SEZIONE 133
PROGRESSIVA 2259.34

S STERRO
BA BASE
MS MISTO STABILIZZATO
a USURA
b BINDER
cc COMPATTAMENTO IN TRINCEA
de DEMOLIZIONE DI PAVIMENTAZIONE
ff FRESATURA 10CM

mq 1.49
mq 0.30
mq 0.97
m 7.25
m 7.25
m 2.43
m 0.51
m 4.84

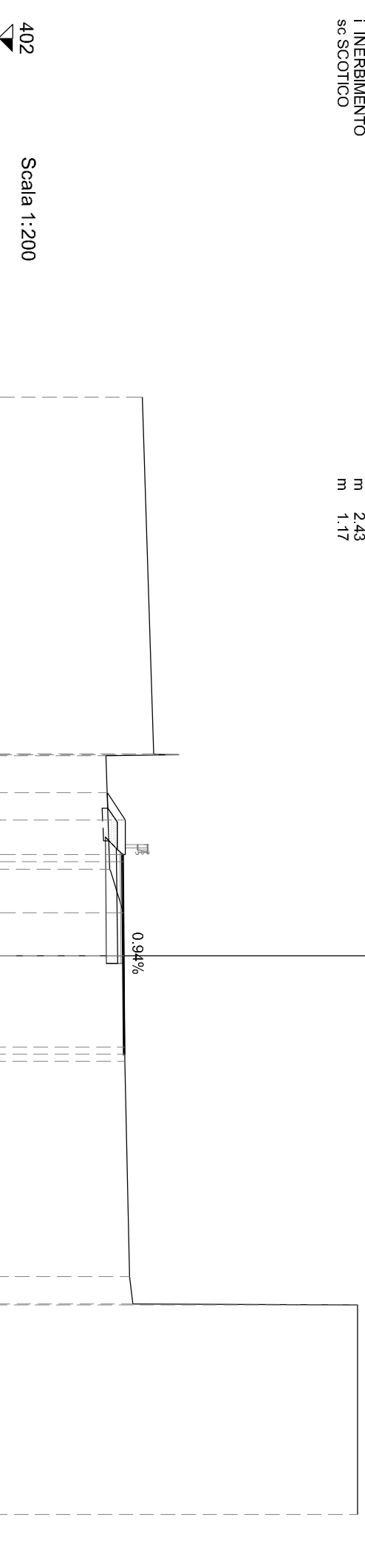


PROGRESSIVE TERRENO	-20.00	-1.76	3.59	4.33	5.25	5.84	6.26	7.22	15.28	19.02	20.00
PARZIALI TERRENO		18.24	5.35	0.74	0.92	0.59	0.42	0.96	8.06	3.74	0.98
QUOTE TERRENO	405.10	405.37	405.42	405.00	404.50	404.00	403.96	404.00	404.50	404.81	405.25
PROGRESSIVE PROGETTO		-3.68	-3.43	0.00	3.32	3.57					
PARZIALI PROGETTO		0.25	3.43	3.32	0.25						
QUOTE PROGETTO	405.36	405.36	405.39	405.42	405.42						

Asse: NV13-TRATTA-1

SEZIONE 135a
PROGRESSIVA 2291.33

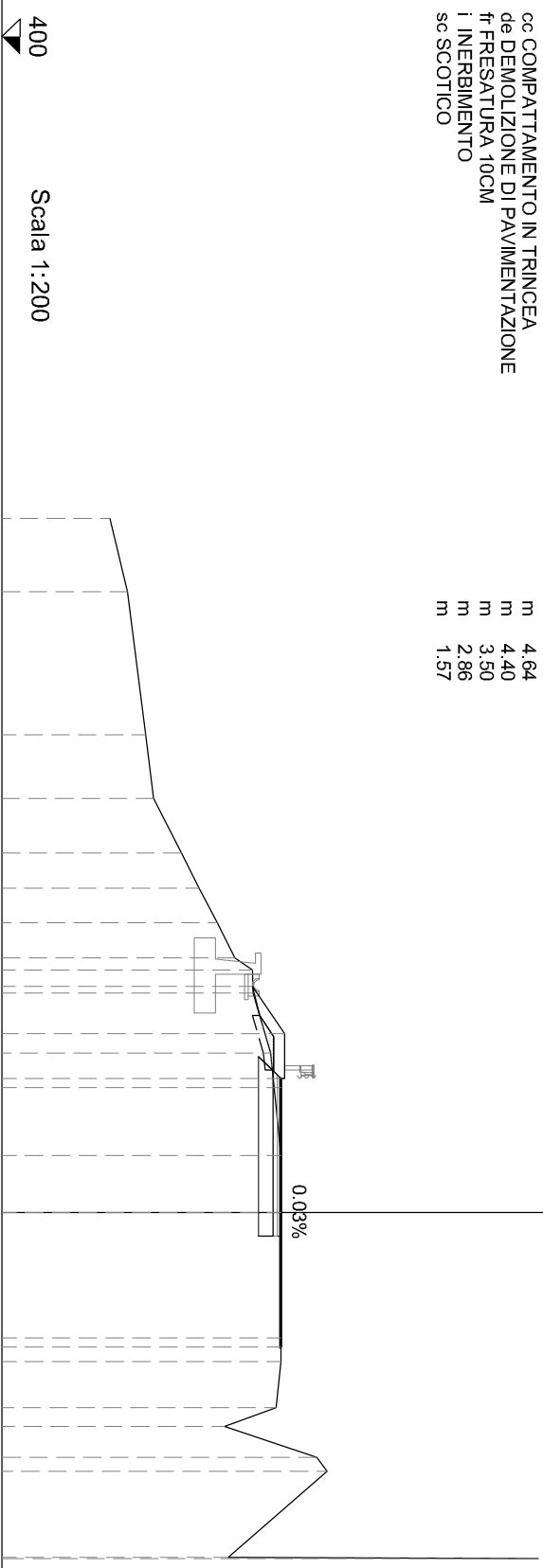
- S STERRO mq 1.89
- R RIPIORTO mq 0.32
- BA BASE mq 0.48
- MS MISTO STABILIZZATO mq 1.75
- VR VEGETALE IN RILEVATO mq 0.61
- a USURA m 7.13
- b BINDER m 7.21
- cc COMPATTAMENTO IN TRINCEA m 4.39
- de DEMOLIZIONE DI PAVIMENTAZIONE m 3.89
- ff FRESATURA 10CM m 3.51
- i INERBIMENTO m 2.43
- sc SCOTTICO m 1.17



402	407.14	407.55	408.45	405.84	405.98	406.46	406.51	406.68	406.80	414.86	414.86	
PROGRESSIVE TERRENO		-20.00	-7.24	-7.21	-7.18	-3.11	-1.54		11.47	12.47	12.49	20.00
PARZIALI TERRENO	12.76	0.03	0.03	4.07	1.57	5.32	3.78	7.69	1.00	0.02	7.51	
QUOTE TERRENO				-5.85	-4.87	-3.62	-3.37		0.00	3.26	3.51	
PROGRESSIVE PROGETTO												
PARZIALI PROGETTO				0.98	1.25	0.25	3.37	3.26	0.25			
QUOTE PROGETTO				405.89	406.54	406.44	406.44	406.47	406.50	406.51		

- S STERRO
- R RIPIORTO
- BA BASE
- MS MISTO STABILIZZATO
- VR VEGETALE IN RILEVATO
- a USURA
- b BINDER
- cc COMPATTAMENTO IN TRINCEA
- de DEMOLIZIONE DI PAVIMENTAZIONE
- ft FRESATURA 10CM
- i INERBIMENTO
- sc SCOTTICO

- mq 2.66
- mq 0.16
- mq 0.55
- mq 1.93
- mq 0.70
- m 7.50
- m 7.58
- m 4.64
- m 4.40
- m 3.50
- m 2.86
- m 1.57

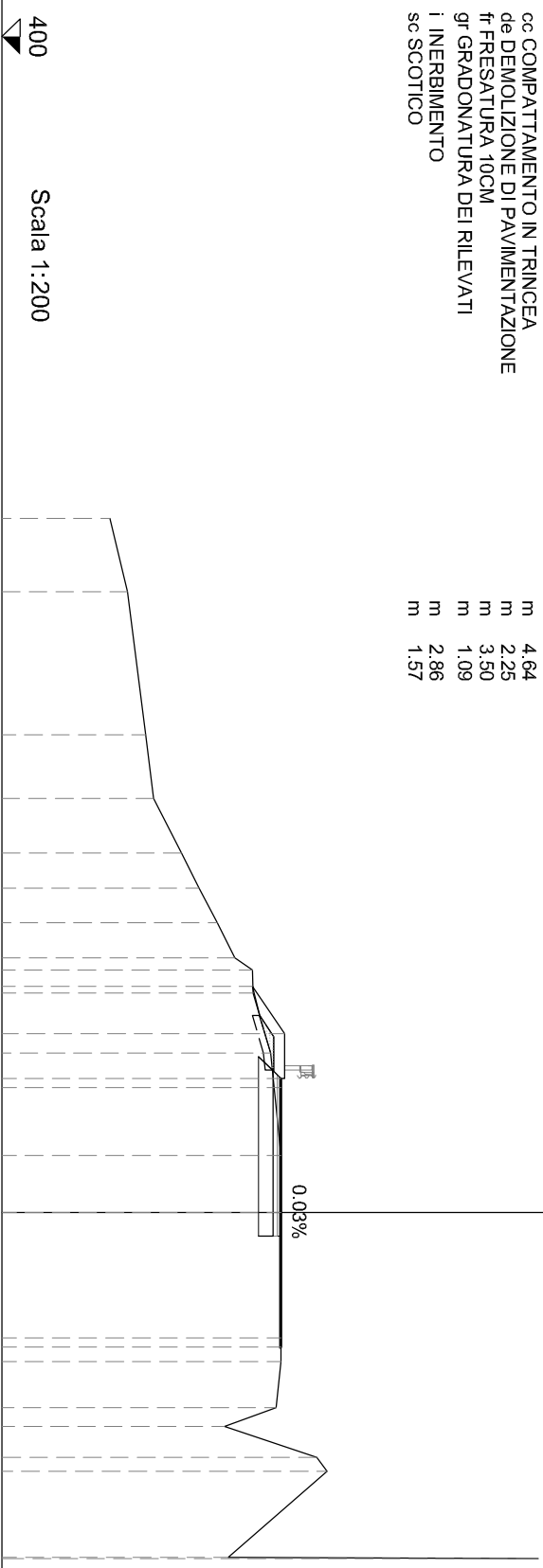


Scala 1:200

PROGRESSIVE TERRENO	403.00	403.50	404.00	404.22	405.00	405.50	406.00	406.50	406.98	407.00	407.50	407.78	407.78	407.78	407.78	407.78	407.78		
PARZIALI TERRENO	2.06	3.98	1.80	1.52	0.97	0.98	0.97	0.33	0.65	1.68	2.87	5.75	1.29	0.52	0.87	0.39	2.41	0.02	
QUOTE TERRENO																			
PROGRESSIVE PROGETTO										-6.33	-4.99	-3.74	-3.49	0.00	3.51	3.76			
PARZIALI PROGETTO										1.34	1.25	0.25	3.49	3.51	0.25				
QUOTE PROGETTO										406.99	407.89	407.79	407.79	407.78	407.78	407.78	407.78		

- S STERRO
- R RIPOSTO
- BA BASE
- MS MISTO STABILIZZATO
- VR VEGETALE IN RILEVATO
- a USURA
- b BINDER
- cc COMPATTAMENTO IN TRINCEA
- de DEMOLIZIONE DI PAVIMENTAZIONE
- ff FRESATURA 10CM
- gr GRADONATURA DEI RILEVATI
- i INERBIMENTO
- sc SCOTICO

- m^q 2.65
- m^q 0.16
- m^q 0.55
- m^q 1.93
- m^q 0.70
- m 7.50
- m 7.58
- m 4.64
- m 2.25
- m 3.50
- m 1.09
- m 2.86
- m 1.57



PROGRESSIVE TERRENO	403.00	403.50	404.00	404.22	405.00	405.50	406.00	406.50	406.98	407.00	407.50	407.78	407.78	407.78	407.78	407.78	407.78	407.78	407.78
PARZIALI TERRENO	2.06	3.98	1.80	1.52	0.97	0.98	0.97	0.33	0.65	1.68	2.87	5.75	1.29	0.52	0.87	0.39	2.41	0.02	
QUOTE TERRENO																			
PROGRESSIVE PROGETTO										-6.33	-4.99	-3.74	-3.49	0.00	3.51	3.76			
PARZIALI PROGETTO										1.34	1.25	0.25	3.49	3.51	0.25				
QUOTE PROGETTO										406.99	407.89	407.79	407.79	407.78	407.78	407.78	407.78	407.78	407.78

- S STERRO
- R RIPIORTO
- BA BASE
- MS MISTO STABILIZZATO
- VR VEGETALE IN RILEVATO
- a USURA
- b BINDER
- cc COMPATTAMENTO IN TRINCEA
- de DEMOLIZIONE DI PAVIMENTAZIONE
- ff FRESATURA 10CM
- gr GRADONATURA DEL RILEVATI
- i INERBIMENTO
- sc SCOTICO

- mq 0.69
- mq 9.58
- mq 0.36
- mq 1.32
- mq 3.15
- m 7.45
- m 7.53
- m 1.74
- m 0.50
- m 5.28
- m 10.10
- m 11.05
- m 11.23

402
Scala 1:200

PROGRESSIVE
TERRENO

PARZIALI
TERRENO

QUOTE
TERRENO

PROGRESSIVE
PROGETTO

PARZIALI
PROGETTO

QUOTE
PROGETTO

-20.00
-17.54
-17.52
-17.29
-11.63
-11.33
-10.57
-9.75
-8.70
-7.58
-6.54
-5.63
-4.72
-3.80
-2.90
-2.01
-1.51
4.27
4.60
5.76
6.19
6.66
7.07
7.76
7.99
8.34
8.77
9.30
9.85
10.41
10.98

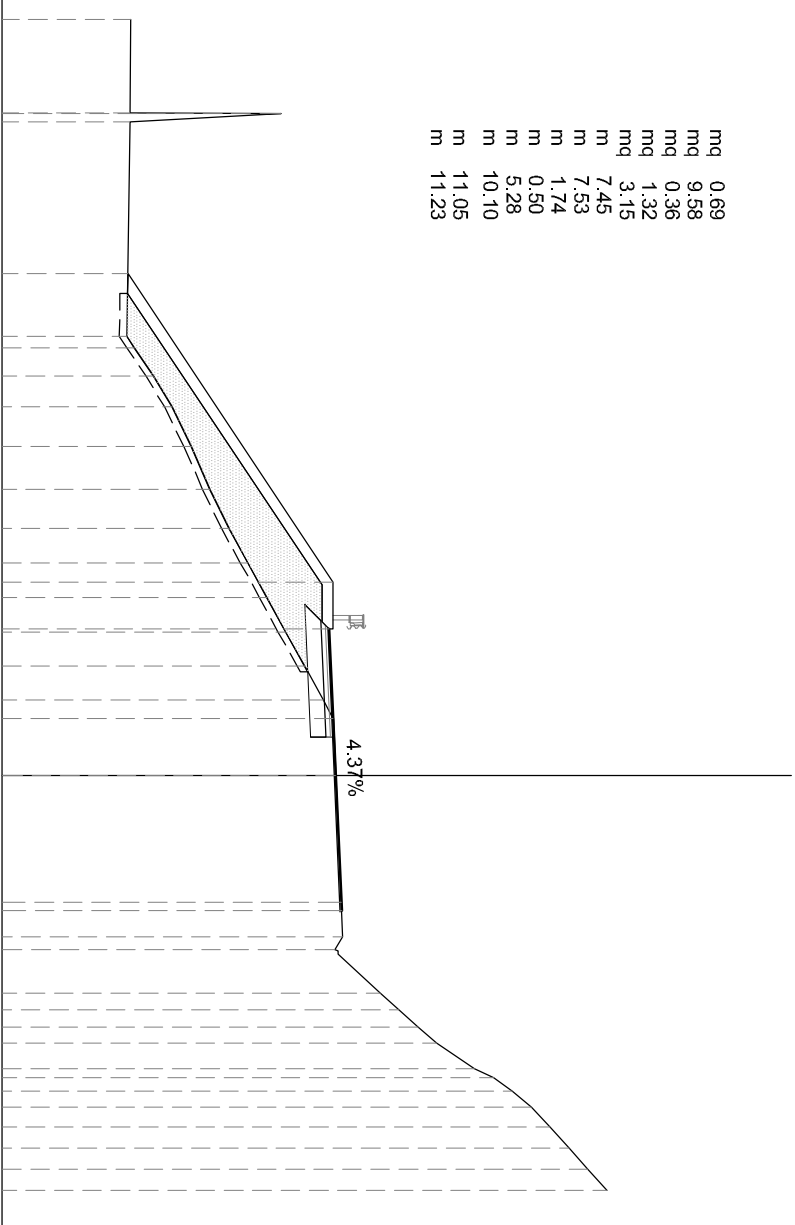
2.46
0.02
0.23
5.66
0.30
0.76
0.82
1.05
1.12
1.04
0.91
0.91
0.92
0.90
0.89
0.50
5.78
0.33
1.16
0.43
0.47
0.41
0.69
0.23
0.35
0.43
0.53
0.55
0.56
0.57

405.39
405.38
409.38
405.38
405.30
405.50
406.00
406.50
407.00
407.50
408.00
408.50
409.00
409.50
410.00
410.50
410.76
411.01
410.80
412.00
412.50
413.00
413.50
414.50
415.00
415.50
416.00
416.50
417.00
417.50
418.00

-13.28
-5.13
-3.88
0.00
3.36
3.57

8.15
1.25
3.88
3.36
0.21

405.32
410.76
410.66
410.83
410.97
410.98

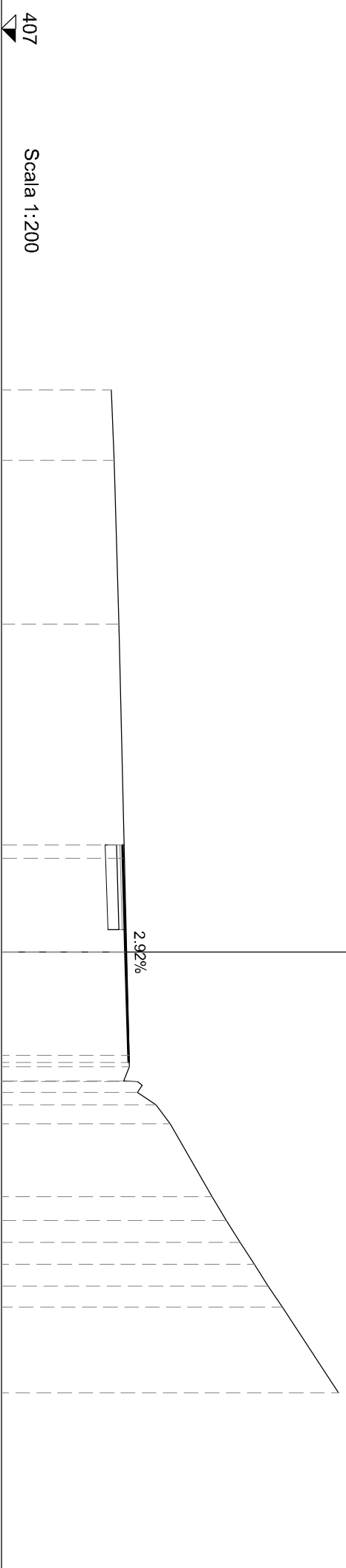


Asse: NV13-TRATTA-1

SEZIONE 144
PROGRESSIVA 2479.35

S STERRO
BA BASE
MS MISTO STABILIZZATO
a USURA
b BINDER
cc COMPATTAMENTO IN TRINCEA
de DEMOLIZIONE DI PAVIMENTAZIONE
ff FRESATURA 10CM

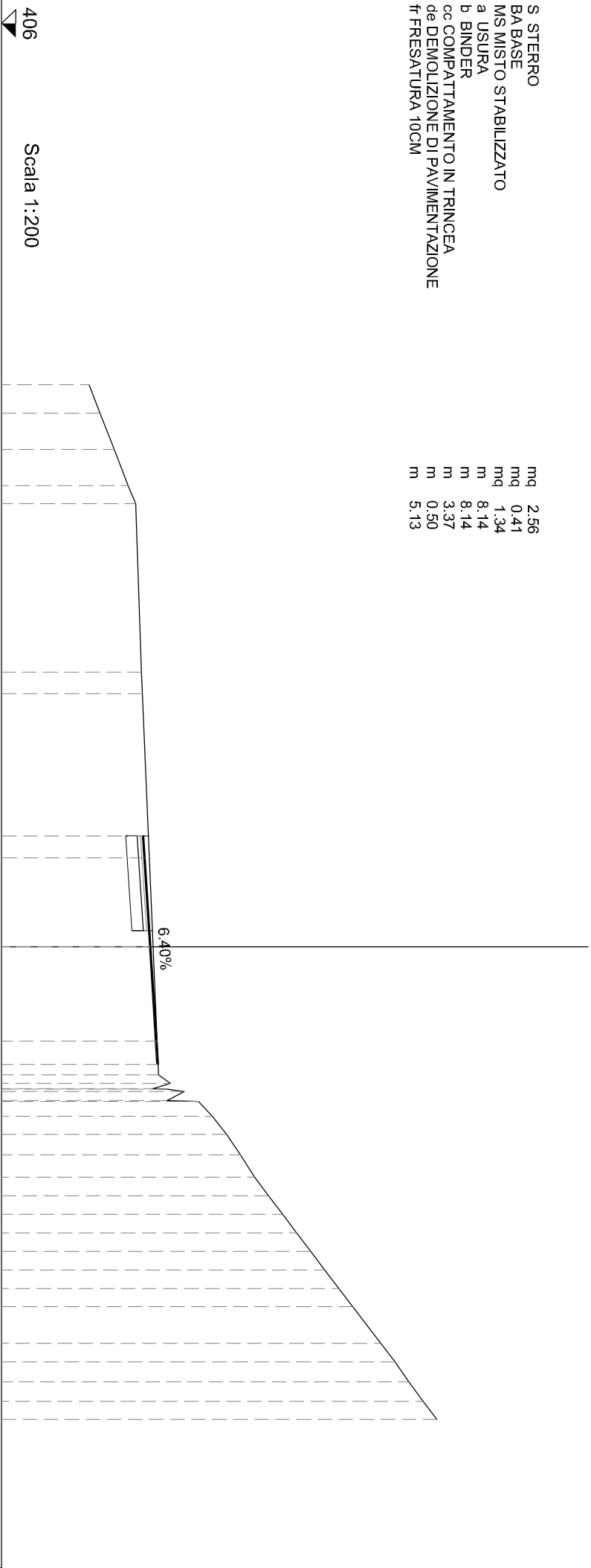
mq 1.99
mq 0.36
mq 1.21
m 7.75
m 7.75
m 3.02
m 0.51
m 4.88



PROGRESSIVE TERRENO	-20.00	-17.50	-11.67	-3.82	-3.34	0.00	3.68	3.93	6.11	12.64	15.68				
PARZIALI TERRENO	2.50	5.83	15.75	0.50	0.02	0.40	0.44	0.67	2.59	0.84	0.79	0.78	0.77	0.76	3.04
QUOTE TERRENO	410.91	411.00	411.19	411.54	411.34	411.84	412.50	413.00	414.50	415.00	415.50	416.00	416.50	417.00	419.00
PROGRESSIVE PROGETTO				-3.82	-3.34	0.00	3.68	3.93							
PARZIALI PROGETTO				0.48	3.34	3.68	0.25								
QUOTE PROGETTO				411.31	411.33	411.42	411.53	411.54							

- S STERRO
- BA BASE
- MS MISTO STABILIZZATO
- a USURA
- b BINDER
- cc COMPATTAMENTO IN TRINCEA
- de DEMOLIZIONE DI PAVIMENTAZIONE
- ff FRESATURA 10CM

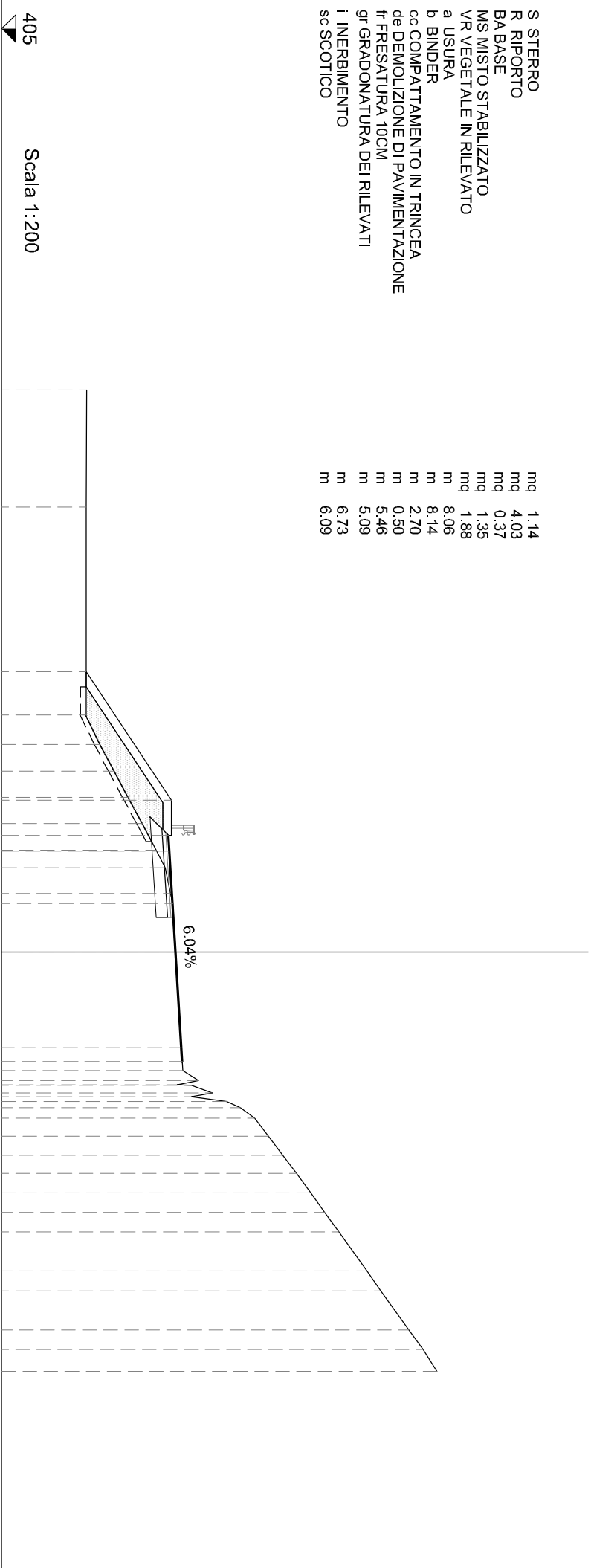
- mq 2.56
- mq 0.41
- mq 1.34
- m 8.14
- m 8.14
- m 3.37
- m 0.50
- m 5.13



PROGRESSIVE TERRENO	PARZIALI TERRENO	QUOTE TERRENO	PROGRESSIVE PROGETTO	PARZIALI PROGETTO	QUOTE PROGETTO
409.11	1.02	1.28	411.04	0.78	
409.50	1.28	1.28	411.09	3.17	
410.00	0.65	5.99	411.30	3.35	
410.50	0.77	13.56	411.51	0.84	
410.77	0.77	0.31	411.56		
		0.19			
		0.02			
		0.07			
		0.33			
		5.07			
		5.14			
		5.47			
		5.51			
		6.03			
		6.67			
		7.40			
		8.20			
		8.86			
		9.52			
		10.18			
		10.84			
		11.50			
		12.15			
		12.81			
		14.11			
		14.77			
		15.47			
		16.17			
		16.82			
		0.70			
		0.65			

- S STERRO
- R RIPIORTO
- BA BASE
- MS MISTO STABILIZZATO
- VR VEGETALE IN RILEVATO
- a USURA
- b BINDER
- cc COMPATTAMENTO IN TRINCEA
- de DEMOLIZIONE DI PAVIMENTAZIONE
- ff FRESATURA 10CM
- gr GRADONATURA DEI RILEVATI
- i INERBIMENTO
- sc SCOTTICO

- mq 1.14
- mq 4.03
- mq 0.37
- mq 1.35
- mq 1.88
- m 8.06
- m 8.14
- m 2.70
- m 0.50
- m 5.46
- m 5.09
- m 6.73
- m 6.09



Scala 1:200

405

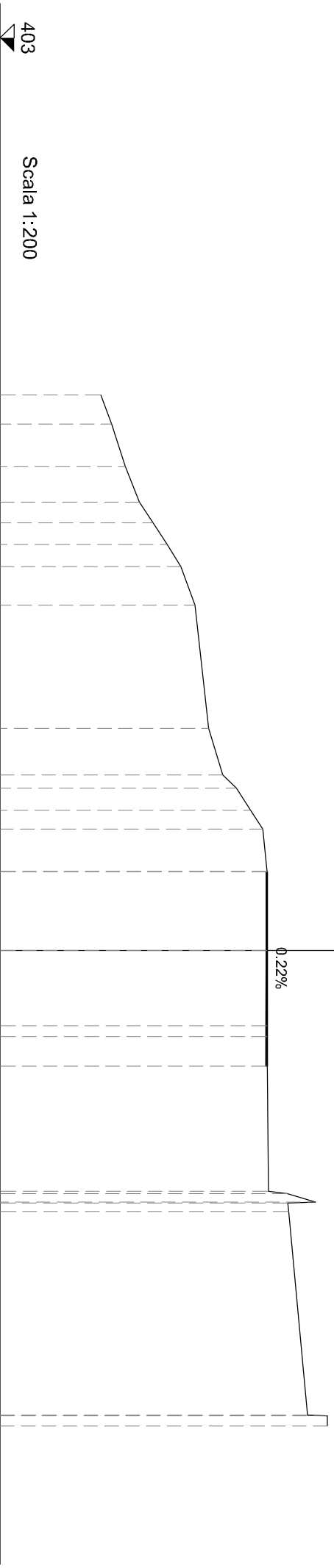
PROGRESSIVE TERRENO	408.02	408.00	408.00	408.00	408.50	409.00	409.50	410.00	410.50	410.81	411.00	411.09	411.45	412.00	411.25	411.75	412.50	411.75	413.00	413.50	414.00	414.50	415.00	415.50	416.00	416.50	417.00	418.00	418.50	419.50	420.00	420.50
PARZIALI TERRENO	4.15	7.40	1.05	0.97	0.92	0.93	0.95	0.63	0.92	0.34	5.96	0.34	0.16	0.02	4.72	4.74	5.01	0.13	0.18	0.21	0.38	0.64	0.67	0.65	0.69	0.69	0.70	1.40	0.70	1.39	0.70	0.78
QUOTE PROGRESSIVE PROGETTO	-20.00	-15.85	-8.45	-7.40	-6.43	-5.51	-4.58	-3.63	-3.00	-2.08	-1.74	0.00	4.22	4.56	4.72	4.74	5.01	5.14	5.32	5.53	5.91	6.55	7.22	7.87	8.56	9.25	9.95	11.35	12.05	13.44	14.14	14.92
PARZIALI PROGETTO	4.15	7.40	1.05	0.97	0.92	0.93	0.95	0.63	0.92	0.34	5.96	0.34	0.16	0.02	4.72	4.74	5.01	0.13	0.18	0.21	0.38	0.64	0.67	0.65	0.69	0.69	0.70	1.40	0.70	1.39	0.70	0.78
QUOTE PROGETTO	408.00	408.00	408.00	408.50	409.00	409.50	410.00	410.50	410.81	411.00	411.09	411.20	411.40	411.43	411.04	410.94	410.98	411.20	411.40	411.43	411.20	411.40	411.43	411.20	411.40	411.43	411.20	411.40	411.43	411.20	411.40	411.43

Asse: NV13-TRATTA-1

SEZIONE 151
 PROGRESSIVA 26+18.92

a USURA
 b BINDER
 f FRESATURA 10CM

m 7.00
 m 7.00
 m 7.00



Scala 1:200

403

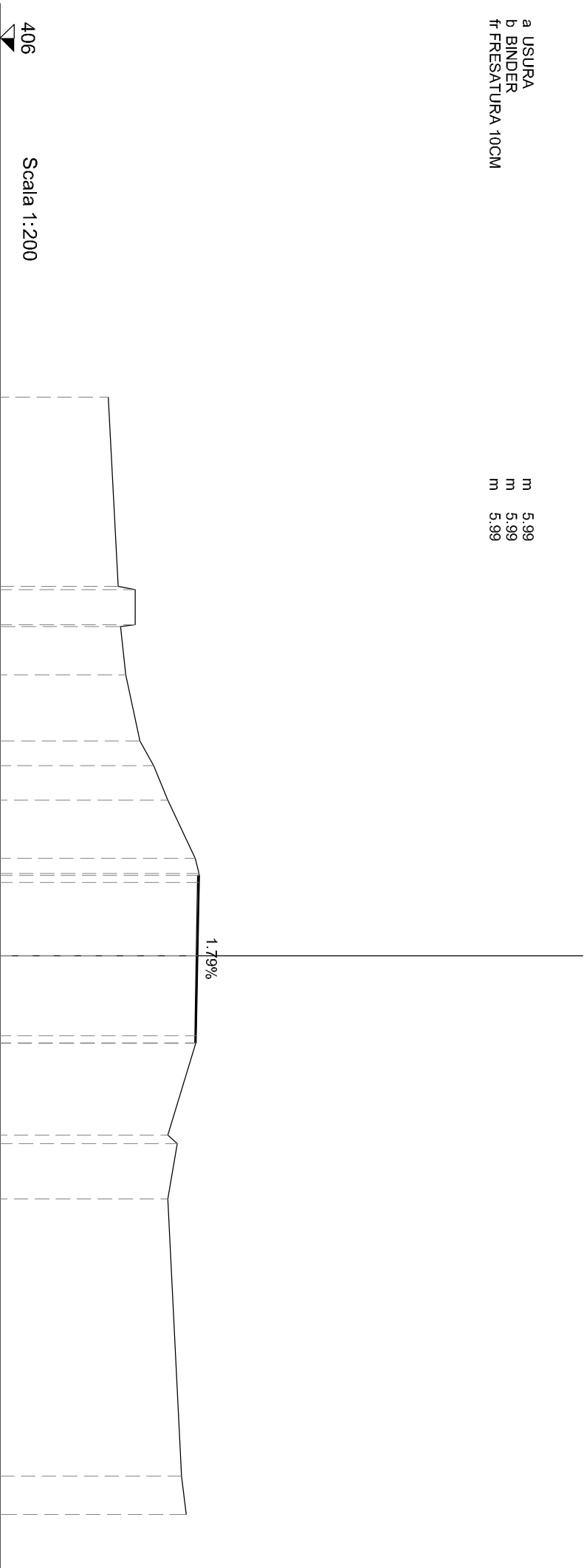
PROGRESSIVE TERRENO	PARZIALI TERRENO	QUOTE TERRENO	PROGRESSIVE PROGETTO	PARZIALI PROGETTO	QUOTE PROGETTO
-20.00	1.05	406.62	-2.83	412.61	412.61
-18.95	1.52	407.00	0.00	412.60	412.60
-17.43	1.28	407.50	2.70	412.59	412.59
-16.15	0.75	408.00	4.17	412.59	412.59
-15.40	0.79	408.50			
-14.61	0.78	409.00			
-13.83	1.39	409.50			
-12.44	4.43	410.00			
-8.01	1.68	410.50			
-6.33	0.48	411.00			
-5.85	0.80	411.50			
-5.05	0.67	412.00			
-4.38	1.53	412.45			
-2.85	5.94	412.61			
0.22%					
3.09	5.57	412.59			
8.66	0.09	412.65			
8.75	0.31	413.32			
9.06	0.02	414.34			
9.08	0.32	413.35			
9.40	7.33	413.37			
16.73	0.02	414.05			
16.75	0.37	414.77			
17.12		414.76			

Asse: NV13-TRATTA-1

SEZIONE 152
PROGRESSIVA 2638.92

a USURA
b BINDER
f FRESATURA 10CM

m 5.99
m 5.99
m 5.99



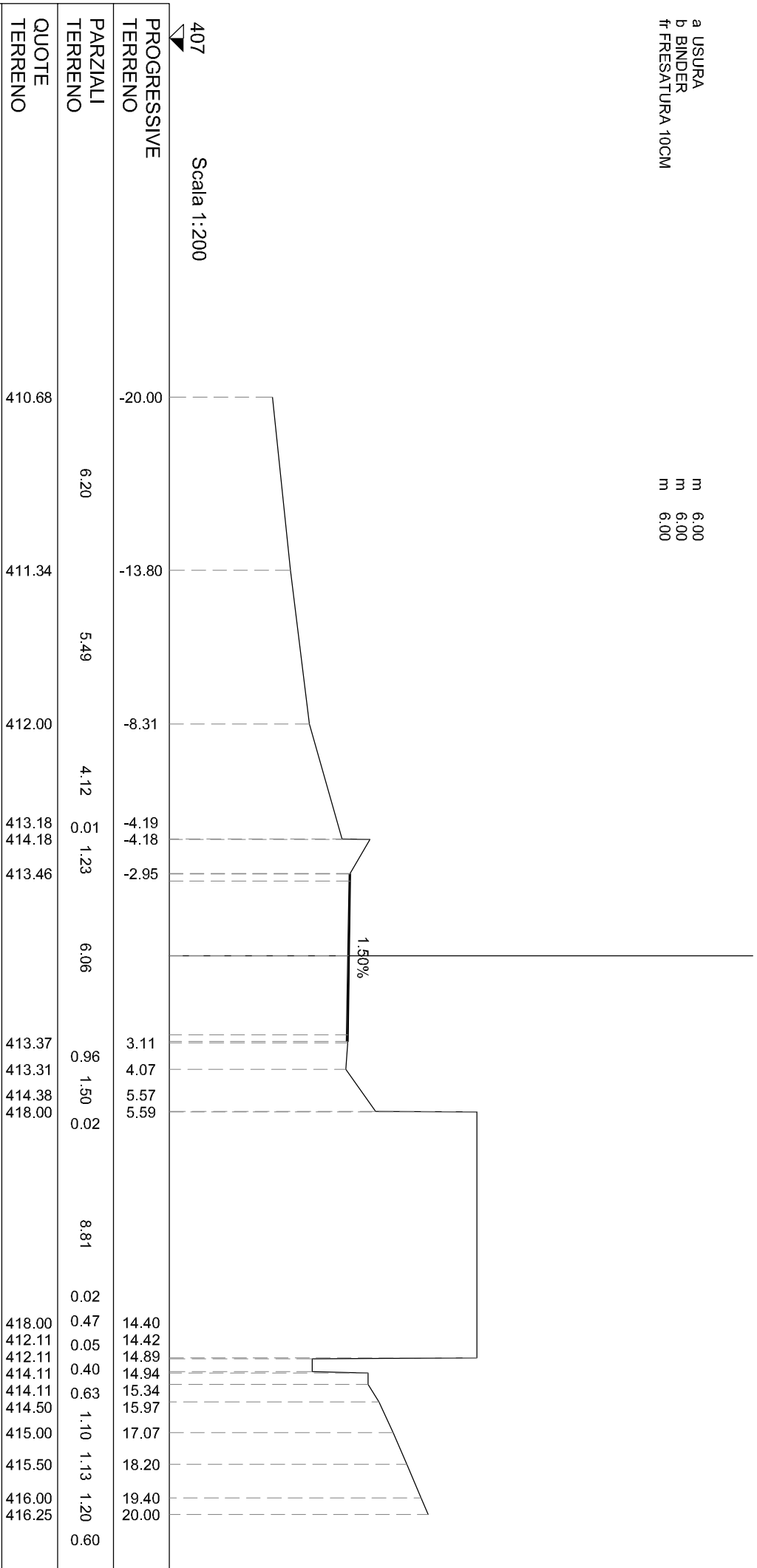
Asse: NV13-TRATTA-1

SEZIONE 153
PROGRESSIVA 2658.92

a USURA
b BINDER
f FRESATURA 10CM

m 6.00
m 6.00
m 6.00

407
▼
Scala 1:200



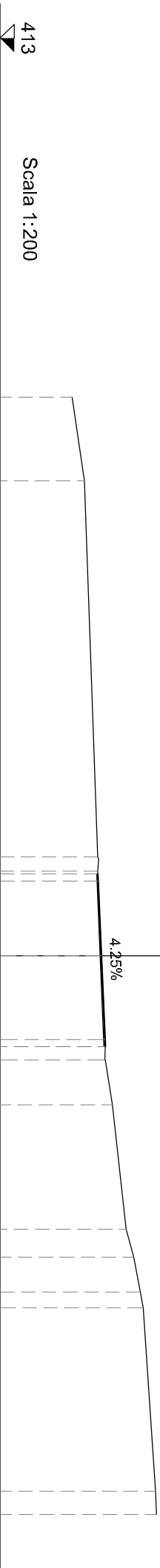
PROGRESSIVE TERRENO	PARZIALI TERRENO	QUOTE TERRENO	PROGRESSIVE PROGETTO	PARZIALI PROGETTO	QUOTE PROGETTO
	6.20	410.68			
	5.49	411.34			
	4.12	412.00			
	0.01	413.18			
	1.23	414.18			
	6.06	413.46	-2.93		413.46
	0.96		-2.68		
	1.50	413.37	0.00		413.42
	0.02	413.31	2.82		413.38
	8.81	414.38	3.07		413.37
	0.02	418.00			
	0.47				
	0.05				
	0.40				
	0.63				
	1.10				
	1.13				
	1.20				
	0.60				

Asse: NV13-TRATTA-1

SEZIONE 157
PROGRESSIVA 2742.01

a USURA
b BINDER
f FRESATURA 10CM

m 6.18
m 6.18
m 6.18

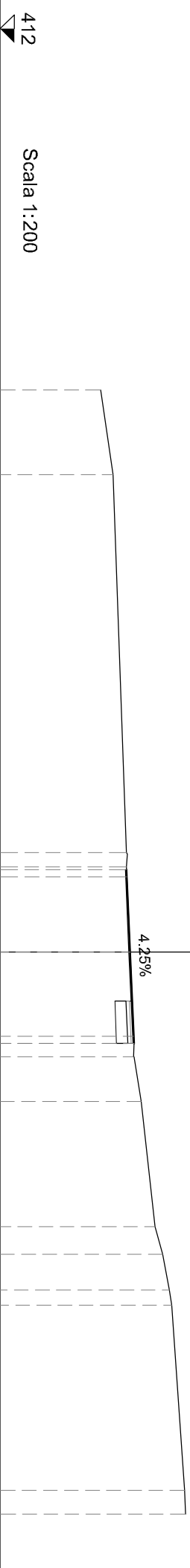


PROGRESSIVE TERRENO	PARZIALI TERRENO	QUOTE TERRENO	PROGRESSIVE PROGETTO	PARZIALI PROGETTO	QUOTE PROGETTO
-20.00	2.98	415.56	-2.93	0.25	416.49
-17.02	13.48	416.00	-2.68	2.68	416.50
-3.54	0.50	416.49	0.00	3.00	416.61
-3.04	6.29	416.48	3.00	0.25	416.74
3.25	0.47	416.75	3.25	0.25	416.75
3.72	1.61	416.74			
5.33	4.46	417.00			
9.79	0.99	417.50			
10.78	1.26	417.77			
12.04	0.55	418.00			
12.59	6.58	418.10			
19.17	0.83	418.56			
20.00		418.59			

Asse: NV13-TRATTA-1

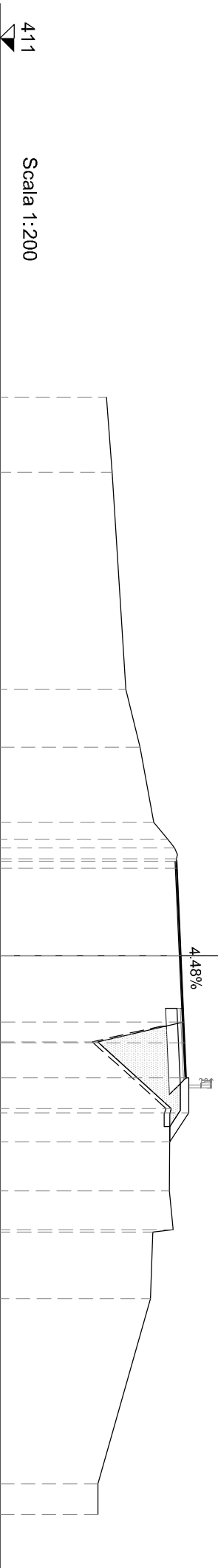
SEZIONE 157a
PROGRESSIVA 2742.02

- | | | |
|----------------------------------|----|------|
| S STERRO | mq | 0.93 |
| BA BASE | mq | 0.18 |
| MS MISTO STABILIZZATO | mq | 0.60 |
| a USURA | m | 6.18 |
| b BINDER | m | 6.18 |
| cc COMPATTAMENTO IN TRINCEA | m | 1.50 |
| de DEMOLIZIONE DI PAVIMENTAZIONE | m | 1.50 |
| ff FRESATURA 10CM | m | 4.79 |



PROGRESSIVE TERRENO	-20.00	-17.00	-3.55	-3.04	3.25	3.72	5.31	9.78	10.76	12.03	12.57	19.14	20.00
PARZIALI TERRENO	3.00	13.45	0.51	6.29	0.47	1.59	4.47	0.98	1.27	0.54	6.57	0.86	
QUOTE TERRENO	415.56	416.00	416.49	416.48	416.75	416.74	417.00	417.50	417.77	418.00	418.10	418.55	418.59
PROGRESSIVE PROGETTO			-2.93	-2.68	0.00	3.00	3.25						
PARZIALI PROGETTO			0.25	2.68	3.00	0.25							
QUOTE PROGETTO			416.49	416.50	416.61	416.74	416.75						

- S STERRO mq 0.35
- R RIPIORTO mq 4.00
- BA BASE mq 0.32
- MS MISTO STABILIZZATO mq 1.15
- VR VEGETALE IN RILEVATO mq 0.64
- a USURA m 7.76
- b BINDER m 7.80
- cc COMPATTAMENTO IN TRINCEA m 0.63
- de DEMOLIZIONE DI PAVIMENTAZIONE m 0.50
- ff FRESATURA 10CM m 5.35
- gr GRADONATURA DEL RILEVATI m 3.75
- i INERBIMENTO m 2.49
- sc SCOTTICO m 6.72



Scala 1:200

411

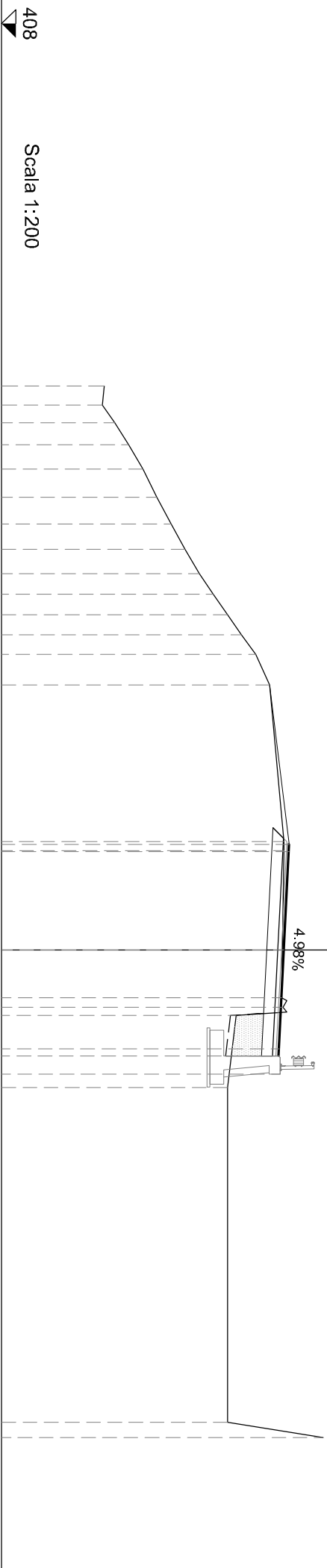
PROGRESSIVE TERRENO	-20.00	-17.32	-9.55	-7.48	-4.79	-4.18	-3.86	-3.47	2.38	3.07	5.47	8.42	9.80	9.89	12.27	18.89	20.00
PARZIALI TERRENO	2.68	7.77	2.07	2.69	0.61	0.32	0.39	5.85	0.69	2.40	2.95	1.38	0.09	2.38	6.62	1.11	
QUOTE TERRENO	414.80	415.00	415.50	416.00	416.50	417.00	417.25	417.30	417.57	414.50	417.13	417.05	417.20	416.46	416.38	414.50	414.50
PROGRESSIVE PROGETTO						-3.39	-3.14	0.00	3.12	4.37	5.62	6.65					
PARZIALI PROGETTO						0.25	3.14	3.12	1.25	1.25	1.03						
QUOTE PROGETTO						417.31	417.32	417.46	417.60	417.66	417.76	417.07					

Asse: NV13-TRATTA-1

SEZIONE 164
PROGRESSIVA 2821.25

S STERRO
R RIPOORTO
BA BASE
MS MISTO STABILIZZATO
a USURA
b BINDER
cc COMPATTAMENTO IN TRINCEA
de DEMOLIZIONE DI PAVIMENTAZIONE
sc SCOTICO

mq 3.39
mq 1.48
mq 0.91
mq 3.15
m 7.50
m 7.54
m 6.22
m 5.21
m 2.41



Scala 1:200

408

PROGRESSIVE TERRENO	PARZIALI TERRENO	QUOTE TERRENO	PROGRESSIVE PROGETTO	PARZIALI PROGETTO	QUOTE PROGETTO
	0.67				
-20.00	411.64	411.64			
-19.33	411.58	411.58			
-18.70	412.00	412.00			
-17.93	412.50	412.50			
-17.07	413.00	413.00			
-16.06	413.50	413.50			
-15.11	414.00	414.00			
-14.22	414.50	414.50			
-13.36	415.00	415.00			
-12.62	415.50	415.50			
-11.90	416.00	416.00			
-11.19	416.50	416.50			
-10.48	417.00	417.00			
-9.41	417.50	417.50			
	5.57				
-3.84	418.00	418.00	-3.75	418.20	0.25
-3.53	418.01	418.01	-3.50	418.19	0.25
	5.21		0.00	418.01	3.50
1.68	417.91	417.91			
2.04	417.97	417.97			
2.32	416.31	416.31	3.50	417.84	0.25
	2.55		3.75	417.83	0.65
4.87	416.00	416.00	4.40	417.88	0.65
	11.87				
16.74	416.01	416.01			
17.29	419.40	419.40			

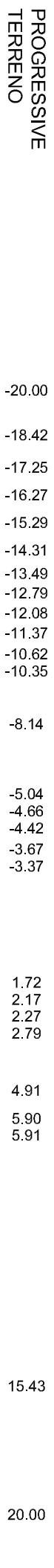
Asse: NV13-TRATTA-1

SEZIONE 165a
PROGRESSIVA 2829.16

- S STERRO
- R RIPOSTO
- BA BASE
- MS MISTO STABILIZZATO
- VR VEGETALE IN RILEVATO
- a USURA
- b BINDER
- cc COMPATTAMENTO IN TRINCEA
- de DEMOLIZIONE DI PAVIMENTAZIONE
- i INERBIMENTO
- sc SCOTICO

- mq 2,65
- mq 0,35
- mq 0,93
- mq 3,17
- mq 0,59
- m 7,50
- m 7,54
- m 7,64
- m 5,09
- m 2,34
- m 1,65

410
Scala 1:200



PROGRESSIVE TERRENO	411.94	411.89	412.50	413.00	413.50	414.00	414.50	415.00	415.50	416.00	416.50	416.73	416.85	417.04	417.30	417.79	418.00	418.14	417.98	418.11	417.38	417.50	417.50	417.49	423.90	419.88	419.86
---------------------	--------	--------	--------	--------	--------	--------	--------	--------	--------	--------	--------	--------	--------	--------	--------	--------	--------	--------	--------	--------	--------	--------	--------	--------	--------	--------	--------

PARZIALI TERRENO	1.58	1.17	0.98	0.98	0.98	0.82	0.70	0.71	0.71	0.75	0.27	2.21	3.10	0.38	0.24	0.75	0.30	5.09	0.45	0.10	0.52	2.12	0.99	0.01	9.52	4.57
------------------	------	------	------	------	------	------	------	------	------	------	------	------	------	------	------	------	------	------	------	------	------	------	------	------	------	------

QUOTE TERRENO	-20.00	-18.42	-17.25	-16.27	-15.29	-14.31	-13.49	-12.79	-12.08	-11.37	-10.62	-10.35	-8.14	-5.04	-4.66	-4.42	-3.67	-3.37	1.72	2.17	2.27	2.79	4.91	5.90	5.91	15.43	20.00
---------------	--------	--------	--------	--------	--------	--------	--------	--------	--------	--------	--------	--------	-------	-------	-------	-------	-------	-------	------	------	------	------	------	------	------	-------	-------

PROGRESSIVE PROGETTO														-4.40	-3.75	-3.50	0.00	3.50	3.50	0.25	1.25	5.00				
----------------------	--	--	--	--	--	--	--	--	--	--	--	--	--	-------	-------	-------	------	------	------	------	------	------	--	--	--	--

PARZIALI PROGETTO														0.65	0.25	3.50	3.50	0.25	3.50	0.25	1.25					
-------------------	--	--	--	--	--	--	--	--	--	--	--	--	--	------	------	------	------	------	------	------	------	--	--	--	--	--

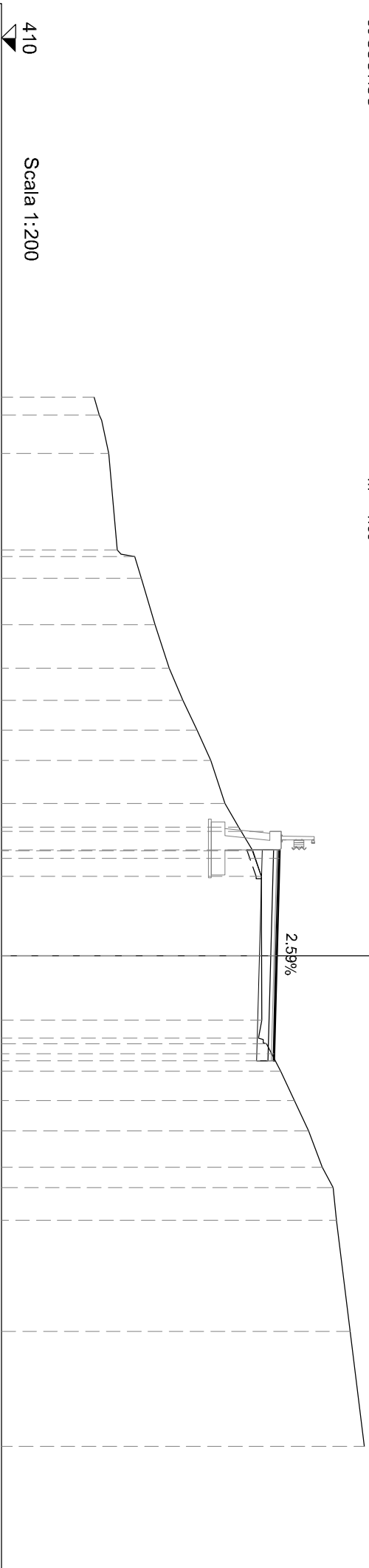
QUOTE PROGETTO														418.46	418.41	418.40	418.22	418.05	418.04	418.14						
----------------	--	--	--	--	--	--	--	--	--	--	--	--	--	--------	--------	--------	--------	--------	--------	--------	--	--	--	--	--	--

Asse: NV13-TRATTA-1

SEZIONE 167
PROGRESSIVA 2856.33

S STERRO
R RIPOORTO
BA BASE
MS MISTO STABILIZZATO
a USURA
b BINDER
cc COMPATTAMENTO IN TRINCEA
de DEMOLIZIONE DI PAVIMENTAZIONE
gr GRADONATURA DEI RILEVATI
sc SCOTICO

mq 0.76
mq 0.16
mq 0.91
mq 3.02
m 7.55
m 6.52
m 5.16
m 1.00
m 1.09



PROGRESSIVE TERRENO	413.31 413.50 413.84	0.64 1.37 3.46	-20.00 -19.36 -17.99
PARZIALI TERRENO	414.14 414.76 415.00 415.50 416.00 416.50 417.00 417.50 418.00 418.50 419.00 419.32	0.22 0.79 1.65 1.56 1.15 1.07 1.09 1.54 0.85 0.84 0.91	-14.53 -14.31 -13.52 -11.87 -10.31 -9.16 -8.09 -7.00 -5.46 -4.61 -3.77 -2.86
QUOTE TERRENO	418.00 418.50 419.00 419.32	-4.45 -3.80 -3.50	
PROGRESSIVE PROGETTO	419.32	0.00	
PARZIALI PROGETTO	419.33 419.22 419.50 420.00 420.50 421.00 421.50 421.88 422.00 422.50	0.64 0.21 0.98 1.05 1.09 1.29 0.74 1.16 3.98 4.13	2.30 2.94 3.15 4.13 5.18 6.27 7.56 8.30 9.46 13.44
QUOTE PROGETTO	420.01 419.96 419.96	0.65 0.30	
	419.87	0.00	
	419.77 419.77	0.25	

