

COMMITTENTE



GRV WIND SARDEGNA 6 S.R.L.  
Via Durini, 9      Tel. +39.02.50043159  
20122 Milano      PEC: grwindsardegna6@legalmail.it

*GRV WIND SARDEGNA 6 S.R.L.*

PROGETTISTI



Progettazione e coordinamento:  
Ing. Giuseppe Frongia  
I.A.T. Consulenza e progetti S.r.l.  
Via Giua s.n.c. - Z.I. CACIP  
09122 Cagliari (I)

Tel./Fax. +39.070.658297  
Email: info@iatprogetti.it  
PEC: iat@pec.it



REGIONE SARDEGNA



PROVINCIA SUD SARDEGNA



BARUMINI



ESCOLCA



GERGERI



LAS PLASSAS



VILLANOVAFRANCA



GENONI



GESTURI



NURAGUS

PROGETTO

**PROGETTO DEFINITIVO PER LA REALIZZAZIONE DI UN PARCO EOLICO DENOMINATO "LUMINU" COMPOSTO DA 17 AEROGENERATORI DA 6.6 MW, PER UNA POTENZA COMPLESSIVA DI 112.2 MW SITO NEI COMUNI DI BARUMINI, ESCOLCA, GERGERI, LAS PLASSAS E VILLANOVAFRANCA (SU), CON OPERE DI CONNESSIONE NEI COMUNI DI BARUMINI, ESCOLCA, GENONI, GERGERI, GESTURI, LAS PLASSAS, NURAGUS E VILLANOVAFRANCA (SU)**

ELABORATO

Titolo:

**SEZIONI TRASVERSALI RAPPRESENTATIVE VIABILITÀ DI IMPIANTO**

Tav. / Doc:

WGG\_TC12

Codice elaborato:

**WGG\_TC12\_Sezioni trasversali rappresentative viabilità di impianto**

Scala / Formato:

1:200 / A4

0	Gennaio 2023	Prima emissione	IAT PROGETTI	IAT PROGETTI	GRVALUE
REV.	DATA	DESCRIZIONE	ELABORAZIONE	VERIFICA	APPROVAZIONE

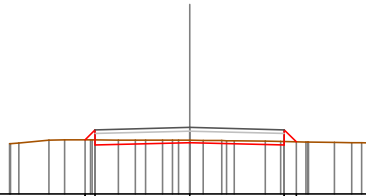
**SEZIONI TRASVERSALI**  
**Profilo longitudinale tratto 1-2**  
**Viabilità di impianto postazione aerogeneratore**  
**WTG01**

<b>DISEGNI DI RIFERIMENTO</b>	
<b>TAVOLA</b>	<b>DESCRIZIONE</b>
WGG-TC8	Viabilità e piazzole - Planimetria di progetto-Fase di cantiere
WGG-TC11-a	Profili longitudinali viabilità di impianto

Sezione: 3  
 Progressiva: 40.000  
 Q. Progetto: 313.762

Scala H 1/200.00  
 Scala V 1/200.00

312.00

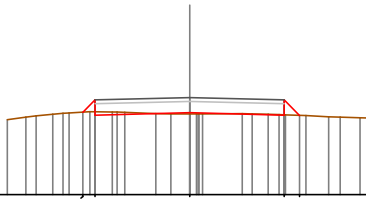


Quote	313.44	313.30	313.36	313.30	313.38
Parziali	0.36	2.50	2.50	0.38	
Sviluppata Par.	0.37	2.50	2.50	0.45	
Sviluppata	0.00	0.37	2.87	5.37	5.82
Progressiva	-2.76	-2.50	0.00	2.50	2.82
Dislivelli	-0.26	-0.06	-0.09	0.00	

Sezione: 4  
 Progressiva: 60.000  
 Q. Progetto: 313.566

Scala H 1/200.00  
 Scala V 1/200.00

311.00

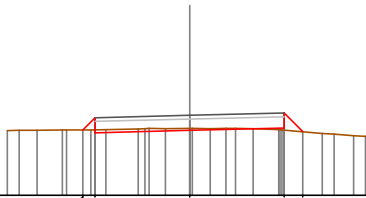


Quote	313.18	313.10	313.17	313.10	313.09
Parziali	0.32	2.50	2.50	0.41	
Sviluppata Par.	0.46	2.50	2.50	0.59	
Sviluppata	0.00	0.46	2.96	5.46	6.04
Progressiva	-2.82	-2.50	0.00	2.50	2.91
Dislivelli	-0.32	-0.03	-0.01	0.00	

Sezione: 5  
 Progressiva: 77.384  
 Q. Progetto: 313.111

Scala H 1/200.00  
 Scala V 1/200.00

311.00

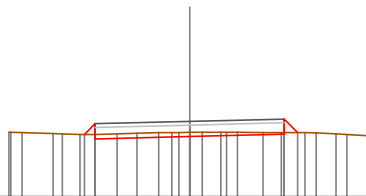


Quote	312.22	312.06	312.71	312.77	312.68
Parziali	0.32	2.50	2.50	0.50	
Sviluppata Par.	0.46	2.50	2.50	0.70	
Sviluppata	0.00	0.46	2.96	5.46	6.16
Progressiva	-2.82	-2.50	0.00	2.50	3.00
Dislivelli	-0.32	-0.05	-0.05	0.00	

Sezione: 6  
 Progressiva: 80.000  
 Q. Progetto: 312.990

Scala H 1/200.00  
 Scala V 1/200.00

311.00

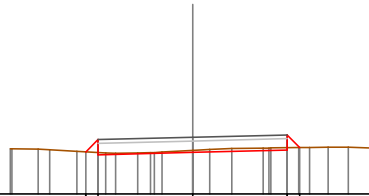


Quote	312.86	312.83	312.89	312.86	312.85
Parziali	0.38	2.50	2.50	0.36	
Sviluppata Par.	0.40	2.50	2.50	0.51	
Sviluppata	0.00	0.40	2.90	5.40	5.91
Progressiva	-2.78	-2.50	0.00	2.50	2.86
Dislivelli	-0.28	-0.11	-0.04	0.00	

Sezione: 7  
 Progressiva: 89.525  
 Q. Progetto: 312.501

Scala H 1/200.00  
 Scala V 1/200.00

311.00

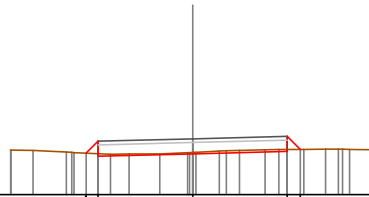


Quote	312.11	312.04	312.10	312.16	312.23
Parziali	0.32	2.50	2.50	0.33	
Sviluppata Par.	0.45	2.50	2.50	0.47	
Sviluppata	0.00	0.46	2.96	5.46	5.93
Progressiva	-2.82	-2.50	0.00	2.50	2.83
Dislivelli	0.00	-0.34	-0.05	-0.06	0.00

Sezione: 8  
 Progressiva: 90.000  
 Q. Progetto: 312.477

Scala H 1/200.00  
 Scala V 1/200.00

311.00

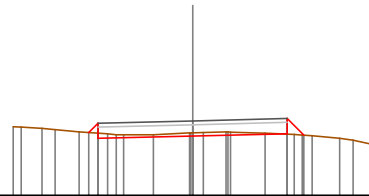


Quote	312.10	312.01	312.08	312.14	312.19
Parziali	0.32	2.50	2.50	0.35	
Sviluppata Par.	0.45	2.50	2.50	0.49	
Sviluppata	0.00	0.45	2.95	5.45	5.94
Progressiva	-2.82	-2.50	0.00	2.50	2.83
Dislivelli	0.00	-0.33	-0.04	-0.05	0.00

Sezione: 9  
 Progressiva: 100.000  
 Q. Progetto: 311.962

Scala H 1/200.00  
 Scala V 1/200.00

310.00

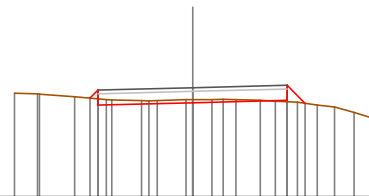


Quote	311.65	311.56	311.56	311.62	311.68
Parziali	0.32	2.50	2.50	0.44	
Sviluppata Par.	0.35	2.50	2.50	0.62	
Sviluppata	0.00	0.35	2.85	5.35	5.97
Progressiva	-2.75	-2.50	0.00	2.50	2.94
Dislivelli	0.00	-0.26	-0.09	0.01	0.00

Sezione: 10  
 Progressiva: 101.666  
 Q. Progetto: 311.883

Scala H 1/200.00  
 Scala V 1/200.00

309.00

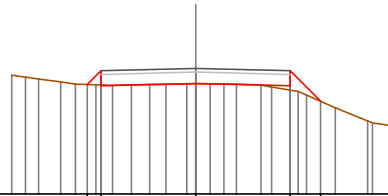


Quote	311.65	311.62	311.68	311.68	311.67
Parziali	0.32	2.50	2.50	0.48	
Sviluppata Par.	0.30	2.50	2.50	0.68	
Sviluppata	0.00	0.30	2.80	5.30	5.98
Progressiva	-2.71	-2.50	0.00	2.50	2.98
Dislivelli	0.00	-0.23	-0.08	-0.03	0.00

Sezione: 11  
 Progressiva: 120.000  
 Q. Progetto: 311.325

Scala H 1/200.00  
 Scala V 1/200.00

308.00

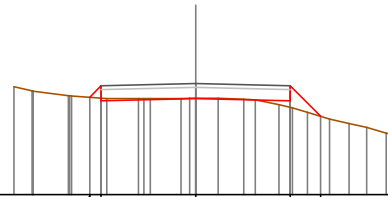


Quote	310.90 310.86	310.80	310.86 310.84
Parziali	0.36 2.50	2.50	0.81
Sviluppata Par.	0.51 2.50	2.50	1.14
Sviluppata	0.00 0.51	3.01	5.52 6.66
Progressiva	-2.86 -2.50	0.00	2.50 3.31
Dislivelli	-0.00 -0.38	0.01	-0.11 0.00

Sezione: 12  
 Progressiva: 140.000  
 Q. Progetto: 310.939

Scala H 1/200.00  
 Scala V 1/200.00

308.00

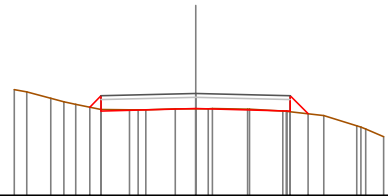


Quote	310.97 310.48	310.54	310.48 310.07
Parziali	0.30 2.50	2.50	0.80
Sviluppata Par.	0.43 2.50	2.50	1.14
Sviluppata	0.00 0.43	2.93	5.43 6.57
Progressiva	-2.80 -2.50	0.00	2.50 3.30
Dislivelli	0.00 -0.33	-0.01	-0.16 0.00

Sezione: 13  
 Progressiva: 160.000  
 Q. Progetto: 310.688

Scala H 1/200.00  
 Scala V 1/200.00

308.00

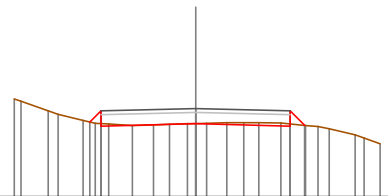


Quote	310.95 310.23	310.29	310.23 310.15
Parziali	0.30 2.50	2.50	0.47
Sviluppata Par.	0.42 2.50	2.50	0.67
Sviluppata	0.00 0.42	2.92	5.42 6.09
Progressiva	-2.80 -2.50	0.00	2.50 2.97
Dislivelli	-0.00 -0.36	0.01	0.02 0.00

Sezione: 14  
 Progressiva: 180.000  
 Q. Progetto: 310.330

Scala H 1/200.00  
 Scala V 1/200.00

308.00

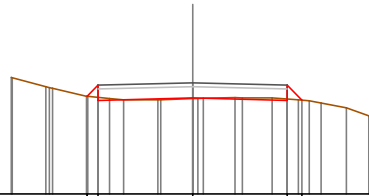


Quote	309.97 309.57	309.63	309.57 309.28
Parziali	0.30 2.50	2.50	0.38
Sviluppata Par.	0.42 2.50	2.50	0.54
Sviluppata	0.00 0.42	2.92	5.42 5.96
Progressiva	-2.80 -2.50	0.00	2.50 2.88
Dislivelli	-0.00 -0.34	-0.00	-0.06 -0.00

Sezione: 15  
 Progressiva: 200.000  
 Q. Progetto: 309.940

Scala H 1/200.00  
 Scala V 1/200.00

307.00

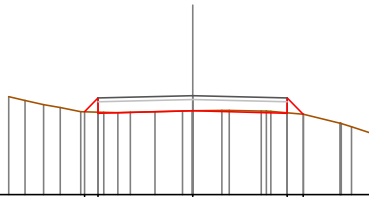


Quote	300.08 300.48	300.54	300.48 300.48
Parziali	0.38 2.50	2.50	0.39 2.50
Sviluppata Par.	0.42 2.50	2.50	0.56 2.50
Sviluppata	0.00 0.42	2.92	5.42 5.97
Progressiva	-2.79 -2.50	0.00	2.50 2.89
Dislivelli	0.00 -0.32	-0.02	-0.03 0.00

Sezione: 16  
 Progressiva: 220.000  
 Q. Progetto: 309.615

Scala H 1/200.00  
 Scala V 1/200.00

307.00

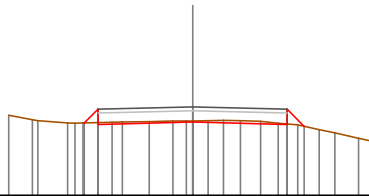


Quote	300.19 300.15	300.22	300.15 300.13
Parziali	0.36 2.50	2.50	0.43 2.50
Sviluppata Par.	0.51 2.50	2.50	0.60 2.50
Sviluppata	0.00 0.51	3.01	5.51 6.11
Progressiva	-2.86 -2.50	0.00	2.50 2.93
Dislivelli	0.00 -0.37	-0.00	-0.01 0.00

Sezione: 17  
 Progressiva: 240.000  
 Q. Progetto: 309.333

Scala H 1/200.00  
 Scala V 1/200.00

307.00

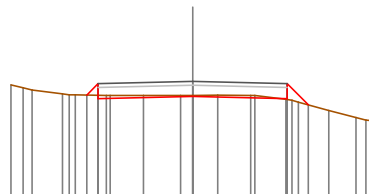


Quote	300.01 300.07	300.00	300.07 300.02
Parziali	0.36 2.50	2.50	0.45 2.50
Sviluppata Par.	0.51 2.50	2.50	0.64 2.50
Sviluppata	0.00 0.51	3.02	5.52 6.16
Progressiva	-2.86 -2.50	0.00	2.50 2.96
Dislivelli	0.00 -0.35	-0.03	-0.01 0.00

Sezione: 18  
 Progressiva: 260.000  
 Q. Progetto: 309.051

Scala H 1/200.00  
 Scala V 1/200.00

306.00



Quote	300.06 300.09	300.05	300.09 300.05
Parziali	0.33 2.50	2.50	0.56 2.50
Sviluppata Par.	0.43 2.50	2.50	0.79 2.50
Sviluppata	0.00 0.43	2.93	5.43 6.22
Progressiva	-2.80 -2.50	0.00	2.50 3.06
Dislivelli	0.00 -0.31	-0.03	-0.02 -0.00

Sezione: 19  
 Progressiva: 280.000  
 Q. Progetto: 308.811

Scala H 1/200.00  
 Scala V 1/200.00

306.00

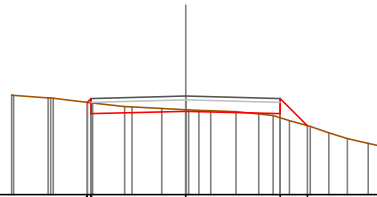


Quote	308.45 308.35	308.41	308.35 307.70
Parziali	0.30 2.50	2.50	1.05
Sviluppata Par.	0.42 2.50	2.50	1.48
Sviluppata	0.00 0.42	2.92	5.42 6.91
Progressiva	-2.80 -2.50	0.00	2.50 3.55
Dislivelli	0.00 -0.31	-0.03	-0.23 -0.00

Sezione: 20  
 Progressiva: 300.000  
 Q. Progetto: 308.604

Scala H 1/200.00  
 Scala V 1/200.00

306.00

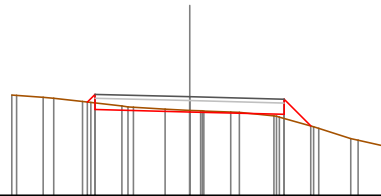


Quote	308.44 308.14	308.20	308.14 307.82
Parziali	2.50	2.50	0.72
Sviluppata Par.	2.50	2.50	1.02
Sviluppata	0.00 0.15	2.65	5.15 6.16
Progressiva	-2.60 -2.50	0.00	2.50 3.22
Dislivelli	0.00 -0.11	-0.04	-0.11 -0.00

Sezione: 21  
 Progressiva: 300.335  
 Q. Progetto: 308.601

Scala H 1/200.00  
 Scala V 1/200.00

306.00

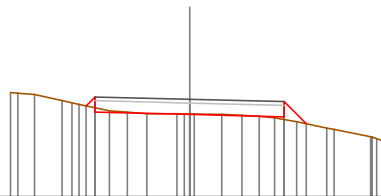


Quote	308.46 308.26	308.20	308.14 307.82
Parziali	0.30 2.50	2.50	0.71
Sviluppata Par.	0.30 2.50	2.50	1.00
Sviluppata	0.00 0.29	2.79	5.29 6.29
Progressiva	-2.70 -2.50	0.00	2.50 3.21
Dislivelli	0.00 -0.23	-0.04	-0.11 -0.00

Sezione: 22  
 Progressiva: 304.956  
 Q. Progetto: 308.575

Scala H 1/200.00  
 Scala V 1/200.00

306.00

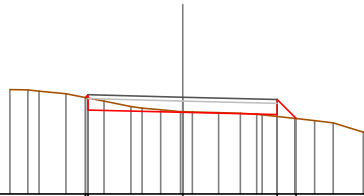


Quote	308.46 308.24	308.15	308.11 307.82
Parziali	0.30 2.50	2.50	0.58
Sviluppata Par.	0.30 2.50	2.50	0.82
Sviluppata	0.00 0.34	2.84	5.34 6.16
Progressiva	-2.74 -2.50	0.00	2.50 3.08
Dislivelli	0.00 -0.29	-0.01	-0.07 -0.00

Sezione: 23  
 Progressiva: 309.577  
 Q. Progetto: 308.562

Scala H 1/200.00  
 Scala V 1/200.00

306.00

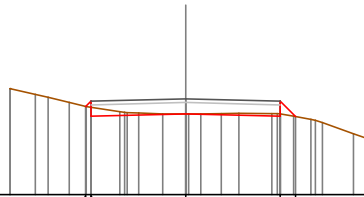


Quote	308.95 308.22	308.16	308.10 308.00
Parziali	2.50	2.50	0.50
Sviluppata Par.	2.50	2.50	0.70
Sviluppata	0.00 0.10	2.60	5.10 5.81
Progressiva	-2.57 -2.50	0.00	2.50 3.00
Dislivelli	-0.09 -0.00	-0.01	0.05 -0.00

Sezione: 24  
 Progressiva: 320.000  
 Q. Progetto: 308.534

Scala H 1/200.00  
 Scala V 1/200.00

306.00

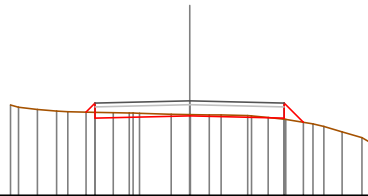


Quote	308.33 308.07	308.13	308.07 308.06
Parziali	2.50	2.50	0.41
Sviluppata Par.	2.50	2.50	0.59
Sviluppata	0.00 0.20	2.70	5.20 5.78
Progressiva	-2.64 -2.50	0.00	2.50 2.91
Dislivelli	-0.17 -0.00	0.00	-0.06 -0.00

Sezione: 25  
 Progressiva: 340.000  
 Q. Progetto: 308.496

Scala H 1/200.00  
 Scala V 1/200.00

306.00

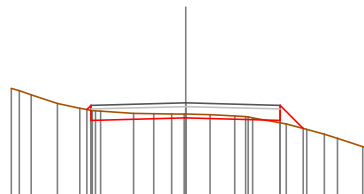


Quote	308.20 308.00	308.10	308.00 307.90
Parziali	2.50	2.50	0.51
Sviluppata Par.	2.50	2.50	0.72
Sviluppata	0.00 0.33	2.83	5.33 6.05
Progressiva	-2.74 -2.50	0.00	2.50 3.01
Dislivelli	-0.24 -0.00	-0.04	0.02 0.00

Sezione: 26  
 Progressiva: 360.000  
 Q. Progetto: 308.480

Scala H 1/200.00  
 Scala V 1/200.00

306.00



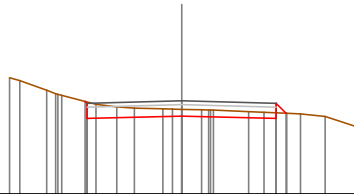
Quote	308.30 308.02	308.05	308.02 307.91
Parziali	2.50	2.50	0.61
Sviluppata Par.	2.50	2.50	0.86
Sviluppata	0.00 0.16	2.66	5.16 6.02
Progressiva	-2.61 -2.50	0.00	2.50 3.11
Dislivelli	-0.14 -0.00	-0.11	-0.06 -0.00



Sezione: 27  
 Progressiva: 380.000  
 Q. Progetto: 308.463

Scala H 1/200.00  
 Scala V 1/200.00

306.00

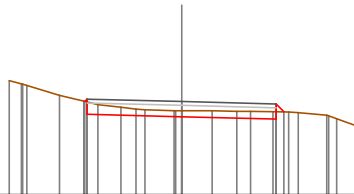


Quote	308.46 308.00	308.06	308.00 308.14
Parziali	2.50	2.50	0.08
Sviluppata Par.	2.50	2.50	0.07
Sviluppata	0.00 0.07	2.57	5.07 5.44
Progressiva	-2.55 -2.50	0.00	2.50 2.76
Dislivelli	-0.00 -0.04	-0.18	-0.15 -0.00

Sezione: 28  
 Progressiva: 383.911  
 Q. Progetto: 308.460

Scala H 1/200.00  
 Scala V 1/200.00

306.00

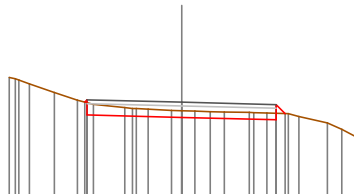


Quote	308.46 308.12	308.06	308.00 308.19
Parziali	2.50	2.50	0.08
Sviluppata Par.	2.50	2.50	0.08
Sviluppata	0.00 0.08	2.58	5.08 5.38
Progressiva	-2.56 -2.50	0.00	2.50 2.71
Dislivelli	0.00 0.07	-0.16	-0.19 0.00

Sezione: 29  
 Progressiva: 387.702  
 Q. Progetto: 308.457

Scala H 1/200.00  
 Scala V 1/200.00

306.00

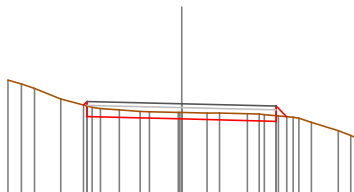


Quote	308.46 308.12	308.06	307.99 308.16
Parziali	2.50	2.50	0.08
Sviluppata Par.	2.50	2.50	0.08
Sviluppata	0.00 0.08	2.59	5.09 5.42
Progressiva	-2.56 -2.50	0.00	2.50 2.74
Dislivelli	0.00 0.07	-0.18	-0.17 -0.00

Sezione: 30  
 Progressiva: 390.000  
 Q. Progetto: 308.455

Scala H 1/200.00  
 Scala V 1/200.00

306.00

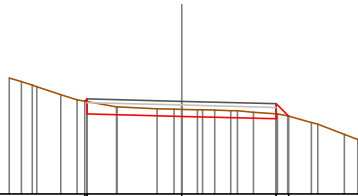


Quote	308.46 308.12	308.06	307.99 308.11
Parziali	2.50	2.50	0.08
Sviluppata Par.	2.50	2.50	0.08
Sviluppata	0.00 0.13	2.63	5.13 5.53
Progressiva	-2.59 -2.50	0.00	2.50 2.78
Dislivelli	0.00 -0.12	-0.17	-0.15 0.00

Sezione: 31  
 Progressiva: 391.493  
 Q. Progetto: 308.454

Scala H 1/200.00  
 Scala V 1/200.00

306.00

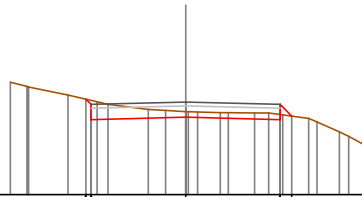


Quote	306.46	306.12	306.05	307.99	308.06
Parziali		2.50	2.50	0.33	
Sviluppata Par.		2.50	2.50	0.17	
Sviluppata	0.00	-2.56	0.00	2.59	5.09
Progressiva	0.00	-2.50	0.00	2.50	2.83
Dislivelli	0.07	-0.19	0.00	-0.13	0.00

Sezione: 32  
 Progressiva: 400.000  
 Q. Progetto: 308.447

Scala H 1/200.00  
 Scala V 1/200.00

306.00

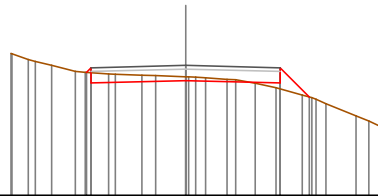


Quote	306.52	307.98	306.05	307.98	308.08
Parziali		2.50	2.50	0.33	
Sviluppata Par.		2.50	2.50	0.44	
Sviluppata	0.00	-2.64	0.00	2.70	5.20
Progressiva	0.00	-2.50	0.00	2.50	2.81
Dislivelli	0.11	-0.15	0.00	-0.13	0.00

Sezione: 33  
 Progressiva: 420.000  
 Q. Progetto: 308.431

Scala H 1/200.00  
 Scala V 1/200.00

305.00

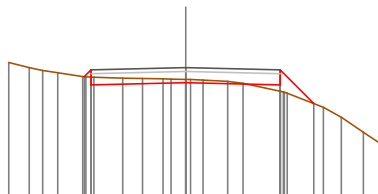


Quote	306.25	307.97	306.00	307.97	307.99
Parziali		2.50	2.50	0.77	
Sviluppata Par.		2.50	2.50	1.10	
Sviluppata	0.00	-2.62	0.00	2.67	5.17
Progressiva	0.00	-2.50	0.00	2.50	3.27
Dislivelli	0.13	-0.10	0.00	-0.16	0.00

Sezione: 34  
 Progressiva: 440.000  
 Q. Progetto: 308.415

Scala H 1/200.00  
 Scala V 1/200.00

305.00

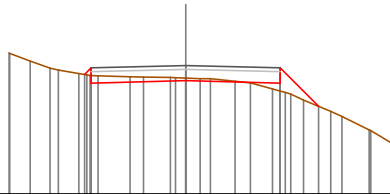


Quote	308.11	307.85	308.00	307.85	307.42
Parziali		2.50	2.50	0.89	
Sviluppata Par.		2.50	2.50	1.25	
Sviluppata	0.00	-2.68	0.00	2.76	5.26
Progressiva	0.00	-2.50	0.00	2.50	3.39
Dislivelli	0.19	-0.09	0.00	-0.16	-0.00

Sezione: 35  
 Progressiva: 460.000  
 Q. Progetto: 308.398

Scala H 1/200.00  
 Scala V 1/200.00

305.00

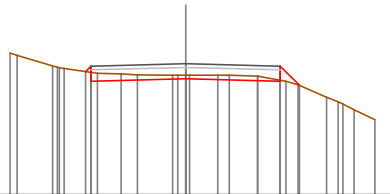


Quote	308.16 307.94	308.00	307.94 307.32
Parziali	2.50	2.50	1.01
Sviluppata Par.	2.50	2.50	1.43
Sviluppata	0.00 0.25	2.75	5.25 6.68
Progressiva	0.00 -2.67 -2.50	0.00	2.50 3.51
Dislivelli	0.00 -0.20	-0.07	-0.21 0.00

Sezione: 36  
 Progressiva: 480.000  
 Q. Progetto: 308.460

Scala H 1/200.00  
 Scala V 1/200.00

305.00

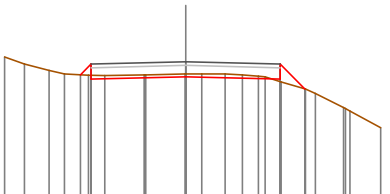


Quote	308.25 308.00	308.00	308.00 307.89
Parziali	2.50	2.50	0.51
Sviluppata Par.	2.50	2.50	0.72
Sviluppata	0.00 0.21	2.71	5.21 5.92
Progressiva	0.00 -2.65 -2.50	0.00	2.50 3.01
Dislivelli	0.00 -0.17	-0.10	-0.03 0.00

Sezione: 37  
 Progressiva: 500.000  
 Q. Progetto: 308.529

Scala H 1/200.00  
 Scala V 1/200.00

305.00

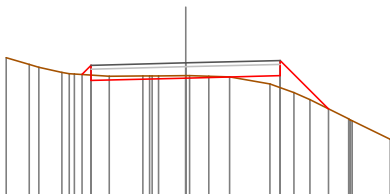


Quote	308.16 308.07	308.13	308.07 307.81
Parziali	2.50	2.50	0.66
Sviluppata Par.	2.50	2.50	0.93
Sviluppata	0.00 0.40	2.90	5.41 6.33
Progressiva	0.00 -2.79 -2.50	0.00	2.50 3.16
Dislivelli	0.00 -0.30	-0.07	0.06 0.00

Sezione: 38  
 Progressiva: 502.264  
 Q. Progetto: 308.537

Scala H 1/200.00  
 Scala V 1/200.00

305.00

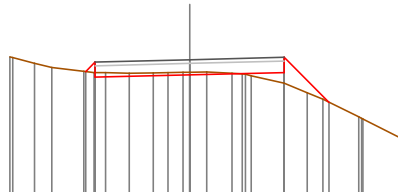


Quote	308.25 308.07	308.14	308.20 307.52
Parziali	2.50	2.50	1.28
Sviluppata Par.	2.50	2.50	1.81
Sviluppata	0.00 0.34	2.84	5.35 7.15
Progressiva	0.00 -2.74 -2.50	0.00	2.50 3.78
Dislivelli	0.00 -0.26	-0.06	-0.32 -0.00

Sezione: 39  
 Progressiva: 507.072  
 Q. Progetto: 308.553

Scala H 1/200.00  
 Scala V 1/200.00

305.00

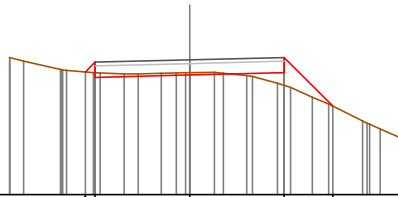


Quote	308.24 308.00	308.15	308.22 307.45
Parziali	0.25 2.50	2.50	1.19
Sviluppata Par.	0.25 2.50	2.50	1.68
Sviluppata	0.00 0.36	2.86	5.36 7.04
Progressiva	0.00 -2.75 -2.50	0.00	2.50 3.69
Dislivelli	0.00 -0.28	-0.07	0.29 0.00

Sezione: 40  
 Progressiva: 510.000  
 Q. Progetto: 308.564

Scala H 1/200.00  
 Scala V 1/200.00

305.00

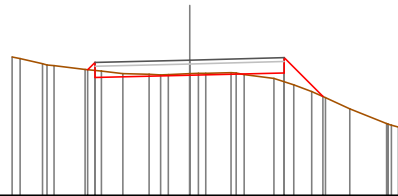


Quote	308.24 308.10	308.16	308.23 307.34
Parziali	0.26 2.50	2.50	1.28
Sviluppata Par.	0.26 2.50	2.50	1.82
Sviluppata	0.00 0.37	2.87	5.37 7.18
Progressiva	0.00 -2.76 -2.50	0.00	2.50 3.78
Dislivelli	0.00 -0.28	-0.06	0.34 -0.00

Sezione: 41  
 Progressiva: 511.880  
 Q. Progetto: 308.570

Scala H 1/200.00  
 Scala V 1/200.00

305.00

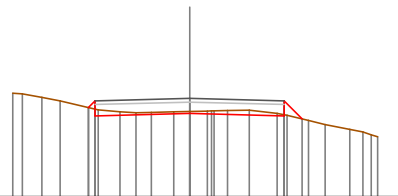


Quote	308.21 308.11	308.17	308.23 307.61
Parziali	0.26 2.50	2.50	1.02
Sviluppata Par.	0.26 2.50	2.50	1.45
Sviluppata	0.00 0.28	2.78	5.28 6.72
Progressiva	0.00 -2.70 -2.50	0.00	2.50 3.52
Dislivelli	0.00 -0.21	-0.04	0.23 0.00

Sezione: 42  
 Progressiva: 520.000  
 Q. Progetto: 308.598

Scala H 1/200.00  
 Scala V 1/200.00

306.00

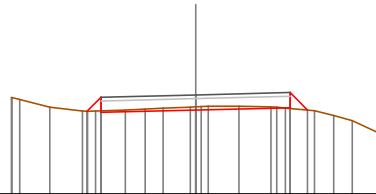


Quote	308.26 308.14	308.20	308.14 308.08
Parziali	0.26 2.50	2.50	0.48
Sviluppata Par.	0.26 2.50	2.50	0.67
Sviluppata	0.00 0.26	2.76	5.26 5.93
Progressiva	0.00 -2.68 -2.50	0.00	2.50 2.98
Dislivelli	0.00 -0.22	-0.05	-0.03 -0.00

Sezione: 43  
 Progressiva: 527.053  
 Q. Progetto: 308.622

Scala H 1/200.00  
 Scala V 1/200.00

306.00

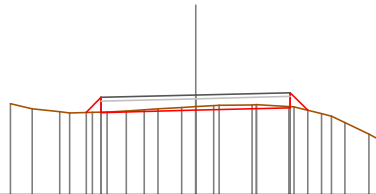


Quote	306.19 306.16	306.22	306.28 306.22
Parziali	0.37 2.50	2.50	0.46
Sviluppata Par.	0.53 2.50	2.50	0.65
Sviluppata	0.00 -2.87 -2.50	0.00 -3.03	5.53 -6.18
Progressiva	-0.36	-0.09	-0.02 -2.50 -2.96
Dislivelli			-0.00

Sezione: 44  
 Progressiva: 530.000  
 Q. Progetto: 308.632

Scala H 1/200.00  
 Scala V 1/200.00

306.00

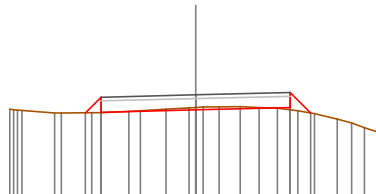


Quote	306.17 306.17	306.23	306.29 306.23
Parziali	0.40 2.50	2.50	0.46
Sviluppata Par.	0.56 2.50	2.50	0.66
Sviluppata	0.00 -2.90 -2.50	0.00 -3.06	5.56 -6.22
Progressiva	-0.39	-0.09	-0.03 -2.50 -2.96
Dislivelli			-0.00

Sezione: 45  
 Progressiva: 540.000  
 Q. Progetto: 308.653

Scala H 1/200.00  
 Scala V 1/200.00

306.00

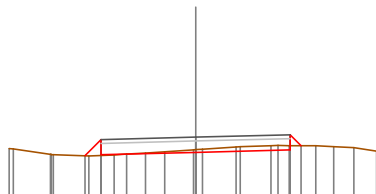


Quote	306.17 306.19	306.25	306.32 306.17
Parziali	0.42 2.50	2.50	0.54
Sviluppata Par.	0.59 2.50	2.50	0.76
Sviluppata	0.00 -2.92 -2.50	0.00 -3.09	5.59 -6.36
Progressiva	-0.41	-0.06	0.06 -2.50 -3.04
Dislivelli			0.00

Sezione: 46  
 Progressiva: 547.311  
 Q. Progetto: 308.571

Scala H 1/200.00  
 Scala V 1/200.00

307.00

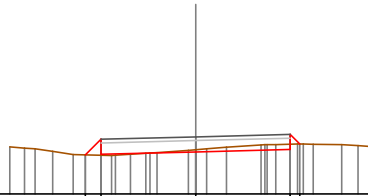


Quote	306.08 306.11	306.17	306.22 306.38
Parziali	0.43 2.50	2.50	0.38
Sviluppata Par.	0.61 2.50	2.50	0.60
Sviluppata	0.00 -2.98 -2.50	0.00 -3.11	5.61 -6.01
Progressiva	-0.42	-0.07	-0.12 -2.50 -2.79
Dislivelli			-0.00

Sezione: 47  
 Progressiva: 550.000  
 Q. Progetto: 308.514

Scala H 1/200.00  
 Scala V 1/200.00

307.00

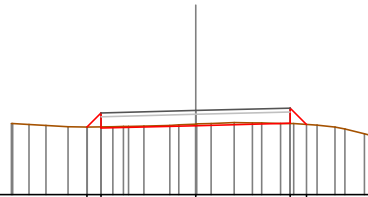


Quote	308.00 308.05	308.11	308.18 308.32
Parziali	0.42 2.50	2.50	0.25 5.95
Sviluppata Par.	0.59 2.50	2.50	0.35
Sviluppata	0.00 0.59	3.09	5.59 5.95
Progressiva	-2.92 -2.50	0.00	2.50 2.75
Dislivelli	-0.43 -0.43	-0.06 -0.06	-0.14 0.00

Sezione: 48  
 Progressiva: 560.000  
 Q. Progetto: 308.222

Scala H 1/200.00  
 Scala V 1/200.00

306.00

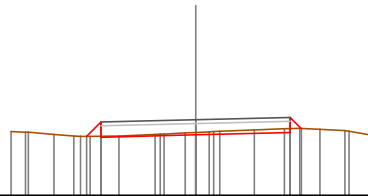


Quote	307.79 307.76	307.82	307.86 307.86
Parziali	0.37 2.50	2.50	0.43 6.14
Sviluppata Par.	0.52 2.50	2.50	0.61
Sviluppata	0.00 0.52	3.03	5.53 6.14
Progressiva	-2.87 -2.50	0.00	2.50 2.93
Dislivelli	-0.37 -0.37	-0.04 -0.04	0.01 -0.00

Sezione: 49  
 Progressiva: 567.569  
 Q. Progetto: 307.993

Scala H 1/200.00  
 Scala V 1/200.00

306.00

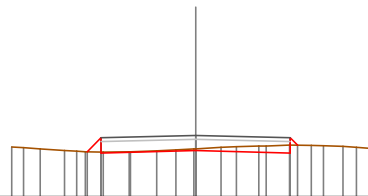


Quote	307.55 307.53	307.59	307.66 307.76
Parziali	0.38 2.50	2.50	0.30 5.96
Sviluppata Par.	0.54 2.50	2.50	0.72
Sviluppata	0.00 0.54	3.04	5.54 5.96
Progressiva	-2.88 -2.50	0.00	2.50 2.80
Dislivelli	-0.38 -0.38	-0.06 -0.06	-0.10 -0.00

Sezione: 50  
 Progressiva: 580.000  
 Q. Progetto: 307.618

Scala H 1/200.00  
 Scala V 1/200.00

306.00

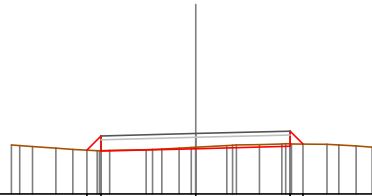


Quote	307.19 307.16	307.22	307.16 307.26
Parziali	0.37 2.50	2.50	0.30 5.79
Sviluppata Par.	0.52 2.50	2.50	0.67
Sviluppata	0.00 0.52	3.02	5.52 5.79
Progressiva	-2.87 -2.50	0.00	2.50 2.69
Dislivelli	-0.38 -0.38	-0.05 -0.05	-0.21 -0.00

Sezione: 51  
 Progressiva: 580.591  
 Q. Progetto: 307.600

Scala H 1/200.00  
 Scala V 1/200.00

306.00

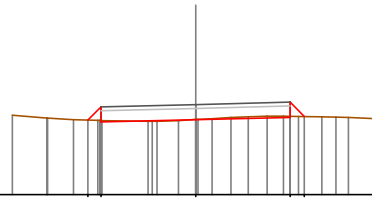


Quote	307.16 307.14	307.20	307.26 307.22
Parziali	0.37 2.50	2.50	0.38
Sviluppata Par.	0.53 2.50	2.50	0.18
Sviluppata	0.00 0.53	3.03	5.53 6.01
Progressiva	-2.87 -2.50	0.00	2.50 2.84
Dislivelli	-0.00 -0.39	-0.04	-0.06 0.00

Sezione: 52  
 Progressiva: 587.099  
 Q. Progetto: 307.380

Scala H 1/200.00  
 Scala V 1/200.00

305.00

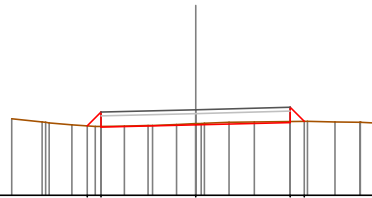


Quote	306.07 306.02	306.06	307.04 307.02
Parziali	0.35 2.50	2.50	0.38
Sviluppata Par.	0.49 2.50	2.50	0.53
Sviluppata	0.00 0.49	2.99	5.49 6.03
Progressiva	-2.85 -2.50	0.00	2.50 2.88
Dislivelli	-0.00 -0.36	-0.01	-0.03 0.00

Sezione: 53  
 Progressiva: 590.000  
 Q. Progetto: 307.258

Scala H 1/200.00  
 Scala V 1/200.00

305.00

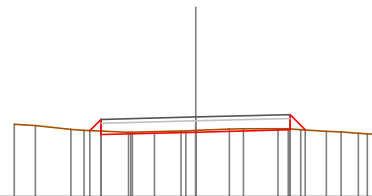


Quote	306.03 306.00	306.06	306.02 306.00
Parziali	0.36 2.50	2.50	0.37
Sviluppata Par.	0.51 2.50	2.50	0.52
Sviluppata	0.00 0.51	3.02	5.52 6.04
Progressiva	-2.86 -2.50	0.00	2.50 2.87
Dislivelli	-0.00 -0.38	-0.03	-0.02 0.00

Sezione: 54  
 Progressiva: 593.607  
 Q. Progetto: 307.105

Scala H 1/200.00  
 Scala V 1/200.00

305.00

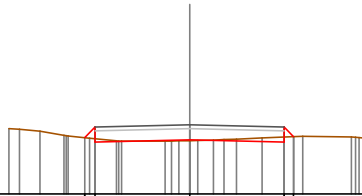


Quote	306.74 306.64	306.70	306.77 306.77
Parziali	0.39 2.50	2.50	0.40
Sviluppata Par.	0.42 2.50	2.50	0.57
Sviluppata	0.00 0.42	2.92	5.42 5.99
Progressiva	-2.80 -2.50	0.00	2.50 2.90
Dislivelli	-0.00 -0.31	-0.04	-0.03 0.00

Sezione: 55  
 Progressiva: 600.000  
 Q. Progetto: 306.833

Scala H 1/200.00  
 Scala V 1/200.00

305.00

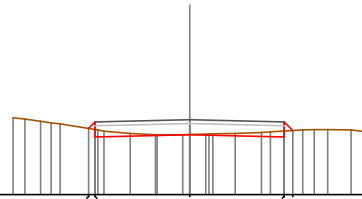


Quote	306.49 306.37	306.43	306.37 306.52
Parziali	0.38	2.50	2.50
Sviluppata Par.	0.33	2.50	2.50
Sviluppata	0.00 0.39	2.89	5.39 5.75
Progressiva	2.78 -2.50	0.00	2.50 -2.75
Dislivelli	0.00 -0.31	-0.02	-0.14 -0.00

Sezione: 56  
 Progressiva: 620.000  
 Q. Progetto: 305.982

Scala H 1/200.00  
 Scala V 1/200.00

304.00

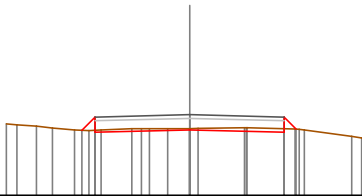


Quote	306.75 306.52	306.58	306.52 306.69
Parziali	2.50	2.50	0.33
Sviluppata Par.	2.50	2.50	0.33
Sviluppata	0.00 0.24	2.74	5.24 5.57
Progressiva	2.67 -2.50	0.00	2.50 -2.73
Dislivelli	-0.00 0.20	-0.01	-0.16 0.00

Sezione: 57  
 Progressiva: 640.000  
 Q. Progetto: 305.127

Scala H 1/200.00  
 Scala V 1/200.00

303.00

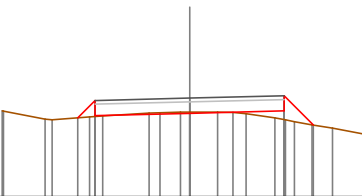


Quote	304.72 304.56	304.73	304.66 304.75
Parziali	0.35	2.50	2.50
Sviluppata Par.	0.49	2.50	2.50
Sviluppata	0.00 0.49	2.99	5.49 5.94
Progressiva	2.85 -2.50	0.00	2.50 -2.82
Dislivelli	0.00 -0.35	-0.03	-0.09 -0.00

Sezione: 58  
 Progressiva: 652.172  
 Q. Progetto: 304.606

Scala H 1/200.00  
 Scala V 1/200.00

302.00



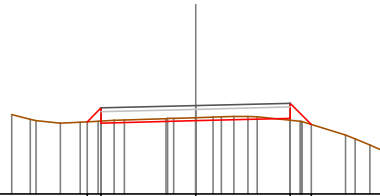
Quote	304.69 304.14	304.21	304.27 303.98
Parziali	0.46	2.50	2.50
Sviluppata Par.	0.65	2.50	1.10
Sviluppata	0.00 0.65	3.15	5.65 6.74
Progressiva	2.96 -2.50	0.00	2.50 -3.27
Dislivelli	-0.00 -0.42	-0.03	-0.23 0.00



Sezione: 59  
 Progressiva: 658.378  
 Q. Progetto: 304.340

Scala H 1/200.00  
 Scala V 1/200.00

302.00

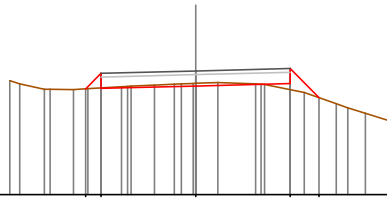


Quote		300.91 300.88		300.94		304.00 303.84
Parziali		0.37	2.50	2.50	0.56	
Sviluppata Par.		0.52	2.50	2.50	0.80	
Sviluppata		0.00		3.02	5.52	6.32
Progressiva		-2.87		0.00	2.50	3.06
Dislivelli		-0.35		-0.08	-0.05	-0.00

Sezione: 60  
 Progressiva: 660.000  
 Q. Progetto: 304.271

Scala H 1/200.00  
 Scala V 1/200.00

301.00

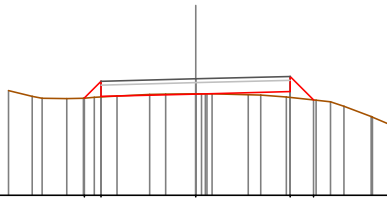


Quote		300.90 300.81		300.87		300.80 300.67
Parziali		0.41	2.50	2.50	0.77	
Sviluppata Par.		0.58	2.50	2.50	1.08	
Sviluppata		0.00		3.08	5.58	6.67
Progressiva		-2.91		0.00	2.50	3.27
Dislivelli		-0.39		-0.07	-0.16	-0.00

Sezione: 61  
 Progressiva: 664.584  
 Q. Progetto: 304.075

Scala H 1/200.00  
 Scala V 1/200.00

301.00

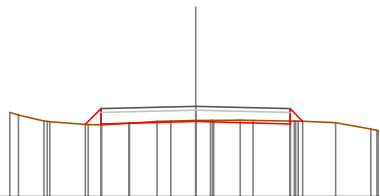


Quote		300.87 300.81		300.87		300.74 300.62
Parziali		0.45	2.50	2.50	0.62	
Sviluppata Par.		0.63	2.50	2.50	0.87	
Sviluppata		0.00		3.13	5.63	6.51
Progressiva		-2.95		0.00	2.50	3.12
Dislivelli		-0.42		-0.01	-0.15	-0.00

Sezione: 62  
 Progressiva: 680.000  
 Q. Progetto: 303.387

Scala H 1/200.00  
 Scala V 1/200.00

301.00

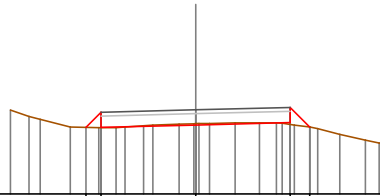


Quote		302.51 302.02		302.50		302.82 302.88
Parziali		0.41	2.50	2.50	0.35	
Sviluppata Par.		0.59	2.50	2.50	0.47	
Sviluppata		0.00		3.09	5.59	6.06
Progressiva		-2.91		0.00	2.50	2.83
Dislivelli		-0.43		-0.02	-0.07	-0.00

Sezione: 63  
 Progressiva: 683.219  
 Q. Progetto: 303.226

Scala H 1/200.00  
 Scala V 1/200.00

301.00

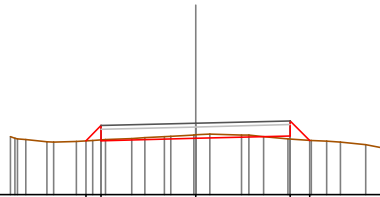


Quote	302.76 302.76		302.63		302.69 302.77
Parziali	0.40	2.50	2.50	0.52	
Sviluppata Par.	0.57	2.50	2.50	0.74	
Sviluppata	0.00 -2.90 -2.50	0.57	3.07	5.57 3.02	6.30
Progressiva	-0.00 -0.41		-0.04	-0.05 -0.00	
Dislivelli					

Sezione: 64  
 Progressiva: 690.000  
 Q. Progetto: 302.887

Scala H 1/200.00  
 Scala V 1/200.00

301.00

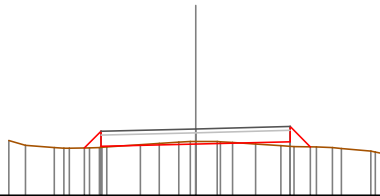


Quote	302.42 302.42		302.49		302.55 302.43
Parziali	0.40	2.50	2.50	0.52	
Sviluppata Par.	0.57	2.50	2.50	0.73	
Sviluppata	0.00 -2.90 -2.50	0.57	3.07	5.57 3.02	6.30
Progressiva	-0.00 -0.38		-0.09	-0.08 -0.00	
Dislivelli					

Sezione: 65  
 Progressiva: 692.748  
 Q. Progetto: 302.750

Scala H 1/200.00  
 Scala V 1/200.00

301.00

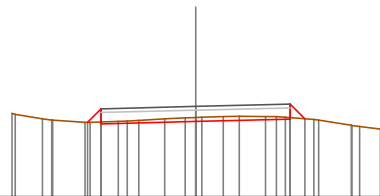


Quote	302.25 302.29		302.35		302.41 302.27
Parziali	0.44	2.50	2.50	0.54	
Sviluppata Par.	0.62	2.50	2.50	0.76	
Sviluppata	0.00 -2.94 -2.50	0.62	3.12	5.62 3.04	6.38
Progressiva	-0.00 -0.42		-0.06	0.12 0.00	
Dislivelli					

Sezione: 66  
 Progressiva: 700.000  
 Q. Progetto: 302.387

Scala H 1/200.00  
 Scala V 1/200.00

300.00

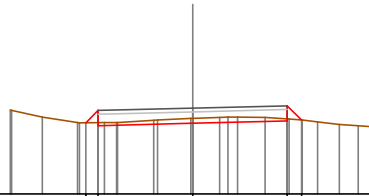


Quote	301.86 301.86		301.89		302.05 302.05
Parziali	0.36	2.50	2.50	0.39	
Sviluppata Par.	0.51	2.50	2.50	0.55	
Sviluppata	0.00 -2.86 -2.50	0.51	3.01	5.51 2.89	6.07
Progressiva	-0.00 -0.35		-0.11	-0.04 -0.00	
Dislivelli					

Sezione: 67  
 Progressiva: 702.278  
 Q. Progetto: 302.273

Scala H 1/200.00  
 Scala V 1/200.00

300.00

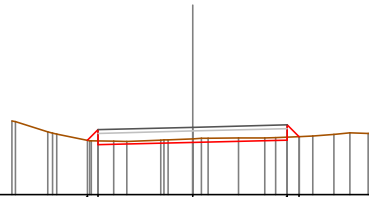


Quote	301.89 301.81	301.87	301.94 301.96
Parziali	0.32	2.50	2.50
Sviluppata Par.	0.46	2.50	2.50
Sviluppata	0.00	0.46	2.96
Progressiva	-2.82	0.00	2.50
Dislivelli	-0.32	-0.13	-0.05

Sezione: 68  
 Progressiva: 712.123  
 Q. Progetto: 301.780

Scala H 1/200.00  
 Scala V 1/200.00

300.00

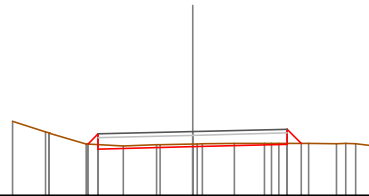


Quote	301.44 301.32	301.38	301.44 301.53
Parziali	0.32	2.50	2.50
Sviluppata Par.	0.40	2.50	2.50
Sviluppata	0.00	0.40	2.90
Progressiva	-2.78	0.00	2.50
Dislivelli	-0.30	-0.10	-0.08

Sezione: 69  
 Progressiva: 714.112  
 Q. Progetto: 301.681

Scala H 1/200.00  
 Scala V 1/200.00

300.00

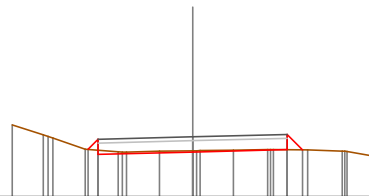


Quote	301.26 301.22	301.26	301.24 301.27
Parziali	0.27	2.50	2.50
Sviluppata Par.	0.38	2.50	2.50
Sviluppata	0.00	0.38	2.88
Progressiva	-2.77	0.00	2.50
Dislivelli	-0.28	-0.07	-0.03

Sezione: 70  
 Progressiva: 716.100  
 Q. Progetto: 301.581

Scala H 1/200.00  
 Scala V 1/200.00

300.00

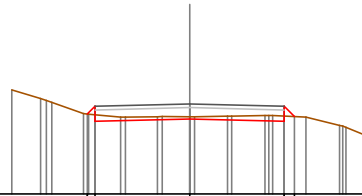


Quote	301.25 301.12	301.15	301.24 301.24
Parziali	0.27	2.50	2.50
Sviluppata Par.	0.38	2.50	2.50
Sviluppata	0.00	0.38	2.88
Progressiva	-2.77	0.00	2.50
Dislivelli	-0.28	-0.03	-0.00

Sezione: 71  
 Progressiva: 720.000  
 Q. Progetto: 301.386

Scala H 1/200.00  
 Scala V 1/200.00

299.00

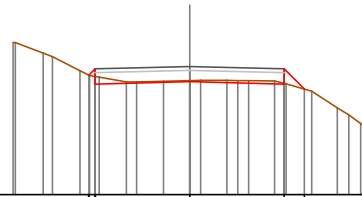


Quote	301.12	300.92	300.99	300.92	301.05
Parziali	0.00	2.50	2.50	0.08	
Sviluppata Par.	0.00	2.50	2.50	0.08	
Sviluppata	0.00	0.29	2.79	5.29	5.68
Progressiva	2.71	2.50	0.00	2.50	2.78
Dislivelli	0.00	-0.23	-0.06	-0.14	0.00

Sezione: 72  
 Progressiva: 740.000  
 Q. Progetto: 300.385

Scala H 1/200.00  
 Scala V 1/200.00

297.00

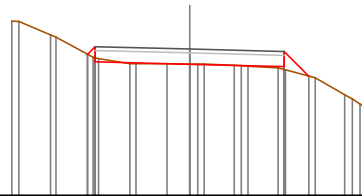


Quote	300.16	299.92	299.99	299.92	299.79
Parziali	0.00	2.50	2.50	0.53	
Sviluppata Par.	0.00	2.50	2.50	0.75	
Sviluppata	0.00	0.23	2.74	5.24	5.99
Progressiva	2.67	2.50	0.00	2.50	3.03
Dislivelli	0.00	-0.20	-0.03	-0.02	0.00

Sezione: 73  
 Progressiva: 751.658  
 Q. Progetto: 299.862

Scala H 1/200.00  
 Scala V 1/200.00

296.00

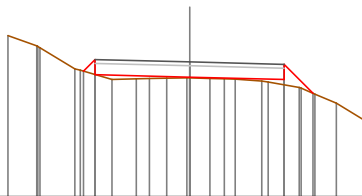


Quote	299.72	299.52	299.46	299.40	299.15
Parziali	0.00	2.50	2.50	0.65	
Sviluppata Par.	0.00	2.50	2.50	0.92	
Sviluppata	0.00	0.28	2.79	5.29	6.21
Progressiva	2.70	2.50	0.00	2.50	3.15
Dislivelli	0.00	-0.29	-0.01	0.08	-0.00

Sezione: 74  
 Progressiva: 758.817  
 Q. Progetto: 299.562

Scala H 1/200.00  
 Scala V 1/200.00

296.00

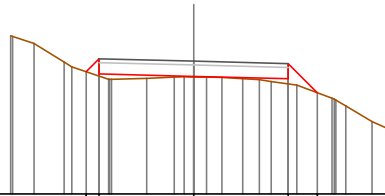


Quote	299.92	299.52	299.15	299.10	298.74
Parziali	0.00	2.50	2.50	0.76	
Sviluppata Par.	0.00	2.50	2.50	1.08	
Sviluppata	0.00	0.44	2.94	5.44	6.52
Progressiva	2.81	2.50	0.00	2.50	3.26
Dislivelli	0.00	-0.40	-0.02	-0.14	0.00

Sezione: 75  
 Progressiva: 760.000  
 Q. Progetto: 299.512

Scala H 1/200.00  
 Scala V 1/200.00

296.00

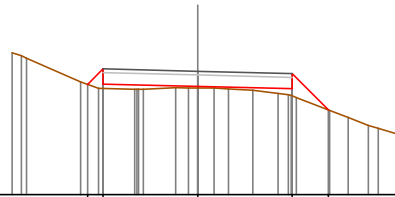


Quote	299.24 299.17	299.11	299.05 298.98
Parziali	0.34 0.48	2.50	2.50 0.77
Sviluppata Par.	0.48	2.50	2.50 1.09
Sviluppata	0.00 0.48	2.98	5.48 6.57
Progressiva	-2.84 -2.50	0.00	2.50 3.27
Dislivelli	0.00 -0.45	-0.02	-0.14 0.00

Sezione: 76  
 Progressiva: 765.976  
 Q. Progetto: 299.262

Scala H 1/200.00  
 Scala V 1/200.00

296.00

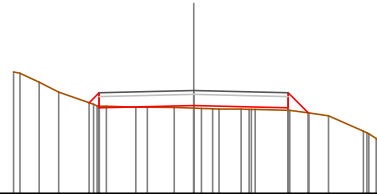


Quote	299.91 299.92	299.96	299.90 299.84
Parziali	0.41 0.58	2.50	2.50 0.95
Sviluppata Par.	0.58	2.50	2.50 1.35
Sviluppata	0.00 0.58	3.08	5.58 6.93
Progressiva	-2.91 -2.50	0.00	2.50 3.45
Dislivelli	0.00 -0.52	-0.04	-0.18 -0.00

Sezione: 77  
 Progressiva: 780.000  
 Q. Progetto: 298.715

Scala H 1/200.00  
 Scala V 1/200.00

296.00

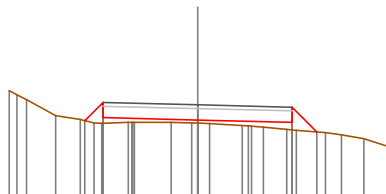


Quote	298.99 298.95	298.91	298.85 298.83
Parziali	0.27 0.38	2.50	2.50 0.53
Sviluppata Par.	0.38	2.50	2.50 0.74
Sviluppata	0.00 0.38	2.88	5.38 6.12
Progressiva	-2.77 -2.50	0.00	2.50 3.03
Dislivelli	0.00 -0.35	0.07	0.06 0.00

Sezione: 78  
 Progressiva: 791.351  
 Q. Progetto: 298.428

Scala H 1/200.00  
 Scala V 1/200.00

296.00

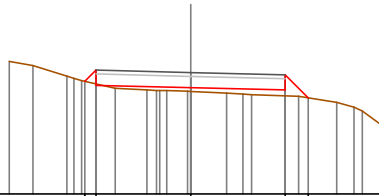


Quote	299.91 299.89	299.83	299.77 299.71
Parziali	0.48 0.68	2.50	2.50 0.66
Sviluppata Par.	0.68	2.50	2.50 0.93
Sviluppata	0.00 0.68	3.18	5.68 6.61
Progressiva	-2.98 -2.50	0.00	2.50 3.16
Dislivelli	0.00 -0.55	-0.08	-0.20 0.00

Sezione: 79  
 Progressiva: 800.000  
 Q. Progetto: 298.214

Scala H 1/200.00  
 Scala V 1/200.00

295.00

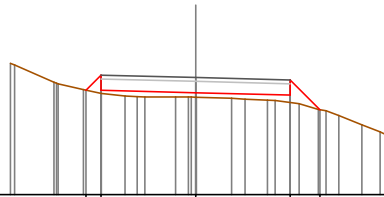


Quote	297.98 297.98	297.81	297.76 297.54
Parziali	0.30 2.50	2.50	0.61
Sviluppata Par.	0.12 2.50	2.50	0.86
Sviluppata	0.00 0.42	2.92	5.42 6.28
Progressiva	-2.80 -2.50	0.00	2.50 3.11
Dislivelli	0.00 -0.36	-0.10	-0.15 -0.00

Sezione: 80  
 Progressiva: 804.793  
 Q. Progetto: 298.094

Scala H 1/200.00  
 Scala V 1/200.00

295.00

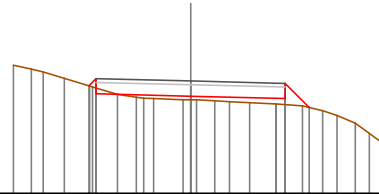


Quote	297.76 297.76	297.69	297.63 297.25
Parziali	0.40 2.50	2.50	0.79
Sviluppata Par.	0.56 2.50	2.50	1.11
Sviluppata	0.00 0.56	3.06	5.56 6.67
Progressiva	-2.90 -2.50	0.00	2.50 3.29
Dislivelli	0.00 -0.48	-0.12	-0.20 -0.00

Sezione: 81  
 Progressiva: 810.000  
 Q. Progetto: 297.965

Scala H 1/200.00  
 Scala V 1/200.00

295.00

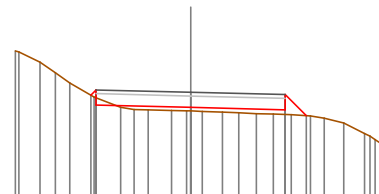


Quote	297.84 297.63	297.57	297.50 297.27
Parziali	0.30 2.50	2.50	0.64
Sviluppata Par.	0.30 2.50	2.50	0.90
Sviluppata	0.00 0.27	2.77	5.27 6.17
Progressiva	-2.69 -2.50	0.00	2.50 3.14
Dislivelli	0.00 -0.25	-0.10	-0.16 -0.00

Sezione: 82  
 Progressiva: 818.234  
 Q. Progetto: 297.761

Scala H 1/200.00  
 Scala V 1/200.00

295.00

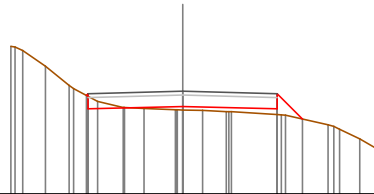


Quote	297.66 297.42	297.35	297.30 297.14
Parziali	0.30 2.50	2.50	0.56
Sviluppata Par.	0.30 2.50	2.50	0.79
Sviluppata	0.00 0.20	2.70	5.20 5.99
Progressiva	-2.64 -2.50	0.00	2.50 3.06
Dislivelli	0.00 -0.21	-0.09	-0.12 -0.00

Sezione: 83  
 Progressiva: 820.000  
 Q. Progetto: 297.717

Scala H 1/200.00  
 Scala V 1/200.00

295.00

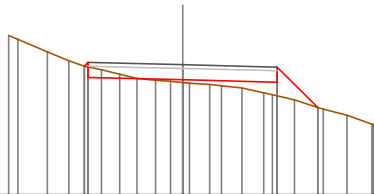


Quote	297.61 297.25	297.52	297.25 296.98
Parziali	2.50	2.50	0.67
Sviluppata Par.	2.50	2.50	0.95
Sviluppata	0.00 0.06	2.56	5.06 6.01
Progressiva	-2.54 -2.50	0.00	2.50 3.17
Dislivelli	0.00 0.07	-0.09	-0.16 0.00

Sezione: 84  
 Progressiva: 831.308  
 Q. Progetto: 297.436

Scala H 1/200.00  
 Scala V 1/200.00

294.00

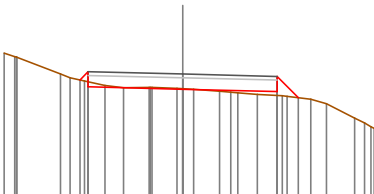


Quote	297.40 297.10	297.04	296.97 296.30
Parziali	2.50	2.50	1.07
Sviluppata Par.	2.50	2.50	1.52
Sviluppata	0.00 0.14	2.65	5.15 6.66
Progressiva	-2.60 -2.50	0.00	2.50 3.57
Dislivelli	0.00 0.13	-0.07	-0.36 0.00

Sezione: 85  
 Progressiva: 840.000  
 Q. Progetto: 297.202

Scala H 1/200.00  
 Scala V 1/200.00

294.00

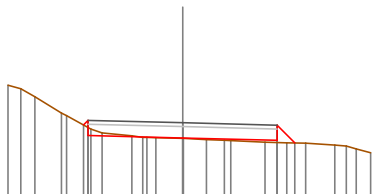


Quote	297.05 296.86	296.80	296.74 296.58
Parziali	2.50	2.50	0.56
Sviluppata Par.	2.50	2.50	0.80
Sviluppata	0.00 0.31	2.81	5.31 6.11
Progressiva	-2.72 -2.50	0.00	2.50 3.06
Dislivelli	0.00 0.27	-0.01	-0.11 0.00

Sezione: 86  
 Progressiva: 847.671  
 Q. Progetto: 296.953

Scala H 1/200.00  
 Scala V 1/200.00

295.00

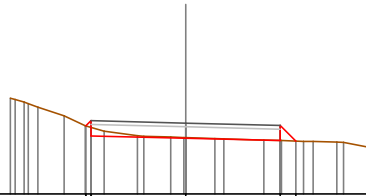


Quote	296.96 296.62	296.65	296.60 296.62
Parziali	2.50	2.50	0.47
Sviluppata Par.	2.50	2.50	0.66
Sviluppata	0.00 0.17	2.67	5.17 5.83
Progressiva	-2.62 -2.50	0.00	2.50 2.97
Dislivelli	0.00 0.18	-0.01	-0.06 0.00

Sezione: 87  
 Progressiva: 850.000  
 Q. Progetto: 296.877

Scala H 1/200.00  
 Scala V 1/200.00

295.00

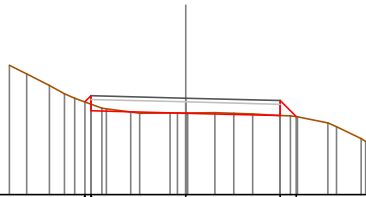


Quote	296.80 296.54	296.48	296.41 296.40
Parziali	2.50	2.50	0.41
Sviluppata Par.	2.50	2.50	0.56
Sviluppata	0.00 0.19	2.69	5.19 5.78
Progressiva	-2.64 -2.50	0.00	2.50 2.91
Dislivelli	0.00 0.18	-0.02	-0.00 -0.00

Sezione: 88  
 Progressiva: 860.000  
 Q. Progetto: 296.551

Scala H 1/200.00  
 Scala V 1/200.00

294.00

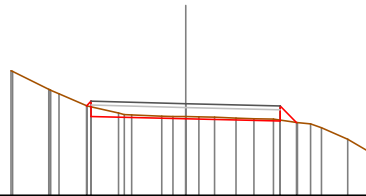


Quote	296.45 296.21	296.15	296.09 296.08
Parziali	2.50	2.50	0.43
Sviluppata Par.	2.50	2.50	0.60
Sviluppata	0.00 0.23	2.73	5.23 5.83
Progressiva	-2.66 -2.50	0.00	2.50 2.93
Dislivelli	0.00 0.22	-0.00	-0.00 -0.00

Sezione: 89  
 Progressiva: 864.035  
 Q. Progetto: 296.420

Scala H 1/200.00  
 Scala V 1/200.00

294.00

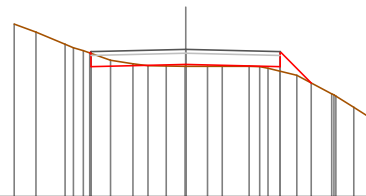


Quote	296.36 296.09	296.02	296.06 296.02
Parziali	2.50	2.50	0.44
Sviluppata Par.	2.50	2.50	0.62
Sviluppata	0.00 0.17	2.67	5.17 5.79
Progressiva	-2.62 -2.50	0.00	2.50 2.94
Dislivelli	0.00 0.15	-0.06	-0.03 -0.00

Sezione: 90  
 Progressiva: 880.000  
 Q. Progetto: 295.897

Scala H 1/200.00  
 Scala V 1/200.00

292.00



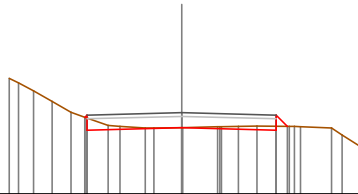
Quote	296.89 296.43	296.50	296.43 296.01
Parziali	2.50	2.50	0.83
Sviluppata Par.	2.50	2.50	1.17
Sviluppata	0.00 0.05	2.55	5.05 6.22
Progressiva	-2.54 -2.50	0.00	2.50 3.33
Dislivelli	-0.00 -0.05	-0.05	-0.12 -0.00



Sezione: 91  
 Progressiva: 900.000  
 Q. Progetto: 295.151

Scala H 1/200.00  
 Scala V 1/200.00

293.00

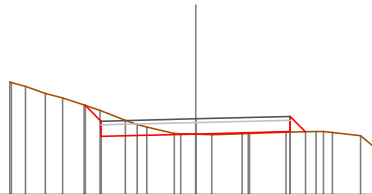


Quote	294.03 294.69	294.75	294.69 294.79
Parziali	2.50	2.50	0.30
Sviluppata Par.	2.50	2.50	0.42
Sviluppata	0.00 0.09	2.59	5.09 5.51
Progressiva	0.00 -2.56 -2.50	0.00	2.50 2.80
Dislivelli	0.00 -0.08	-0.00	-0.10 -0.00

Sezione: 92  
 Progressiva: 903.968  
 Q. Progetto: 295.003

Scala H 1/200.00  
 Scala V 1/200.00

293.00

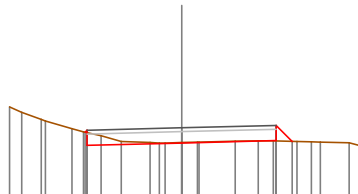


Quote	295.36 294.54	294.60	294.67 294.66
Parziali	0.42	2.50	2.50 0.41
Sviluppata Par.	0.59	2.50	2.50 0.59
Sviluppata	0.00 0.59	3.09	5.59 6.17
Progressiva	0.00 -2.92 -2.50	0.00	2.50 2.91
Dislivelli	0.00 -0.28	0.01	0.02 -0.00

Sezione: 93  
 Progressiva: 910.000  
 Q. Progetto: 294.778

Scala H 1/200.00  
 Scala V 1/200.00

293.00

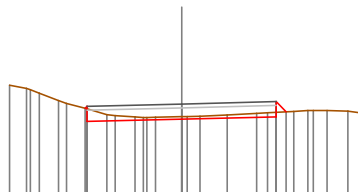


Quote	294.46 294.52	294.58	294.44 294.42
Parziali	2.50	2.50	0.42
Sviluppata Par.	2.50	2.50	0.60
Sviluppata	0.00 0.08	2.58	5.08 5.67
Progressiva	0.00 -2.55 -2.50	0.00	2.50 2.92
Dislivelli	0.00 -0.07	-0.01	0.01 -0.00

Sezione: 94  
 Progressiva: 918.798  
 Q. Progetto: 294.450

Scala H 1/200.00  
 Scala V 1/200.00

292.00

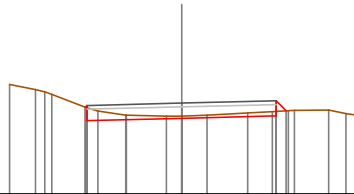


Quote	294.34 293.99	294.05	294.11 294.25
Parziali	2.50	2.50	0.37
Sviluppata Par.	2.50	2.50	0.38
Sviluppata	0.00 0.07	2.57	5.07 5.45
Progressiva	0.00 -2.55 -2.50	0.00	2.50 2.77
Dislivelli	0.00 -0.07	-0.06	-0.12 -0.00

Sezione: 95  
 Progressiva: 920.000  
 Q. Progetto: 294.405

Scala H 1/200.00  
 Scala V 1/200.00

292.00

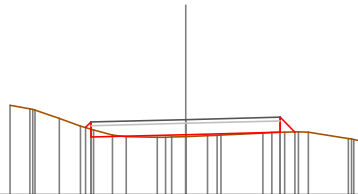


Quote	294.30 293.94	294.01	294.07 294.20
Parziali	2.50	2.50	0.08
Sviluppata Par.	2.50	2.50	0.07
Sviluppata	0.00 -2.55 0.07	0.00 -2.57	5.07 -0.08 5.44
Progressiva	0.00 -2.55 -2.50	0.00 -2.57	-0.12 -2.50 -2.76
Dislivelli	0.00 0.06	-0.06	0.00 -0.08

Sezione: 96  
 Progressiva: 930.000  
 Q. Progetto: 293.984

Scala H 1/200.00  
 Scala V 1/200.00

292.00

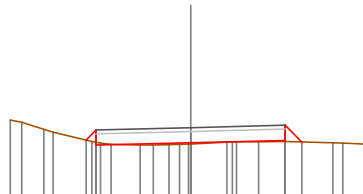


Quote	293.77 293.52	293.58	293.65 293.65
Parziali	2.50	2.50	0.39
Sviluppata Par.	2.50	2.50	0.36
Sviluppata	0.00 -2.65 0.21	0.00 -2.71	5.21 -0.36 5.76
Progressiva	0.00 -2.65 -2.50	0.00 -2.71	0.00 -2.50 -2.89
Dislivelli	0.00 0.19	-0.05	0.00 -0.00

Sezione: 97  
 Progressiva: 933.628  
 Q. Progetto: 293.785

Scala H 1/200.00  
 Scala V 1/200.00

292.00

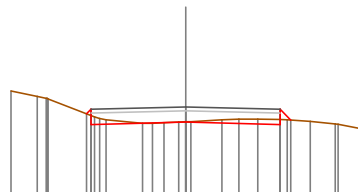


Quote	293.44 293.32	293.38	293.45 293.40
Parziali	0.97	2.50	2.50
Sviluppata Par.	0.93	2.50	2.50
Sviluppata	0.00 -2.77 0.38	0.00 -2.88	5.38 -0.44 6.01
Progressiva	0.00 -2.77 -2.50	0.00 -2.88	0.03 -2.50 -2.94
Dislivelli	0.00 0.33	0.03	0.03 -0.00

Sezione: 98  
 Progressiva: 940.000  
 Q. Progetto: 293.371

Scala H 1/200.00  
 Scala V 1/200.00

291.00

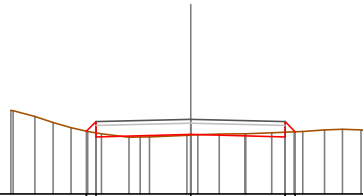


Quote	293.19 292.91	292.97	292.91 293.03
Parziali	2.50	2.50	0.38
Sviluppata Par.	2.50	2.50	0.38
Sviluppata	0.00 -2.62 0.17	0.00 -2.67	5.17 -0.38 5.57
Progressiva	0.00 -2.62 -2.50	0.00 -2.67	-0.13 -2.50 -2.78
Dislivelli	0.00 0.16	-0.01	-0.00 -0.00

Sezione: 99  
 Progressiva: 960.000  
 Q. Progetto: 291.975

Scala H 1/200.00  
 Scala V 1/200.00

290.00

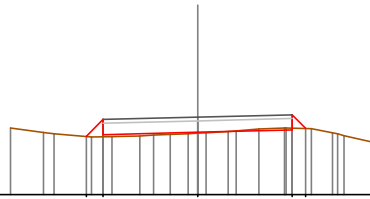


Quote	291.66 291.51	291.57	291.51 291.64
Parziali	0.25 2.50	2.50	0.27 5.36
Sviluppata Par.	0.38 2.50	2.50	0.38 5.74
Sviluppata	0.00 0.36	2.86	5.36 5.74
Progressiva	2.75 2.50	0.00	2.50 2.77
Dislivelli	0.00 -0.30	0.02	-0.12 0.00

Sezione: 100  
 Progressiva: 973.270  
 Q. Progetto: 291.048

Scala H 1/200.00  
 Scala V 1/200.00

289.00

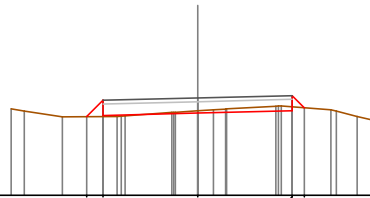


Quote	290.54 290.59	290.65	290.51 290.75
Parziali	0.45 2.50	2.50	0.36 5.63
Sviluppata Par.	0.63 2.50	2.50	0.51 6.14
Sviluppata	0.00 0.63	3.13	5.63 6.14
Progressiva	2.95 2.50	0.00	2.50 2.86
Dislivelli	0.00 -0.46	0.02	-0.05 0.00

Sezione: 101  
 Progressiva: 980.000  
 Q. Progetto: 290.570

Scala H 1/200.00  
 Scala V 1/200.00

288.00

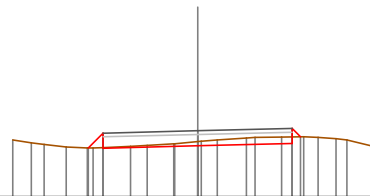


Quote	290.06 290.11	290.17	290.03 290.31
Parziali	0.43 2.50	2.50	0.32 5.61
Sviluppata Par.	0.61 2.50	2.50	0.45 6.07
Sviluppata	0.00 0.61	3.11	5.61 6.07
Progressiva	2.93 2.50	0.00	2.50 2.82
Dislivelli	0.00 -0.43	-0.06	-0.10 0.00

Sezione: 102  
 Progressiva: 990.000  
 Q. Progetto: 289.743

Scala H 1/200.00  
 Scala V 1/200.00

288.00

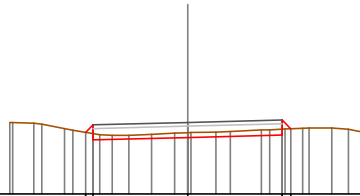


Quote	289.29 289.25	289.34	288.41 288.55
Parziali	0.39 2.50	2.50	0.32 5.55
Sviluppata Par.	0.55 2.50	2.50	0.31 5.87
Sviluppata	0.00 0.55	3.05	5.55 5.87
Progressiva	2.89 2.50	0.00	2.50 2.72
Dislivelli	0.00 -0.38	-0.11	-0.17 0.00

Sezione: 103  
 Progressiva: 1000.000  
 Q. Progetto: 288.894

Scala H 1/200.00  
 Scala V 1/200.00

287.00

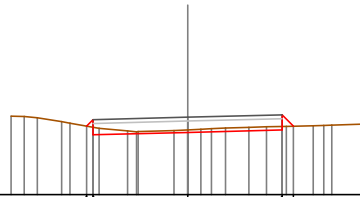


Quote	288.63 288.43	288.49	288.56 288.73
Parziali	2.50	2.50	
Sviluppata Par.	2.50	2.50	
Sviluppata	0.00 0.28	2.78	5.29 5.61
Progressiva	2.70 2.50	0.00	2.50 2.73
Dislivelli	0.00 -0.23	-0.13	-0.16 -0.00

Sezione: 104  
 Progressiva: 1010.000  
 Q. Progetto: 288.045

Scala H 1/200.00  
 Scala V 1/200.00

286.00

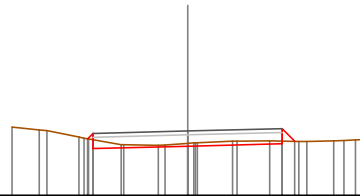


Quote	287.81 287.58	287.65	287.71 287.81
Parziali	2.50	2.50	
Sviluppata Par.	2.50	2.50	
Sviluppata	0.00 0.24	2.74	5.24 5.66
Progressiva	2.67 2.50	0.00	2.50 2.80
Dislivelli	0.00 -0.20	-0.06	-0.09 -0.00

Sezione: 105  
 Progressiva: 1014.134  
 Q. Progetto: 287.694

Scala H 1/200.00  
 Scala V 1/200.00

286.00

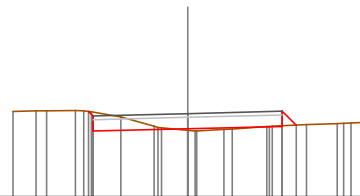


Quote	287.49 287.23	287.29	287.36 287.42
Parziali	2.50	2.50	
Sviluppata Par.	2.50	2.50	
Sviluppata	0.00 0.20	2.70	5.21 5.68
Progressiva	2.64 2.50	0.00	2.50 2.80
Dislivelli	0.00 -0.17	-0.08	-0.07 -0.00

Sezione: 106  
 Progressiva: 1020.000  
 Q. Progetto: 287.196

Scala H 1/200.00  
 Scala V 1/200.00

285.00

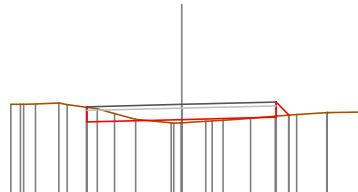


Quote	287.25 286.73	286.50	286.55 286.85
Parziali	2.50	2.50	
Sviluppata Par.	2.50	2.50	
Sviluppata	0.00 0.17	2.67	5.17 5.69
Progressiva	2.62 2.50	0.00	2.50 2.87
Dislivelli	0.00 -0.10	-0.04	-0.01 -0.00

Sezione: 107  
 Progressiva: 1030.000  
 Q. Progetto: 286.371

Scala H 1/200.00  
 Scala V 1/200.00

284.00

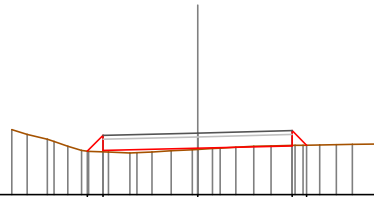


Quote		286.91	286.97	286.05	286.09
Parziali		2.50	2.50	0.34	
Sviluppata Par.		2.50	2.50	0.49	
Sviluppata	0.00	2.50	5.00	5.49	
Progressiva	-2.52	0.00	2.50	2.84	
Dislivelli	0.00	-0.09	-0.03	0.00	

Sezione: 108  
 Progressiva: 1040.000  
 Q. Progetto: 285.627

Scala H 1/200.00  
 Scala V 1/200.00

284.00

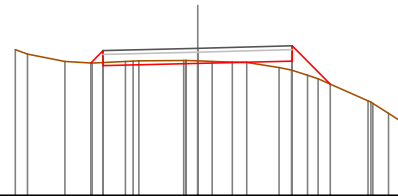


Quote		286.15	286.16	286.23	286.29	286.31
Parziali		0.42	2.50	2.50	0.38	
Sviluppata Par.		0.59	2.50	2.50	0.54	
Sviluppata	0.00	0.59	3.09	5.59	6.13	
Progressiva	-2.92	-2.50	0.00	2.50	2.88	
Dislivelli	-0.43	-0.03	-0.01	0.00		

Sezione: 109  
 Progressiva: 1050.000  
 Q. Progetto: 284.883

Scala H 1/200.00  
 Scala V 1/200.00

281.00

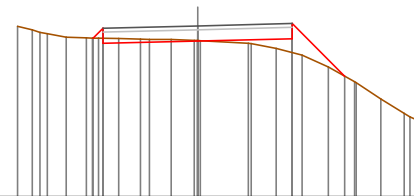


Quote		284.40	284.42	284.46	284.55	283.94
Parziali		0.32	2.50	2.50	1.01	
Sviluppata Par.		0.46	2.50	2.50	1.43	
Sviluppata	0.00	0.46	2.96	5.46	6.89	
Progressiva	-2.82	-2.50	0.00	2.50	3.51	
Dislivelli	0.00	-0.07	-0.024	0.00		

Sezione: 110  
 Progressiva: 1054.997  
 Q. Progetto: 284.515

Scala H 1/200.00  
 Scala V 1/200.00

280.00

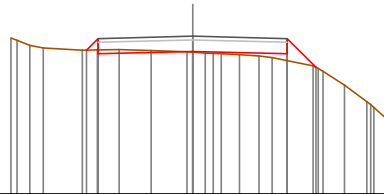


Quote		284.15	284.05	284.11	284.15	283.19
Parziali		0.38	2.50	2.50	1.39	
Sviluppata Par.		0.37	2.50	2.50	1.96	
Sviluppata	0.00	0.37	2.87	5.37	7.34	
Progressiva	-2.76	-2.50	0.00	2.50	3.89	
Dislivelli	0.00	-0.02	-0.036	0.00		

Sezione: 111  
 Progressiva: 1060.000  
 Q. Progetto: 284.175

Scala H 1/200.00  
 Scala V 1/200.00

280.00

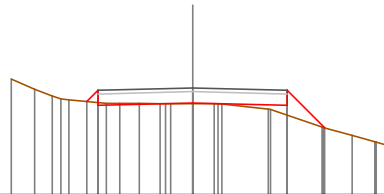


Quote		283.61	283.71	283.77	283.71	283.35
Parziali		0.30	2.50	2.50	0.76	
Sviluppata Par.		0.43	2.50	2.50	1.07	
Sviluppata		0.00	0.43	2.93	5.43	6.50
Progressiva		-2.80	-2.50	0.00	2.50	3.26
Dislivelli		0.00	-0.30	-0.02	-0.18	0.00

Sezione: 112  
 Progressiva: 1080.000  
 Q. Progetto: 282.822

Scala H 1/200.00  
 Scala V 1/200.00

280.00

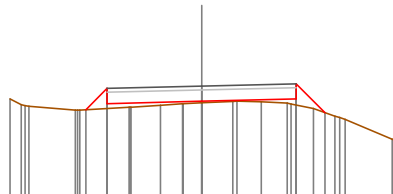


Quote		282.46	282.36	282.42	282.36	281.77
Parziali		0.30	2.50	2.50	0.99	
Sviluppata Par.		0.42	2.50	2.50	1.41	
Sviluppata		0.00	0.42	2.92	5.42	6.83
Progressiva		-2.80	-2.50	0.00	2.50	3.49
Dislivelli		0.00	-0.32	-0.02	-0.26	0.00

Sezione: 113  
 Progressiva: 1097.186  
 Q. Progetto: 281.882

Scala H 1/200.00  
 Scala V 1/200.00

279.00

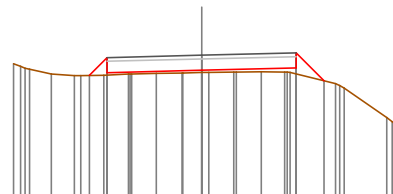


Quote		281.26	281.42	281.46	281.54	281.16
Parziali		0.56	2.50	2.50	0.76	
Sviluppata Par.		0.80	2.50	2.50	1.08	
Sviluppata		0.00	0.80	3.30	5.80	6.88
Progressiva		-3.06	-2.50	0.00	2.50	3.26
Dislivelli		0.00	-0.53	0.04	-0.16	-0.00

Sezione: 114  
 Progressiva: 1100.000  
 Q. Progetto: 281.741

Scala H 1/200.00  
 Scala V 1/200.00

278.00

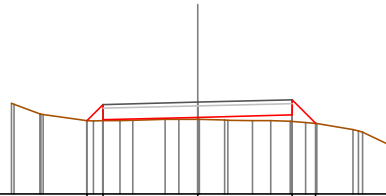


Quote		281.21	281.25	281.34	281.40	281.07
Parziali		0.47	2.50	2.50	0.74	
Sviluppata Par.		0.67	2.50	2.50	1.04	
Sviluppata		0.00	0.67	3.17	5.67	6.71
Progressiva		-2.97	-2.50	0.00	2.50	3.24
Dislivelli		0.00	-0.47	-0.06	-0.16	-0.00

Sezione: 115  
 Progressiva: 1106.181  
 Q. Progetto: 281.430

Scala H 1/200.00  
 Scala V 1/200.00

279.00

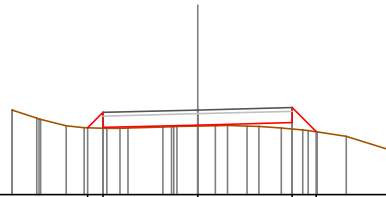


Quote	280.94 280.97	281.03	281.09 280.87
Parziali	0.42	2.50	2.50
Sviluppata Par.	0.60	2.50	0.82
Sviluppata	0.00 0.60	3.10	5.60 6.48
Progressiva	-2.92 -2.50	0.00	2.50 3.12
Dislivelli	0.00 -0.43	0.06	-0.18 0.00

Sezione: 116  
 Progressiva: 1110.000  
 Q. Progetto: 281.239

Scala H 1/200.00  
 Scala V 1/200.00

279.00

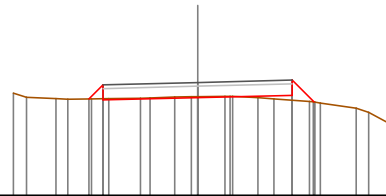


Quote	280.77 280.78	280.84	280.90 280.87
Parziali	0.41	2.50	2.50
Sviluppata Par.	0.57	2.50	0.84
Sviluppata	0.00 0.57	3.08	5.58 6.48
Progressiva	-2.91 -2.50	0.00	2.50 3.14
Dislivelli	0.00 -0.42	-0.03	-0.17 0.00

Sezione: 117  
 Progressiva: 1115.177  
 Q. Progetto: 280.979

Scala H 1/200.00  
 Scala V 1/200.00

278.00

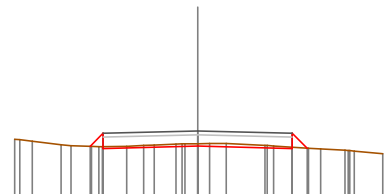


Quote	280.55 280.52	280.58	280.64 280.47
Parziali	0.37	2.50	2.50
Sviluppata Par.	0.52	2.50	0.58
Sviluppata	0.00 0.52	3.03	5.53 6.34
Progressiva	-2.87 -2.50	0.00	2.50 3.08
Dislivelli	0.00 -0.37	-0.03	-0.13 -0.00

Sezione: 118  
 Progressiva: 1120.000  
 Q. Progetto: 280.737

Scala H 1/200.00  
 Scala V 1/200.00

279.00

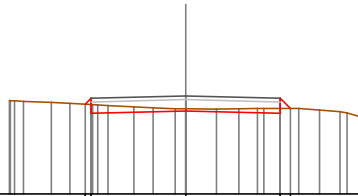


Quote	280.35 280.27	280.34	280.37 280.25
Parziali	0.34	2.50	2.50
Sviluppata Par.	0.46	2.50	0.40
Sviluppata	0.00 0.48	2.99	5.49 6.04
Progressiva	-2.84 -2.50	0.00	2.50 2.90
Dislivelli	0.00 -0.35	-0.07	-0.03 0.00

Sezione: 119  
 Progressiva: 1140.000  
 Q. Progetto: 279.597

Scala H 1/200.00  
 Scala V 1/200.00

277.00

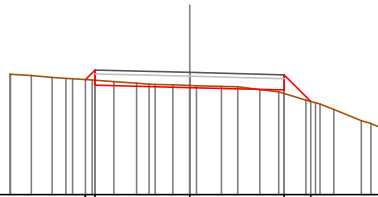


Quote	279.38	279.13	279.20	279.13	279.38
Parziali		2.50	2.50	0.97	
Sviluppata Par.		2.50	2.50	0.93	
Sviluppata	0.00	2.66	0.00	2.72	5.23
Progressiva	0.00	2.50	0.00	2.50	2.77
Dislivelli	0.00	0.17	-0.06	-0.13	0.00

Sezione: 120  
 Progressiva: 1145.772  
 Q. Progetto: 279.231

Scala H 1/200.00  
 Scala V 1/200.00

276.00

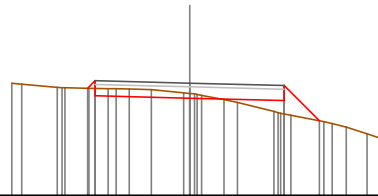


Quote	279.04	278.89	278.83	278.77	278.46
Parziali		0.36	2.50	2.50	0.71
Sviluppata Par.		0.36	2.50	2.50	1.00
Sviluppata	0.00	2.75	0.00	2.86	5.36
Progressiva	0.00	2.50	0.00	2.50	3.21
Dislivelli	0.00	0.27	-0.06	-0.10	0.00

Sezione: 121  
 Progressiva: 1150.000  
 Q. Progetto: 278.962

Scala H 1/200.00  
 Scala V 1/200.00

276.00

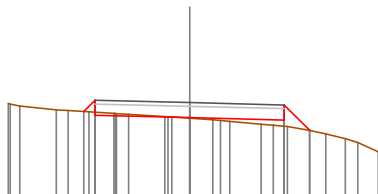


Quote	276.82	276.62	276.56	276.50	277.97
Parziali		0.36	2.50	2.50	0.93
Sviluppata Par.		0.36	2.50	2.50	1.32
Sviluppata	0.00	2.70	0.00	2.78	5.29
Progressiva	0.00	2.50	0.00	2.50	3.43
Dislivelli	0.00	0.20	-0.13	0.35	0.00

Sezione: 122  
 Progressiva: 1157.851  
 Q. Progetto: 278.488

Scala H 1/200.00  
 Scala V 1/200.00

276.00



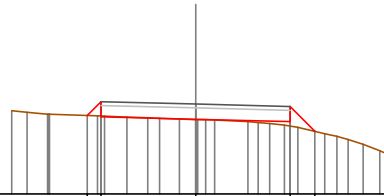
Quote	276.26	276.15	276.00	276.03	277.76
Parziali		0.32	2.50	2.50	0.68
Sviluppata Par.		0.32	2.50	2.50	0.96
Sviluppata	0.00	2.80	0.00	2.92	5.43
Progressiva	0.00	2.50	0.00	2.50	3.18
Dislivelli	0.00	0.32	-0.02	-0.16	0.00



Sezione: 123  
 Progressiva: 1160.000  
 Q. Progetto: 278.378

Scala H 1/200.00  
 Scala V 1/200.00

276.00

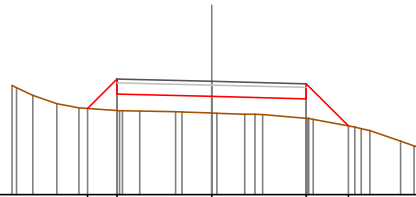


Quote		278.08 278.04		277.98		277.92 277.86
Parziali		0.36	2.50	2.50	0.66	
Sviluppata Par.		0.51	2.50	2.50	0.93	
Sviluppata		0.00 0.51		3.01	5.52 6.44	
Progressiva		-0.00 -2.86 -2.50		0.00	2.50 3.16	
Dislivelli		-0.37		-0.01	-0.12 -0.00	

Sezione: 124  
 Progressiva: 1169.930  
 Q. Progetto: 277.995

Scala H 1/200.00  
 Scala V 1/200.00

275.00

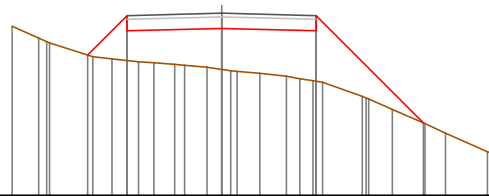


Quote		277.27		277.96		277.99		277.93		276.82
Parziali		0.78	2.50	2.50	1.12					
Sviluppata Par.		1.11	2.50	2.50	1.58					
Sviluppata		0.00 1.11		3.61	6.11 7.69					
Progressiva		-0.00 -3.28 -2.50		0.00	2.50 3.62					
Dislivelli		-0.83		-0.44	-0.51 -0.00					

Sezione: 125  
 Progressiva: 1180.000  
 Q. Progetto: 277.811

Scala H 1/200.00  
 Scala V 1/200.00

273.00

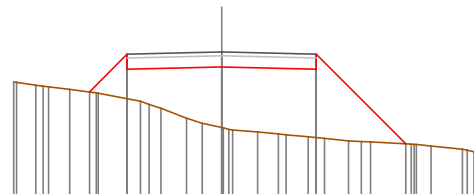


Quote		276.70		277.35		277.41		277.35		276.91
Parziali		1.04	2.50	2.50	2.84					
Sviluppata Par.		1.48	2.50	2.50	4.01					
Sviluppata		0.00 1.48		3.98	6.48 10.49					
Progressiva		-0.00 -3.54 -2.50		0.00	2.50 5.34					
Dislivelli		-1.19		1.09	1.34 -0.00					

Sezione: 126  
 Progressiva: 1190.000  
 Q. Progetto: 277.829

Scala H 1/200.00  
 Scala V 1/200.00

274.00

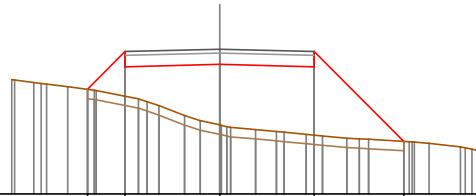


Quote		276.77		277.37		277.43		277.37		276.46
Parziali		1.00	2.50	2.50	2.37					
Sviluppata Par.		1.41	2.50	2.50	3.35					
Sviluppata		0.00 1.41		3.91	6.41 9.76					
Progressiva		-0.00 -3.50 -2.50		0.00	2.50 4.87					
Dislivelli		-1.18		-1.60	-1.81 -0.00					

Sezione: 126  
 Progressiva: 1190.000  
 Q. Progetto: 277.829

Scala H 1/200.00  
 Scala V 1/200.00

274.00

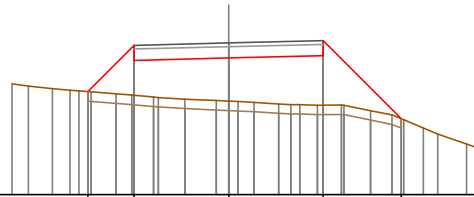


Quote		276.77	277.37	277.43	277.37	276.40
Parziali		1.00	2.50	2.50	2.37	
Sviluppata Par.		1.41	2.50	2.50	3.35	
Sviluppata		0.00 + 0.00	1.41	3.91	6.41	9.76
Progressiva		-3.50	-2.50	0.00	2.50	4.87
Dislivelli		0.00	-1.18	-1.60	-1.81	0.00

Sezione: 127  
 Progressiva: 1198.794  
 Q. Progetto: 278.010

Scala H 1/200.00  
 Scala V 1/200.00

274.00

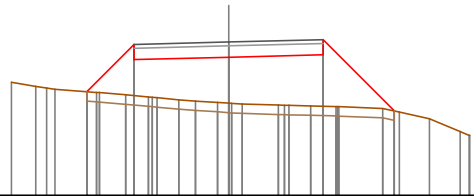


Quote		276.72	277.36	277.51	277.37	276.01
Parziali		1.23	2.50	2.50	2.06	
Sviluppata Par.		1.73	2.50	2.50	2.92	
Sviluppata		0.00	1.73	4.23	6.73	9.65
Progressiva		-3.73	-2.50	0.00	2.50	4.56
Dislivelli		0.00	-1.32	-1.14	-1.31	-0.00

Sezione: 128  
 Progressiva: 1200.000  
 Q. Progetto: 278.047

Scala H 1/200.00  
 Scala V 1/200.00

274.00

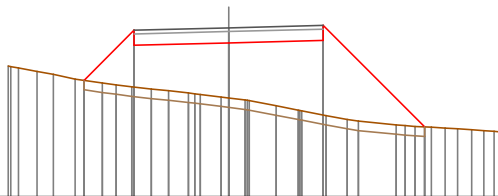


Quote		276.74	277.36	277.56	277.71	276.23
Parziali		1.25	2.50	2.50	1.88	
Sviluppata Par.		1.77	2.50	2.50	2.66	
Sviluppata		0.00	1.77	4.27	6.77	9.43
Progressiva		-3.75	-2.50	0.00	2.50	4.38
Dislivelli		0.00	-1.35	-1.22	-1.36	-0.00

Sezione: 129  
 Progressiva: 1210.000  
 Q. Progetto: 278.466

Scala H 1/200.00  
 Scala V 1/200.00

274.00

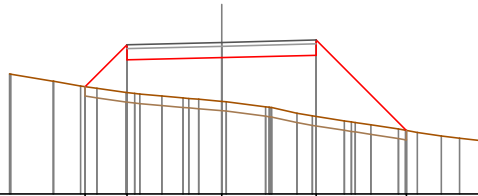


Quote		277.76	278.00	278.07	278.13	278.86
Parziali		1.33	2.50	2.50	2.68	
Sviluppata Par.		1.88	2.50	2.50	3.79	
Sviluppata		0.00	1.88	4.38	6.88	10.67
Progressiva		-3.83	-2.50	0.00	2.50	5.18
Dislivelli		0.00	-1.51	-1.45	-1.97	-0.00

Sezione: 130  
 Progressiva: 1218.942  
 Q. Progetto: 279.010

Scala H 1/200.00  
 Scala V 1/200.00

275.00

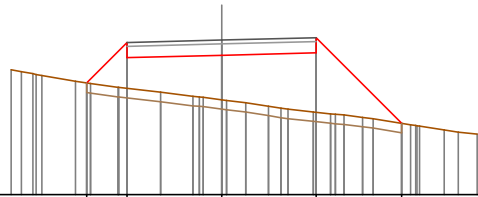


Quote		277.94	278.05	278.61	278.67	278.88
Parziali		1.11	2.50	2.50	2.39	
Sviluppata Par.		1.57	2.50	2.50	3.38	
Sviluppata		0.00	1.57	4.07	6.57	9.95
Progressiva		-3.61	-2.50	0.00	2.50	4.89
Dislivelli		0.00	-1.27	-1.16	-1.62	0.00

Sezione: 131  
 Progressiva: 1220.000  
 Q. Progetto: 279.085

Scala H 1/200.00  
 Scala V 1/200.00

275.00

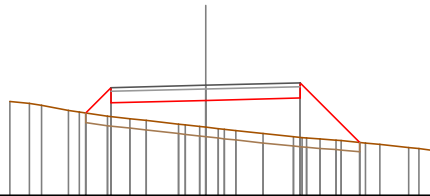


Quote		277.95	278.82	278.99	278.75	278.89
Parziali		1.07	2.50	2.50	2.26	
Sviluppata Par.		1.52	2.50	2.50	3.20	
Sviluppata		0.00	1.52	4.02	6.52	9.72
Progressiva		-3.57	-2.50	0.00	2.50	4.76
Dislivelli		0.00	-1.22	-1.18	-1.57	0.00

Sezione: 132  
 Progressiva: 1230.000  
 Q. Progetto: 279.906

Scala H 1/200.00  
 Scala V 1/200.00

277.00

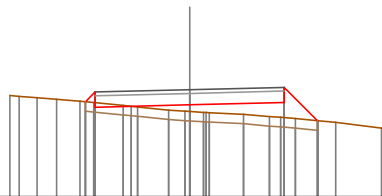


Quote		279.17	279.44	279.51	279.57	278.99
Parziali		0.67	2.50	2.50	1.57	
Sviluppata Par.		0.95	2.50	2.50	2.23	
Sviluppata		0.00	0.95	3.45	5.95	8.18
Progressiva		-3.17	-2.50	0.00	2.50	4.07
Dislivelli		0.00	-0.77	-0.71	-1.04	0.00

Sezione: 133  
 Progressiva: 1239.090  
 Q. Progetto: 280.828

Scala H 1/200.00  
 Scala V 1/200.00

278.00

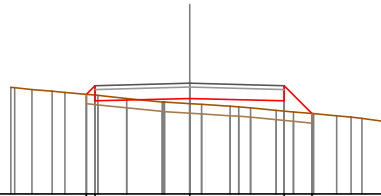


Quote		280.51	280.57	280.63	280.63	280.01
Parziali		0.38	2.50	2.50	0.88	
Sviluppata Par.		0.38	2.50	2.50	1.25	
Sviluppata		0.00	0.36	2.86	5.36	6.61
Progressiva		-2.76	-2.50	0.00	2.50	3.38
Dislivelli		0.00	-0.28	-0.18	-0.40	0.00

Sezione: 134  
 Progressiva: 1240.000  
 Q. Progetto: 280.930

Scala H 1/200.00  
 Scala V 1/200.00

278.00

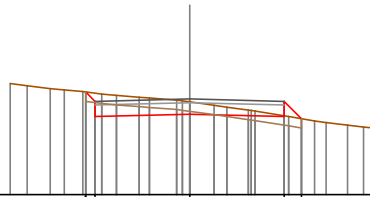


Quote	280.94	280.47	280.93	280.47	280.13
Parziali	0.35	2.50	2.50	0.74	
Sviluppata Par.	0.35	2.50	2.50	1.04	
Sviluppata	0.00	0.33	2.83	5.33	6.37
Progressiva	0.00	-2.73	-2.50	0.00	2.50
Dislivelli	-0.25	-0.14	-0.27	0.00	3.24

Sezione: 135  
 Progressiva: 1260.000  
 Q. Progetto: 283.528

Scala H 1/200.00  
 Scala V 1/200.00

281.00

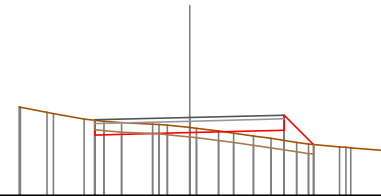


Quote	283.71	283.07	283.13	283.07	283.01
Parziali	0.35	2.50	2.50	0.46	
Sviluppata Par.	0.35	2.50	2.50	0.65	
Sviluppata	0.00	0.35	2.85	5.35	6.00
Progressiva	0.00	-2.75	-2.50	0.00	2.50
Dislivelli	-0.22	-0.32	-0.02	-0.02	2.96

Sezione: 136  
 Progressiva: 1263.526  
 Q. Progetto: 284.053

Scala H 1/200.00  
 Scala V 1/200.00

282.00

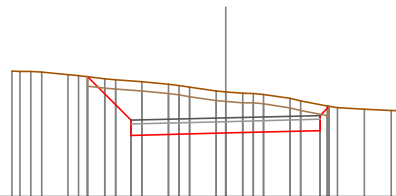


Quote	283.59	283.05	283.72	283.34
Parziali		2.50	2.50	0.78
Sviluppata Par.		2.50	2.50	1.10
Sviluppata	0.00	2.50	5.00	6.10
Progressiva	0.00	-2.51	0.00	2.50
Dislivelli	0.00	-0.13	0.27	0.00

Sezione: 137  
 Progressiva: 1270.000  
 Q. Progetto: 285.084

Scala H 1/200.00  
 Scala V 1/200.00

283.00

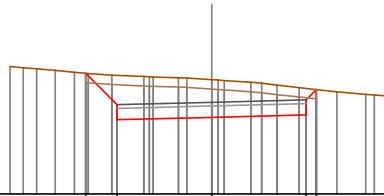


Quote	286.17	284.62	284.65	284.75	285.59
Parziali	1.15	2.50	2.50	0.34	
Sviluppata Par.	1.63	2.50	2.50	0.34	
Sviluppata	0.00	1.63	4.13	6.63	6.97
Progressiva	0.00	-3.65	-2.50	0.00	2.50
Dislivelli	-1.04	-1.09	-0.69	0.00	2.74

Sezione: 138  
 Progressiva: 1277.729  
 Q. Progetto: 286.428

Scala H 1/200.00  
 Scala V 1/200.00

284.00

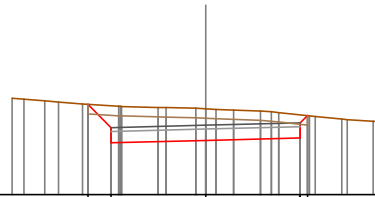


Quote		287.20	286.97	286.00	286.00	286.76
Parziali		0.83	2.50	2.50	0.27	
Sviluppata Par.		1.18	2.50	2.50	0.33	
Sviluppata		0.00	1.18	3.68	6.18	6.56
Progressiva		-3.33	-2.50	0.00	2.50	2.77
Dislivelli		-0.00	-0.77	-1.00	-0.70	0.00

Sezione: 139  
 Progressiva: 1280.000  
 Q. Progetto: 286.833

Scala H 1/200.00  
 Scala V 1/200.00

285.00

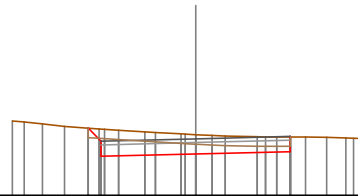


Quote		287.39	286.37	286.43	286.90	287.09
Parziali		0.62	2.50	2.50	0.33	
Sviluppata Par.		0.87	2.50	2.50	0.27	
Sviluppata		0.00	0.87	3.37	5.87	6.14
Progressiva		-3.12	-2.50	0.00	2.50	2.69
Dislivelli		-0.00	-0.58	-0.84	-0.51	0.00

Sezione: 140  
 Progressiva: 1290.000  
 Q. Progetto: 288.489

Scala H 1/200.00  
 Scala V 1/200.00

287.00

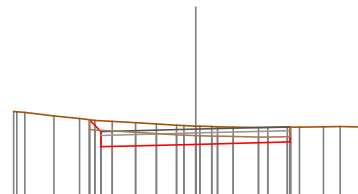


Quote		288.77	288.00	288.00	288.15
Parziali		0.34	2.50	2.50	
Sviluppata Par.		0.49	2.50	2.50	
Sviluppata		0.00	0.49	2.99	5.49
Progressiva		-2.84	-2.50	0.00	2.50
Dislivelli		-0.00	-0.32	-0.51	-0.39

Sezione: 141  
 Progressiva: 1291.931  
 Q. Progetto: 288.784

Scala H 1/200.00  
 Scala V 1/200.00

287.00

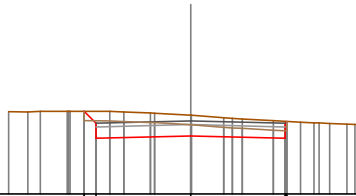


Quote		289.00	288.52	288.58	288.46
Parziali		0.31	2.50	2.50	
Sviluppata Par.		0.44	2.50	2.50	
Sviluppata		0.00	0.44	2.94	5.44
Progressiva		-2.81	-2.50	0.00	2.50
Dislivelli		0.00	-0.28	-0.48	-0.39

Sezione: 142  
 Progressiva: 1300.000  
 Q. Progetto: 289.937

Scala H 1/200.00  
 Scala V 1/200.00

288.00

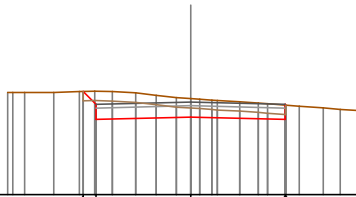


Quote	289.19 288.47	288.54	288.47 288.02
Parziali	0.31	2.50	2.50
Sviluppata Par.	0.14	2.50	2.50
Sviluppata	0.00 0.44	2.94	5.45 5.51
Progressiva	-2.81 -2.50	0.00	2.50 2.55
Dislivelli	-0.00 -0.31	-0.55	-0.45 0.00

Sezione: 143  
 Progressiva: 1320.000  
 Q. Progetto: 292.449

Scala H 1/200.00  
 Scala V 1/200.00

290.00



Quote	292.73 291.99	292.05	291.99 292.37
Parziali	0.34	2.50	2.50
Sviluppata Par.	0.18	2.50	2.50
Sviluppata	0.00 0.48	2.98	5.48 5.51
Progressiva	-2.84 -2.50	0.00	2.50 2.52
Dislivelli	0.00 -0.35	-0.49	-0.38 0.00

Sezione: 144  
 Progressiva: 1331.501  
 Q. Progetto: 293.855

Scala H 1/200.00  
 Scala V 1/200.00

292.00

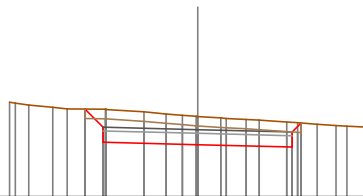


Quote	294.05 293.52	293.15	293.39 293.96
Parziali	0.18	2.50	2.50
Sviluppata Par.	0.18	2.50	2.50
Sviluppata	0.00 0.18	2.68	5.18 5.28
Progressiva	-2.63 -2.50	0.00	2.50 2.57
Dislivelli	-0.00 -0.12	-0.43	-0.47 0.00

Sezione: 145  
 Progressiva: 1340.000  
 Q. Progetto: 294.774

Scala H 1/200.00  
 Scala V 1/200.00

293.00

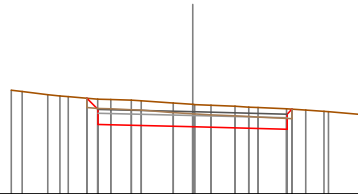


Quote	293.31 294.44	294.37	294.31 294.95
Parziali	0.48	2.50	2.50
Sviluppata Par.	0.67	2.50	2.50
Sviluppata	0.00 0.67	3.17	5.68 6.01
Progressiva	-2.98 -2.50	0.00	2.50 2.74
Dislivelli	0.00 -0.47	-0.75	-0.65 -0.00

Sezione: 146  
 Progressiva: 1343.792  
 Q. Progetto: 295.178

Scala H 1/200.00  
 Scala V 1/200.00

293.00

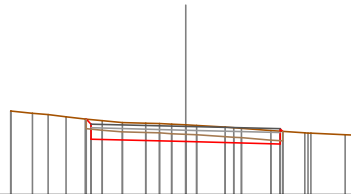


Quote	295.54	294.84	294.78	294.72	295.24
Parziali	0.30	2.50	2.50		
Sviluppata Par.	0.42	2.50	2.50		
Sviluppata	0.00	0.42	2.92	5.42	5.60
Progressiva	-2.80	-2.50	0.00	2.50	2.63
Dislivelli	0.00	-0.27	-0.59	-0.54	0.00

Sezione: 147  
 Progressiva: 1350.000  
 Q. Progetto: 295.802

Scala H 1/200.00  
 Scala V 1/200.00

294.00

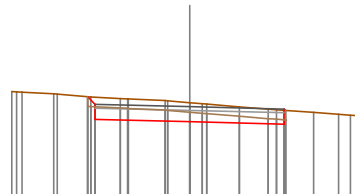


Quote	295.99	295.46	295.40	295.34	295.87
Parziali		2.50	2.50		
Sviluppata Par.		2.50	2.50		
Sviluppata	0.00	0.00	2.68	5.18	5.28
Progressiva	-2.63	-2.50	0.00	2.50	2.57
Dislivelli	0.00	-0.12	-0.44	-0.33	0.00

Sezione: 148  
 Progressiva: 1356.083  
 Q. Progetto: 296.339

Scala H 1/200.00  
 Scala V 1/200.00

294.00

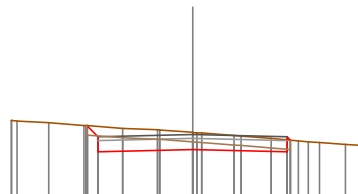


Quote	296.60	296.00	296.34	296.68	296.34
Parziali	0.30	2.50	2.50		
Sviluppata Par.	0.38	2.50	2.50		
Sviluppata	0.00	0.28	2.78	5.28	5.34
Progressiva	-2.70	-2.50	0.00	2.50	2.54
Dislivelli	0.00	-0.19	-0.50	-0.36	-0.00

Sezione: 149  
 Progressiva: 1360.000  
 Q. Progetto: 296.645

Scala H 1/200.00  
 Scala V 1/200.00

295.00

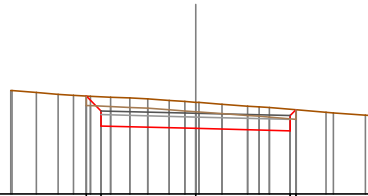


Quote	296.88	296.15	296.25	296.18	296.45
Parziali	0.30	2.50	2.50		
Sviluppata Par.	0.42	2.50	2.50		
Sviluppata	0.00	0.42	2.92	5.42	5.55
Progressiva	-2.80	-2.50	0.00	2.50	2.59
Dislivelli	0.00	-0.27	-0.45	-0.32	0.00

Sezione: 150  
 Progressiva: 1367.360  
 Q. Progetto: 297.136

Scala H 1/200.00  
 Scala V 1/200.00

295.00

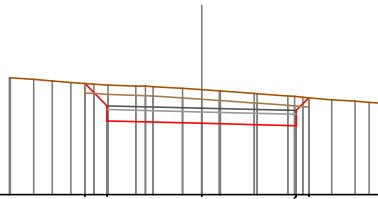


Quote		297.59 296.80		296.74		296.67 297.23
Parziali		0.39	2.50		2.50	
Sviluppata Par.		0.56	2.50		2.50	
Sviluppata		0.00	0.56		3.06	5.56
Progressiva		-2.89	-2.50		0.00	-2.50
Dislivelli		-0.00	-0.37		-0.69	-0.57
						0.00

Sezione: 151  
 Progressiva: 1370.000  
 Q. Progetto: 297.286

Scala H 1/200.00  
 Scala V 1/200.00

295.00

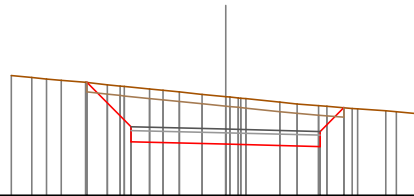


Quote		297.94 296.96		296.99		296.82 297.95
Parziali		0.59	2.50		2.50	
Sviluppata Par.		0.83	2.50		2.50	
Sviluppata		0.00	0.83		3.33	5.83
Progressiva		-3.09	-2.50		0.00	-2.50
Dislivelli		-0.00	-0.55		-0.89	-0.77
						0.00

Sezione: 152  
 Progressiva: 1380.000  
 Q. Progetto: 297.747

Scala H 1/200.00  
 Scala V 1/200.00

296.00



Quote		298.96 297.41		297.35		297.26 298.91
Parziali		1.17	2.50		2.50	0.63
Sviluppata Par.		1.66	2.50		2.50	0.89
Sviluppata		0.00	1.66		4.16	6.66
Progressiva		-3.67	-2.50		0.00	-2.50
Dislivelli		-0.00	-1.05		-1.26	-1.08
						0.00

Sezione: 153  
 Progressiva: 1384.721  
 Q. Progetto: 297.945

Scala H 1/200.00  
 Scala V 1/200.00

296.00



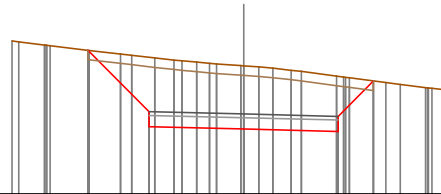
Quote		299.45 297.91		297.94		297.85 298.71
Parziali		1.40	2.50		2.50	0.83
Sviluppata Par.		1.97	2.50		2.50	1.17
Sviluppata		0.00	1.97		4.48	6.98
Progressiva		-3.90	-2.50		0.00	-2.50
Dislivelli		-0.00	-1.22		-1.44	-1.29
						-0.00



Sezione: 154  
 Progressiva: 1390.000  
 Q. Progetto: 298.118

Scala H 1/200.00  
 Scala V 1/200.00

296.00

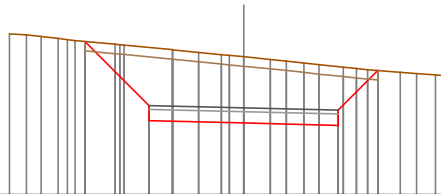


Quote	298.80	297.78	297.72	297.66	298.99
Parziali	1.62	2.50	2.50	0.93	
Sviluppata Par.	2.29	2.50	2.50	1.32	
Sviluppata	0.00	2.29	4.80	7.30	8.62
Progressiva	-4.12	-2.50	0.00	2.50	3.43
Dislivelli	0.00	-1.44	-1.67	-1.46	0.00

Sezione: 155  
 Progressiva: 1400.000  
 Q. Progetto: 298.293

Scala H 1/200.00  
 Scala V 1/200.00

296.00

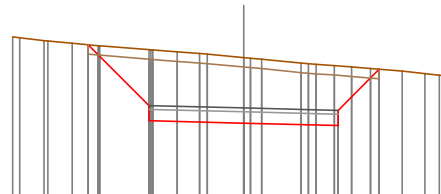


Quote	300.05	297.96	297.89	297.83	298.28
Parziali	1.69	2.50	2.50	1.05	
Sviluppata Par.	2.40	2.50	2.50	1.49	
Sviluppata	0.00	2.40	4.90	7.40	8.88
Progressiva	-4.19	-2.50	0.00	2.50	3.55
Dislivelli	0.00	-1.53	-1.75	-1.55	0.00

Sezione: 156  
 Progressiva: 1402.081  
 Q. Progetto: 298.305

Scala H 1/200.00  
 Scala V 1/200.00

296.00

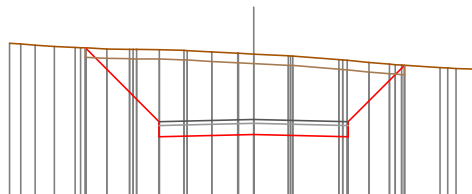


Quote	299.86	297.97	297.90	297.84	298.93
Parziali	1.61	2.50	2.50	1.09	
Sviluppata Par.	2.28	2.50	2.50	1.54	
Sviluppata	0.00	2.28	4.78	7.28	8.82
Progressiva	-4.11	-2.50	0.00	2.50	3.59
Dislivelli	0.00	-1.48	-1.73	-1.58	0.00

Sezione: 157  
 Progressiva: 1420.000  
 Q. Progetto: 298.043

Scala H 1/200.00  
 Scala V 1/200.00

296.00

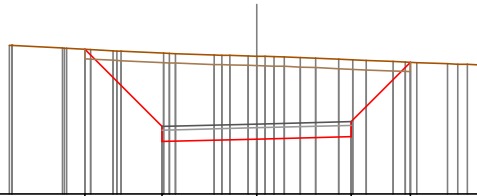


Quote	298.85	297.95	297.84	297.93	298.47
Parziali	1.95	2.50	2.50	1.49	
Sviluppata Par.	2.76	2.50	2.50	2.11	
Sviluppata	0.00	2.76	5.26	7.76	9.88
Progressiva	-4.45	-2.50	0.00	2.50	3.99
Dislivelli	0.00	-1.91	-2.13	-2.02	0.00

Sezione: 158  
 Progressiva: 1425.069  
 Q. Progetto: 297.853

Scala H 1/200.00  
 Scala V 1/200.00

296.00

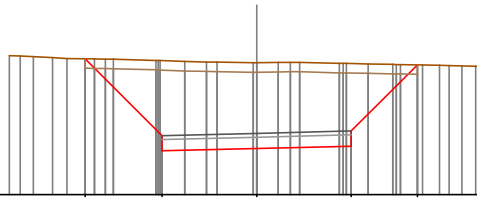


Quote		296.83	297.29	297.45	297.92	298.48
Parziali		2.04	2.50	2.50	1.57	
Sviluppata Par.		2.88	2.50	2.50	2.22	
Sviluppata		0.00	2.88	5.38	7.89	10.10
Progressiva		-4.54	-2.50	0.00	2.50	4.07
Dislivelli		0.00	-1.94	-2.19	-2.04	0.00

Sezione: 159  
 Progressiva: 1430.000  
 Q. Progetto: 297.618

Scala H 1/200.00  
 Scala V 1/200.00

296.00

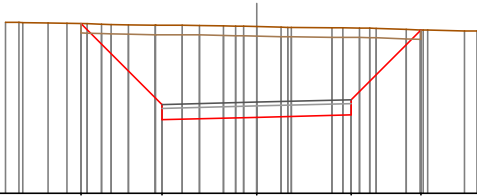


Quote		296.99	297.16	297.22	297.28	298.43
Parziali		2.04	2.50	2.50	1.75	
Sviluppata Par.		2.88	2.50	2.50	2.47	
Sviluppata		0.00	2.88	5.38	7.88	10.36
Progressiva		-4.54	-2.50	0.00	2.50	4.25
Dislivelli		0.00	-1.99	-2.27	-2.18	0.00

Sezione: 160  
 Progressiva: 1433.785  
 Q. Progetto: 297.405

Scala H 1/200.00  
 Scala V 1/200.00

295.00

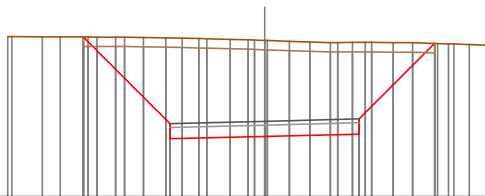


Quote		296.16	296.34	297.00	297.07	298.31
Parziali		2.14	2.50	2.50	1.85	
Sviluppata Par.		3.03	2.50	2.50	2.61	
Sviluppata		0.00	3.03	5.53	8.03	10.64
Progressiva		-4.64	-2.50	0.00	2.50	4.35
Dislivelli		0.00	-2.10	-2.40	-2.30	0.00

Sezione: 161  
 Progressiva: 1440.000  
 Q. Progetto: 296.992

Scala H 1/200.00  
 Scala V 1/200.00

295.00

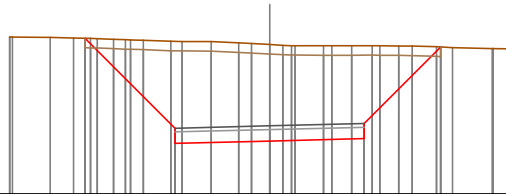


Quote		296.22	296.53	296.59	296.65	298.06
Parziali		2.30	2.50	2.50	2.00	
Sviluppata Par.		3.25	2.50	2.50	2.83	
Sviluppata		0.00	3.25	5.75	8.25	11.07
Progressiva		-4.80	-2.50	0.00	2.50	4.50
Dislivelli		0.00	-2.27	-2.54	-2.43	0.00

Sezione: 162  
 Progressiva: 1442.502  
 Q. Progetto: 296.804

Scala H 1/200.00  
 Scala V 1/200.00

295.00

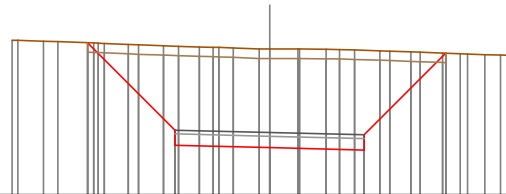


Quote	296.12	296.34	296.40	296.47	296.89
Parziali		2.38	2.50	2.50	2.02
Sviluppata Par.		3.37	2.50	2.50	2.86
Sviluppata	0.00	+ 3.37	+ 5.87	+ 8.37	+ 11.23
Progressiva	-4.88	-2.50	0.00	2.50	4.52
Dislivelli	0.00	-2.90	-2.55	-2.46	-0.00

Sezione: 163  
 Progressiva: 1444.530  
 Q. Progetto: 296.642

Scala H 1/200.00  
 Scala V 1/200.00

295.00

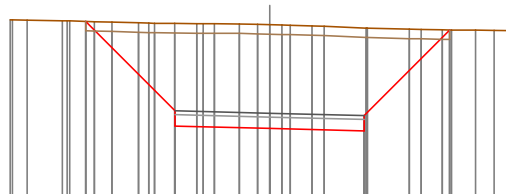


Quote	296.01	296.30	296.34	296.18	296.74
Parziali		2.31	2.50	2.50	2.16
Sviluppata Par.		3.27	2.50	2.50	3.06
Sviluppata	0.00	+ 3.27	+ 5.77	+ 8.27	+ 11.33
Progressiva	-4.81	-2.50	0.00	2.50	4.66
Dislivelli	0.00	-2.22	-2.61	-2.64	0.00

Sezione: 164  
 Progressiva: 1450.000  
 Q. Progetto: 296.164

Scala H 1/200.00  
 Scala V 1/200.00

294.00

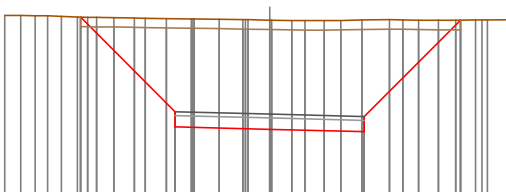


Quote	296.89	296.63	296.76	296.70	296.37
Parziali		2.37	2.50	2.50	2.26
Sviluppata Par.		3.35	2.50	2.50	3.20
Sviluppata	0.00	+ 3.35	+ 5.85	+ 8.35	+ 11.55
Progressiva	-4.87	-2.50	0.00	2.50	4.76
Dislivelli	0.00	-2.31	-2.74	-2.72	0.00

Sezione: 165  
 Progressiva: 1460.000  
 Q. Progetto: 295.181

Scala H 1/200.00  
 Scala V 1/200.00

293.00



Quote	297.76	294.84	294.76	294.72	297.07
Parziali		2.50	2.50	2.50	2.55
Sviluppata Par.		3.54	2.50	2.50	3.60
Sviluppata	0.00	+ 3.54	+ 6.04	+ 8.54	+ 12.15
Progressiva	-5.00	-2.50	0.00	2.50	5.05
Dislivelli	0.00	-2.47	-2.89	-2.95	0.00

Sezione: 166  
 Progressiva: 1470.000  
 Q. Progetto: 294.345

Scala H 1/200.00  
 Scala V 1/200.00

292.00

Quote	294.72	294.01	293.94	293.88	293.95
Parziali	2.31	2.50	2.50	2.66	
Sviluppata Par.	3.27	2.50	2.50	3.77	
Sviluppata	-0.00 + 0.00	-2.31 + 3.27	-2.85 + 5.77	-3.01 + 8.28	-0.00 + 12.04
Progressiva	-0.00 + 4.81	-2.50 + 3.27	0.00 + 5.77	2.50 + 8.28	5.16 + 12.04
Dislivelli	-0.00	-2.33	-2.85	-3.01	0.00

Sezione: 167  
 Progressiva: 1473.248  
 Q. Progetto: 294.117

Scala H 1/200.00  
 Scala V 1/200.00

292.00

Quote	294.42	293.78	293.72	293.65	293.74
Parziali	2.24	2.50	2.50	2.68	
Sviluppata Par.	3.16	2.50	2.50	3.79	
Sviluppata	-0.00 + 0.00	-2.24 + 3.16	-2.79 + 5.66	-2.96 + 8.16	-0.00 + 11.96
Progressiva	-0.00 + 4.74	-2.50 + 3.16	0.00 + 5.66	2.50 + 8.16	5.18 + 11.96
Dislivelli	-0.00	-2.31	-2.79	-2.96	0.00

Sezione: 168  
 Progressiva: 1480.000  
 Q. Progetto: 293.711

Scala H 1/200.00  
 Scala V 1/200.00

292.00

Quote	293.81	293.37	293.31	293.25	293.25
Parziali	2.04	2.50	2.50	2.60	
Sviluppata Par.	2.88	2.50	2.50	3.68	
Sviluppata	-0.00 + 0.00	-2.04 + 2.88	-2.70 + 5.38	-2.87 + 7.88	-0.00 + 11.56
Progressiva	-0.00 + 4.54	-2.50 + 2.88	0.00 + 5.38	2.50 + 7.88	5.10 + 11.56
Dislivelli	-0.00	-2.08	-2.70	-2.87	0.00

Sezione: 169  
 Progressiva: 1490.000  
 Q. Progetto: 293.277

Scala H 1/200.00  
 Scala V 1/200.00

291.00

Quote	293.07	292.94	292.85	292.81	292.85
Parziali	1.73	2.50	2.50	2.66	
Sviluppata Par.	2.45	2.50	2.50	3.77	
Sviluppata	-0.00 + 0.00	-1.73 + 2.45	-2.55 + 4.95	-2.75 + 7.45	-0.00 + 11.22
Progressiva	-0.00 + 4.23	-2.50 + 2.45	0.00 + 4.95	2.50 + 7.45	5.16 + 11.22
Dislivelli	-0.00	-1.90	-2.55	-2.75	0.00

Sezione: 170  
 Progressiva: 1500.000  
 Q. Progetto: 293.044

Scala H 1/200.00  
 Scala V 1/200.00

291.00

Quote	294.73	292.71	292.04	292.08	293.71
Parziali	1.62	2.50	2.50	2.73	
Sviluppata Par.	2.30	2.50	2.50	3.86	
Sviluppata	0.00	2.30	4.80	7.30	11.16
Progressiva	-4.12	-2.50	0.00	2.50	-5.23
Dislivelli	0.00	-1.76	-2.53	-2.77	0.00

Sezione: 171  
 Progressiva: 1501.966  
 Q. Progetto: 293.022

Scala H 1/200.00  
 Scala V 1/200.00

291.00

Quote	294.76	292.88	292.02	292.06	293.71
Parziali	1.67	2.50	2.50	2.75	
Sviluppata Par.	2.36	2.50	2.50	3.89	
Sviluppata	0.00	2.36	4.87	7.37	11.26
Progressiva	-4.17	-2.50	0.00	2.50	-5.25
Dislivelli	0.00	-1.79	-2.59	-2.82	0.00

Sezione: 172  
 Progressiva: 1503.143  
 Q. Progetto: 293.012

Scala H 1/200.00  
 Scala V 1/200.00

291.00

Quote	294.76	292.87	292.01	292.05	293.69
Parziali	1.68	2.50	2.50	2.74	
Sviluppata Par.	2.38	2.50	2.50	3.87	
Sviluppata	0.00	2.38	4.88	7.38	11.25
Progressiva	-4.18	-2.50	0.00	2.50	-5.24
Dislivelli	0.00	-1.82	-2.61	-2.84	0.00

Sezione: 173  
 Progressiva: 1504.935  
 Q. Progetto: 293.003

Scala H 1/200.00  
 Scala V 1/200.00

291.00

Quote	294.76	292.87	292.00	292.04	293.68
Parziali	1.70	2.50	2.50	2.69	
Sviluppata Par.	2.40	2.50	2.50	3.80	
Sviluppata	0.00	2.40	4.90	7.40	11.20
Progressiva	-4.20	-2.50	0.00	2.50	-5.19
Dislivelli	0.00	-1.81	-2.61	-2.82	0.00

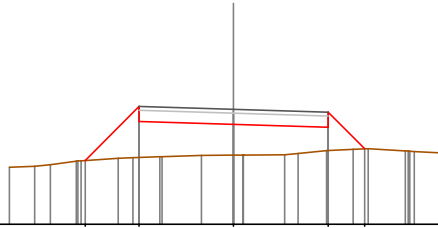
**SEZIONI TRASVERSALI**  
**Profilo longitudinale tratto 3-4**  
**Viabilità di impianto postazione aerogeneratore**  
**WTG02**

<b>DISEGNI DI RIFERIMENTO</b>	
<b>TAVOLA</b>	<b>DESCRIZIONE</b>
WGG-TC8	Viabilità e piazzole - Planimetria di progetto-Fase di cantiere
WGG-TC11-a	Profili longitudinali viabilità di impianto

Sezione: 2  
 Progressiva: 11.132  
 Q. Progetto: 288.037

Scala H 1/200.00  
 Scala V 1/200.00

285.00  

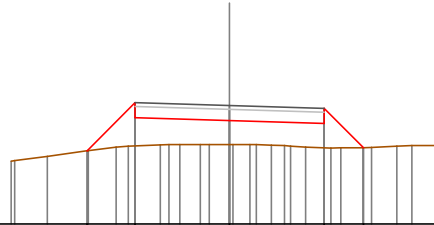



Quote	286.69	287.11	287.64	287.96	288.99
Parziali	1.43	2.50	2.50	0.97	
Sviluppata Par.	2.02	2.50	2.50	1.37	
Sviluppata	0.00	2.02	4.52	7.02	8.39
Progressiva	-3.93	-2.50	0.00	2.50	3.47
Dislivelli	0.00	1.95	0.81	0.61	-0.00

Sezione: 3  
 Progressiva: 14.028  
 Q. Progetto: 288.132

Scala H 1/200.00  
 Scala V 1/200.00

285.00  

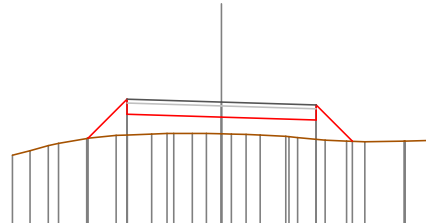



Quote	286.83	287.81	287.73	287.66	287.02
Parziali	1.27	2.50	2.50	1.04	
Sviluppata Par.	1.80	2.50	2.50	1.47	
Sviluppata	0.00	1.80	4.30	6.80	8.27
Progressiva	-3.77	-2.50	0.00	2.50	3.54
Dislivelli	0.00	1.14	0.63	0.64	0.00

Sezione: 4  
 Progressiva: 16.923  
 Q. Progetto: 288.244

Scala H 1/200.00  
 Scala V 1/200.00

285.00  

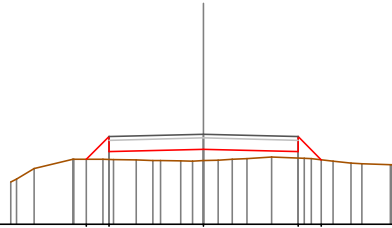



Quote	287.29	287.82	287.94	287.77	287.21
Parziali	1.03	2.50	2.50	0.96	
Sviluppata Par.	1.46	2.50	2.50	1.36	
Sviluppata	0.00	1.46	3.96	6.46	7.82
Progressiva	-3.53	-2.50	0.00	2.50	3.46
Dislivelli	0.00	0.95	0.44	0.51	0.00

Sezione: 5  
 Progressiva: 20.000  
 Q. Progetto: 288.381

Scala H 1/200.00  
 Scala V 1/200.00

286.00

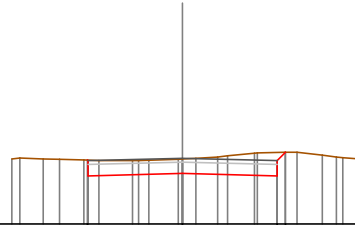


Quote	287.72	287.92	287.96	287.92	287.70
Parziali	0.60	2.50	2.50	0.62	
Sviluppata Par.	0.85	2.50	2.50	0.87	
Sviluppata	0.00	0.85	3.95	5.85	6.72
Progressiva	-3.10	-2.50	0.00	2.50	3.12
Dislivelli	0.00	0.60	0.30	0.17	-0.00

Sezione: 6  
 Progressiva: 40.000  
 Q. Progetto: 289.735

Scala H 1/200.00  
 Scala V 1/200.00

288.00

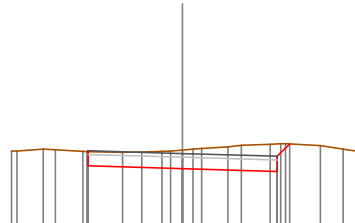


Quote	289.27	289.34	289.27	289.89
Parziali		2.50	2.50	0.30
Sviluppata Par.		2.50	2.50	0.31
Sviluppata	0.00	2.50	5.00	5.32
Progressiva	-2.52	0.00	2.50	2.72
Dislivelli	0.00	-0.38	-0.62	-0.00

Sezione: 7  
 Progressiva: 41.657  
 Q. Progetto: 289.884

Scala H 1/200.00  
 Scala V 1/200.00

288.00



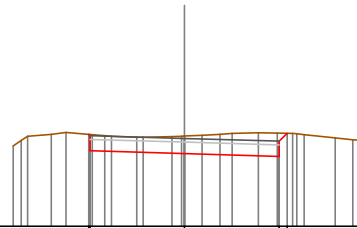
Quote	289.94	289.95	289.64	289.41	289.14
Parziali		2.50	2.50	0.33	
Sviluppata Par.		2.50	2.50	0.17	
Sviluppata	0.00	0.03	2.53	5.04	5.50
Progressiva	-2.52	-2.50	0.00	2.50	2.83
Dislivelli	0.00	-0.02	-0.49	-0.73	-0.00



Sezione: 8  
 Progressiva: 46.231  
 Q. Progetto: 290.322

Scala H 1/200.00  
 Scala V 1/200.00

288.00

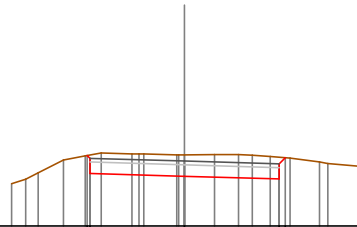


Quote	290.43 290.00	290.52	290.66 290.46
Parziali	2.50	2.50	
Sviluppata Par.	2.50	2.50	
Sviluppata	0.00 0.05	2.55	5.05 5.35
Progressiva	-2.53 -2.50	0.00	2.50 2.71
Dislivelli	0.00 -0.03	-0.46	-0.61 0.00

Sezione: 9  
 Progressiva: 50.000  
 Q. Progetto: 290.715

Scala H 1/200.00  
 Scala V 1/200.00

289.00

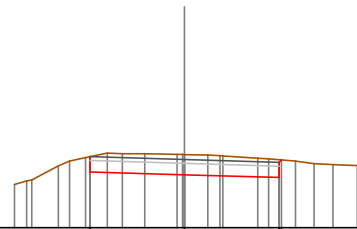


Quote	290.67 290.39	290.52	290.24 290.81
Parziali	2.50	2.50	
Sviluppata Par.	2.50	2.50	
Sviluppata	0.00 0.11	2.61	5.11 5.34
Progressiva	-2.68 -2.50	0.00	2.50 2.67
Dislivelli	0.00 -0.09	-0.56	-0.58 0.00

Sezione: 10  
 Progressiva: 50.805  
 Q. Progetto: 290.801

Scala H 1/200.00  
 Scala V 1/200.00

289.00

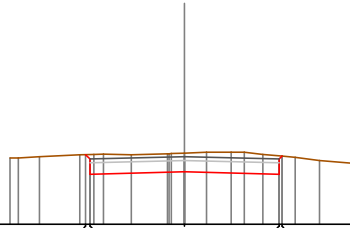


Quote	290.48	290.40	290.33 290.79
Parziali	2.50	2.50	
Sviluppata Par.	2.50	2.50	
Sviluppata	0.00	2.50	5.00 5.09
Progressiva	-2.50	0.00	2.50 2.57
Dislivelli	-0.00	-0.53	-0.47 0.00

Sezione: 11  
 Progressiva: 60.000  
 Q. Progetto: 291.786

Scala H 1/200.00  
 Scala V 1/200.00

290.00

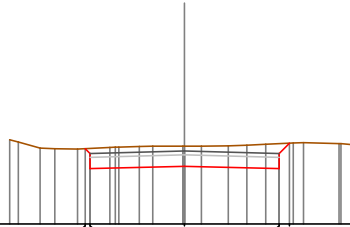


Quote	291.84 291.32	291.39	291.32 291.80
Parziali	2.50	2.50	
Sviluppata Par.	2.50	2.50	
Sviluppata	0.00 0.16	2.67	5.17 5.27
Progressiva	-2.62 -2.50	-0.00	2.50 2.58
Dislivelli	0.00 -0.12	-0.50	-0.48 -0.00

Sezione: 12  
 Progressiva: 80.000  
 Q. Progetto: 293.927

Scala H 1/200.00  
 Scala V 1/200.00

292.00

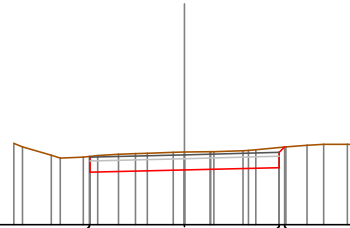


Quote	293.99 293.46	293.53	293.46 294.14
Parziali	2.50	2.50	
Sviluppata Par.	2.50	2.50	
Sviluppata	0.00 0.18	2.68	5.18 5.57
Progressiva	-2.63 -2.50	0.00	2.50 2.77
Dislivelli	0.00 -0.13	-0.53	-0.66 0.00

Sezione: 13  
 Progressiva: 88.611  
 Q. Progetto: 294.849

Scala H 1/200.00  
 Scala V 1/200.00

293.00

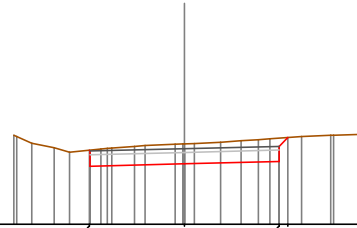


Quote	294.39	294.45	294.51 295.08
Parziali	2.50	2.50	
Sviluppata Par.	2.50	2.50	
Sviluppata	0.00	2.50	5.00 5.21
Progressiva	-2.52	0.00	2.50 2.64
Dislivelli	-0.00	-0.47	-0.53 0.00

Sezione: 14  
 Progressiva: 90.000  
 Q. Progetto: 294.998

Scala H 1/200.00  
 Scala V 1/200.00

293.00

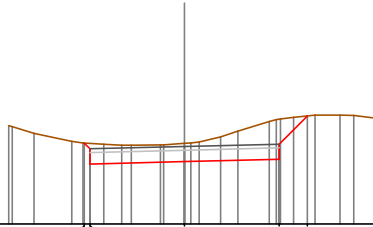


Quote	294.54	294.60	294.66	295.29
Parziali	2.50	2.50	0.33	
Sviluppata Par.	2.50	2.50	0.33	
Sviluppata	0.00	2.50	5.00	5.33
Progressiva	-2.52	0.00	2.50	2.73
Dislivelli	0.00	-0.52	-0.62	0.00

Sezione: 15  
 Progressiva: 100.000  
 Q. Progetto: 296.049

Scala H 1/200.00  
 Scala V 1/200.00

294.00

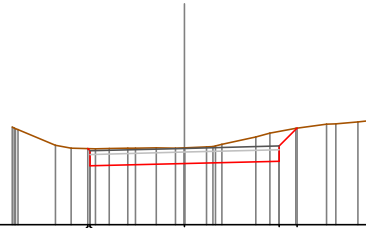


Quote	296.14	296.59	296.65	296.71	296.86
Parziali	2.50	2.50	0.75		
Sviluppata Par.	2.50	2.50	1.05	0.75	
Sviluppata	0.00	0.21	2.71	5.21	6.27
Progressiva	-2.65	-2.50	0.00	2.50	3.25
Dislivelli	0.00	-0.14	-0.48	-1.06	-0.00

Sezione: 16  
 Progressiva: 110.000  
 Q. Progetto: 297.019

Scala H 1/200.00  
 Scala V 1/200.00

295.00

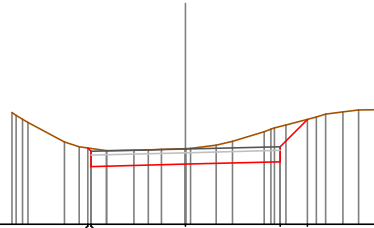


Quote	297.01	296.56	296.62	296.68	297.56
Parziali	2.50	2.50	0.48		
Sviluppata Par.	2.50	2.50	0.67	0.48	
Sviluppata	0.00	0.08	2.58	5.08	5.76
Progressiva	-2.56	-2.50	0.00	2.50	2.98
Dislivelli	0.00	-0.05	-0.42	-0.79	-0.00

Sezione: 17  
 Progressiva: 120.000  
 Q. Progetto: 297.988

Scala H 1/200.00  
 Scala V 1/200.00

296.00

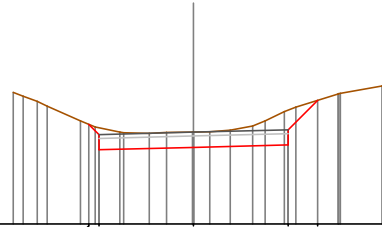


Quote	296.02	297.53	297.98	297.65	298.77
Parziali		2.50	2.50	0.72	
Sviluppata Par.		2.50	2.50	1.02	0.72
Sviluppata	0.00	0.13	2.63	5.13	6.15
Progressiva	0.00	-2.59	-2.50	0.00	2.50
Dislivelli	0.00	-0.08	-0.41	-0.93	0.00

Sezione: 18  
 Progressiva: 124.514  
 Q. Progetto: 298.426

Scala H 1/200.00  
 Scala V 1/200.00

296.00

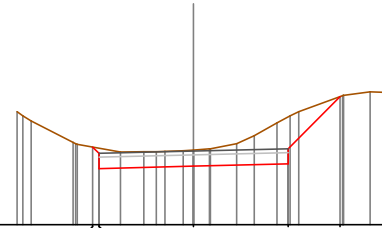


Quote	296.63	297.96	298.03	298.09	299.27
Parziali		0.37	2.50	2.50	0.78
Sviluppata Par.		0.38	2.50	2.50	1.11
Sviluppata	0.00	0.38	2.88	5.38	6.49
Progressiva	0.00	-2.77	-2.50	0.00	2.50
Dislivelli	0.00	-0.18	-0.41	-0.92	-0.00

Sezione: 19  
 Progressiva: 130.000  
 Q. Progetto: 298.947

Scala H 1/200.00  
 Scala V 1/200.00

297.00

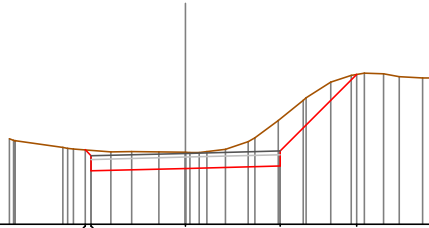


Quote	296.05	296.49	298.05	298.61	300.39
Parziali		2.50	2.50	1.38	
Sviluppata Par.		2.50	2.50	1.95	
Sviluppata	0.00	0.24	2.74	5.24	7.19
Progressiva	0.00	-2.67	-2.50	0.00	2.50
Dislivelli	0.00	-0.14	-0.43	-1.24	-0.00

Sezione: 20  
 Progressiva: 140.000  
 Q. Progetto: 299.874

Scala H 1/200.00  
 Scala V 1/200.00

298.00

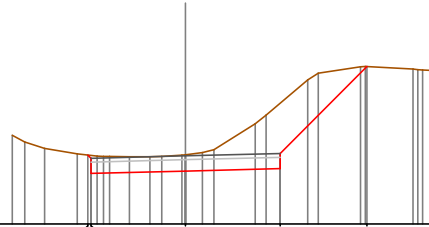


Quote	299.97 299.41	299.67	299.54	301.96
Parziali	2.50	2.50	2.03	
Sviluppata Par.	2.50	2.50	2.86	
Sviluppata	0.00 0.22	2.72	5.22	8.09
Progressiva	-2.66 -2.50	0.00	2.50	4.53
Dislivelli	0.00 -0.14	-0.43	-1.25	-0.00

Sezione: 21  
 Progressiva: 150.000  
 Q. Progetto: 300.800

Scala H 1/200.00  
 Scala V 1/200.00

299.00

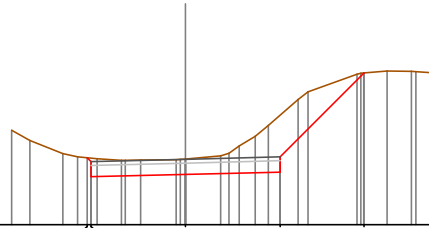


Quote	300.82 300.34	300.40	300.46	300.16
Parziali	2.50	2.50	2.30	
Sviluppata Par.	2.50	2.50	3.25	
Sviluppata	0.00 0.12	2.62	5.12	8.37
Progressiva	-2.58 -2.50	0.00	2.50	4.80
Dislivelli	0.00 -0.07	-0.43	-1.73	0.00

Sezione: 22  
 Progressiva: 160.000  
 Q. Progetto: 301.729

Scala H 1/200.00  
 Scala V 1/200.00

300.00

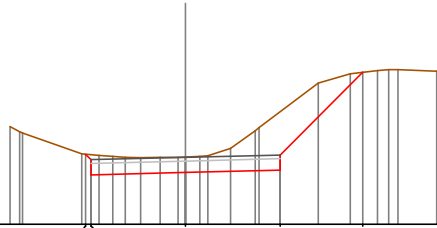


Quote	301.77 301.27	301.33	301.39	304.02
Parziali	2.50	2.50	2.22	
Sviluppata Par.	2.50	2.50	3.14	
Sviluppata	0.00 0.15	2.65	5.15	8.29
Progressiva	-2.60 -2.50	0.00	2.50	4.72
Dislivelli	0.00 -0.09	-0.41	-1.50	0.00

Sezione: 23  
 Progressiva: 160.416  
 Q. Progetto: 301.769

Scala H 1/200.00  
 Scala V 1/200.00

300.00

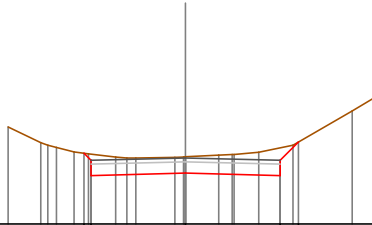


Quote	301.85 301.31	301.37	301.63	301.02
Parziali		2.50	2.50	2.19
Sviluppata Par.		2.50	2.50	3.09
Sviluppata	0.00 0.20	2.70	5.20	8.29
Progressiva	-0.00 -2.64 -0.13	-0.41	-1.54	-0.00
Dislivelli		0.00	2.50	4.69

Sezione: 24  
 Progressiva: 180.000  
 Q. Progetto: 303.744

Scala H 1/200.00  
 Scala V 1/200.00

302.00

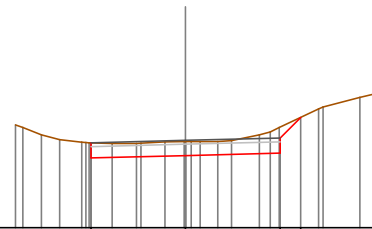


Quote	303.87 303.28	303.34	303.26 304.17
Parziali		2.50	2.50
Sviluppata Par.		2.50	0.49
Sviluppata	0.00 0.27	2.77	5.27
Progressiva	-0.00 -2.69 -0.17	0.00	-0.73
Dislivelli		0.00	2.99

Sezione: 25  
 Progressiva: 195.630  
 Q. Progetto: 305.309

Scala H 1/200.00  
 Scala V 1/200.00

303.00

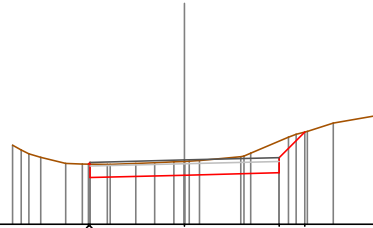


Quote	304.85	304.91	304.87 305.92
Parziali		2.50	2.50
Sviluppata Par.		2.50	0.54
Sviluppata	0.00	2.50	5.00
Progressiva	-2.50	0.00	-0.69
Dislivelli	0.00	0.00	3.04

Sezione: 26  
 Progressiva: 200.000  
 Q. Progetto: 305.698

Scala H 1/200.00  
 Scala V 1/200.00

304.00

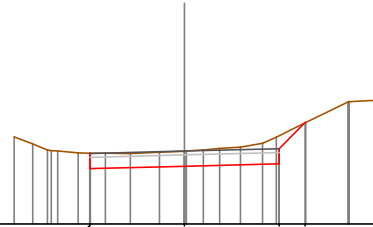


Quote		305.59	305.24	305.39	305.56	306.44
Parziali		2.50	2.50	0.68		
Sviluppata Par.		2.50	2.50	0.96		
Sviluppata		0.00	0.07	2.57	5.07	6.03
Progressiva		-2.55	-2.50	0.00	2.50	3.18
Dislivelli		0.00	0.05	-0.36	-0.84	0.00

Sezione: 27  
 Progressiva: 202.798  
 Q. Progetto: 305.927

Scala H 1/200.00  
 Scala V 1/200.00

304.00

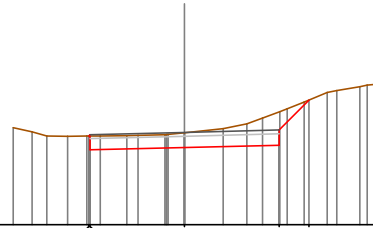


Quote		305.46	305.53	305.59	306.68
Parziali		2.50	2.50	0.69	
Sviluppata Par.		2.50	2.50	0.98	
Sviluppata		0.00	2.50	5.00	5.98
Progressiva		-2.51	0.00	2.50	3.19
Dislivelli		0.00	-0.40	-0.75	0.00

Sezione: 28  
 Progressiva: 209.967  
 Q. Progetto: 306.441

Scala H 1/200.00  
 Scala V 1/200.00

304.00

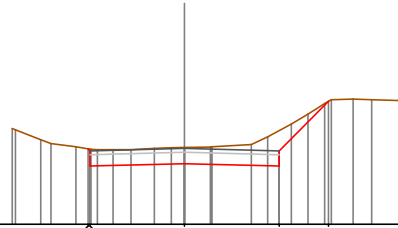


Quote		306.35	305.98	306.04	306.19	307.29
Parziali		2.50	2.50	0.79		
Sviluppata Par.		2.50	2.50	1.11		
Sviluppata		0.00	0.05	2.55	5.05	6.16
Progressiva		-2.53	-2.50	0.00	2.50	3.29
Dislivelli		0.00	0.03	-0.39	-0.88	0.00

Sezione: 29  
 Progressiva: 220.000  
 Q. Progetto: 307.002

Scala H 1/200.00  
 Scala V 1/200.00

305.00

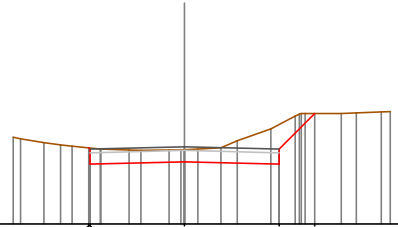


Quote		306.94 306.54	306.00	305.54	305.25
Parziali		2.50	2.50	1.31	
Sviluppata Par.		2.50	2.50	1.85	
Sviluppata	0.00	0.08	2.58	5.08	6.93
Progressiva	-0.00	-2.56	-0.00	2.50	3.81
Dislivelli	-0.00	-0.05	-0.43	-0.94	0.00

Sezione: 30  
 Progressiva: 240.000  
 Q. Progetto: 308.044

Scala H 1/200.00  
 Scala V 1/200.00

306.00

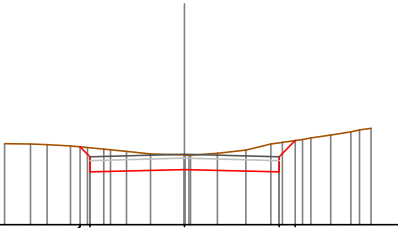


Quote		308.02 307.58	307.64	307.58	308.02
Parziali		2.50	2.50	0.94	
Sviluppata Par.		2.50	2.50	1.33	
Sviluppata	0.00	0.05	2.55	5.05	6.38
Progressiva	0.00	-2.53	0.00	2.50	3.44
Dislivelli	0.00	-0.03	-0.32	-1.05	-0.00

Sezione: 31  
 Progressiva: 260.000  
 Q. Progetto: 308.859

Scala H 1/200.00  
 Scala V 1/200.00

307.00



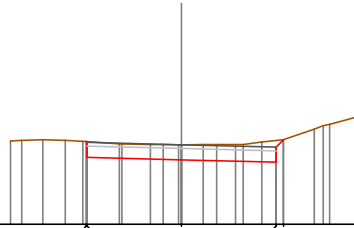
Quote		308.06 308.60	308.66	308.66	308.23
Parziali		2.50	2.50	0.43	
Sviluppata Par.		2.50	2.50	0.61	
Sviluppata	0.00	0.37	2.87	5.37	5.98
Progressiva	0.00	-2.76	0.00	2.50	2.93
Dislivelli	0.00	-0.24	-0.38	-0.77	-0.00



Sezione: 32  
 Progressiva: 266.736  
 Q. Progetto: 309.102

Scala H 1/200.00  
 Scala V 1/200.00

307.00

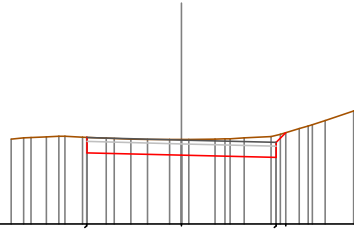


Quote	306.19	306.70	306.84	306.23
Parziali		2.50	2.50	0.31
Sviluppata Par.		2.50	2.50	0.31
Sviluppata	0.00	0.03	2.54	5.04
Progressiva	-2.52	-2.50	0.00	2.50
Dislivelli	0.00	-0.02	-0.40	-0.57

Sezione: 33  
 Progressiva: 270.000  
 Q. Progetto: 309.220

Scala H 1/200.00  
 Scala V 1/200.00

307.00

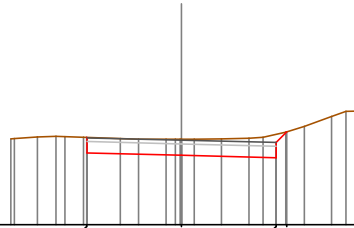


Quote	306.88	306.82	306.76	309.41
Parziali		2.50	2.50	0.35
Sviluppata Par.		2.50	2.50	0.35
Sviluppata	0.00	2.50	5.00	5.36
Progressiva	-2.51	0.00	2.50	2.76
Dislivelli	0.00	-0.42	-0.59	-0.00

Sezione: 34  
 Progressiva: 270.456  
 Q. Progetto: 309.236

Scala H 1/200.00  
 Scala V 1/200.00

307.00

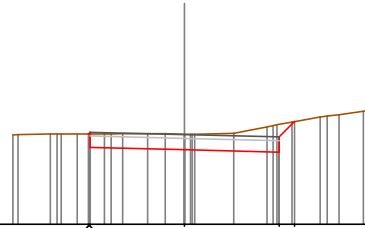


Quote	306.90	306.84	306.77	309.46
Parziali		2.50	2.50	0.28
Sviluppata Par.		2.50	2.50	0.28
Sviluppata	0.00	2.50	5.00	5.40
Progressiva	-2.51	0.00	2.50	2.78
Dislivelli	0.00	-0.42	-0.62	-0.00

Sezione: 35  
 Progressiva: 274.177  
 Q. Progetto: 309.370

Scala H 1/200.00  
 Scala V 1/200.00

307.00

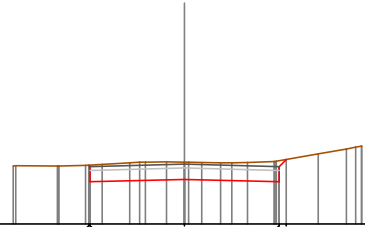


Quote		309.38 309.03	309.07	309.01 309.71
Parziali		2.50	2.50	0.41
Sviluppata Par.		2.50	2.50	0.57
Sviluppata		0.00 0.06	2.56	5.06 5.64
Progressiva		-2.54 -2.50	0.00	2.50 2.91
Dislivelli		0.00 0.04	-0.41	-0.73 -0.00

Sezione: 36  
 Progressiva: 280.000  
 Q. Progetto: 309.580

Scala H 1/200.00  
 Scala V 1/200.00

308.00

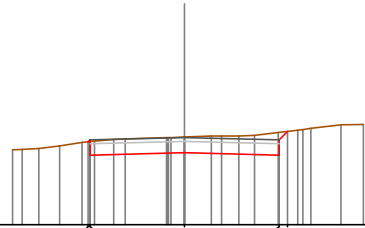


Quote		309.05 309.12	309.18	309.12 309.70
Parziali		2.50	2.50	0.38
Sviluppata Par.		2.50	2.50	0.24
Sviluppata		0.00 0.05	2.55	5.05 5.31
Progressiva		-2.53 -2.50	0.00	2.50 2.69
Dislivelli		0.00 -0.04	-0.45	-0.55 -0.00

Sezione: 37  
 Progressiva: 300.000  
 Q. Progetto: 310.303

Scala H 1/200.00  
 Scala V 1/200.00

308.00

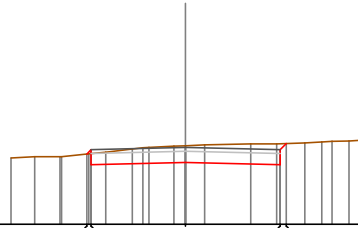


Quote		310.19 309.84	309.86	309.84 310.47
Parziali		2.50	2.50	0.35
Sviluppata Par.		2.50	2.50	0.35
Sviluppata		0.00 0.07	2.57	5.07 5.39
Progressiva		-2.55 -2.50	0.00	2.50 2.73
Dislivelli		-0.00 0.04	-0.41	-0.60 0.00

Sezione: 38  
 Progressiva: 320.000  
 Q. Progetto: 311.033

Scala H 1/200.00  
 Scala V 1/200.00

309.00

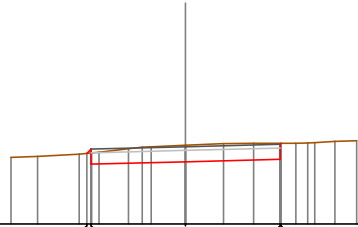


Quote	310.06 310.07	310.03	310.07 311.13
Parziali	2.50	2.50	
Sviluppata Par.	2.50	2.50	
Sviluppata	0.00 0.16	2.66	5.16 5.39
Progressiva	-2.61 -2.50	0.00	2.50 2.66
Dislivelli	-0.00 0.10	-0.44	-0.56 0.00

Sezione: 39  
 Progressiva: 320.301  
 Q. Progetto: 311.044

Scala H 1/200.00  
 Scala V 1/200.00

309.00

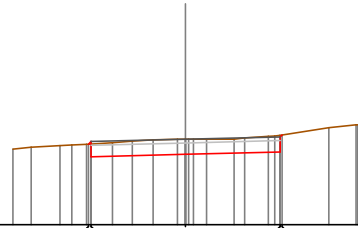


Quote	310.07 310.08	310.04	310.71 311.13
Parziali	2.50	2.50	
Sviluppata Par.	2.50	2.50	
Sviluppata	0.00 0.16	2.66	5.16 5.20
Progressiva	-2.61 -2.50	0.00	2.50 2.52
Dislivelli	0.00 0.10	-0.44	-0.42 0.00

Sezione: 40  
 Progressiva: 326.253  
 Q. Progetto: 311.261

Scala H 1/200.00  
 Scala V 1/200.00

309.00

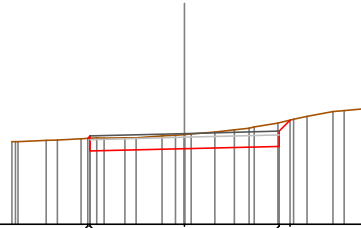


Quote	311.13 310.00	310.06	310.02 311.07
Parziali	2.50	2.50	
Sviluppata Par.	2.50	2.50	
Sviluppata	0.00 0.10	2.60	5.10 5.17
Progressiva	-2.57 -2.50	0.00	2.50 2.55
Dislivelli	-0.00 0.06	-0.40	-0.44 0.00

Sezione: 41  
 Progressiva: 330.000  
 Q. Progetto: 311.398

Scala H 1/200.00  
 Scala V 1/200.00

309.00

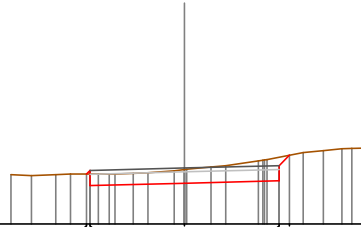


Quote	311.27 310.94	311.00	311.06 311.75
Parziali	2.50	2.50	0.29
Sviluppata Par.	2.50	2.50	0.1
Sviluppata	0.00 0.09	2.59	5.09 5.50
Progressiva	-2.56 -2.50	0.00	2.50 2.79
Dislivelli	0.00 0.06	-0.38	-0.62 -0.00

Sezione: 42  
 Progressiva: 332.205  
 Q. Progetto: 311.478

Scala H 1/200.00  
 Scala V 1/200.00

310.00

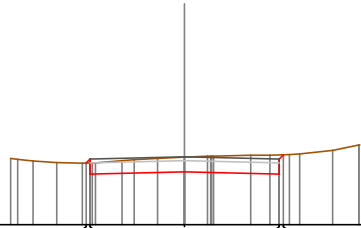


Quote	311.32 311.02	311.08	311.14 311.82
Parziali	2.50	2.50	0.28
Sviluppata Par.	2.50	2.50	0.33
Sviluppata	0.00 0.14	2.64	5.14 5.53
Progressiva	-2.60 -2.50	0.00	2.50 2.78
Dislivelli	0.00 0.10	-0.38	-0.62 0.00

Sezione: 43  
 Progressiva: 340.000  
 Q. Progetto: 311.798

Scala H 1/200.00  
 Scala V 1/200.00

310.00

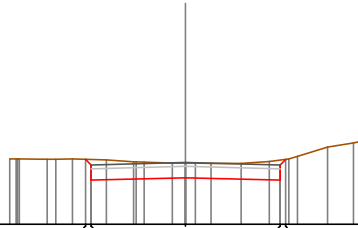


Quote	311.68 311.34	311.40	311.34 311.95
Parziali	2.50	2.50	
Sviluppata Par.	2.50	2.50	
Sviluppata	0.00 0.15	2.65	5.15 5.31
Progressiva	-2.60 -2.50	0.00	2.50 2.61
Dislivelli	0.00 0.10	-0.39	-0.51 0.00

Sezione: 44  
 Progressiva: 360.000  
 Q. Progetto: 312.630

Scala H 1/200.00  
 Scala V 1/200.00

311.00

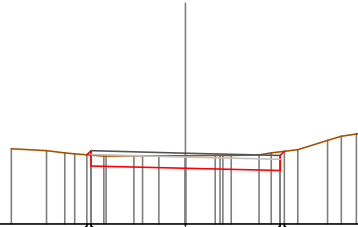


Quote	312.72 312.17	312.25	312.17 312.71
Parziali	2.50	2.50	
Sviluppata Par.	2.50	2.50	
Sviluppata	0.00 0.21	2.71	5.21 5.42
Progressiva	-2.65 -2.50	-0.00	2.50 2.64
Dislivelli	0.00 -0.15	-0.38	-0.53 0.00

Sezione: 45  
 Progressiva: 365.845  
 Q. Progetto: 312.873

Scala H 1/200.00  
 Scala V 1/200.00

311.00

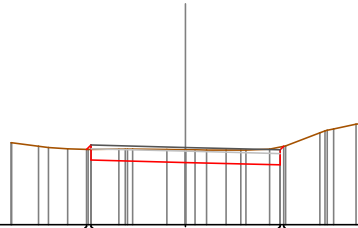


Quote	312.83 312.54	312.47	312.41 312.86
Parziali	2.50	2.50	
Sviluppata Par.	2.50	2.50	
Sviluppata	0.00 0.15	2.65	5.15 5.31
Progressiva	-2.61 -2.50	0.00	2.50 2.61
Dislivelli	0.00 0.12	-0.33	-0.50 -0.00

Sezione: 46  
 Progressiva: 370.000  
 Q. Progetto: 313.045

Scala H 1/200.00  
 Scala V 1/200.00

311.00

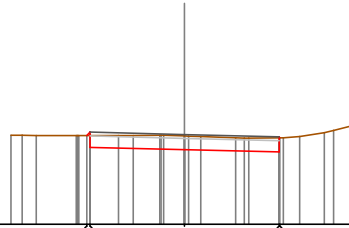


Quote	312.99 312.71	312.66	312.58 313.08
Parziali	2.50	2.50	
Sviluppata Par.	2.50	2.50	
Sviluppata	0.00 0.17	2.67	5.17 5.30
Progressiva	-2.62 -2.50	0.00	2.50 2.59
Dislivelli	0.00 0.12	-0.34	-0.47 0.00

Sezione: 47  
 Progressiva: 377.859  
 Q. Progetto: 313.372

Scala H 1/200.00  
 Scala V 1/200.00

311.00

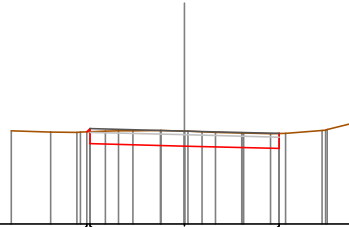


Quote	313.34 313.03	312.97	312.81 313.29
Parziali	2.50	2.50	
Sviluppata Par.	2.50	2.50	
Sviluppata	0.00 0.13	2.63	5.13 5.16
Progressiva	-2.59 -2.50	0.00	-2.50 -2.52
Dislivelli	0.00 0.09	-0.36	-0.38 0.00

Sezione: 48  
 Progressiva: 380.000  
 Q. Progetto: 313.458

Scala H 1/200.00  
 Scala V 1/200.00

311.00

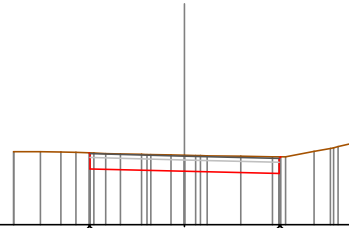


Quote	313.44 313.12	313.06	313.00
Parziali	2.50	2.50	
Sviluppata Par.	2.50	2.50	
Sviluppata	0.00 0.12	2.62	5.12
Progressiva	-2.58 -2.50	0.00	-2.50
Dislivelli	0.00 0.08	-0.40	-0.39

Sezione: 49  
 Progressiva: 389.873  
 Q. Progetto: 313.815

Scala H 1/200.00  
 Scala V 1/200.00

312.00

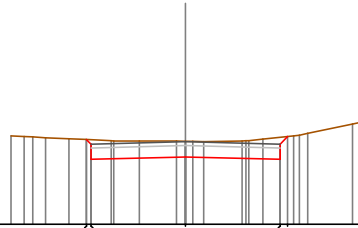


Quote	313.90 313.48	313.42	313.36 313.80
Parziali	2.50	2.50	
Sviluppata Par.	2.50	2.50	
Sviluppata	0.00 0.03	2.53	5.03 5.10
Progressiva	-2.52 -2.50	0.00	-2.50 -2.55
Dislivelli	-0.00 -0.02	-0.42	-0.44 0.00

Sezione: 50  
 Progressiva: 400.000  
 Q. Progetto: 314.180

Scala H 1/200.00  
 Scala V 1/200.00

312.00

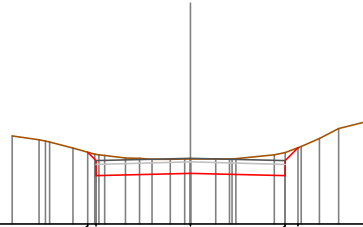


Quote	314.24	314.32	314.36	314.32	314.28
Parziali		2.50	2.50		
Sviluppata Par.		2.50	2.50		
Sviluppata	0.00	0.17	2.67	5.17	5.45
Progressiva	-2.62	-2.50	0.00	2.50	2.70
Dislivelli	0.00	-0.11	-0.41	0.00	-0.58

Sezione: 51  
 Progressiva: 420.000  
 Q. Progetto: 314.739

Scala H 1/200.00  
 Scala V 1/200.00

313.00

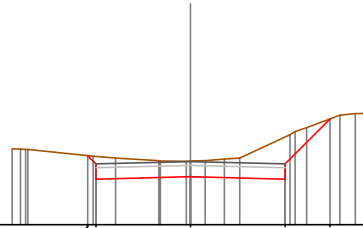


Quote	314.40	314.28	314.34	314.28	314.02
Parziali		2.50	2.50		
Sviluppata Par.		2.50	2.50		
Sviluppata	0.00	0.31	2.82	5.32	5.80
Progressiva	-2.72	-2.50	0.00	2.50	2.84
Dislivelli	0.00	-0.16	-0.38	-0.61	0.00

Sezione: 52  
 Progressiva: 440.000  
 Q. Progetto: 314.668

Scala H 1/200.00  
 Scala V 1/200.00

313.00

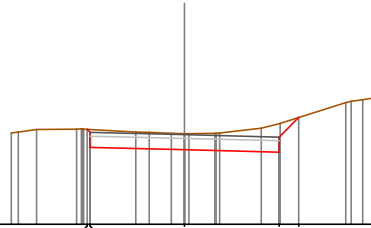


Quote	314.26	314.21	314.27	314.21	314.79
Parziali		2.50	2.50	1.19	
Sviluppata Par.		2.50	2.50	1.68	
Sviluppata	0.00	0.31	2.81	5.31	6.99
Progressiva	-2.72	-2.50	0.00	2.50	3.69
Dislivelli	0.00	-0.20	-0.42	-1.11	0.00

Sezione: 53  
 Progressiva: 460.142  
 Q. Progetto: 314.368

Scala H 1/200.00  
 Scala V 1/200.00

312.00

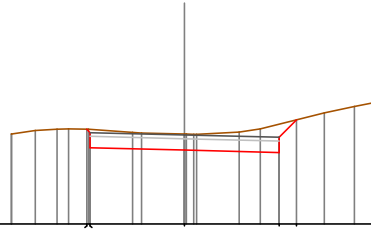


Quote	314.51 314.03	313.97	313.91 314.82
Parziali	2.50	2.50	0.52
Sviluppata Par.	2.50	2.50	0.73
Sviluppata	0.00 0.12	2.62	5.12 5.85
Progressiva	-2.58 -2.50	0.00	-2.50 -3.02
Dislivelli	-0.00 -0.08	-0.43	-0.76 -0.00

Sezione: 54  
 Progressiva: 461.010  
 Q. Progetto: 314.354

Scala H 1/200.00  
 Scala V 1/200.00

312.00

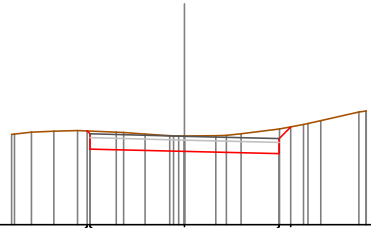


Quote	314.50 314.02	313.96	313.89 314.75
Parziali	2.50	2.50	0.46
Sviluppata Par.	2.50	2.50	0.65
Sviluppata	0.00 0.12	2.62	5.12 5.78
Progressiva	-2.59 -2.50	0.00	-2.50 -2.96
Dislivelli	0.00 -0.08	-0.42	-0.75 -0.00

Sezione: 55  
 Progressiva: 461.878  
 Q. Progetto: 314.339

Scala H 1/200.00  
 Scala V 1/200.00

312.00



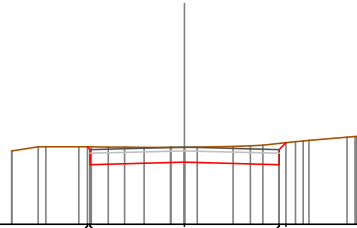
Quote	314.48 314.00	313.94	313.88 314.69
Parziali	2.50	2.50	0.33
Sviluppata Par.	2.50	2.50	0.34
Sviluppata	0.00 0.11	2.61	5.11 5.55
Progressiva	-2.58 -2.50	0.00	-2.50 -2.81
Dislivelli	0.00 -0.07	-0.41	-0.65 -0.00



Sezione: 56  
 Progressiva: 480.000  
 Q. Progetto: 314.038

Scala H 1/200.00  
 Scala V 1/200.00

312.00

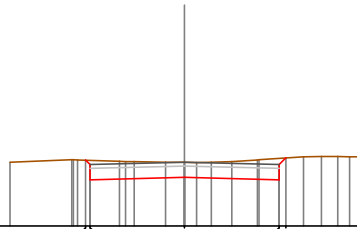


Quote	314.06	313.98	313.64	313.58	314.16
Parziali		2.50	2.50		
Sviluppata Par.		2.50	2.50		
Sviluppata	0.00	0.10	2.60	5.10	5.36
Progressiva	-2.57	-2.50	0.00	2.50	2.68
Dislivelli	-0.00	-0.07	-0.40	-0.56	-0.00

Sezione: 57  
 Progressiva: 500.000  
 Q. Progetto: 313.685

Scala H 1/200.00  
 Scala V 1/200.00

312.00

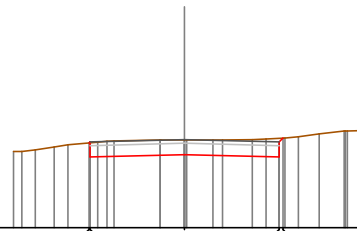


Quote	313.74	313.22	312.29	313.22	313.86
Parziali		2.50	2.50		
Sviluppata Par.		2.50	2.50		
Sviluppata	0.00	0.17	2.67	5.17	5.42
Progressiva	-2.62	-2.50	0.00	2.50	2.68
Dislivelli	0.00	-0.11	-0.40	-0.56	-0.00

Sezione: 58  
 Progressiva: 520.000  
 Q. Progetto: 313.333

Scala H 1/200.00  
 Scala V 1/200.00

311.00

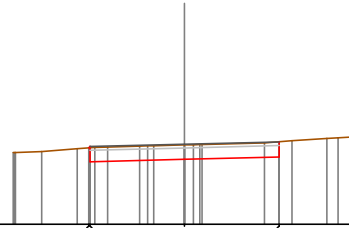


Quote	313.24	312.87	312.66	312.87	313.07
Parziali		2.50	2.50		
Sviluppata Par.		2.50	2.50		
Sviluppata	0.00	0.04	2.54	5.04	5.18
Progressiva	-2.53	-2.50	0.00	2.50	2.60
Dislivelli	0.00	-0.02	-0.39	-0.50	0.00

Sezione: 59  
 Progressiva: 531.784  
 Q. Progetto: 313.116

Scala H 1/200.00  
 Scala V 1/200.00

311.00

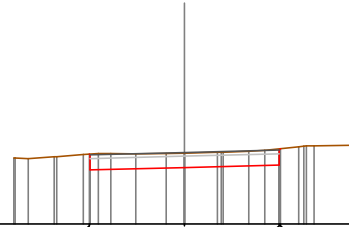


Quote	313.02	312.85	312.72	312.78
Parziali		2.50	2.50	
Sviluppata Par.		2.50	2.50	
Sviluppata	0.00	0.05	2.55	5.05
Progressiva	-2.53	-2.50	0.00	2.50
Dislivelli	0.00	0.03	-0.38	-0.40

Sezione: 60  
 Progressiva: 540.000  
 Q. Progetto: 312.891

Scala H 1/200.00  
 Scala V 1/200.00

311.00

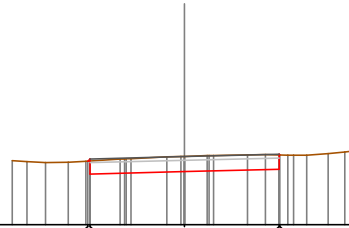


Quote	312.43	312.49	312.55	312.99
Parziali		2.50	2.50	
Sviluppata Par.		2.50	2.50	
Sviluppata	0.00	2.50	5.00	5.06
Progressiva	-2.52	0.00	2.50	2.54
Dislivelli	0.00	-0.38	-0.43	0.00

Sezione: 61  
 Progressiva: 543.152  
 Q. Progetto: 312.803

Scala H 1/200.00  
 Scala V 1/200.00

311.00

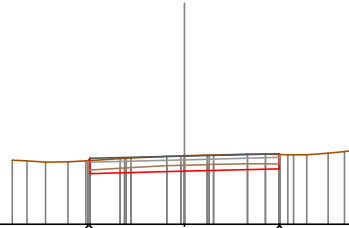


Quote	312.88	312.34	312.40	312.47	312.84
Parziali		2.50	2.50		
Sviluppata Par.		2.50	2.50		
Sviluppata	0.00	0.09	2.59	5.09	5.12
Progressiva	-2.56	-2.50	0.00	2.50	2.52
Dislivelli	-0.00	0.06	-0.41	-0.38	0.00

Sezione: 61  
 Progressiva: 543.152  
 Q. Progetto: 312.803

Scala H 1/200.00  
 Scala V 1/200.00

311.00

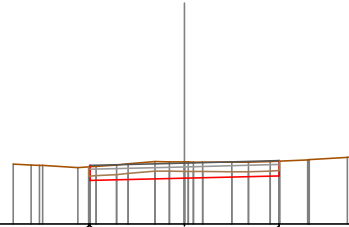


Quote	312.808 312.804	312.60	312.47 312.804
Parziali	2.50	2.50	
Sviluppata Par.	2.50	2.50	
Sviluppata	0.00 0.09	2.59	5.09 5.12
Progressiva	-2.56 -2.50	0.00	-2.50 -2.52
Dislivelli	0.00 0.06	-0.41	-0.38 0.00

Sezione: 62  
 Progressiva: 550.000  
 Q. Progetto: 312.611

Scala H 1/200.00  
 Scala V 1/200.00

311.00

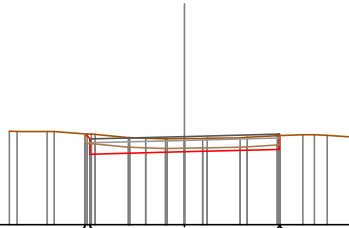


Quote	312.51 312.15	312.21	312.27 312.28
Parziali	2.50	2.50	
Sviluppata Par.	2.50	2.50	
Sviluppata	0.00 0.05	2.55	5.05
Progressiva	-2.54 -2.50	0.00	2.50
Dislivelli	0.00 0.03	-0.43	-0.39

Sezione: 63  
 Progressiva: 560.000  
 Q. Progetto: 312.330

Scala H 1/200.00  
 Scala V 1/200.00

310.00

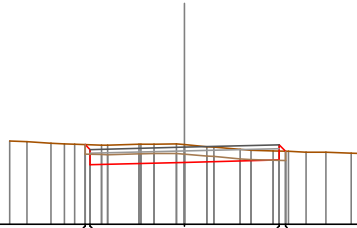


Quote	312.40 311.87	311.80	311.99 312.36
Parziali	2.50	2.50	
Sviluppata Par.	2.50	2.50	
Sviluppata	0.00 0.19	2.69	5.19 5.24
Progressiva	-2.64 -2.50	0.00	2.50 2.53
Dislivelli	0.00 -0.13	-0.34	-0.37 0.00

Sezione: 64  
 Progressiva: 570.000  
 Q. Progetto: 312.037

Scala H 1/200.00  
 Scala V 1/200.00

310.00

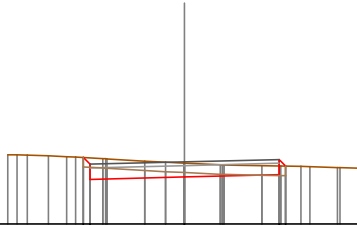


Quote	312.00 311.97	311.64	311.70 311.65
Parziali	2.50	2.50	
Sviluppata Par.	2.50	2.50	
Sviluppata	0.00 0.18	2.68	5.19 5.42
Progressiva	-2.63 -2.50	0.00	2.50 2.67
Dislivelli	0.00 -0.13	-0.47	-0.24 -0.00

Sezione: 65  
 Progressiva: 579.660  
 Q. Progetto: 311.642

Scala H 1/200.00  
 Scala V 1/200.00

310.00

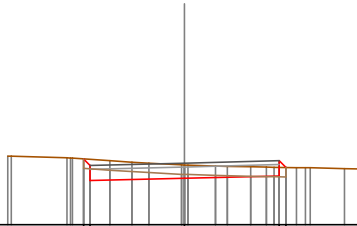


Quote	311.76 311.18	311.24	311.30 311.53
Parziali	2.50	2.50	
Sviluppata Par.	2.50	2.50	
Sviluppata	0.00 0.25	2.75	5.25 5.50
Progressiva	-2.68 -2.50	0.00	2.50 2.68
Dislivelli	0.00 -0.17	-0.37	-0.23 0.00

Sezione: 66  
 Progressiva: 580.000  
 Q. Progetto: 311.628

Scala H 1/200.00  
 Scala V 1/200.00

310.00

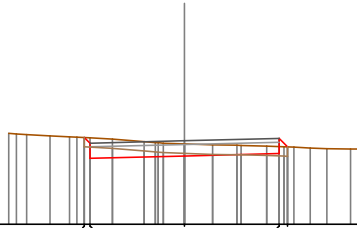


Quote	311.74 311.17	311.23	311.29 311.51
Parziali	2.50	2.50	
Sviluppata Par.	2.50	2.50	
Sviluppata	0.00 0.25	2.75	5.25 5.50
Progressiva	-2.67 -2.50	0.00	2.50 2.68
Dislivelli	0.00 -0.16	-0.35	-0.23 0.00

Sezione: 67  
 Progressiva: 590.000  
 Q. Progetto: 311.206

Scala H 1/200.00  
 Scala V 1/200.00

309.00

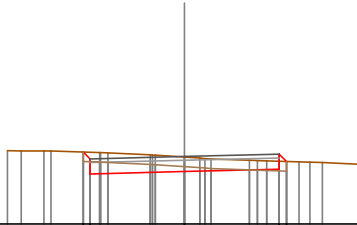


Quote	311.29	310.74	310.81	310.87	311.04
Parziali		2.50		2.50	
Sviluppata Par.		2.50		2.50	
Sviluppata	0.00	0.21	2.71	5.21	5.53
Progressiva	-2.65	-2.50	0.00	2.50	2.72
Dislivelli	0.00	-0.14	-0.32	-0.18	-0.00

Sezione: 68  
 Progressiva: 600.000  
 Q. Progetto: 310.785

Scala H 1/200.00  
 Scala V 1/200.00

309.00

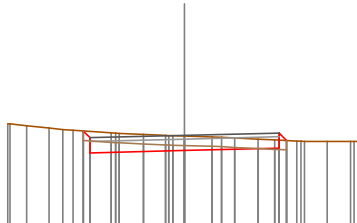


Quote	310.90	310.35	310.38	310.45	310.65
Parziali		2.50		2.50	
Sviluppata Par.		2.50		2.50	
Sviluppata	0.00	0.26	2.76	5.26	5.54
Progressiva	-2.68	-2.50	0.00	2.50	2.70
Dislivelli	-0.00	-0.18	-0.38	-0.21	0.00

Sezione: 69  
 Progressiva: 610.000  
 Q. Progetto: 310.363

Scala H 1/200.00  
 Scala V 1/200.00

308.00



Quote	310.48	309.90	309.96	310.03	310.23
Parziali		2.50		2.50	
Sviluppata Par.		2.50		2.50	
Sviluppata	0.00	0.25	2.75	5.25	5.53
Progressiva	-2.68	-2.50	0.00	2.50	2.70
Dislivelli	0.00	-0.16	-0.38	-0.21	0.00

Sezione: 70  
 Progressiva: 620.000  
 Q. Progetto: 309.963

Scala H 1/200.00  
 Scala V 1/200.00

308.00

Quote	310.18 309.96	309.96	309.63 309.69
Parziali	0.28	2.50	2.50
Sviluppata Par.	0.33	2.50	2.50
Sviluppata	0.00 0.40	2.90	5.40 5.60
Progressiva	-2.78 -2.50	0.00	2.50 2.64
Dislivelli	0.00 -0.28	-0.47	-0.26 0.00

Sezione: 71  
 Progressiva: 627.536  
 Q. Progetto: 309.663

Scala H 1/200.00  
 Scala V 1/200.00

308.00

Quote	309.99 309.20	309.26	309.33 309.96
Parziali	0.39	2.50	2.50
Sviluppata Par.	0.55	2.50	2.50
Sviluppata	0.00 0.55	3.05	5.55 5.79
Progressiva	-2.89 -2.50	0.00	2.50 2.67
Dislivelli	0.00 -0.36	-0.42	-0.24 0.00

Sezione: 72  
 Progressiva: 640.000  
 Q. Progetto: 309.166

Scala H 1/200.00  
 Scala V 1/200.00

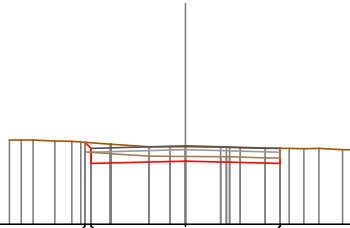
307.00

Quote	308.38 308.70	308.77	308.70 309.06
Parziali	0.37	2.50	2.50
Sviluppata Par.	0.38	2.50	2.50
Sviluppata	0.00 0.39	2.89	5.39 5.45
Progressiva	-2.77 -2.50	0.00	2.50 2.55
Dislivelli	0.00 -0.25	-0.43	-0.36 0.00

Sezione: 73  
 Progressiva: 660.000  
 Q. Progetto: 308.070

Scala H 1/200.00  
 Scala V 1/200.00

306.00

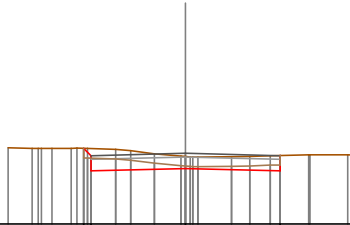


Quote	308.17 308.61	308.61	308.61	308.61
Parziali		2.50	2.50	
Sviluppata Par.		2.50	2.50	
Sviluppata	0.00 0.22		2.72	5.23
Progressiva	-2.66 -2.50		-0.00	-2.50
Dislivelli	-0.00 -0.15		-0.37	-0.40

Sezione: 74  
 Progressiva: 680.000  
 Q. Progetto: 306.868

Scala H 1/200.00  
 Scala V 1/200.00

305.00

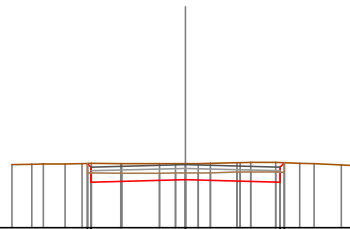


Quote	307.00 306.41	306.41	306.41	306.41
Parziali		2.50	2.50	
Sviluppata Par.		2.50	2.50	
Sviluppata	0.00 0.27		2.77	5.27
Progressiva	-2.69 -2.50		-0.00	-2.50
Dislivelli	0.00 -0.19		-0.31	-0.40

Sezione: 75  
 Progressiva: 700.000  
 Q. Progetto: 305.667

Scala H 1/200.00  
 Scala V 1/200.00

304.00



Quote	306.70 306.20	306.20	306.20	306.20
Parziali		2.50	2.50	
Sviluppata Par.		2.50	2.50	
Sviluppata	0.00 0.13		2.63	5.13
Progressiva	-2.59 -2.50		-0.00	-2.50
Dislivelli	0.00 -0.09		-0.43	-0.52

Sezione: 76  
 Progressiva: 718.152  
 Q. Progetto: 305.024

Scala H 1/200.00  
 Scala V 1/200.00

303.00

Quote	304.90 304.95	304.62	304.96 305.21
Parziali	2.50	2.50	0.24
Sviluppata Par.	2.50	2.50	0.24
Sviluppata	0.00 0.09	2.59	5.09 5.44
Progressiva	-2.56 -2.50	0.00	2.50 2.74
Dislivelli	0.00 0.06	-0.28	-0.64 -0.00

Sezione: 76  
 Progressiva: 718.152  
 Q. Progetto: 305.024

Scala H 1/200.00  
 Scala V 1/200.00

303.00

Quote	304.90 304.95	304.62	304.96 305.21
Parziali	2.50	2.50	0.24
Sviluppata Par.	2.50	2.50	0.24
Sviluppata	0.00 0.09	2.59	5.09 5.44
Progressiva	-2.56 -2.50	0.00	2.50 2.74
Dislivelli	0.00 0.06	-0.28	-0.64 -0.00

Sezione: 77  
 Progressiva: 720.000  
 Q. Progetto: 304.995

Scala H 1/200.00  
 Scala V 1/200.00

303.00

Quote	304.68 304.63	304.60	304.63 305.15
Parziali	2.50	2.50	0.26
Sviluppata Par.	2.50	2.50	0.26
Sviluppata	0.00 0.12	2.62	5.12 5.42
Progressiva	-2.58 -2.50	0.00	2.50 2.72
Dislivelli	0.00 0.08	-0.24	-0.62 -0.00



Sezione: 78  
 Progressiva: 740.000  
 Q. Progetto: 304.688

Scala H 1/200.00  
 Scala V 1/200.00

303.00

Quote		304.16 304.23	304.29	304.23 304.46
Parziali		0.47	2.50	2.50
Sviluppata Par.		0.66	2.50	2.50
Sviluppata		0.00 0.66	3.16	5.66 5.91
Progressiva		-2.97 -2.50	0.00	-2.50 -2.67
Dislivelli		0.00 0.46	-0.13	-0.22 -0.00

Sezione: 79  
 Progressiva: 760.000  
 Q. Progetto: 304.270

Scala H 1/200.00  
 Scala V 1/200.00

302.00

Quote		303.37 303.81	303.87	303.81 303.81
Parziali		0.83	2.50	2.50 0.40
Sviluppata Par.		1.18	2.50	2.50 0.56
Sviluppata		0.00 1.18	3.68	6.18 6.74
Progressiva		-3.33 -2.50	0.00	2.50 -2.90
Dislivelli		0.00 0.73	0.11	0.02 0.00

Sezione: 80  
 Progressiva: 780.000  
 Q. Progetto: 303.526

Scala H 1/200.00  
 Scala V 1/200.00

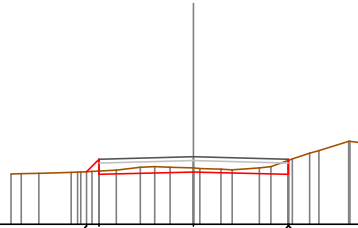
301.00

Quote		302.88 303.06	303.13	303.06 303.19
Parziali		0.58	2.50	2.50 0.36
Sviluppata Par.		0.81	2.50	2.50 0.51
Sviluppata		0.00 0.81	3.31	5.82 6.33
Progressiva		-3.08 -2.50	0.00	2.50 -2.66
Dislivelli		0.00 0.49	0.02	-0.02 -0.00

Sezione: 81  
 Progressiva: 800.000  
 Q. Progetto: 302.781

Scala H 1/200.00  
 Scala V 1/200.00

301.00

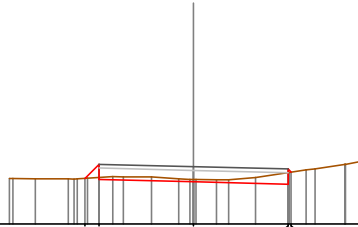


Quote	302.98 302.32	302.38	302.38 302.70
Parziali	0.33	2.50	2.50
Sviluppata Par.	0.47	2.50	2.50
Sviluppata	0.00 0.47	2.97	5.47 5.50
Progressiva	-2.83 -2.50	0.00	2.50 2.52
Dislivelli	0.00 -0.31	-0.10	-0.37 0.00

Sezione: 82  
 Progressiva: 807.128  
 Q. Progetto: 302.516

Scala H 1/200.00  
 Scala V 1/200.00

301.00

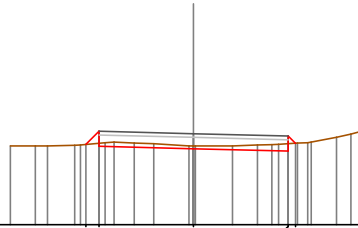


Quote	302.21 302.18	302.12	302.05 302.37
Parziali	0.37	2.50	2.50
Sviluppata Par.	0.53	2.50	2.50
Sviluppata	0.00 0.53	3.03	5.53 5.65
Progressiva	-2.87 -2.50	0.00	2.50 2.58
Dislivelli	-0.00 -0.35	-0.06	-0.31 0.00

Sezione: 83  
 Progressiva: 810.000  
 Q. Progetto: 302.409

Scala H 1/200.00  
 Scala V 1/200.00

300.00

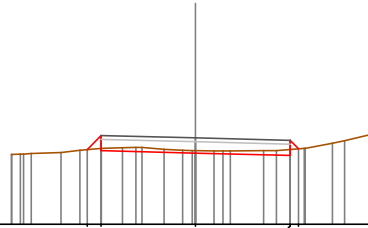


Quote	302.12 302.07	302.01	301.96 302.15
Parziali	0.35	2.50	2.50
Sviluppata Par.	0.49	2.50	2.50
Sviluppata	0.00 0.49	2.99	5.49 5.77
Progressiva	-2.85 -2.50	0.00	2.50 2.69
Dislivelli	0.00 -0.32	-0.07	-0.19 0.00

Sezione: 84  
 Progressiva: 813.428  
 Q. Progetto: 302.282

Scala H 1/200.00  
 Scala V 1/200.00

300.00

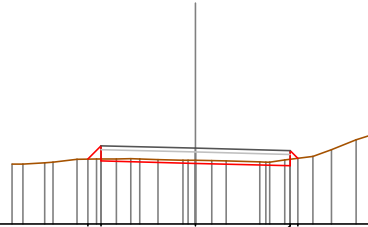


Quote	301.98 301.94	301.88	301.82 301.99
Parziali	0.37	2.50	2.50
Sviluppata Par.	0.52	2.50	2.50
Sviluppata	0.00 0.52	3.02	5.52 5.84
Progressiva	-2.87 -2.50	0.00	-2.50 -2.73
Dislivelli	-0.00 -0.34	-0.06	-0.16 0.00

Sezione: 85  
 Progressiva: 819.728  
 Q. Progetto: 302.004

Scala H 1/200.00  
 Scala V 1/200.00

300.00

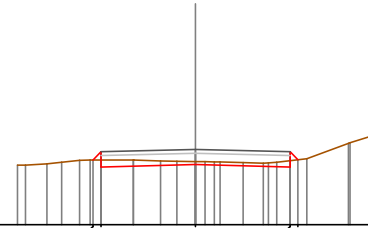


Quote	301.72 301.67	301.60	301.54 301.74
Parziali	0.35	2.50	2.50
Sviluppata Par.	0.50	2.50	2.50
Sviluppata	0.00 0.50	3.00	5.50 5.79
Progressiva	-2.85 -2.50	0.00	-2.50 -2.70
Dislivelli	-0.00 -0.34	-0.08	-0.17 0.00

Sezione: 86  
 Progressiva: 820.000  
 Q. Progetto: 301.991

Scala H 1/200.00  
 Scala V 1/200.00

300.00

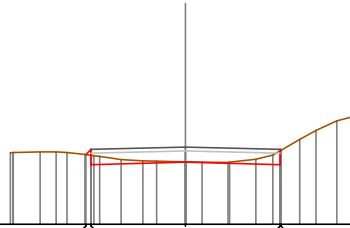


Quote	301.71 301.63	301.59	301.63 301.72
Parziali	0.30	2.50	2.50
Sviluppata Par.	0.30	2.50	2.50
Sviluppata	0.00 0.30	2.80	5.30 5.60
Progressiva	-2.71 -2.50	0.00	-2.50 -2.71
Dislivelli	-0.00 -0.21	-0.08	-0.16 -0.00

Sezione: 87  
 Progressiva: 840.000  
 Q. Progetto: 301.040

Scala H 1/200.00  
 Scala V 1/200.00

299.00

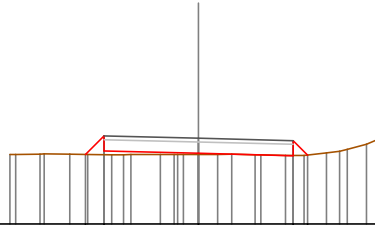


Quote	300.84 300.88	300.64	300.88 300.95
Parziali	2.50	2.50	
Sviluppata Par.	2.50	2.50	
Sviluppata	0.00 0.20	2.70	5.20 5.23
Progressiva	-2.64 -2.50	0.00	-2.50 -2.52
Dislivelli	0.00 0.16	-0.01	-0.36 0.00

Sezione: 88  
 Progressiva: 856.255  
 Q. Progetto: 300.268

Scala H 1/200.00  
 Scala V 1/200.00

298.00

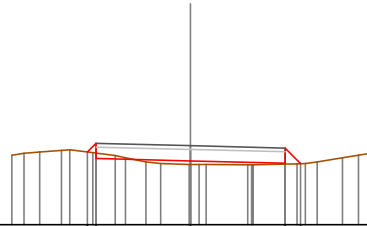


Quote	298.94 298.93	298.87	298.81 298.82
Parziali	0.49 0.70	2.50	2.50 0.38
Sviluppata Par.	0.70	2.50	0.54
Sviluppata	0.00 0.70	3.20	5.70 6.24
Progressiva	-2.99 -2.50	0.00	-2.50 -2.88
Dislivelli	-0.00 -0.50	0.03	-0.00 -0.00

Sezione: 89  
 Progressiva: 860.000  
 Q. Progetto: 300.090

Scala H 1/200.00  
 Scala V 1/200.00

298.00

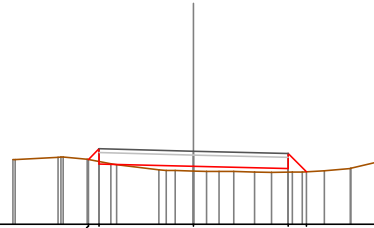


Quote	298.65 298.75	298.69	298.63 298.61
Parziali	0.25 0.33	2.50	2.50 0.41
Sviluppata Par.	0.33	2.50	0.58
Sviluppata	0.00 0.33	2.83	5.33 5.91
Progressiva	-2.73 -2.50	0.00	-2.50 -2.91
Dislivelli	0.00 -0.26	-0.09	0.03 -0.00

Sezione: 90  
 Progressiva: 863.340  
 Q. Progetto: 299.931

Scala H 1/200.00  
 Scala V 1/200.00

298.00

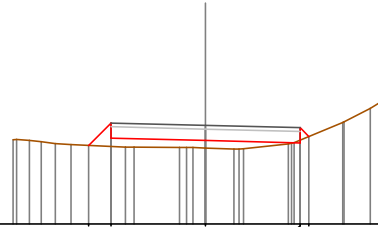


Quote	299.71	299.99	299.93	299.67	299.99
Parziali	0.28	2.50	2.50	0.48	
Sviluppata Par.	0.28	2.50	2.50	0.68	
Sviluppata	0.00	0.40	2.90	5.40	6.08
Progressiva	-2.78	-2.50	0.00	-2.50	-2.98
Dislivelli	0.00	-0.34	0.12	0.09	-0.00

Sezione: 91  
 Progressiva: 870.152  
 Q. Progetto: 299.607

Scala H 1/200.00  
 Scala V 1/200.00

297.00

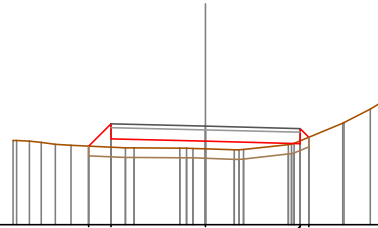


Quote	299.08	299.27	299.21	299.14	299.31
Parziali	0.59	2.50	2.50	0.35	
Sviluppata Par.	0.84	2.50	2.50	0.35	
Sviluppata	0.00	0.84	3.34	5.84	6.17
Progressiva	-3.09	-2.50	0.00	-2.50	-2.73
Dislivelli	-0.00	-0.62	-0.20	-0.07	0.00

Sezione: 91  
 Progressiva: 870.152  
 Q. Progetto: 299.607

Scala H 1/200.00  
 Scala V 1/200.00

297.00

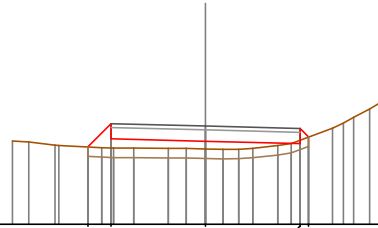


Quote	299.08	299.27	299.21	299.14	299.31
Parziali	0.59	2.50	2.50	0.35	
Sviluppata Par.	0.84	2.50	2.50	0.35	
Sviluppata	0.00	0.84	3.34	5.84	6.17
Progressiva	-3.09	-2.50	0.00	-2.50	-2.73
Dislivelli	-0.00	-0.62	-0.20	-0.07	0.00

Sezione: 92  
 Progressiva: 870.425  
 Q. Progetto: 299.594

Scala H 1/200.00  
 Scala V 1/200.00

297.00

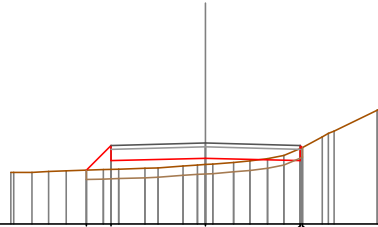


Quote	299.05	299.26	299.19	299.13	299.31
Parziali	0.61	2.50	2.50	0.26	
Sviluppata Par.	0.86	2.50	2.50	0.26	
Sviluppata	0.00	0.86	3.37	5.67	6.18
Progressiva	-3.11	-2.50	0.00	2.50	2.72
Dislivelli	0.00	0.64	0.20	-0.09	-0.00

Sezione: 93  
 Progressiva: 880.000  
 Q. Progetto: 299.139

Scala H 1/200.00  
 Scala V 1/200.00

297.00

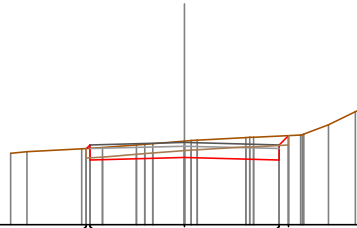


Quote	299.42	299.68	299.74	299.68	299.02
Parziali	0.65	2.50	2.50		
Sviluppata Par.	0.92	2.50	2.50		
Sviluppata	0.00	0.92	3.42	5.92	6.01
Progressiva	-3.15	-2.50	0.00	2.50	2.56
Dislivelli	0.00	0.63	0.17	-0.31	0.00

Sezione: 94  
 Progressiva: 900.000  
 Q. Progetto: 298.176

Scala H 1/200.00  
 Scala V 1/200.00

296.00

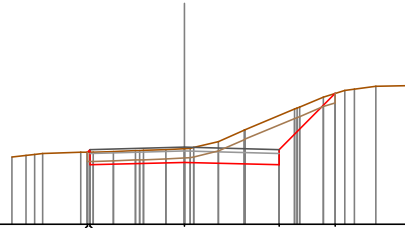


Quote	298.01	297.71	297.76	297.71	298.36
Parziali		2.50	2.50	0.25	
Sviluppata Par.		2.50	2.50	0.25	
Sviluppata	0.00	0.14	2.64	5.15	5.49
Progressiva	-2.60	-2.50	0.00	2.50	2.75
Dislivelli	0.00	0.10	-0.44	-0.63	-0.00

Sezione: 95  
 Progressiva: 920.000  
 Q. Progetto: 297.037

Scala H 1/200.00  
 Scala V 1/200.00

295.00

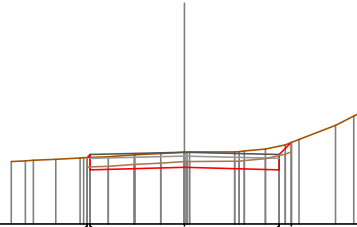


Quote	296.81 296.57	296.64	296.57	296.46
Parziali	2.50	2.50	1.48	
Sviluppata Par.	2.50	2.50	2.10	
Sviluppata	0.00 0.10	2.60	5.10	7.20
Progressiva	-2.57 -2.50	0.00	-2.50	-3.98
Dislivelli	0.00 0.07	-0.36	-1.30	0.00

Sezione: 96  
 Progressiva: 940.000  
 Q. Progetto: 295.897

Scala H 1/200.00  
 Scala V 1/200.00

294.00

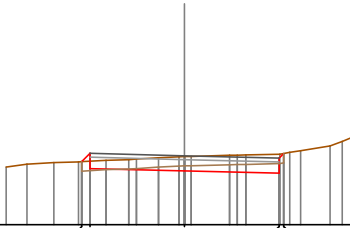


Quote	296.75 296.43	296.50	296.43 296.16
Parziali	2.50	2.50	0.32
Sviluppata Par.	2.50	2.50	0.15
Sviluppata	0.00 0.11	2.61	5.12 5.57
Progressiva	-2.68 -2.50	0.00	-2.50 -2.82
Dislivelli	0.00 0.08	-0.40	-0.62 0.00

Sezione: 97  
 Progressiva: 941.293  
 Q. Progetto: 295.823

Scala H 1/200.00  
 Scala V 1/200.00

294.00

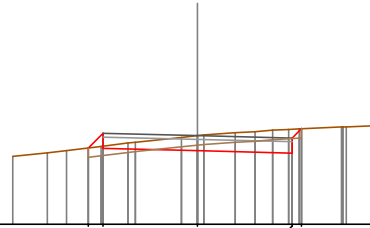


Quote	296.67 296.49	296.42	296.36 296.08
Parziali	0.82 2.50	2.50	
Sviluppata Par.	0.33 2.50	2.50	
Sviluppata	0.00 0.31	2.81	5.31 5.48
Progressiva	-2.72 -2.50	0.00	-2.50 -2.62
Dislivelli	-0.00 -0.21	-0.38	-0.50 0.00

Sezione: 98  
 Progressiva: 950.000  
 Q. Progetto: 295.342

Scala H 1/200.00  
 Scala V 1/200.00

293.00  

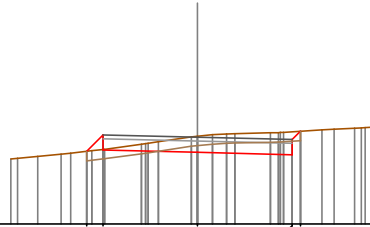



Quote	295.00	294.14	294.88	294.53
Parziali	0.39	2.50	2.50	0.35
Sviluppata Par.	0.55	2.50	2.50	0.35
Sviluppata	0.00	0.55	3.05	5.55
Progressiva	-2.89	-2.50	0.00	2.50
Dislivelli	0.00	-0.34	-0.40	-0.63
				2.75
				5.90

Sezione: 99  
 Progressiva: 951.021  
 Q. Progetto: 295.293

Scala H 1/200.00  
 Scala V 1/200.00

293.00  

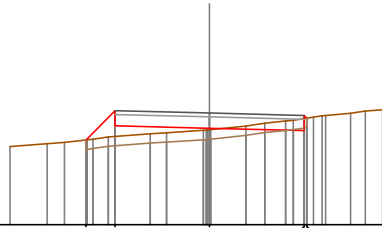



Quote	294.92	294.96	294.89	294.83	294.45
Parziali	0.44	2.50	2.50	0.35	
Sviluppata Par.	0.62	2.50	2.50	0.31	
Sviluppata	0.00	0.62	3.12	5.62	5.93
Progressiva	-2.94	-2.50	0.00	2.50	2.72
Dislivelli	0.00	-0.39	-0.43	-0.61	0.00
					2.72
					5.93

Sezione: 100  
 Progressiva: 960.000  
 Q. Progetto: 294.952

Scala H 1/200.00  
 Scala V 1/200.00

292.00  

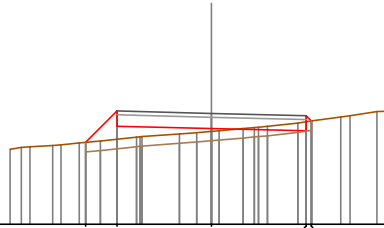
Quote	294.34	294.61	294.55	294.49	294.82
Parziali	0.78	2.50	2.50		
Sviluppata Par.	1.10	2.50	2.50		
Sviluppata	0.00	1.10	3.60	6.10	6.20
Progressiva	-3.28	-2.50	0.00	2.50	2.57
Dislivelli	0.00	-0.88	-0.04	-0.32	0.00
					2.57
					6.20



Sezione: 101  
 Progressiva: 960.749  
 Q. Progetto: 294.931

Scala H 1/200.00  
 Scala V 1/200.00

292.00

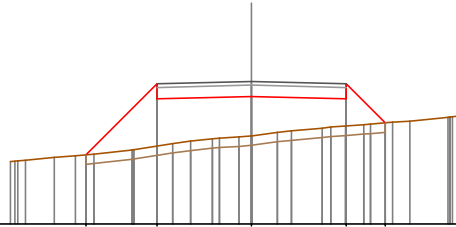


Quote		294.17	294.59	294.53	294.47	294.73
Parziali		0.83	2.50	2.50		
Sviluppata Par.		1.17	2.50	2.50		
Sviluppata		0.00	1.17	3.67	6.17	6.36
Progressiva		-3.33	-2.50	0.00	2.50	2.64
Dislivelli		-0.00	0.75	0.07	-0.24	0.00

Sezione: 102  
 Progressiva: 980.000  
 Q. Progetto: 294.771

Scala H 1/200.00  
 Scala V 1/200.00

291.00

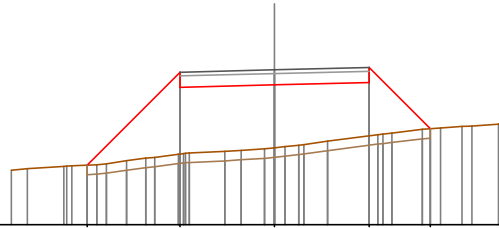


Quote		290.83	294.31	294.37	294.31	290.67
Parziali		1.88	2.50	2.50	1.04	
Sviluppata Par.		2.66	2.50	2.50	1.46	
Sviluppata		0.00	2.66	5.16	7.66	9.13
Progressiva		-4.38	-2.50	0.00	2.50	3.54
Dislivelli		-0.00	1.65	1.04	0.72	0.00

Sezione: 103  
 Progressiva: 993.362  
 Q. Progetto: 295.097

Scala H 1/200.00  
 Scala V 1/200.00

291.00

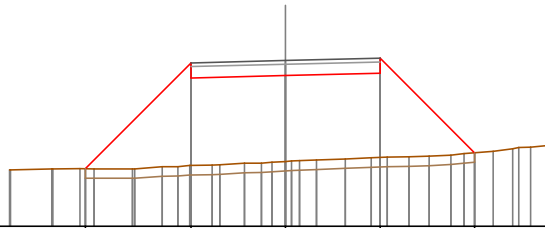


Quote		290.57	294.03	294.70	294.76	290.54
Parziali		2.46	2.50	2.50	1.62	
Sviluppata Par.		3.48	2.50	2.50	2.29	
Sviluppata		0.00	3.48	5.98	6.48	10.77
Progressiva		-4.96	-2.50	0.00	2.50	4.12
Dislivelli		-0.00	2.16	1.66	1.41	0.00

Sezione: 104  
 Progressiva: 999.830  
 Q. Progetto: 295.383

Scala H 1/200.00  
 Scala V 1/200.00

291.00  

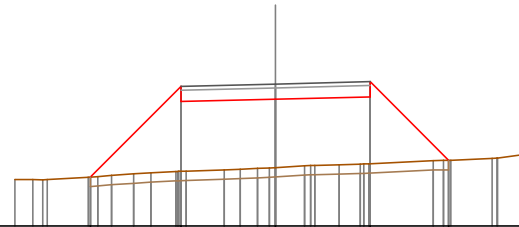



Quote	295.32	295.32	295.38	295.35	295.34
Parziali	2.80	2.50	2.50	2.50	
Sviluppata Par.	3.96	2.50	2.50	3.54	
Sviluppata	0.00	3.96	6.46	8.96	12.50
Progressiva	-5.30	-2.50	0.00	2.50	5.00
Dislivelli	0.00	2.72	2.27	2.23	0.00

Sezione: 105  
 Progressiva: 1006.298  
 Q. Progetto: 295.753

Scala H 1/200.00  
 Scala V 1/200.00

292.00  

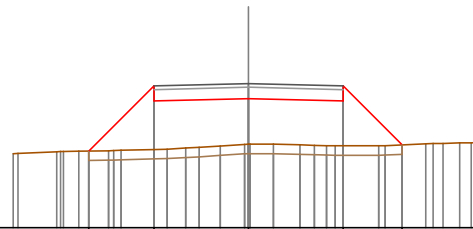



Quote	295.29	295.29	295.35	295.42	295.75
Parziali	2.40	2.50	2.50	2.08	
Sviluppata Par.	3.39	2.50	2.50	2.94	
Sviluppata	0.00	3.39	5.89	8.39	11.33
Progressiva	-4.90	-2.50	0.00	2.50	4.58
Dislivelli	0.00	2.24	1.81	1.77	0.00

Sezione: 106  
 Progressiva: 1020.000  
 Q. Progetto: 296.815

Scala H 1/200.00  
 Scala V 1/200.00

293.00  

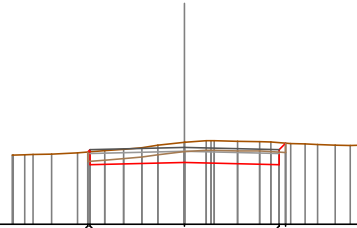



Quote	296.03	296.35	296.41	296.35	296.19
Parziali	1.73	2.50	2.50	1.56	
Sviluppata Par.	2.44	2.50	2.50	2.21	
Sviluppata	0.00	2.44	4.94	7.44	9.65
Progressiva	-4.23	-2.50	0.00	2.50	4.06
Dislivelli	0.00	1.68	1.21	1.18	0.00

Sezione: 107  
 Progressiva: 1040.000  
 Q. Progetto: 299.032

Scala H 1/200.00  
 Scala V 1/200.00

297.00

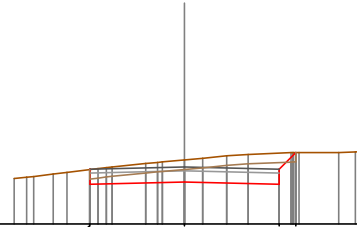


Quote		298.91	298.97	298.03	298.97	299.14
Parziali		2.50		2.50		
Sviluppata Par.		2.50		2.50		
Sviluppata		0.00	0.09	2.59	5.09	5.33
Progressiva		-2.56	-2.50	0.00	2.50	2.67
Dislivelli		0.00	0.06	-0.54	0.00	-0.59

Sezione: 108  
 Progressiva: 1060.000  
 Q. Progetto: 301.509

Scala H 1/200.00  
 Scala V 1/200.00

300.00

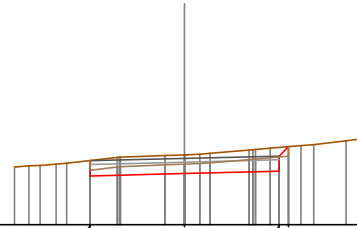


Quote		301.05	301.11	301.05	301.89
Parziali		2.50	2.50	0.44	
Sviluppata Par.		2.50	2.50	0.63	
Sviluppata		0.00	2.50	5.00	5.63
Progressiva		-2.51	0.00	2.50	2.94
Dislivelli		-0.00	-0.58	0.00	-0.63

Sezione: 109  
 Progressiva: 1061.979  
 Q. Progetto: 301.754

Scala H 1/200.00  
 Scala V 1/200.00

300.00

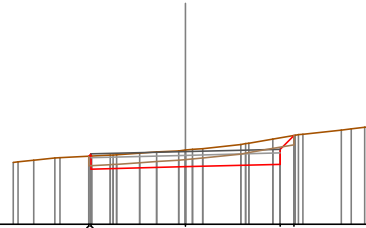


Quote		301.29	301.25	301.42	300.06
Parziali		2.50	2.50		
Sviluppata Par.		2.50	2.50		
Sviluppata		0.00	2.50	5.00	5.35
Progressiva		-2.50	0.00	2.50	2.75
Dislivelli		0.00	-0.49	0.00	-0.63

Sezione: 110  
 Progressiva: 1063.328  
 Q. Progetto: 301.921

Scala H 1/200.00  
 Scala V 1/200.00

300.00

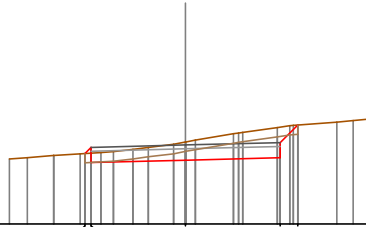


Quote	301.88 301.48	301.52	301.98 302.23
Parziali		2.50	2.50
Sviluppata Par.		2.50	2.50
Sviluppata	0.00 0.09	2.59	5.09 5.00
Progressiva	-2.56 -2.50	0.00	2.50 2.86
Dislivelli	0.00 0.06	-0.44	-0.70 -0.00

Sezione: 111  
 Progressiva: 1064.677  
 Q. Progetto: 302.088

Scala H 1/200.00  
 Scala V 1/200.00

300.00

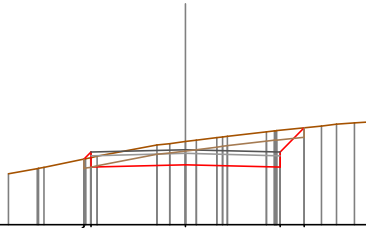


Quote	301.97 301.63	301.69	301.75 302.62
Parziali		2.50	2.50
Sviluppata Par.		2.50	2.50
Sviluppata	0.00 0.23	2.73	5.23 5.89
Progressiva	-2.66 -2.50	0.00	2.50 2.97
Dislivelli	0.00 0.15	-0.48	-0.81 -0.00

Sezione: 112  
 Progressiva: 1080.000  
 Q. Progetto: 303.986

Scala H 1/200.00  
 Scala V 1/200.00

302.00

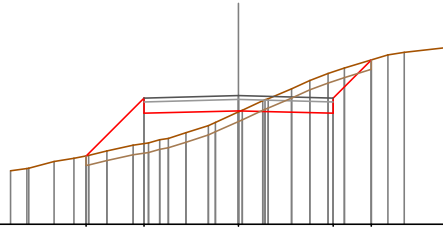


Quote	303.74 303.52	303.59	303.82 304.58
Parziali		2.50	2.50
Sviluppata Par.		2.50	2.50
Sviluppata	0.00 0.26	2.77	5.27 6.17
Progressiva	-2.89 -2.50	0.00	2.50 3.14
Dislivelli	0.00 -0.15	-0.61	-0.97 -0.00

Sezione: 113  
 Progressiva: 1100.000  
 Q. Progetto: 306.400

Scala H 1/200.00  
 Scala V 1/200.00

303.00

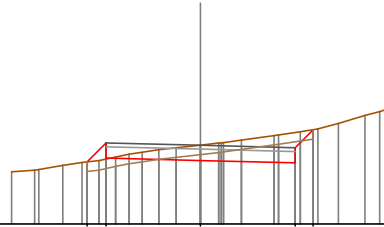


Quote		304.80	305.04	306.00	305.04	307.34
Parziali		1.53	2.50	2.50	1.01	
Sviluppata Par.		2.17	2.50	2.50	1.42	
Sviluppata		0.00	2.17	4.67	7.17	8.59
Progressiva		-4.03	-2.50	0.00	2.50	3.51
Dislivelli		-0.00	1.21	0.03	-1.09	0.00

Sezione: 114  
 Progressiva: 1118.963  
 Q. Progetto: 308.080

Scala H 1/200.00  
 Scala V 1/200.00

306.00

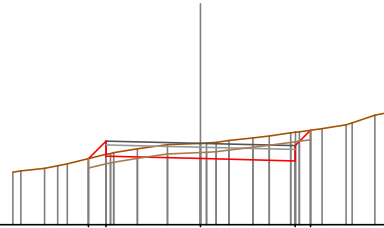


Quote		307.04	307.74	307.66	307.62	308.49
Parziali		0.50	2.50	2.50	0.47	
Sviluppata Par.		0.71	2.50	2.50	0.67	
Sviluppata		0.00	0.71	3.21	5.71	6.38
Progressiva		-3.00	-2.50	0.00	2.50	2.97
Dislivelli		0.00	0.42	-0.41	-0.80	0.00

Sezione: 115  
 Progressiva: 1120.000  
 Q. Progetto: 308.151

Scala H 1/200.00  
 Scala V 1/200.00

306.00

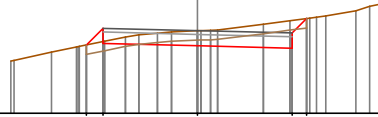


Quote		307.75	308.81	307.75	307.69	308.59
Parziali		0.47	2.50	2.50	0.41	
Sviluppata Par.		0.66	2.50	2.50	0.58	
Sviluppata		0.00	0.66	3.16	5.66	6.24
Progressiva		-2.97	-2.50	0.00	2.50	2.91
Dislivelli		0.00	0.35	-0.40	-0.75	0.00

Sezione: 116  
 Progressiva: 1120.499  
 Q. Progetto: 308.184

Scala H 1/200.00  
 Scala V 1/200.00

306.00

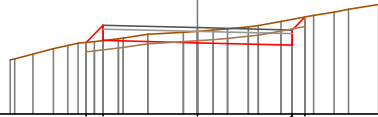


Quote		307.61 307.65	307.76	307.72 308.01
Parziali		0.44	2.50	2.50
Sviluppata Par.		0.62	2.50	0.54
Sviluppata		0.00	3.12	5.62
Progressiva		-2.94	-0.00	2.50
Dislivelli		-0.00	-0.40	-0.73
		0.35		0.00
		0.62		5.62
		2.50		2.88
				6.16

Sezione: 117  
 Progressiva: 1122.034  
 Q. Progetto: 308.283

Scala H 1/200.00  
 Scala V 1/200.00

306.00

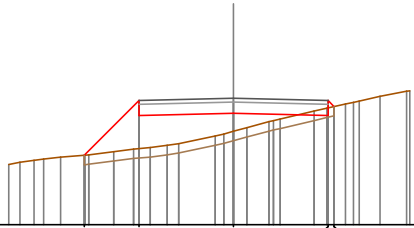


Quote		307.65 307.65	307.65	307.62 308.05
Parziali		0.45	2.50	2.50
Sviluppata Par.		0.64	2.50	0.34
Sviluppata		0.00	3.14	5.64
Progressiva		-2.95	-0.00	2.50
Dislivelli		-0.00	-0.30	-0.68
		0.40		0.00
		0.64		5.64
		2.50		2.84
				6.13

Sezione: 118  
 Progressiva: 1140.000  
 Q. Progetto: 309.347

Scala H 1/200.00  
 Scala V 1/200.00

306.00



Quote		307.83 308.88	308.95	308.88 309.13
Parziali		1.45	2.50	2.50
Sviluppata Par.		2.05	2.50	2.50
Sviluppata		0.00	4.55	7.05
Progressiva		-3.95	-0.00	2.50
Dislivelli		-0.00	-0.48	-0.21
		1.27		0.00
		2.05		7.05
		2.50		2.66
				7.28

Sezione: 119  
 Progressiva: 1148.352  
 Q. Progetto: 310.013

Scala H 1/200.00  
 Scala V 1/200.00

306.00

Quote	306.10	306.68	306.61	306.55	306.36
Parziali	1.97	2.50	2.50	0.84	0.59
Sviluppata Par.	2.79	2.50	2.50	0.84	0.59
Sviluppata	0.00	2.79	5.29	7.79	8.63
Progressiva	-4.47	-2.50	0.00	2.50	3.09
Dislivelli	-0.00	1.71	0.89	0.31	0.00

Sezione: 120  
 Progressiva: 1150.000  
 Q. Progetto: 310.161

Scala H 1/200.00  
 Scala V 1/200.00

306.00

Quote	306.01	306.82	306.76	306.70	306.40
Parziali	2.21	2.50	2.50	0.69	0.69
Sviluppata Par.	3.12	2.50	2.50	0.98	0.69
Sviluppata	0.00	3.12	5.62	6.13	9.11
Progressiva	-4.71	-2.50	0.00	2.50	3.19
Dislivelli	-0.00	1.86	1.02	0.42	0.00

Sezione: 121  
 Progressiva: 1152.198  
 Q. Progetto: 310.367

Scala H 1/200.00  
 Scala V 1/200.00

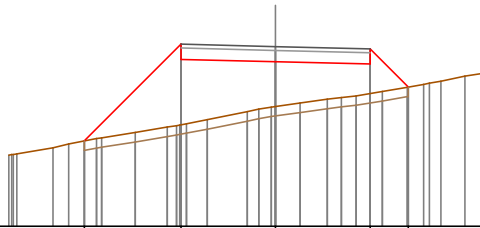
306.00

Quote	306.01	310.03	309.97	309.96	309.96
Parziali	2.42	2.50	2.50	0.75	0.75
Sviluppata Par.	3.42	2.50	2.50	1.06	0.75
Sviluppata	0.00	3.42	5.93	6.43	9.48
Progressiva	-4.92	-2.50	0.00	2.50	3.25
Dislivelli	-0.00	2.03	1.12	0.50	0.00

Sezione: 122  
 Progressiva: 1156.044  
 Q. Progetto: 310.751

Scala H 1/200.00  
 Scala V 1/200.00

306.00

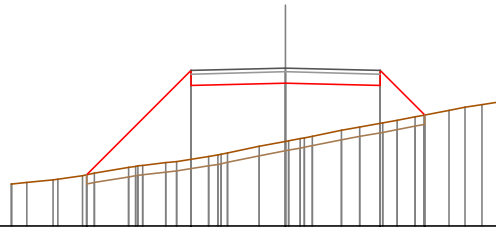


Quote	306.26	310.41	310.36	310.29	306.08
Parziali	2.56	2.50	2.50	1.01	
Sviluppata Par.	3.62	2.50	2.50	1.43	
Sviluppata	0.00	3.62	6.12	8.62	10.05
Progressiva	-5.06	-2.50	0.00	2.50	3.51
Dislivelli	0.00	2.13	1.18	0.78	0.00

Sezione: 123  
 Progressiva: 1160.000  
 Q. Progetto: 311.177

Scala H 1/200.00  
 Scala V 1/200.00

307.00

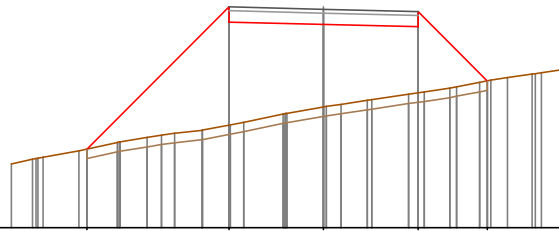


Quote	308.36	310.71	310.76	310.71	309.94
Parziali	2.76	2.50	2.50	1.18	
Sviluppata Par.	3.90	2.50	2.50	1.67	
Sviluppata	0.00	3.90	6.40	8.90	10.57
Progressiva	-5.26	-2.50	0.00	2.50	3.68
Dislivelli	0.00	2.35	1.54	1.00	0.00

Sezione: 124  
 Progressiva: 1172.804  
 Q. Progetto: 312.776

Scala H 1/200.00  
 Scala V 1/200.00

307.00



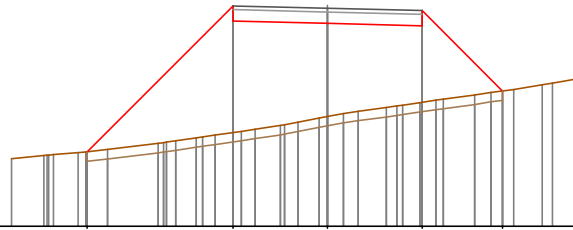
Quote	309.08	312.44	312.38	312.31	310.88
Parziali	3.76	2.50	2.50	1.83	
Sviluppata Par.	5.32	2.50	2.50	2.59	
Sviluppata	0.00	5.32	7.82	10.32	12.91
Progressiva	-6.26	-2.50	0.00	2.50	4.33
Dislivelli	0.00	3.12	2.18	1.75	0.00



Sezione: 125  
 Progressiva: 1180.000  
 Q. Progetto: 313.764

Scala H 1/200.00  
 Scala V 1/200.00

308.00

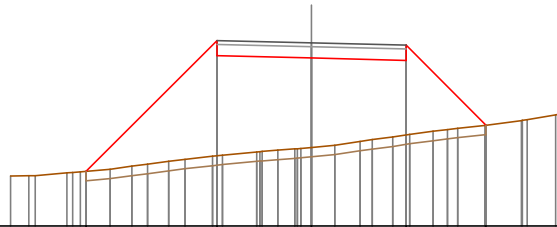


Quote		309.97	313.43	313.36	313.36	311.58
Parziali		3.86	2.50	2.50	2.13	
Sviluppata Par.		5.46	2.50	2.50	3.01	
Sviluppata	0.00	5.46	7.96	10.46	13.47	
Progressiva	-6.36	-2.50	0.00	2.50	4.63	
Dislivelli	0.00	3.35	2.46	2.02	0.00	

Sezione: 126  
 Progressiva: 1187.951  
 Q. Progetto: 314.842

Scala H 1/200.00  
 Scala V 1/200.00

310.00

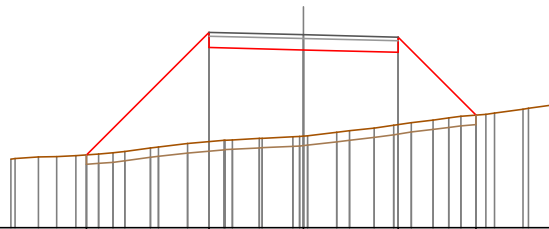


Quote		311.44	314.50	314.44	314.38	312.66
Parziali		3.46	2.50	2.50	2.11	
Sviluppata Par.		4.89	2.50	2.50	2.99	
Sviluppata	0.00	4.89	7.40	9.90	12.89	
Progressiva	-5.96	-2.50	0.00	2.50	4.61	
Dislivelli	0.00	3.05	2.36	1.97	0.00	

Sezione: 127  
 Progressiva: 1190.000  
 Q. Progetto: 315.104

Scala H 1/200.00  
 Scala V 1/200.00

310.00



Quote		311.92	314.77	314.70	314.64	312.88
Parziali		3.24	2.50	2.50	2.06	
Sviluppata Par.		4.59	2.50	2.50	2.92	
Sviluppata	0.00	4.59	7.09	9.59	12.50	
Progressiva	-5.74	-2.50	0.00	2.50	4.56	
Dislivelli	0.00	2.89	2.28	1.92	0.00	

Sezione: 128  
 Progressiva: 1200.000  
 Q. Progetto: 316.257

Scala H 1/200.00  
 Scala V 1/200.00

312.00

Quote	313.98	315.92	315.96	315.79	314.55
Parziali	2.44	2.50	2.50	1.67	
Sviluppata Par.	3.46	2.50	2.50	2.36	
Sviluppata	0.00	3.46	5.96	8.46	10.82
Progressiva	-4.94	-2.50	0.00	2.50	4.17
Dislivelli	0.00	2.16	1.51	1.32	0.00

Sezione: 129  
 Progressiva: 1203.098  
 Q. Progetto: 316.573

Scala H 1/200.00  
 Scala V 1/200.00

312.00

Quote	314.18	316.24	316.17	316.11	314.84
Parziali	2.46	2.50	2.50	1.67	
Sviluppata Par.	3.47	2.50	2.50	2.36	
Sviluppata	0.00	3.47	5.98	8.48	10.83
Progressiva	-4.96	-2.50	0.00	2.50	4.17
Dislivelli	0.00	2.03	1.47	1.30	0.00

Sezione: 130  
 Progressiva: 1207.739  
 Q. Progetto: 317.010

Scala H 1/200.00  
 Scala V 1/200.00

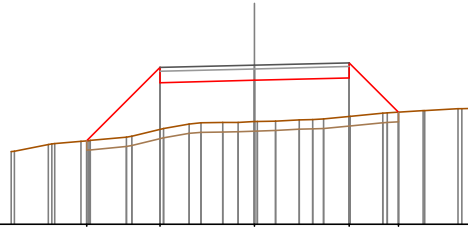
313.00

Quote	315.01	316.95	316.91	316.67	315.64
Parziali	1.94	2.50	2.50	1.44	
Sviluppata Par.	2.74	2.50	2.50	2.03	
Sviluppata	0.00	2.74	5.24	7.74	9.77
Progressiva	-4.44	-2.50	0.00	2.50	3.94
Dislivelli	0.00	1.68	1.19	1.08	0.00

Sezione: 131  
 Progressiva: 1210.000  
 Q. Progetto: 317.208

Scala H 1/200.00  
 Scala V 1/200.00

313.00  

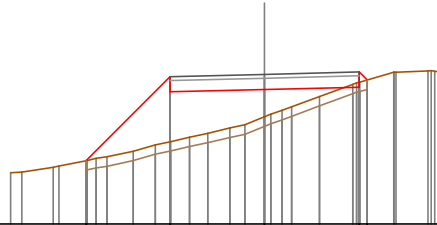



Quote	318.21	318.75	318.81	318.67	315.98
Parziali	1.94	2.50	2.50	1.31	
Sviluppata Par.	2.74	2.50	2.50	1.85	
Sviluppata	0.00	2.74	5.24	7.74	9.59
Progressiva	-4.44	-2.50	0.00	2.50	-3.81
Dislivelli	-0.00	1.64	1.09	1.02	-0.00

Sezione: 132  
 Progressiva: 1220.000  
 Q. Progetto: 317.956

Scala H 1/200.00  
 Scala V 1/200.00

314.00  

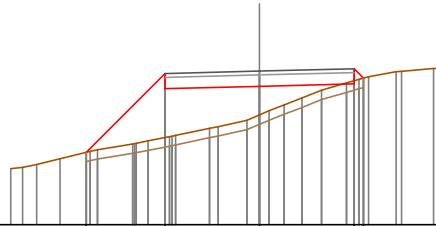



Quote	316.67	317.49	317.56	317.62	317.81
Parziali	2.22	2.50	2.50		
Sviluppata Par.	3.14	2.50	2.50		
Sviluppata	0.00	3.14	5.64	8.14	8.44
Progressiva	-4.72	-2.50	0.00	2.50	2.71
Dislivelli	0.00	1.72	0.72	-0.13	0.00

Sezione: 133  
 Progressiva: 1221.675  
 Q. Progetto: 318.061

Scala H 1/200.00  
 Scala V 1/200.00

314.00  

Quote	315.92	317.60	317.66	317.72	317.88
Parziali	2.08	2.50	2.50		
Sviluppata Par.	2.95	2.50	2.50		
Sviluppata	0.00	2.95	5.45	7.95	8.30
Progressiva	-4.58	-2.50	0.00	2.50	2.75
Dislivelli	0.00	1.70	0.75	-0.09	-0.00

Sezione: 134  
 Progressiva: 1230.000  
 Q. Progetto: 318.503

Scala H 1/200.00  
 Scala V 1/200.00

315.00

Quote		317.18	318.04	318.10	318.17	318.24
Parziali		1.26	2.50	2.50	0.32	
Sviluppata Par.		1.78	2.50	2.50	0.62	
Sviluppata		0.00	1.78	4.28	6.78	7.24
Progressiva		-3.76	-2.50	0.00	2.50	2.82
Dislivelli		0.00	0.79	-0.26	-0.09	0.00

Sezione: 135  
 Progressiva: 1235.611  
 Q. Progetto: 318.721

Scala H 1/200.00  
 Scala V 1/200.00

316.00

Quote		318.05	318.26	318.32	318.38	318.49
Parziali		0.61	2.50	2.50	0.25	
Sviluppata Par.		0.87	2.50	2.50	0.41	
Sviluppata		0.00	0.87	3.37	5.87	6.28
Progressiva		-3.11	-2.50	0.00	2.50	2.79
Dislivelli		0.00	0.59	0.06	-0.10	0.00

Sezione: 136  
 Progressiva: 1240.000  
 Q. Progetto: 318.849

Scala H 1/200.00  
 Scala V 1/200.00

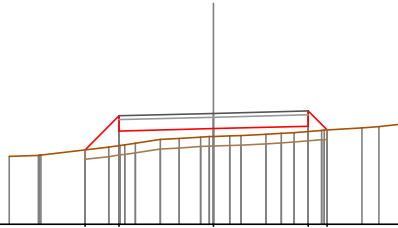
316.00

Quote		318.12	318.39	318.45	318.39	318.56
Parziali		0.67	2.50	2.50	0.25	
Sviluppata Par.		0.94	2.50	2.50	0.33	
Sviluppata		0.00	0.94	3.44	5.94	6.27
Progressiva		-3.17	-2.50	0.00	2.50	2.73
Dislivelli		0.00	0.63	0.06	-0.14	0.00

Sezione: 137  
 Progressiva: 1243.899  
 Q. Progetto: 318.929

Scala H 1/200.00  
 Scala V 1/200.00

316.00  

Quote		317.96	318.47	318.03	318.99	318.49
Parziali		0.90	2.50	2.50	0.50	
Sviluppata Par.		1.28	2.50	2.50	0.71	
Sviluppata		0.00	1.28	3.78	6.28	6.98
Progressiva		-3.40	-2.50	0.00	2.50	3.00
Dislivelli		0.00	0.79	0.21	0.14	-0.00

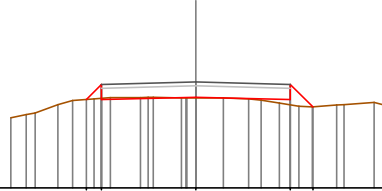
**SEZIONI TRASVERSALI**  
**Profilo longitudinale tratto 5-6**  
**Viabilità di impianto postazione aerogeneratore**  
**WTG03**

<b>DISEGNI DI RIFERIMENTO</b>	
<b>TAVOLA</b>	<b>DESCRIZIONE</b>
WGG-TC8	Viabilità e piazzole - Planimetria di progetto-Fase di cantiere
WGG-TC11-b	Profili longitudinali viabilità di impianto

Sezione: 1  
 Progressiva: 0.000  
 Q. Progetto: 268.800

Scala H 1/200.00  
 Scala V 1/200.00

266.00

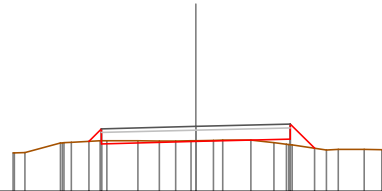


Quote	266.34	266.34	266.40	266.34	266.14
Parziali	0.40	2.50	2.50	0.60	
Sviluppata Par.	0.56	2.50	2.50	0.84	
Sviluppata	0.00	0.56	3.06	5.56	6.40
Progressiva	-2.90	-2.50	0.00	2.50	3.10
Dislivelli	0.00	0.37	0.02	0.14	0.00

Sezione: 2  
 Progressiva: 1.452  
 Q. Progetto: 268.715

Scala H 1/200.00  
 Scala V 1/200.00

267.00

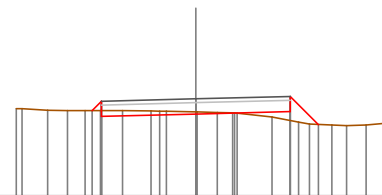


Quote	266.82	266.82	266.82	266.88	266.14
Parziali	0.33	2.50	2.50	0.64	
Sviluppata Par.	0.17	2.50	2.50	0.90	
Sviluppata	0.00	0.47	2.97	5.47	6.37
Progressiva	-2.83	-2.50	0.00	2.50	3.14
Dislivelli	0.00	0.31	-0.02	0.15	0.00

Sezione: 3  
 Progressiva: 4.123  
 Q. Progetto: 268.559

Scala H 1/200.00  
 Scala V 1/200.00

266.00

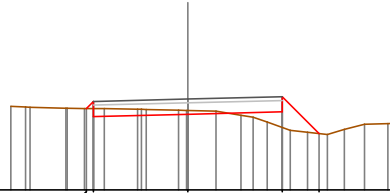


Quote	266.82	266.10	266.16	266.82	267.88
Parziali	0.25	2.50	2.50	0.74	
Sviluppata Par.	0.35	2.50	2.50	1.05	
Sviluppata	0.00	0.35	2.85	5.35	6.40
Progressiva	-2.75	-2.50	0.00	2.50	3.24
Dislivelli	0.00	0.25	-0.05	0.23	-0.00

Sezione: 4  
 Progressiva: 6.793  
 Q. Progetto: 268.403

Scala H 1/200.00  
 Scala V 1/200.00

266.00

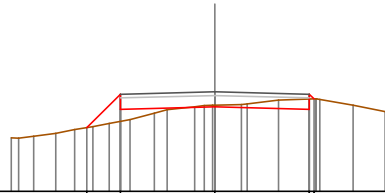


Quote		268.15 267.94	268.00	268.07 267.49
Parziali		2.50	2.50	0.97
Sviluppata Par.		2.50	2.50	1.38
Sviluppata		0.00 0.26	2.76	5.26 6.64
Progressiva		-2.69 -2.50	0.00	2.50 3.47
Dislivelli		0.00 -0.19	-0.10	0.42 -0.00

Sezione: 5  
 Progressiva: 20.000  
 Q. Progetto: 267.630

Scala H 1/200.00  
 Scala V 1/200.00

265.00

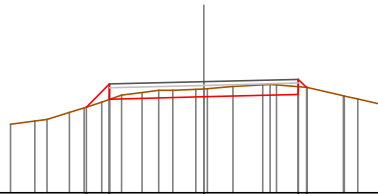


Quote		266.08 267.17	267.23	267.17 267.44
Parziali		0.89	2.50	2.50
Sviluppata Par.		1.25	2.50	2.50
Sviluppata		0.00 1.25	3.75	6.25 6.43
Progressiva		-3.39 -2.50	0.00	2.50 2.63
Dislivelli		0.00 -0.72	-0.05	-0.27 0.00

Sezione: 6  
 Progressiva: 31.899  
 Q. Progetto: 266.934

Scala H 1/200.00  
 Scala V 1/200.00

264.00



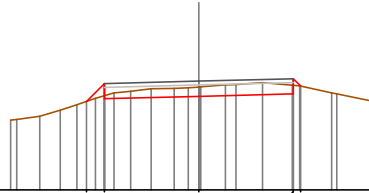
Quote		266.26 266.67	266.63	266.60 266.19
Parziali		0.61	2.50	2.50
Sviluppata Par.		0.86	2.50	2.50
Sviluppata		0.00 0.86	3.37	5.87 6.17
Progressiva		-3.11 -2.50	0.00	2.50 2.72
Dislivelli		0.00 -0.40	-0.21	-0.20 0.00



Sezione: 7  
 Progressiva: 32.904  
 Q. Progetto: 266.875

Scala H 1/200.00  
 Scala V 1/200.00

264.00

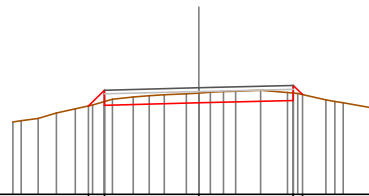


Quote	266.34 266.41	266.48	266.54 266.75
Parziali	0.48	2.50	2.50
Sviluppata Par.	0.67	2.50	2.50
Sviluppata	0.00 0.67	3.17	5.67 5.94
Progressiva	-2.98 -2.50	0.00	2.50 2.89
Dislivelli	0.00 -0.32	-0.24	-0.23 -0.00

Sezione: 8  
 Progressiva: 33.909  
 Q. Progetto: 266.817

Scala H 1/200.00  
 Scala V 1/200.00

264.00

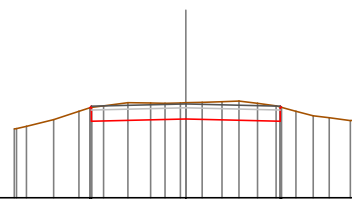


Quote	266.34 266.35	266.42	266.48 266.64
Parziali	0.42	2.50	2.50
Sviluppata Par.	0.59	2.50	2.50
Sviluppata	0.00 0.59	3.09	5.59 5.93
Progressiva	-2.92 -2.50	0.00	2.50 2.74
Dislivelli	0.00 -0.30	-0.26	-0.20 -0.00

Sezione: 9  
 Progressiva: 40.000  
 Q. Progetto: 266.479

Scala H 1/200.00  
 Scala V 1/200.00

264.00

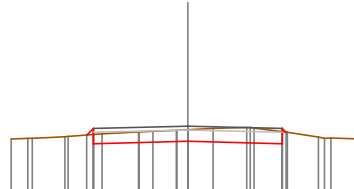


Quote	266.37 266.62	266.68	266.62 266.59
Parziali		2.50	2.50
Sviluppata Par.		2.50	2.50
Sviluppata	0.00 0.06	2.56	5.06 5.10
Progressiva	-2.54 -2.50	0.00	2.50 2.53
Dislivelli	0.00 0.03	-0.43	-0.38 0.00

Sezione: 10  
 Progressiva: 60.000  
 Q. Progetto: 265.686

Scala H 1/200.00  
 Scala V 1/200.00

264.00

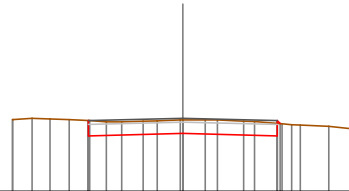


Quote	265.45 265.22	265.29	265.25 265.53
Parziali	2.50	2.50	
Sviluppata Par.	2.50	2.50	
Sviluppata	0.00 0.25	2.75	5.25 5.98
Progressiva	-2.68 -2.50	0.00	2.50 2.60
Dislivelli	0.00 0.16	-0.31	-0.32 0.00

Sezione: 11  
 Progressiva: 80.000  
 Q. Progetto: 264.929

Scala H 1/200.00  
 Scala V 1/200.00

263.00

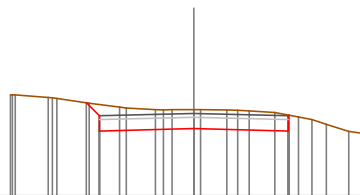


Quote	264.47	264.53	264.47 264.79
Parziali	2.50	2.50	
Sviluppata Par.	2.50	2.50	
Sviluppata	0.00	2.50	5.00 5.11
Progressiva	-2.51	0.00	2.50 2.57
Dislivelli	0.00	-0.35	-0.33 -0.00

Sezione: 12  
 Progressiva: 100.000  
 Q. Progetto: 264.172

Scala H 1/200.00  
 Scala V 1/200.00

262.00

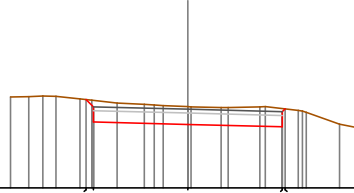


Quote	264.48 263.71	263.77	263.71 264.71
Parziali	0.35	2.50	2.50
Sviluppata Par.	0.49	2.50	2.50
Sviluppata	0.00 0.49	2.99	5.49
Progressiva	-2.85 -2.50	0.00	2.50
Dislivelli	0.00 -0.30	-0.50	-0.42

Sezione: 13  
 Progressiva: 102.432  
 Q. Progetto: 264.080

Scala H 1/200.00  
 Scala V 1/200.00

262.00

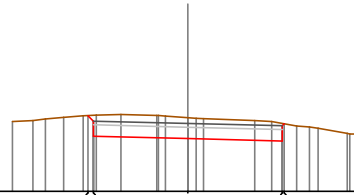


Quote	264.34 263.74	263.08	263.62 264.09
Parziali	2.50	2.50	
Sviluppata Par.	2.50	2.50	
Sviluppata	0.00 0.28	2.78	5.28 5.98
Progressiva	-2.69 -2.50	0.00	2.50 2.57
Dislivelli	0.00 -0.17	-0.47	-0.46 -0.00

Sezione: 14  
 Progressiva: 110.000  
 Q. Progetto: 263.794

Scala H 1/200.00  
 Scala V 1/200.00

262.00

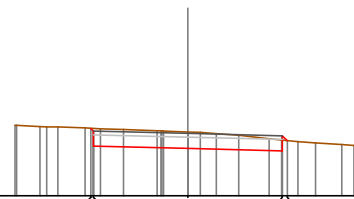


Quote	264.00 263.46	263.39	263.93 263.78
Parziali	2.50	2.50	
Sviluppata Par.	2.50	2.50	
Sviluppata	0.00 0.20	2.70	5.21 5.28
Progressiva	-2.64 -2.50	0.00	2.50 2.55
Dislivelli	-0.00 -0.15	-0.55	-0.46 0.00

Sezione: 15  
 Progressiva: 113.921  
 Q. Progetto: 263.646

Scala H 1/200.00  
 Scala V 1/200.00

262.00

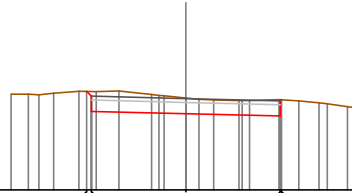


Quote	263.78 263.31	263.25	263.18 263.46
Parziali	2.50	2.50	
Sviluppata Par.	2.50	2.50	
Sviluppata	0.00 0.10	2.60	5.10 5.28
Progressiva	-2.57 -2.50	0.00	2.50 2.63
Dislivelli	0.00 -0.07	-0.44	-0.28 0.00

Sezione: 16  
 Progressiva: 120.000  
 Q. Progetto: 263.416

Scala H 1/200.00  
 Scala V 1/200.00

261.00

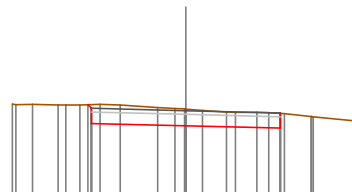


Quote		260.60 260.68	260.02	260.96 260.38
Parziali		2.50	2.50	
Sviluppata Par.		2.50	2.50	
Sviluppata		0.00 0.18	2.68	5.18 5.23
Progressiva		-2.63 -2.50	0.00	2.50 2.53
Dislivelli		0.00 -0.12	-0.42	-0.43 -0.00

Sezione: 17  
 Progressiva: 125.410  
 Q. Progetto: 263.211

Scala H 1/200.00  
 Scala V 1/200.00

261.00

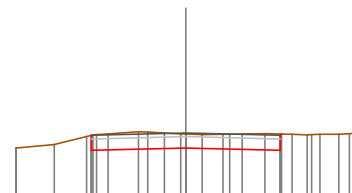


Quote		260.37 260.67	260.81	260.75 260.75
Parziali		2.50	2.50	
Sviluppata Par.		2.50	2.50	
Sviluppata		0.00 0.13	2.63	5.13
Progressiva		-2.59 -2.50	0.00	2.50
Dislivelli		0.00 -0.10	-0.44	-0.39

Sezione: 18  
 Progressiva: 140.000  
 Q. Progetto: 262.659

Scala H 1/200.00  
 Scala V 1/200.00

261.00

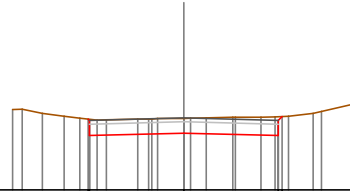


Quote		260.20 260.20	260.28	260.20 260.60
Parziali		2.50	2.50	
Sviluppata Par.		2.50	2.50	
Sviluppata		0.00	2.50	5.00 5.04
Progressiva		-2.50	0.00	2.50 2.53
Dislivelli		0.00	-0.37	-0.43 0.00

Sezione: 19  
 Progressiva: 160.000  
 Q. Progetto: 261.902

Scala H 1/200.00  
 Scala V 1/200.00

260.00

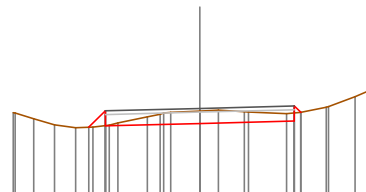


Quote		261.87 261.44	261.50	261.44 261.94
Parziali		2.50	2.50	
Sviluppata Par.		2.50	2.50	
Sviluppata		0.00 0.04	2.54	5.05 5.19
Progressiva		-2.53 -2.50	0.00	2.50 2.60
Dislivelli		0.00 -0.03	-0.39	-0.49 -0.00

Sezione: 20  
 Progressiva: 176.682  
 Q. Progetto: 261.271

Scala H 1/200.00  
 Scala V 1/200.00

259.00

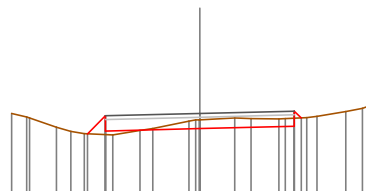


Quote		260.77 260.81	260.87	260.93 261.18
Parziali		0.44	2.50	2.50
Sviluppata Par.		0.62	2.50	2.50
Sviluppata		0.00 0.62	3.12	5.62 5.96
Progressiva		-2.94 -2.50	0.00	2.50 2.67
Dislivelli		0.00 0.40	-0.33	-0.22 0.00

Sezione: 21  
 Progressiva: 179.283  
 Q. Progetto: 261.173

Scala H 1/200.00  
 Scala V 1/200.00

259.00

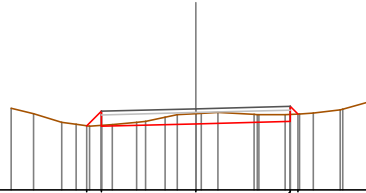


Quote		260.63 260.71	260.77	260.84 261.08
Parziali		0.48	2.50	2.50
Sviluppata Par.		0.67	2.50	2.50
Sviluppata		0.00 0.67	3.17	5.68 5.93
Progressiva		-2.98 -2.50	0.00	2.50 2.68
Dislivelli		-0.00 0.50	-0.23	-0.21 0.00

Sezione: 22  
 Progressiva: 180.000  
 Q. Progetto: 261.146

Scala H 1/200.00  
 Scala V 1/200.00

259.00

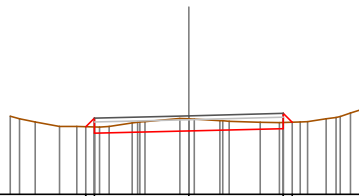


Quote	260.69 260.68	260.75	260.81 260.81
Parziali	0.39	2.50	2.50
Sviluppata Par.	0.55	2.50	2.50
Sviluppata	0.00 0.55	3.05	5.55 5.64
Progressiva	-2.69 -2.50	0.00	2.50 2.70
Dislivelli	0.00 0.38	-0.27	-0.19 0.00

Sezione: 23  
 Progressiva: 181.883  
 Q. Progetto: 261.074

Scala H 1/200.00  
 Scala V 1/200.00

259.00

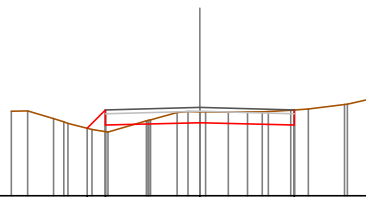


Quote	260.79 260.61	260.67	260.74 260.61
Parziali	0.32	2.50	2.50
Sviluppata Par.	0.32	2.50	2.50
Sviluppata	0.00 0.32	2.82	5.32 5.65
Progressiva	-2.73 -2.50	0.00	2.50 2.73
Dislivelli	0.00 0.23	-0.32	-0.16 0.00

Sezione: 24  
 Progressiva: 200.000  
 Q. Progetto: 260.330

Scala H 1/200.00  
 Scala V 1/200.00

258.00

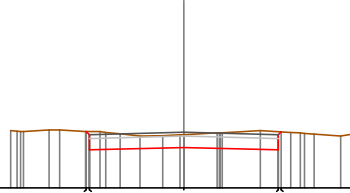


Quote	259.78 259.87	259.93	259.87 259.87
Parziali	0.48	2.50	2.50
Sviluppata Par.	0.69	2.50	2.50
Sviluppata	0.00 0.69	3.19	5.69
Progressiva	-2.98 -2.50	0.00	2.50
Dislivelli	0.00 0.57	-0.29	-0.40

Sezione: 25  
 Progressiva: 220.000  
 Q. Progetto: 259.471

Scala H 1/200.00  
 Scala V 1/200.00

258.00  

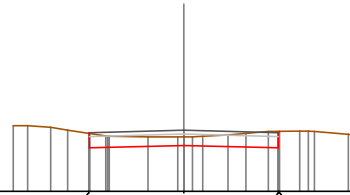



Quote		259.49 259.01	259.07	259.01 259.48
Parziali		2.50	2.50	
Sviluppata Par.		2.50	2.50	
Sviluppata		0.00 0.12	2.62	5.12 5.23
Progressiva		-2.58 -2.50	0.00	2.50 2.57
Dislivelli		0.00 -0.08	-0.34	-0.48 0.00

Sezione: 26  
 Progressiva: 240.000  
 Q. Progetto: 258.611

Scala H 1/200.00  
 Scala V 1/200.00

257.00  

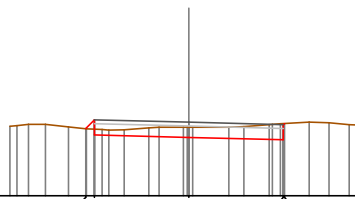



Quote		258.15	258.21	258.15 258.58
Parziali		2.50	2.50	
Sviluppata Par.		2.50	2.50	
Sviluppata		0.00	2.50	5.00 5.05
Progressiva		-2.52	0.00	2.50 2.53
Dislivelli		0.00	-0.23	-0.43 0.00

Sezione: 27  
 Progressiva: 255.647  
 Q. Progetto: 257.939

Scala H 1/200.00  
 Scala V 1/200.00

256.00  

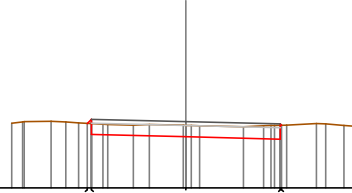



Quote		257.77 257.60	257.54	257.48 257.90
Parziali		0.33 2.50	2.50	
Sviluppata Par.		0.33 2.50	2.50	
Sviluppata		0.00 0.33	2.83	5.33 5.37
Progressiva		-2.73 -2.50	0.00	2.50 2.53
Dislivelli		0.00 -0.24	-0.27	-0.43 -0.00

Sezione: 28  
 Progressiva: 260.000  
 Q. Progetto: 257.752

Scala H 1/200.00  
 Scala V 1/200.00

256.00

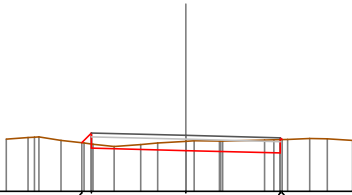


Quote	257.70 257.41	257.35	257.29 257.06
Parziali	2.50	2.50	
Sviluppata Par.	2.50	2.50	
Sviluppata	0.00 0.16	2.56	5.16 5.20
Progressiva	-2.61 -2.50	0.00	2.50 2.55
Dislivelli	0.00 0.12	-0.30	-0.37 0.00

Sezione: 29  
 Progressiva: 266.418  
 Q. Progetto: 257.476

Scala H 1/200.00  
 Scala V 1/200.00

256.00

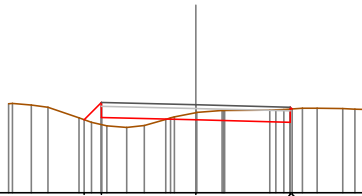


Quote	257.29 257.14	257.08	257.01 257.37
Parziali	2.50	2.50	
Sviluppata Par.	2.50	2.50	
Sviluppata	0.00 0.36	2.56	5.36 5.43
Progressiva	-2.75 -2.50	0.00	2.50 2.55
Dislivelli	0.00 0.29	-0.24	-0.35 0.00

Sezione: 30  
 Progressiva: 270.000  
 Q. Progetto: 257.323

Scala H 1/200.00  
 Scala V 1/200.00

255.00



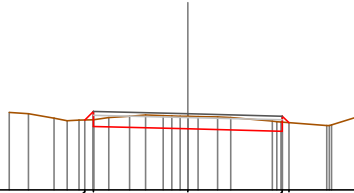
Quote	258.03 258.98	258.02	258.06 257.21
Parziali	0.46	2.50	2.50
Sviluppata Par.	0.64	2.50	2.50
Sviluppata	0.00 0.64	3.15	5.65 5.71
Progressiva	-2.96 -2.50	0.00	2.50 2.55
Dislivelli	0.00 0.59	-0.19	-0.35 0.00



Sezione: 31  
 Progressiva: 277.189  
 Q. Progetto: 257.014

Scala H 1/200.00  
 Scala V 1/200.00

255.00

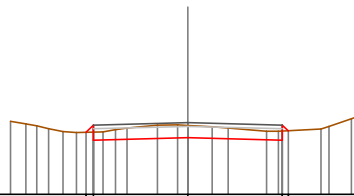


Quote	256.86 256.88	256.61	256.45 256.76
Parziali	2.50	2.50	
Sviluppata Par.	2.50	2.50	
Sviluppata	0.00 0.32	2.82	5.32 5.57
Progressiva	-2.73 -2.50	0.00	2.50 2.87
Dislivelli	0.00 0.22	-0.33	-0.24 0.00

Sezione: 32  
 Progressiva: 280.000  
 Q. Progetto: 256.893

Scala H 1/200.00  
 Scala V 1/200.00

255.00

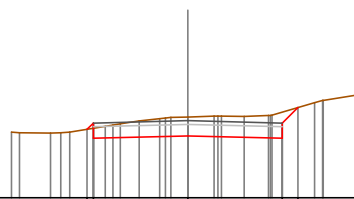


Quote	256.64 256.43	256.49	256.43 256.88
Parziali	2.50	2.50	
Sviluppata Par.	2.50	2.50	
Sviluppata	0.00 0.27	2.77	5.27 5.49
Progressiva	-2.69 -2.50	0.00	2.50 2.65
Dislivelli	-0.00 0.19	-0.33	-0.24 0.00

Sezione: 33  
 Progressiva: 300.000  
 Q. Progetto: 256.034

Scala H 1/200.00  
 Scala V 1/200.00

254.00

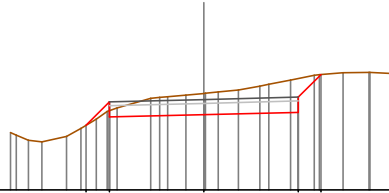


Quote	255.81 255.57	255.63	255.57 256.38
Parziali	2.50	2.50	0.41
Sviluppata Par.	2.50	2.50	0.58
Sviluppata	0.00 0.23	2.74	5.24 5.81
Progressiva	-2.67 -2.50	0.00	2.50 2.91
Dislivelli	-0.00 0.14	-0.50	-0.69 0.00

Sezione: 34  
 Progressiva: 315.312  
 Q. Progetto: 255.390

Scala H 1/200.00  
 Scala V 1/200.00

253.00

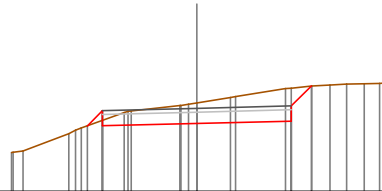


Quote	254.71 254.93	254.99	255.05 255.05
Parziali	0.62	2.50	2.50 0.60
Sviluppata Par.	0.87	2.50	2.50 0.85
Sviluppata	0.00 0.87	3.37	5.87 6.72
Progressiva	-3.12 -2.50	0.00	-2.50 -3.10
Dislivelli	-0.00 0.23	-0.56	-0.89 0.00

Sezione: 35  
 Progressiva: 320.000  
 Q. Progetto: 255.192

Scala H 1/200.00  
 Scala V 1/200.00

253.00

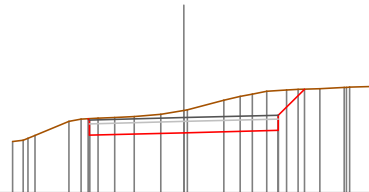


Quote	254.73 254.73	254.79	255.05 255.78
Parziali	0.40	2.50	2.50 0.53
Sviluppata Par.	0.57	2.50	2.50 0.75
Sviluppata	0.00 0.57	3.07	5.57 6.31
Progressiva	-2.90 -2.50	0.00	-2.50 -3.03
Dislivelli	0.00 0.26	-0.54	-0.87 -0.00

Sezione: 36  
 Progressiva: 324.967  
 Q. Progetto: 254.983

Scala H 1/200.00  
 Scala V 1/200.00

253.00

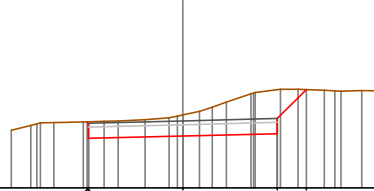


Quote	254.68 254.62	254.68	254.65 255.73
Parziali	0.05	2.50	2.50 0.69
Sviluppata Par.	0.05	2.50	2.50 0.97
Sviluppata	0.00 0.05	2.55	5.05 6.02
Progressiva	-2.53 -2.50	0.00	-2.50 -3.19
Dislivelli	0.00 -0.03	-0.59	-1.05 0.00

Sezione: 37  
 Progressiva: 330.000  
 Q. Progetto: 254.771

Scala H 1/200.00  
 Scala V 1/200.00

253.00  

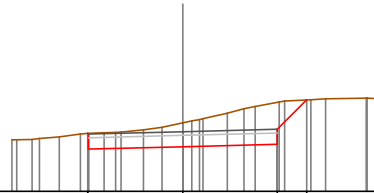



Quote		254.75 254.31	254.37	254.43 255.00
Parziali		2.50	2.50	0.76
Sviluppata Par.		2.50	2.50	1.08
Sviluppata		0.00 0.05	2.55	5.05 6.13
Progressiva		-2.54 -2.50	0.00	-2.50 -3.26
Dislivelli		0.00 -0.04	-0.56	-1.16 -0.00

Sezione: 38  
 Progressiva: 334.622  
 Q. Progetto: 254.577

Scala H 1/200.00  
 Scala V 1/200.00

253.00  

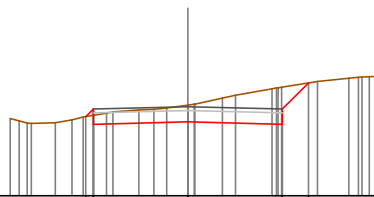



Quote		254.11	254.18	254.24 254.82
Parziali		2.50	2.50	0.78
Sviluppata Par.		2.50	2.50	1.10
Sviluppata		0.00	2.50	5.00 6.10
Progressiva		-2.52	0.00	-2.50 -3.28
Dislivelli		-0.00	-0.63	-1.11 -0.00

Sezione: 39  
 Progressiva: 340.000  
 Q. Progetto: 254.350

Scala H 1/200.00  
 Scala V 1/200.00

252.00  

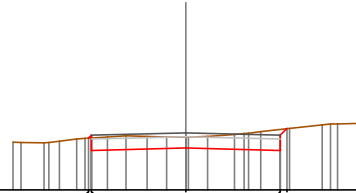



Quote		254.09 253.88	253.95	253.89 254.88
Parziali		0.30 2.50	2.50	0.69
Sviluppata Par.		0.30 2.50	2.50	0.98
Sviluppata		0.00 0.28	2.78	5.28 6.26
Progressiva		-2.70 -2.50	0.00	-2.50 -3.19
Dislivelli		-0.00 -0.17	-0.45	-0.98 -0.00

Sezione: 40  
 Progressiva: 360.000  
 Q. Progetto: 253.508

Scala H 1/200.00  
 Scala V 1/200.00

252.00

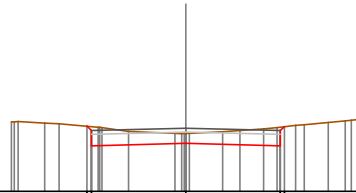


Quote	253.37 253.65	253.11	253.05 253.65
Parziali	2.50	2.50	
Sviluppata Par.	2.50	2.50	
Sviluppata	0.00 0.11	2.61	5.11 5.36
Progressiva	-2.58 -2.50	0.00	2.50 2.68
Dislivelli	-0.00 0.07	-0.29	-0.56 0.00

Sezione: 41  
 Progressiva: 380.000  
 Q. Progetto: 252.666

Scala H 1/200.00  
 Scala V 1/200.00

251.00

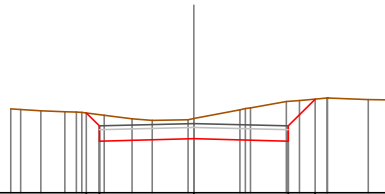


Quote	252.72 252.20	252.27	252.20 252.71
Parziali	2.50	2.50	
Sviluppata Par.	2.50	2.50	
Sviluppata	0.00 0.17	2.67	5.17 5.31
Progressiva	-2.62 -2.50	0.00	2.50 2.60
Dislivelli	-0.00 -0.11	-0.26	-0.49 0.00

Sezione: 42  
 Progressiva: 400.000  
 Q. Progetto: 251.824

Scala H 1/200.00  
 Scala V 1/200.00

250.00

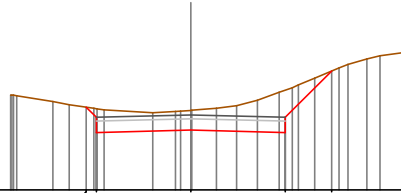


Quote	251.11 251.36	251.42	251.36 252.47
Parziali	0.34 2.50	2.50	0.71
Sviluppata Par.	0.49 2.50	2.50	1.00
Sviluppata	0.00 0.49	2.99	5.49 6.49
Progressiva	-2.84 -2.50	0.00	2.50 3.21
Dislivelli	-0.00 -0.30	-0.54	-1.05 -0.00

Sezione: 43  
 Progressiva: 420.000  
 Q. Progetto: 250.982

Scala H 1/200.00  
 Scala V 1/200.00

249.00

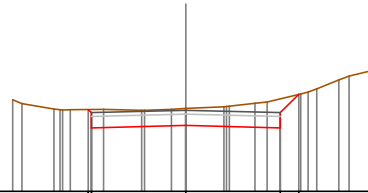


Quote	251.19 250.92	250.98	250.92	250.14
Parziali	0.27	2.50	2.50	1.22
Sviluppata Par.	0.32	2.50	2.50	1.72
Sviluppata	0.00 0.38	2.88	5.38	7.10
Progressiva	-2.77 -2.50	0.00	2.50	3.72
Dislivelli	-0.00 -0.22	-0.52	-1.12	0.00

Sezione: 44  
 Progressiva: 440.000  
 Q. Progetto: 250.140

Scala H 1/200.00  
 Scala V 1/200.00

248.00

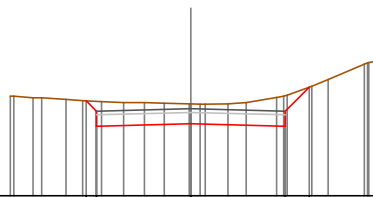


Quote	250.16 249.98	249.74	249.08 250.06
Parziali	0.27	2.50	0.49
Sviluppata Par.	0.32	2.50	0.69
Sviluppata	0.00 0.12	2.62	5.12 5.81
Progressiva	-2.58 -2.50	0.00	2.50 2.99
Dislivelli	0.00 -0.08	-0.46	-0.77 -0.00

Sezione: 45  
 Progressiva: 460.000  
 Q. Progetto: 249.298

Scala H 1/200.00  
 Scala V 1/200.00

247.00

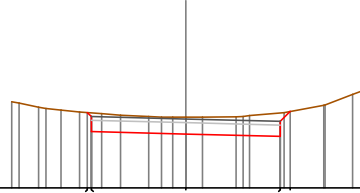


Quote	249.91 248.84	248.90	248.84 249.97
Parziali	0.27	2.50	0.63
Sviluppata Par.	0.32	2.50	0.90
Sviluppata	0.00 0.39	2.89	5.39 6.29
Progressiva	-2.77 -2.50	0.00	2.50 3.13
Dislivelli	-0.00 -0.26	-0.53	-0.81 0.00

Sezione: 46  
 Progressiva: 471.464  
 Q. Progetto: 248.824

Scala H 1/200.00  
 Scala V 1/200.00

247.00

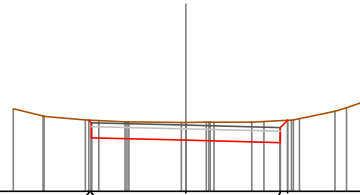


Quote	248.99 248.41	248.42	248.36 248.02
Parziali	2.50	2.50	
Sviluppata Par.	2.50	2.50	0.36
Sviluppata	0.00 0.15	2.65	5.15 5.52
Progressiva	-2.60 -2.50	0.00	2.50 2.76
Dislivelli	0.00 -0.10	-0.45	-0.62 -0.00

Sezione: 47  
 Progressiva: 473.294  
 Q. Progetto: 248.749

Scala H 1/200.00  
 Scala V 1/200.00

247.00

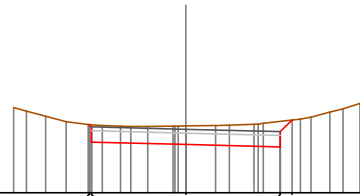


Quote	248.86 248.41	248.35	248.29 248.07
Parziali	2.50	2.50	
Sviluppata Par.	2.50	2.50	0.36
Sviluppata	0.00 0.10	2.60	5.10 5.36
Progressiva	-2.57 -2.50	0.00	2.50 2.69
Dislivelli	0.00 -0.07	-0.47	-0.58 0.00

Sezione: 48  
 Progressiva: 475.124  
 Q. Progetto: 248.674

Scala H 1/200.00  
 Scala V 1/200.00

247.00

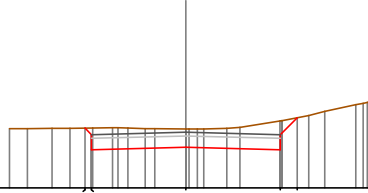


Quote	248.80 248.34	248.27	248.21 248.02
Parziali	2.50	2.50	
Sviluppata Par.	2.50	2.50	0.31
Sviluppata	0.00 0.09	2.59	5.09 5.52
Progressiva	-2.56 -2.50	0.00	2.50 2.81
Dislivelli	0.00 -0.06	-0.49	-0.67 0.00

Sezione: 49  
 Progressiva: 480.000  
 Q. Progetto: 248.473

Scala H 1/200.00  
 Scala V 1/200.00

247.00

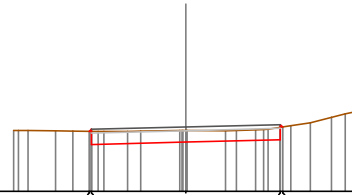


Quote	248.58 248.01	248.07	248.01 248.86
Parziali	2.50	2.50	0.45
Sviluppata Par.	2.50	2.50	0.63
Sviluppata	0.00 0.24	2.74	5.24 5.87
Progressiva	-2.67 -2.50	0.00	2.50 2.95
Dislivelli	-0.00 -0.17	-0.49	-0.76 -0.00

Sezione: 50  
 Progressiva: 498.740  
 Q. Progetto: 247.700

Scala H 1/200.00  
 Scala V 1/200.00

246.00

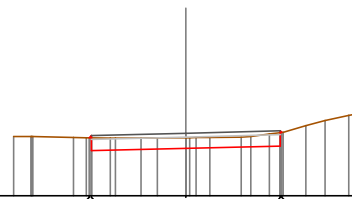


Quote	247.58 247.24	247.30	247.36 247.70
Parziali	2.50	2.50	
Sviluppata Par.	2.50	2.50	
Sviluppata	0.00 0.08	2.58	5.08 5.17
Progressiva	-2.55 -2.50	0.00	2.50 2.56
Dislivelli	-0.00 0.06	-0.30	-0.36 0.00

Sezione: 51  
 Progressiva: 500.000  
 Q. Progetto: 247.648

Scala H 1/200.00  
 Scala V 1/200.00

246.00

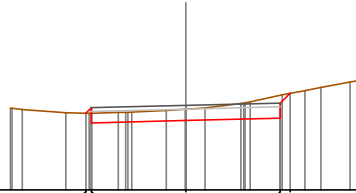


Quote	247.58 247.19	247.25	247.31 247.67
Parziali	2.50	2.50	
Sviluppata Par.	2.50	2.50	
Sviluppata	0.00 0.08	2.58	5.09 5.14
Progressiva	-2.56 -2.50	0.00	2.50 2.54
Dislivelli	-0.00 0.06	-0.25	-0.36 0.00

Sezione: 52  
 Progressiva: 510.000  
 Q. Progetto: 247.236

Scala H 1/200.00  
 Scala V 1/200.00

245.00

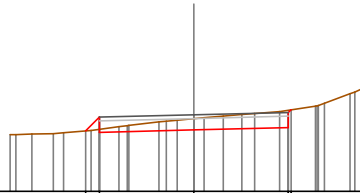


Quote	247.03	246.77	246.84	246.90	247.56
Parziali		2.50	2.50	0.36	
Sviluppata Par.		2.50	2.50	0.36	
Sviluppata	0.00	0.00	2.71	5.21	5.57
Progressiva	-2.64	-2.50	0.00	2.50	2.76
Dislivelli	0.00	0.15	-0.30	-0.61	-0.00

Sezione: 53  
 Progressiva: 515.189  
 Q. Progetto: 247.023

Scala H 1/200.00  
 Scala V 1/200.00

245.00

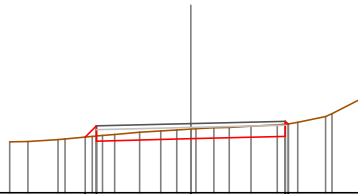


Quote	246.60	246.56	246.62	246.69	247.15
Parziali		0.36	2.50	2.50	
Sviluppata Par.		0.51	2.50	2.50	
Sviluppata	0.00	0.00	3.01	5.51	5.61
Progressiva	-2.86	-2.50	0.00	2.50	2.57
Dislivelli	-0.00	-0.32	-0.30	-0.46	-0.00

Sezione: 54  
 Progressiva: 520.000  
 Q. Progetto: 246.824

Scala H 1/200.00  
 Scala V 1/200.00

245.00



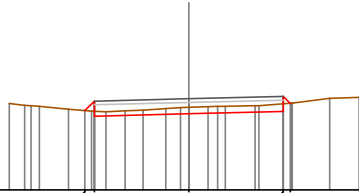
Quote	246.47	246.36	246.42	246.49	246.81
Parziali		0.36	2.50	2.50	
Sviluppata Par.		0.42	2.50	2.50	
Sviluppata	0.00	0.00	2.92	5.42	5.92
Progressiva	-2.80	-2.50	0.00	2.50	2.57
Dislivelli	0.00	-0.26	-0.25	-0.32	0.00



Sezione: 55  
 Progressiva: 530.000  
 Q. Progetto: 246.412

Scala H 1/200.00  
 Scala V 1/200.00

244.00

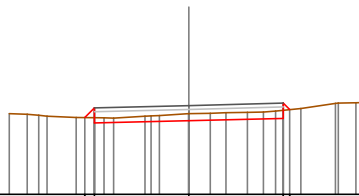


Quote	246.10 246.06	246.01	246.07 246.29
Parziali	0.00 2.50	2.50	
Sviluppata Par.	0.00 2.50	2.50	
Sviluppata	0.00 0.36	2.86	5.36 5.62
Progressiva	-2.75 -2.50	0.00	2.50 2.89
Dislivelli	0.00 0.27	-0.17	-0.20 0.00

Sezione: 56  
 Progressiva: 531.637  
 Q. Progetto: 246.345

Scala H 1/200.00  
 Scala V 1/200.00

244.00

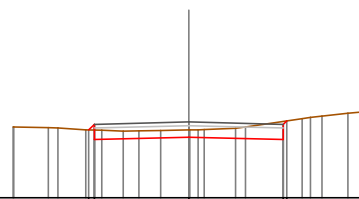


Quote	246.03 246.08	246.04	246.01 246.24
Parziali	0.00 2.50	2.50	
Sviluppata Par.	0.00 2.50	2.50	
Sviluppata	0.00 0.36	2.86	5.36 5.60
Progressiva	-2.76 -2.50	0.00	2.50 2.67
Dislivelli	0.00 0.26	-0.18	-0.21 0.00

Sezione: 57  
 Progressiva: 540.000  
 Q. Progetto: 246.000

Scala H 1/200.00  
 Scala V 1/200.00

244.00

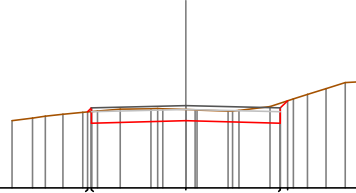


Quote	245.79 245.54	245.60	245.54 245.60
Parziali	0.00 2.50	2.50	
Sviluppata Par.	0.00 2.50	2.50	
Sviluppata	0.00 0.21	2.71	5.21 5.94
Progressiva	-2.65 -2.50	0.00	2.50 2.89
Dislivelli	0.00 0.15	-0.19	-0.48 0.00

Sezione: 58  
 Progressiva: 560.000  
 Q. Progetto: 245.176

Scala H 1/200.00  
 Scala V 1/200.00

243.00  

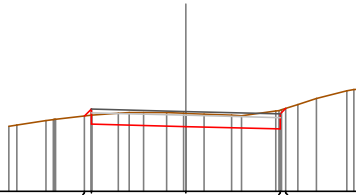



Quote	245.01 244.71	244.78	244.71 244.50
Parziali	2.50	2.50	
Sviluppata Par.	2.50	2.50	
Sviluppata	0.00 0.14	2.64	5.14 5.41
Progressiva	-2.60 -2.50	0.00	2.50 2.89
Dislivelli	0.00 0.09	-0.30	-0.59 -0.00

Sezione: 59  
 Progressiva: 561.586  
 Q. Progetto: 245.111

Scala H 1/200.00  
 Scala V 1/200.00

243.00  

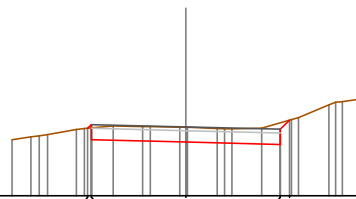



Quote	244.99 244.71	244.71	244.65 244.19
Parziali	2.50	2.50	
Sviluppata Par.	2.50	2.50	
Sviluppata	0.00 0.26	2.76	5.26 5.46
Progressiva	-2.68 -2.50	0.00	2.50 2.64
Dislivelli	0.00 0.16	-0.35	-0.50 0.00

Sezione: 60  
 Progressiva: 568.711  
 Q. Progetto: 244.817

Scala H 1/200.00  
 Scala V 1/200.00

243.00  

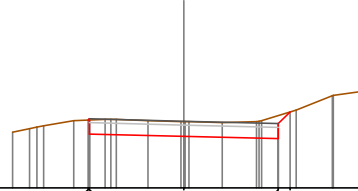



Quote	244.78 244.48	244.42	244.35 243.99
Parziali	2.50	2.50	
Sviluppata Par.	2.50	2.50	
Sviluppata	0.00 0.14	2.64	5.14 5.48
Progressiva	-2.60 -2.50	0.00	2.50 2.74
Dislivelli	0.00 0.09	-0.39	-0.57 -0.00

Sezione: 61  
 Progressiva: 570.000  
 Q. Progetto: 244.764

Scala H 1/200.00  
 Scala V 1/200.00

243.00

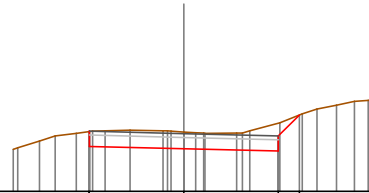


Quote		244.45	244.36	244.30	245.01
Parziali		2.50	2.50	0.31	
Sviluppata Par.		2.50	2.50	0.42	
Sviluppata		0.00 -2.53 -2.50	0.05 -2.55	5.05 -2.81	5.49
Progressiva		0.00	-0.39	0.00	-0.61
Dislivelli		0.03		0.00	

Sezione: 62  
 Progressiva: 575.837  
 Q. Progetto: 244.523

Scala H 1/200.00  
 Scala V 1/200.00

243.00

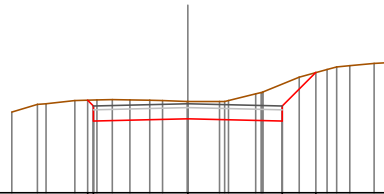


Quote		244.19	244.12	244.06	245.01
Parziali		2.50	2.50	0.55	
Sviluppata Par.		2.50	2.50	0.78	
Sviluppata		0.00 -2.51	0.00 -0.45	5.00 -0.74	5.78
Progressiva		-0.00	-0.45	0.00	-0.74
Dislivelli		0.00		0.00	

Sezione: 63  
 Progressiva: 580.000  
 Q. Progetto: 244.352

Scala H 1/200.00  
 Scala V 1/200.00

242.00

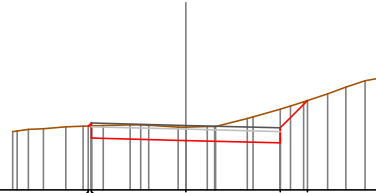


Quote		244.44	244.39	244.36	244.39	245.18
Parziali		2.50	2.50	0.89		
Sviluppata Par.		2.50	2.50	1.25		
Sviluppata		0.00 -2.66 -2.50	0.22 -2.72	5.22 -3.39	6.47	
Progressiva		-0.00	-0.46	0.00	-0.98	
Dislivelli		0.16		0.00		

Sezione: 64  
 Progressiva: 595.663  
 Q. Progetto: 243.706

Scala H 1/200.00  
 Scala V 1/200.00

242.00  

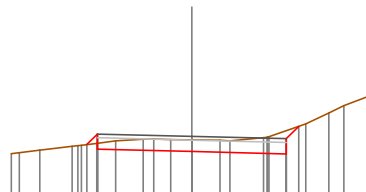



Quote		243.69 243.37	243.31	243.34 244.36
Parziali		2.50	2.50	0.72
Sviluppata Par.		2.50	2.50	1.02
Sviluppata		0.00 0.11	2.62	5.12 6.13
Progressiva		-2.58 -2.50	0.00	2.50 3.22
Dislivelli		0.00 0.08	-0.36	-0.89 -0.00

Sezione: 65  
 Progressiva: 600.000  
 Q. Progetto: 243.531

Scala H 1/200.00  
 Scala V 1/200.00

242.00  

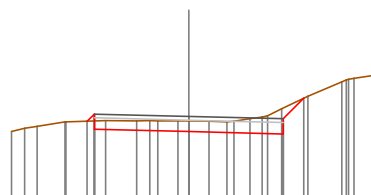



Quote		243.31 243.19	243.13	243.07 243.79
Parziali		0.26 0.32	2.50	0.32
Sviluppata Par.		0.32	2.50	0.46
Sviluppata		0.00 0.39	2.89	5.40 5.85
Progressiva		-2.78 -2.50	0.00	2.50 2.82
Dislivelli		-0.00 0.24	-0.31	-0.61 0.00

Sezione: 66  
 Progressiva: 609.548  
 Q. Progetto: 243.147

Scala H 1/200.00  
 Scala V 1/200.00

241.00  

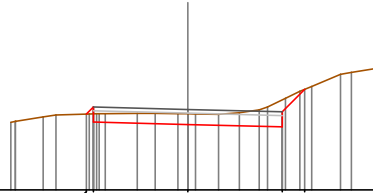



Quote		243.02 242.81	242.75	242.68 243.63
Parziali		0.33 0.27	2.50	0.54
Sviluppata Par.		0.33	2.50	0.77
Sviluppata		0.00 0.27	2.77	5.27 6.04
Progressiva		-2.69 -2.50	0.00	2.50 3.04
Dislivelli		0.00 0.19	-0.28	-0.68 -0.00

Sezione: 67  
 Progressiva: 610.000  
 Q. Progetto: 243.129

Scala H 1/200.00  
 Scala V 1/200.00

241.00  

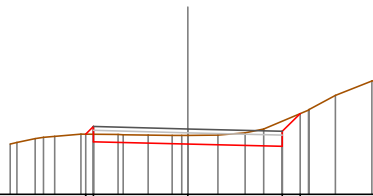



Quote	243.01 242.79		242.73		242.67 241.66
Parziali	0.30	2.50	2.50	0.59	
Sviluppata Par.	0.30	2.50	2.50	0.84	
Sviluppata	0.00 0.26		2.76	5.27 6.10	
Progressiva	-2.69 -2.50		0.00	2.50 3.09	
Dislivelli	0.00 0.18		-0.28	-0.72 0.00	

Sezione: 68  
 Progressiva: 620.000  
 Q. Progetto: 242.728

Scala H 1/200.00  
 Scala V 1/200.00

241.00  

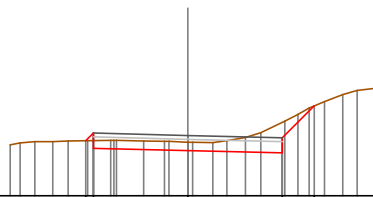



Quote	242.59 242.39		242.33		242.27 241.13
Parziali	0.30	2.50	2.50	0.47	
Sviluppata Par.	0.30	2.50	2.50	0.66	
Sviluppata	0.00 0.28		2.78	5.28 5.94	
Progressiva	-2.70 -2.50		0.00	2.50 2.97	
Dislivelli	0.00 0.20		-0.23	-0.67 0.00	

Sezione: 69  
 Progressiva: 623.434  
 Q. Progetto: 242.590

Scala H 1/200.00  
 Scala V 1/200.00

241.00  

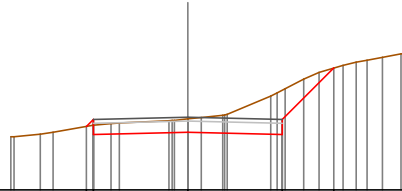



Quote	242.45 242.25		242.19		242.13 241.37
Parziali	0.30	2.50	2.50	0.85	
Sviluppata Par.	0.30	2.50	2.50	1.20	
Sviluppata	0.00 0.28		2.78	5.28 6.48	
Progressiva	-2.70 -2.50		0.00	2.50 3.35	
Dislivelli	0.00 0.20		-0.22	-0.81 -0.00	

Sezione: 70  
 Progressiva: 640.000  
 Q. Progetto: 241.924

Scala H 1/200.00  
 Scala V 1/200.00

240.00

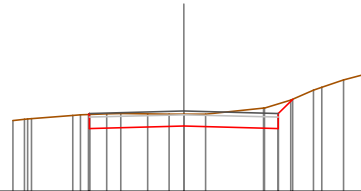


Quote	241.08 241.46	241.52	241.46	243.22
Parziali	2.50	2.50	1.36	
Sviluppata Par.	2.50	2.50	1.93	
Sviluppata	0.00 0.26	2.76	5.26	7.19
Progressiva	-2.68 -2.50	0.00	2.50	3.86
Dislivelli	-0.00 -0.15	-0.35	-1.17	0.00

Sezione: 71  
 Progressiva: 660.000  
 Q. Progetto: 241.121

Scala H 1/200.00  
 Scala V 1/200.00

239.00

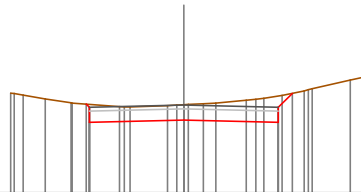


Quote	241.00 240.66	240.72	240.66 241.43
Parziali	2.50	2.50	0.37
Sviluppata Par.	2.50	2.50	0.53
Sviluppata	0.00 0.04	2.54	5.04 5.57
Progressiva	-2.59 -2.50	0.00	2.50 2.87
Dislivelli	0.00 -0.02	-0.32	-0.65 -0.00

Sezione: 72  
 Progressiva: 680.000  
 Q. Progetto: 240.318

Scala H 1/200.00  
 Scala V 1/200.00

238.00

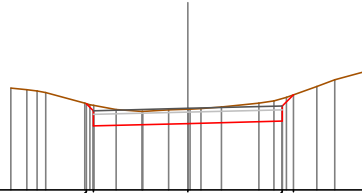


Quote	240.34 239.66	239.92	239.66 240.02
Parziali	2.50	2.50	0.37
Sviluppata Par.	2.50	2.50	0.52
Sviluppata	0.00 0.12	2.62	5.12 5.64
Progressiva	-2.59 -2.50	0.00	2.50 2.87
Dislivelli	0.00 -0.06	-0.40	-0.70 -0.00

Sezione: 73  
 Progressiva: 684.013  
 Q. Progetto: 240.157

Scala H 1/200.00  
 Scala V 1/200.00

238.00  

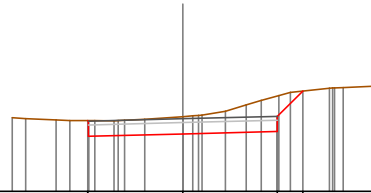



Quote	240.28 239.89	239.76	239.85 240.01
Parziali	2.50	2.50	
Sviluppata Par.	2.50	2.50	
Sviluppata	0.00 0.26	2.76	5.27 5.68
Progressiva	-2.69 -2.50	0.00	2.50 2.79
Dislivelli	0.00 -0.14	-0.38	-0.60 -0.00

Sezione: 74  
 Progressiva: 690.000  
 Q. Progetto: 239.916

Scala H 1/200.00  
 Scala V 1/200.00

238.00  

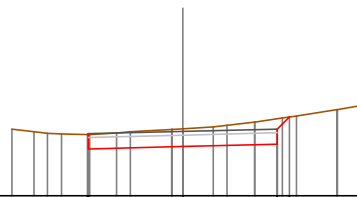



Quote	239.45	239.82	239.88 240.05
Parziali	2.50	2.50	0.67
Sviluppata Par.	2.50	2.50	0.95
Sviluppata	0.00	2.50	5.00 5.95
Progressiva	-2.52	0.00	2.50 3.17
Dislivelli	0.00	-0.46	-0.94 0.00

Sezione: 75  
 Progressiva: 695.337  
 Q. Progetto: 239.698

Scala H 1/200.00  
 Scala V 1/200.00

238.00  

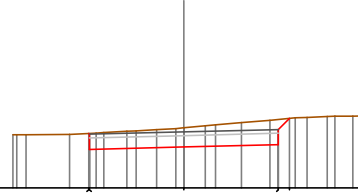



Quote	239.61 239.34	239.30	239.36 240.08
Parziali	2.50	2.50	
Sviluppata Par.	2.50	2.50	
Sviluppata	0.00 0.03	2.53	5.03 5.48
Progressiva	-2.52 -2.50	0.00	2.50 2.82
Dislivelli	0.00 0.02	-0.47	-0.67 -0.00

Sezione: 76  
 Progressiva: 700.000  
 Q. Progetto: 239.482

Scala H 1/200.00  
 Scala V 1/200.00

238.00

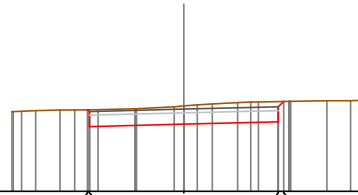


Quote	238.44 238.62	238.08	239.14 239.84
Parziali	2.50	2.50	0.28
Sviluppata Par.	2.50	2.50	0.43
Sviluppata	0.00 0.03	2.53	5.03 5.44
Progressiva	-2.52 -2.50	0.00	2.50 2.79
Dislivelli	-0.00 -0.02	-0.51	-0.67 -0.00

Sezione: 77  
 Progressiva: 706.661  
 Q. Progetto: 239.173

Scala H 1/200.00  
 Scala V 1/200.00

237.00

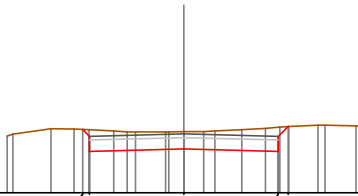


Quote	238.16 238.71	238.77	238.84 239.38
Parziali	2.50	2.50	
Sviluppata Par.	2.50	2.50	
Sviluppata	0.00 0.07	2.57	5.07 5.27
Progressiva	-2.55 -2.50	0.00	2.50 2.64
Dislivelli	0.00 -0.05	-0.48	-0.54 0.00

Sezione: 78  
 Progressiva: 720.000  
 Q. Progetto: 238.553

Scala H 1/200.00  
 Scala V 1/200.00

237.00



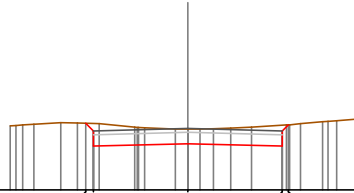
Quote	238.67 238.86	238.15	238.89 239.15
Parziali	0.36	2.50	2.50
Sviluppata Par.	0.36	2.50	0.37
Sviluppata	0.00 0.25	2.75	5.25 5.62
Progressiva	-2.68 -2.50	0.00	2.50 2.76
Dislivelli	0.00 -0.17	-0.46	-0.64 -0.00



Sezione: 79  
 Progressiva: 740.000  
 Q. Progetto: 237.623

Scala H 1/200.00  
 Scala V 1/200.00

236.00

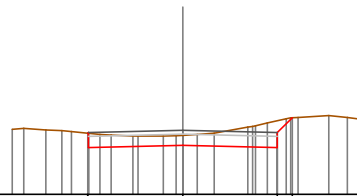


Quote	237.76 237.16	237.22	237.16 237.72
Parziali	2.50	2.50	
Sviluppata Par.	2.50	2.50	
Sviluppata	0.00 0.28	2.78	5.29 5.51
Progressiva	-2.70 -2.50	0.00	2.50 2.66
Dislivelli	0.00 -0.19	-0.39	-0.55 -0.00

Sezione: 80  
 Progressiva: 760.000  
 Q. Progetto: 236.693

Scala H 1/200.00  
 Scala V 1/200.00

235.00

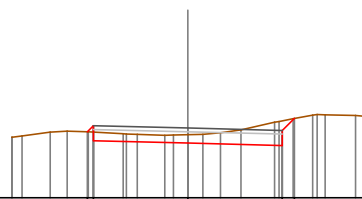


Quote	236.23	236.29	236.23 237.02
Parziali	2.50	2.50	0.39
Sviluppata Par.	2.50	2.50	0.56
Sviluppata	0.00	2.50	5.00 5.56
Progressiva	-2.52	0.00	2.50 2.89
Dislivelli	-0.00	-0.26	-0.71 0.00

Sezione: 81  
 Progressiva: 778.300  
 Q. Progetto: 235.840

Scala H 1/200.00  
 Scala V 1/200.00

234.00

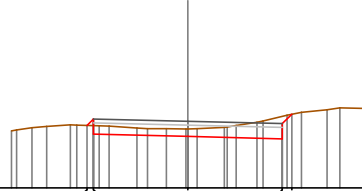


Quote	235.74 235.90	235.44	235.98 236.00
Parziali	2.50	2.50	0.31
Sviluppata Par.	2.50	2.50	0.42
Sviluppata	0.00 0.23	2.73	5.23 5.67
Progressiva	-2.66 -2.50	0.00	2.50 2.81
Dislivelli	0.00 0.17	-0.22	-0.65 -0.00

Sezione: 82  
 Progressiva: 780.000  
 Q. Progetto: 235.761

Scala H 1/200.00  
 Scala V 1/200.00

234.00  

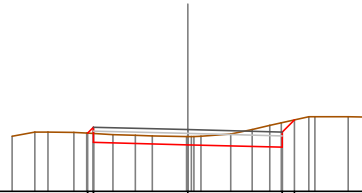



Quote		235.65	235.42	235.36	235.30	235.56
Parziali		2.50	2.50		0.26	
Sviluppata Par.		2.50	2.50		0.26	
Sviluppata		0.00	0.24	2.74	5.24	5.59
Progressiva		-2.67	-2.50	0.00	2.50	2.75
Dislivelli		-0.00	0.18	-0.20	-0.59	0.00

Sezione: 83  
 Progressiva: 782.835  
 Q. Progetto: 235.629

Scala H 1/200.00  
 Scala V 1/200.00

234.00  

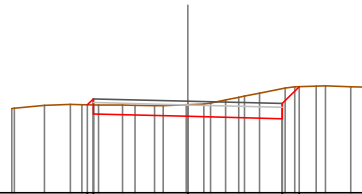



Quote		235.54	235.29	235.23	235.17	235.69
Parziali		2.50	2.50		0.38	
Sviluppata Par.		2.50	2.50		0.45	
Sviluppata		0.00	0.22	2.72	5.22	5.67
Progressiva		-2.65	-2.50	0.00	2.50	2.82
Dislivelli		0.00	0.16	-0.22	-0.65	0.00

Sezione: 84  
 Progressiva: 787.371  
 Q. Progetto: 235.417

Scala H 1/200.00  
 Scala V 1/200.00

233.00  

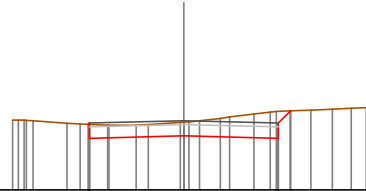



Quote		233.32	233.08	233.02	233.06	233.80
Parziali		2.50	2.50		0.45	
Sviluppata Par.		2.50	2.50		0.63	
Sviluppata		0.00	0.22	2.72	5.23	5.86
Progressiva		-2.66	-2.50	0.00	2.50	2.95
Dislivelli		-0.00	0.16	-0.31	-0.80	0.00

Sezione: 85  
 Progressiva: 800.000  
 Q. Progetto: 234.829

Scala H 1/200.00  
 Scala V 1/200.00

233.00  

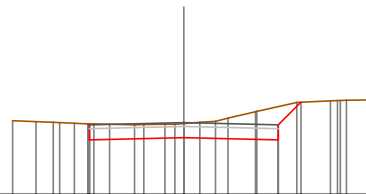



Quote		234.71 234.37	234.43	234.37 233.09
Parziali		2.50	2.50	0.35
Sviluppata Par.		2.50	2.50	0.48
Sviluppata		0.00 2.53 0.05	0.00 2.55	5.05 5.51
Progressiva		-2.53 -2.50	0.00	2.50 2.83
Dislivelli		0.00 0.04	-0.36	-0.71 -0.00

Sezione: 86  
 Progressiva: 820.000  
 Q. Progetto: 233.896

Scala H 1/200.00  
 Scala V 1/200.00

232.00  

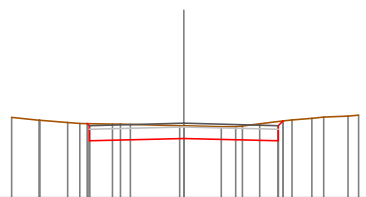



Quote		233.96 233.43	233.50	233.43 234.43
Parziali		2.50	2.50	0.60
Sviluppata Par.		2.50	2.50	0.85
Sviluppata		0.00 2.53 0.04	0.00 2.54	5.04 5.89
Progressiva		-2.53 -2.50	0.00	2.50 3.10
Dislivelli		-0.00 -0.03	-0.36	-0.89 0.00

Sezione: 87  
 Progressiva: 840.000  
 Q. Progetto: 232.967

Scala H 1/200.00  
 Scala V 1/200.00

231.00  

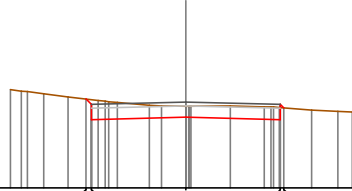



Quote		232.96 232.50	232.57	232.50 233.00
Parziali		2.50	2.50	
Sviluppata Par.		2.50	2.50	
Sviluppata		0.00 2.55 0.08	0.00 2.58	5.08 5.26
Progressiva		-2.55 -2.50	0.00	2.50 2.63
Dislivelli		-0.00 -0.05	-0.33	-0.51 0.00

Sezione: 88  
 Progressiva: 860.000  
 Q. Progetto: 232.270

Scala H 1/200.00  
 Scala V 1/200.00

230.00

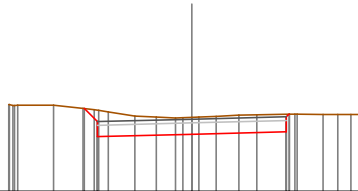


Quote	232.35 231.61	231.87	231.81 232.12
Parziali	2.50	2.50	
Sviluppata Par.	2.50	2.50	
Sviluppata	0.00 -0.13	0.21 -0.29	2.71 -0.32 5.21 5.94
Progressiva	-2.65 -2.50	0.00	2.50 2.59
Dislivelli	0.00 -0.13	-0.29	-0.32 0.00

Sezione: 89  
 Progressiva: 870.792  
 Q. Progetto: 231.907

Scala H 1/200.00  
 Scala V 1/200.00

230.00

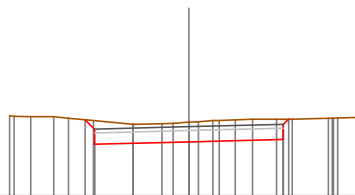


Quote	232.19 231.14	231.51	231.67 232.04
Parziali	2.50	2.50	
Sviluppata Par.	2.50	2.50	
Sviluppata	0.00 -0.30	0.49 -0.45	2.99 -0.47 5.49 5.58
Progressiva	-2.84 -2.50	0.00	2.50 2.57
Dislivelli	0.00 -0.30	-0.45	-0.47 -0.00

Sezione: 90  
 Progressiva: 873.319  
 Q. Progetto: 231.822

Scala H 1/200.00  
 Scala V 1/200.00

230.00

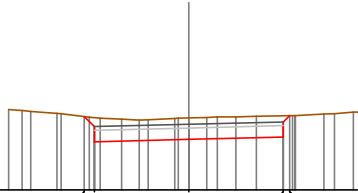


Quote	232.00 231.36	231.42	231.48 232.02
Parziali	2.50	2.50	
Sviluppata Par.	2.50	2.50	
Sviluppata	0.00 -0.22	0.35 -0.52	2.85 -0.54 5.35 5.54
Progressiva	-2.74 -2.50	0.00	2.50 2.64
Dislivelli	0.00 -0.22	-0.52	-0.54 0.00

Sezione: 91  
 Progressiva: 875.845  
 Q. Progetto: 231.737

Scala H 1/200.00  
 Scala V 1/200.00

230.00

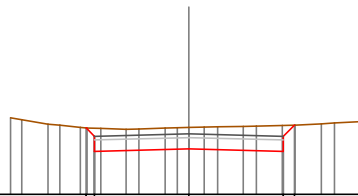


Quote	231.94	231.27	231.34	231.40	231.96
Parziali	0.37	2.50	2.50		
Sviluppata Par.	0.38	2.50	2.50		
Sviluppata	0.00	0.38	2.88	5.38	5.61
Progressiva	-2.77	-2.50	0.00	2.50	2.67
Dislivelli	0.00	-0.24	-0.57	-0.56	-0.00

Sezione: 92  
 Progressiva: 880.000  
 Q. Progetto: 231.597

Scala H 1/200.00  
 Scala V 1/200.00

230.00

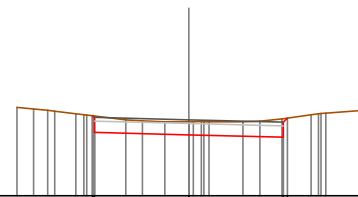


Quote	231.76	231.13	231.20	231.13	231.63
Parziali	0.38	2.50	2.50		
Sviluppata Par.	0.31	2.50	2.50	0.32	
Sviluppata	0.00	0.31	2.81	5.31	5.73
Progressiva	-2.72	-2.50	0.00	2.50	2.79
Dislivelli	0.00	-0.21	-0.57	-0.69	-0.00

Sezione: 93  
 Progressiva: 898.730  
 Q. Progetto: 231.006

Scala H 1/200.00  
 Scala V 1/200.00

229.00

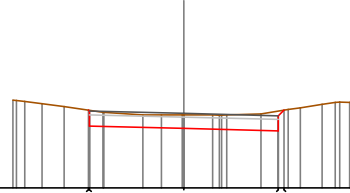


Quote	231.11	230.67	230.61	230.64	231.05
Parziali		2.50	2.50		
Sviluppata Par.		2.50	2.50		
Sviluppata	0.00	0.06	2.57	5.07	5.21
Progressiva	-2.55	-2.50	0.00	2.50	2.60
Dislivelli	-0.00	-0.04	-0.35	-0.49	-0.00

Sezione: 94  
 Progressiva: 900.000  
 Q. Progetto: 230.972

Scala H 1/200.00  
 Scala V 1/200.00

229.00  

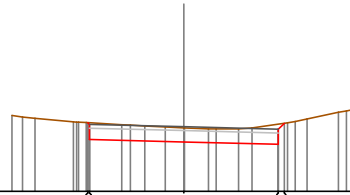



Quote	230.98 230.97	230.97	230.91 230.95
Parziali	2.50	2.50	
Sviluppata Par.	2.50	2.50	
Sviluppata	0.00 0.03	2.53	5.04 5.24
Progressiva	-2.52 -2.50	0.00	2.50 2.65
Dislivelli	0.00 -0.02	-0.36	-0.52 0.00

Sezione: 95  
 Progressiva: 910.000  
 Q. Progetto: 230.705

Scala H 1/200.00  
 Scala V 1/200.00

229.00  

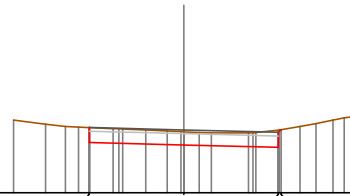



Quote	230.91 230.97	230.91	230.94 230.90
Parziali	2.50	2.50	
Sviluppata Par.	2.50	2.50	
Sviluppata	0.00 0.06	2.57	5.07 5.28
Progressiva	-2.55 -2.50	0.00	2.50 2.65
Dislivelli	0.00 -0.04	-0.37	-0.53 0.00

Sezione: 96  
 Progressiva: 911.741  
 Q. Progetto: 230.659

Scala H 1/200.00  
 Scala V 1/200.00

229.00  

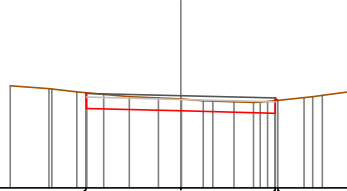



Quote	230.92 230.98	230.98	230.92 230.96
Parziali	2.50	2.50	
Sviluppata Par.	2.50	2.50	
Sviluppata	0.00	2.50	5.00 5.10
Progressiva	-2.50	0.00	2.50 2.57
Dislivelli	0.00	-0.35	-0.46 -0.00

Sezione: 97  
 Progressiva: 920.000  
 Q. Progetto: 230.438

Scala H 1/200.00  
 Scala V 1/200.00

228.00

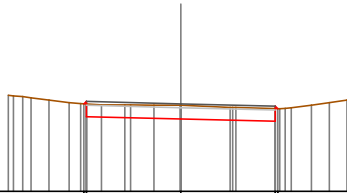


Quote	230.15	230.04	230.08	230.02
Parziali	2.50	2.50		
Sviluppata Par.	2.50	2.50		
Sviluppata	0.00	2.50	5.00	5.09
Progressiva	-2.56	0.00	2.50	2.56
Dislivelli	0.00	-0.32	-0.39	-0.00

Sezione: 98  
 Progressiva: 924.752  
 Q. Progetto: 230.311

Scala H 1/200.00  
 Scala V 1/200.00

228.00

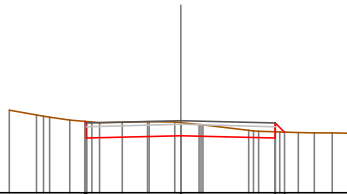


Quote	230.11	229.91	229.91	230.05	229.19
Parziali	2.50	2.50			
Sviluppata Par.	2.50	2.50			
Sviluppata	0.00	0.09	2.59	5.09	5.18
Progressiva	-2.56	-2.50	0.00	2.50	2.56
Dislivelli	0.00	0.07	-0.36	-0.34	-0.00

Sezione: 99  
 Progressiva: 940.000  
 Q. Progetto: 229.905

Scala H 1/200.00  
 Scala V 1/200.00

228.00

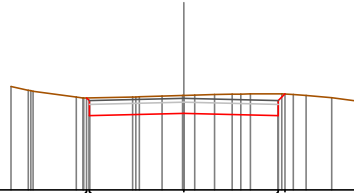


Quote	230.08	229.44	229.50	230.44	229.90
Parziali	2.50	2.50			
Sviluppata Par.	2.50	2.50			
Sviluppata	0.00	0.05	2.55	5.06	5.40
Progressiva	-2.54	-2.50	0.00	2.50	2.74
Dislivelli	0.00	-0.03	-0.35	-0.17	-0.00

Sezione: 100  
 Progressiva: 960.000  
 Q. Progetto: 229.424

Scala H 1/200.00  
 Scala V 1/200.00

227.00

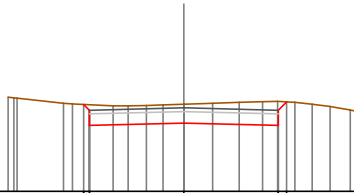


Quote	229.43	229.36	229.02	229.06	229.04
Parziali		2.50	2.50		
Sviluppata Par.		2.50	2.50		
Sviluppata	0.00	0.00	2.50	5.10	5.35
Progressiva	-2.57	-2.50	0.00	2.50	2.88
Dislivelli	0.00	-0.07	-0.48	-0.58	0.00

Sezione: 101  
 Progressiva: 980.000  
 Q. Progetto: 229.206

Scala H 1/200.00  
 Scala V 1/200.00

227.00

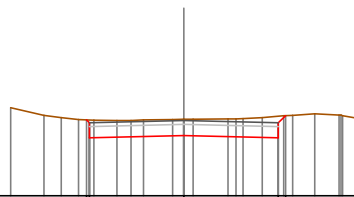


Quote	229.30	229.14	228.81	228.74	228.58
Parziali		2.50	2.50		
Sviluppata Par.		2.50	2.50		
Sviluppata	0.00	0.00	2.72	5.22	5.53
Progressiva	-2.65	-2.50	0.00	2.50	2.72
Dislivelli	0.00	-0.15	-0.49	-0.63	0.00

Sezione: 102  
 Progressiva: 1000.000  
 Q. Progetto: 228.987

Scala H 1/200.00  
 Scala V 1/200.00

227.00



Quote	229.00	228.82	228.59	228.62	228.13
Parziali		2.50	2.50		
Sviluppata Par.		2.50	2.50		
Sviluppata	0.00	0.00	2.61	5.11	5.39
Progressiva	-2.58	-2.50	0.00	2.50	2.89
Dislivelli	0.00	-0.08	-0.43	-0.58	-0.00



Sezione: 103  
 Progressiva: 1000.569  
 Q. Progetto: 228.981

Scala H 1/200.00  
 Scala V 1/200.00

227.00

Quote		228.98	228.98	228.98	228.98
Parziali		2.50	2.50		
Sviluppata Par.		2.50	2.50		
Sviluppata		0.00 0.06	2.56	5.06 5.26	
Progressiva		-2.54 -2.50	0.00	2.50 2.65	
Dislivelli		0.00 0.04	-0.43	-0.54 0.00	

Sezione: 104  
 Progressiva: 1001.168  
 Q. Progetto: 228.974

Scala H 1/200.00  
 Scala V 1/200.00

227.00

Quote		228.97	228.97	228.97	228.97
Parziali		2.50	2.50		
Sviluppata Par.		2.50	2.50		
Sviluppata		0.00 0.05	2.55	5.05 5.26	
Progressiva		-2.54 -2.50	0.00	2.50 2.65	
Dislivelli		0.00 0.04	-0.44	-0.54 0.00	

Sezione: 105  
 Progressiva: 1001.767  
 Q. Progetto: 228.968

Scala H 1/200.00  
 Scala V 1/200.00

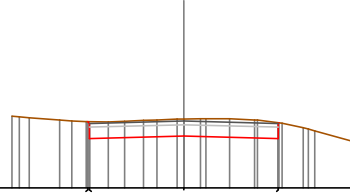
227.00

Quote		228.96	228.96	228.96	228.96
Parziali		2.50	2.50		
Sviluppata Par.		2.50	2.50		
Sviluppata		0.00 0.05	2.56	5.06 5.27	
Progressiva		-2.54 -2.50	0.00	2.50 2.65	
Dislivelli		0.00 0.04	-0.44	-0.55 -0.00	

Sezione: 106  
 Progressiva: 1020.000  
 Q. Progetto: 228.769

Scala H 1/200.00  
 Scala V 1/200.00

227.00

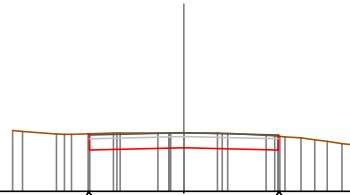


Quote		228.76 228.31	228.37	228.31
Parziali		2.50	2.50	
Sviluppata Par.		2.50	2.50	
Sviluppata		0.00 0.06	2.56	5.06
Progressiva		-2.54 -2.50	0.00	2.50
Dislivelli		-0.00 -0.04	-0.45	-0.41

Sezione: 107  
 Progressiva: 1040.000  
 Q. Progetto: 228.550

Scala H 1/200.00  
 Scala V 1/200.00

227.00

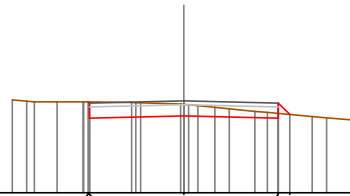


Quote		228.62 228.09	228.15	228.09 228.62
Parziali		2.50	2.50	
Sviluppata Par.		2.50	2.50	
Sviluppata		0.00 0.04	2.54	5.05 5.10
Progressiva		-2.53 -2.50	0.00	2.50 2.54
Dislivelli		-0.00 -0.03	-0.39	-0.36 0.00

Sezione: 108  
 Progressiva: 1060.000  
 Q. Progetto: 228.428

Scala H 1/200.00  
 Scala V 1/200.00

226.00

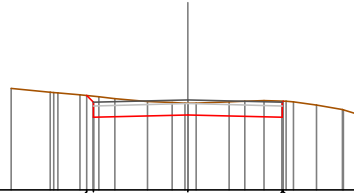


Quote		228.40 227.97	228.03	227.97 228.07
Parziali		2.50	2.50	0.30
Sviluppata Par.		2.50	2.50	0.42
Sviluppata		0.00 0.05	2.55	5.05 5.48
Progressiva		-2.54 -2.50	0.00	2.50 2.80
Dislivelli		0.00 -0.04	-0.31	-0.13 -0.00

Sezione: 109  
 Progressiva: 1080.000  
 Q. Progetto: 228.384

Scala H 1/200.00  
 Scala V 1/200.00

226.00

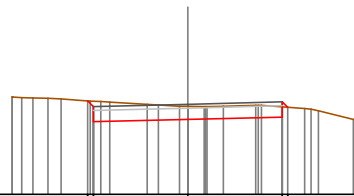


Quote	228.50 227.96	227.96	227.96	227.96 228.35
Parziali		2.50	2.50	
Sviluppata Par.		2.50	2.50	
Sviluppata	0.00 0.25		2.75	5.25 5.28
Progressiva	-0.00 -2.67 -2.50		0.00	2.50 2.52
Dislivelli	-0.00 -0.16		-0.31	-0.42 -0.00

Sezione: 110  
 Progressiva: 1081.849  
 Q. Progetto: 228.380

Scala H 1/200.00  
 Scala V 1/200.00

226.00

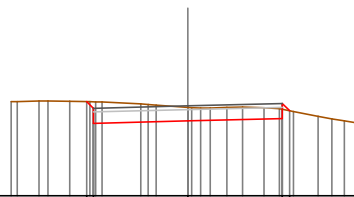


Quote	228.47 227.92	227.92	227.92	227.92 228.30
Parziali		2.50	2.50	
Sviluppata Par.		2.50	2.50	
Sviluppata	0.00 0.22		2.72	5.22 5.41
Progressiva	0.00 -2.65 -2.50		0.00	2.50 2.64
Dislivelli	0.00 -0.14		-0.34	-0.27 0.00

Sezione: 111  
 Progressiva: 1084.319  
 Q. Progetto: 228.374

Scala H 1/200.00  
 Scala V 1/200.00

226.00

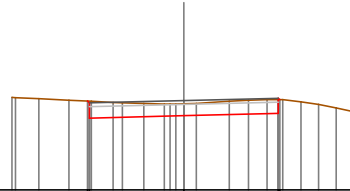


Quote	228.49 227.91	227.91	227.91	227.91 228.25
Parziali		2.50	2.50	
Sviluppata Par.		2.50	2.50	
Sviluppata	0.00 0.25		2.75	5.25 5.52
Progressiva	0.00 -2.67 -2.50		0.00	2.50 2.69
Dislivelli	0.00 -0.17		-0.36	-0.24 0.00

Sezione: 112  
 Progressiva: 1086.789  
 Q. Progetto: 228.362

Scala H 1/200.00  
 Scala V 1/200.00

226.00

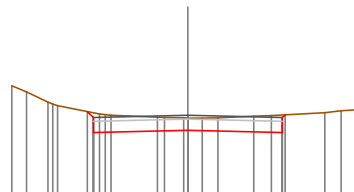


Quote		228.36 227.96	227.96	228.06 228.36
Parziali		2.50	2.50	
Sviluppata Par.		2.50	2.50	
Sviluppata		0.00 0.07	2.57	5.07 5.13
Progressiva		-2.55 -2.50	0.00	2.50 2.54
Dislivelli		-0.00 -0.05	-0.31	-0.36 0.00

Sezione: 113  
 Progressiva: 1100.000  
 Q. Progetto: 228.091

Scala H 1/200.00  
 Scala V 1/200.00

226.00

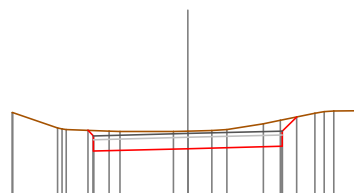


Quote		228.19 227.63	227.63	227.63 228.10
Parziali		2.50	2.50	
Sviluppata Par.		2.50	2.50	
Sviluppata		0.00 0.22	2.72	5.23 5.33
Progressiva		-2.66 -2.50	0.00	2.50 2.57
Dislivelli		-0.00 -0.13	-0.33	-0.47 -0.00

Sezione: 114  
 Progressiva: 1112.462  
 Q. Progetto: 227.695

Scala H 1/200.00  
 Scala V 1/200.00

226.00

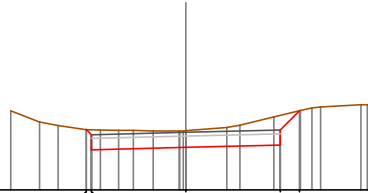


Quote		227.78 227.29	227.29	227.36 228.13
Parziali		2.50	2.50	
Sviluppata Par.		2.50	2.50	
Sviluppata		0.00 0.21	2.71	5.21 5.74
Progressiva		-2.65 -2.50	0.00	2.50 2.87
Dislivelli		0.00 -0.14	-0.47	-0.70 0.00

Sezione: 115  
 Progressiva: 1117.854  
 Q. Progetto: 227.523

Scala H 1/200.00  
 Scala V 1/200.00

226.00  

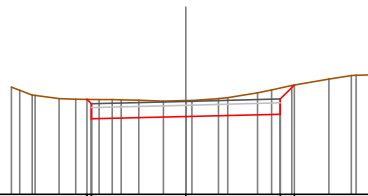



Quote		227.60 227.06	227.12	227.18 226.89
Parziali		2.50	2.50	0.51
Sviluppata Par.		2.50	2.50	0.72
Sviluppata		0.00 0.19	2.69	5.19 5.91
Progressiva		-2.64 -2.50	0.00	2.50 3.01
Dislivelli		0.00 -0.13	-0.44	-0.78 -0.00

Sezione: 116  
 Progressiva: 1120.000  
 Q. Progetto: 227.455

Scala H 1/200.00  
 Scala V 1/200.00

225.00  

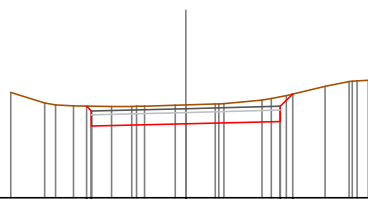



Quote		227.51 226.99	227.05	227.12 226.89
Parziali		2.50	2.50	0.37
Sviluppata Par.		2.50	2.50	0.52
Sviluppata		0.00 0.17	2.67	5.17 5.69
Progressiva		-2.62 -2.50	0.00	2.50 2.87
Dislivelli		-0.00 -0.12	-0.42	-0.69 -0.00

Sezione: 117  
 Progressiva: 1123.247  
 Q. Progetto: 227.351

Scala H 1/200.00  
 Scala V 1/200.00

225.00  

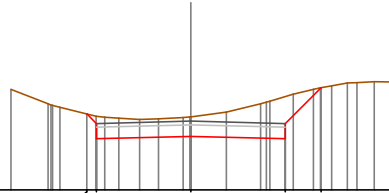



Quote		227.42 226.99	226.96	227.01 226.74
Parziali		2.50	2.50	0.32
Sviluppata Par.		2.50	2.50	0.42
Sviluppata		0.00 0.18	2.68	5.18 5.64
Progressiva		-2.63 -2.50	0.00	2.50 2.82
Dislivelli		0.00 -0.13	-0.50	-0.65 -0.00

Sezione: 118  
 Progressiva: 1140.000  
 Q. Progetto: 226.818

Scala H 1/200.00  
 Scala V 1/200.00

225.00

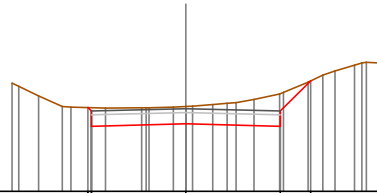


Quote	227.01 226.36	226.42	226.36 227.70
Parziali	2.50	2.50	0.95
Sviluppata Par.	2.50	2.50	1.34
Sviluppata	0.00 0.36	2.86	5.36 6.71
Progressiva	-2.76 -2.50	0.00	-2.50 -3.45
Dislivelli	-0.00 -0.19	-0.52	-1.11 -0.00

Sezione: 119  
 Progressiva: 1160.000  
 Q. Progetto: 226.182

Scala H 1/200.00  
 Scala V 1/200.00

224.00

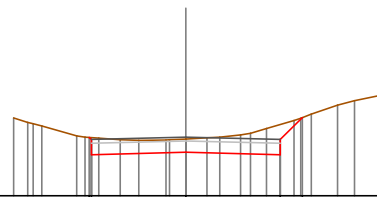


Quote	226.21 225.72	225.76	225.72 226.02
Parziali	2.50	2.50	0.80
Sviluppata Par.	2.50	2.50	1.14
Sviluppata	0.00 0.13	2.64	5.14 6.27
Progressiva	-2.60 -2.50	0.00	-2.50 -3.30
Dislivelli	0.00 -0.09	-0.46	-0.86 0.00

Sezione: 120  
 Progressiva: 1180.000  
 Q. Progetto: 225.546

Scala H 1/200.00  
 Scala V 1/200.00

224.00

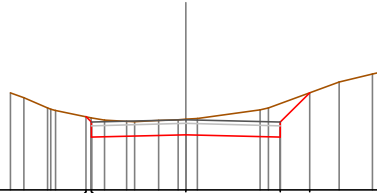


Quote	225.54 225.08	225.15	225.08 225.08
Parziali	2.50	2.50	0.58
Sviluppata Par.	2.50	2.50	0.82
Sviluppata	0.00 0.08	2.58	5.08 5.90
Progressiva	-2.56 -2.50	0.00	-2.50 -3.08
Dislivelli	-0.00 -0.05	-0.35	-0.80 0.00

Sezione: 121  
 Progressiva: 1200.000  
 Q. Progetto: 224.858

Scala H 1/200.00  
 Scala V 1/200.00

223.00

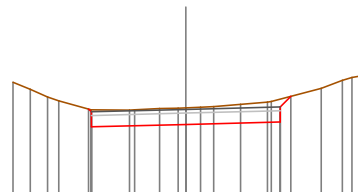


Quote	224.94	224.46	224.46	224.40	225.97
Parziali		2.50	2.50	0.77	
Sviluppata Par.		2.50	2.50	1.09	
Sviluppata	0.00	0.00	2.70	5.20	6.29
Progressiva	-2.64	-2.50	0.00	2.50	3.27
Dislivelli	0.00	-0.11	-0.41	-0.89	-0.00

Sezione: 122  
 Progressiva: 1215.002  
 Q. Progetto: 224.246

Scala H 1/200.00  
 Scala V 1/200.00

222.00

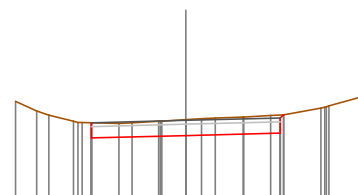


Quote	224.25	223.76	223.85	223.91	224.99
Parziali		2.50	2.50	0.38	
Sviluppata Par.		2.50	2.50	0.93	
Sviluppata	0.00	0.00	2.50	5.10	5.50
Progressiva	-2.57	-2.50	0.00	2.50	2.78
Dislivelli	0.00	-0.05	-0.44	-0.60	-0.00

Sezione: 123  
 Progressiva: 1220.000  
 Q. Progetto: 224.042

Scala H 1/200.00  
 Scala V 1/200.00

222.00

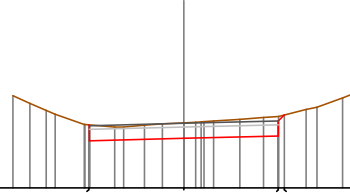


Quote	223.95	223.64	223.70	224.19
Parziali		2.50	2.50	
Sviluppata Par.		2.50	2.50	
Sviluppata	0.00	0.00	2.50	5.00
Progressiva	-2.50	0.00	2.50	2.88
Dislivelli	0.00	-0.42	-0.48	0.00

Sezione: 124  
 Progressiva: 1227.947  
 Q. Progetto: 223.709

Scala H 1/200.00  
 Scala V 1/200.00

222.00

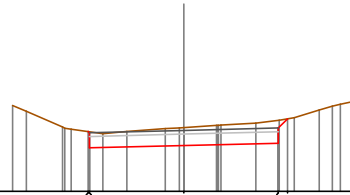


Quote	222.95	223.31	223.97	223.98
Parziali	2.50	2.50		
Sviluppata Par.	2.50	2.50		
Sviluppata	0.00	2.50	5.00	5.23
Progressiva	-2.52	0.00	2.50	2.66
Dislivelli	-0.00	-0.41	-0.52	-0.00

Sezione: 125  
 Progressiva: 1230.000  
 Q. Progetto: 223.610

Scala H 1/200.00  
 Scala V 1/200.00

222.00

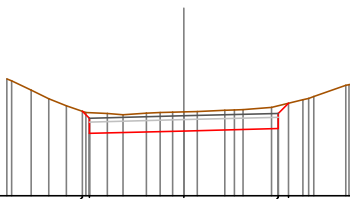


Quote	223.68	223.15	223.31	223.97	223.91
Parziali	2.50	2.50			
Sviluppata Par.	2.50	2.50			
Sviluppata	0.00	0.05	2.55	5.05	5.99
Progressiva	-2.53	-2.50	0.00	2.50	2.74
Dislivelli	-0.00	-0.03	-0.48	-0.61	-0.00

Sezione: 126  
 Progressiva: 1240.000  
 Q. Progetto: 223.110

Scala H 1/200.00  
 Scala V 1/200.00

221.00



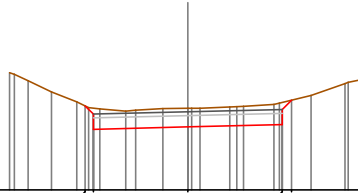
Quote	223.33	222.85	222.71	222.77	223.44
Parziali	2.50	2.50			
Sviluppata Par.	2.50	2.50			
Sviluppata	0.00	0.26	2.76	5.26	5.65
Progressiva	-2.69	-2.50	0.00	2.50	2.77
Dislivelli	-0.00	-0.15	-0.50	-0.61	-0.00



Sezione: 127  
 Progressiva: 1240.892  
 Q. Progetto: 223.065

Scala H 1/200.00  
 Scala V 1/200.00

221.00

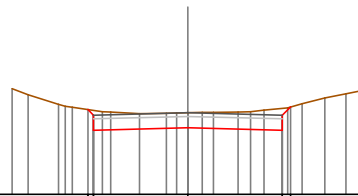


Quote	223.24	223.60	223.67	223.71	223.37
Parziali	0.36	2.50	2.50	0.34	
Sviluppata Par.	0.36	2.50	2.50	0.34	
Sviluppata	0.00	0.30	2.80	5.31	5.65
Progressiva	-2.72	-2.50	0.00	2.50	2.74
Dislivelli	0.00	-0.16	-0.49	-0.68	0.00

Sezione: 128  
 Progressiva: 1260.000  
 Q. Progetto: 222.156

Scala H 1/200.00  
 Scala V 1/200.00

220.00

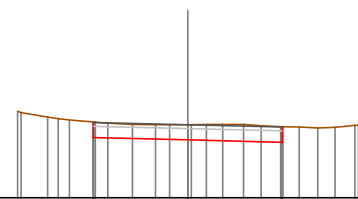


Quote	222.24	221.69	221.76	221.69	222.31
Parziali	0.36	2.50	2.50	0.34	
Sviluppata Par.	0.36	2.50	2.50	0.34	
Sviluppata	0.00	0.21	2.71	5.21	5.51
Progressiva	-2.65	-2.50	0.00	2.50	2.71
Dislivelli	0.00	-0.12	-0.40	-0.68	0.00

Sezione: 129  
 Progressiva: 1265.772  
 Q. Progetto: 221.926

Scala H 1/200.00  
 Scala V 1/200.00

220.00

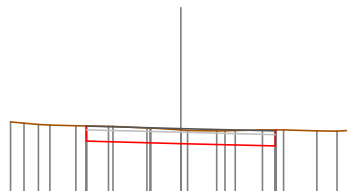


Quote	221.59	221.53	221.46
Parziali	2.50	2.50	
Sviluppata Par.	2.50	2.50	
Sviluppata	0.00	2.50	5.00
Progressiva	-2.51	0.00	2.50
Dislivelli	0.00	-0.40	-0.41

Sezione: 130  
 Progressiva: 1270.000  
 Q. Progetto: 221.757

Scala H 1/200.00  
 Scala V 1/200.00

220.00  

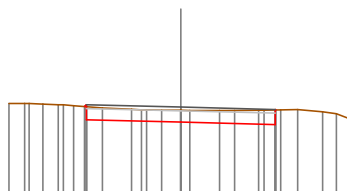



Quote	221.42	221.36	221.28	221.12
Parziali	2.50	2.50		
Sviluppata Par.	2.50	2.50		
Sviluppata	0.00	2.50	5.00	5.03
Progressiva	-2.50	0.00	2.50	2.52
Dislivelli	0.00	-0.36	-0.42	0.00

Sezione: 131  
 Progressiva: 1280.000  
 Q. Progetto: 221.358

Scala H 1/200.00  
 Scala V 1/200.00

219.00  

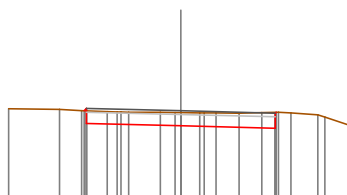



Quote	221.37	221.02	220.96	220.96
Parziali	2.50	2.50		
Sviluppata Par.	2.50	2.50		
Sviluppata	0.00	0.07	2.57	5.07
Progressiva	-2.55	-2.50	0.00	2.50
Dislivelli	0.00	0.05	-0.31	-0.39

Sezione: 132  
 Progressiva: 1281.540  
 Q. Progetto: 221.297

Scala H 1/200.00  
 Scala V 1/200.00

219.00  

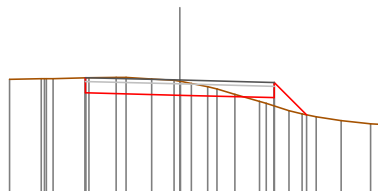



Quote	221.30	221.04	220.96	220.96
Parziali	2.50	2.50		
Sviluppata Par.	2.50	2.50		
Sviluppata	0.00	0.08	2.59	5.09
Progressiva	-2.56	-2.50	0.00	2.50
Dislivelli	0.00	0.06	-0.35	-0.42

Sezione: 133  
 Progressiva: 1290.000  
 Q. Progetto: 221.036

Scala H 1/200.00  
 Scala V 1/200.00

218.00

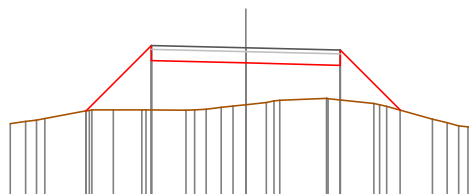


Quote		220.79	220.64	220.57	220.12
Parziali		2.50	2.50	0.86	
Sviluppata Par.		2.50	2.50	1.21	
Sviluppata		0.00	2.50	5.00	6.21
Progressiva		-2.50	0.00	2.50	3.36
Dislivelli		-0.00	-0.37	0.22	-0.00

Sezione: 134  
 Progressiva: 1297.308  
 Q. Progetto: 220.926

Scala H 1/200.00  
 Scala V 1/200.00

217.00

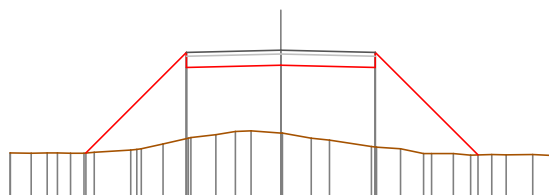


Quote		219.26	220.59	220.03	220.46	219.26
Parziali		1.73	2.50	2.50	1.58	
Sviluppata Par.		2.45	2.50	2.50	2.24	
Sviluppata		0.00	2.45	4.95	7.45	9.69
Progressiva		-4.23	-2.50	0.00	2.50	4.08
Dislivelli		-0.00	1.71	1.11	0.92	0.00

Sezione: 135  
 Progressiva: 1300.000  
 Q. Progetto: 220.902

Scala H 1/200.00  
 Scala V 1/200.00

217.00

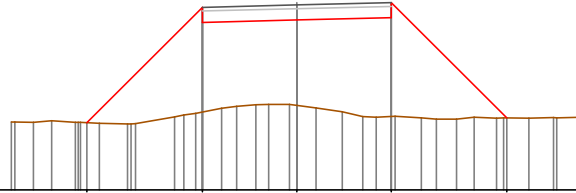


Quote		218.18	220.44	220.00	220.44	218.13
Parziali		2.66	2.50	2.50	2.71	
Sviluppata Par.		3.76	2.50	2.50	3.83	
Sviluppata		0.00	3.76	6.26	8.77	12.60
Progressiva		-5.16	-2.50	0.00	2.50	5.21
Dislivelli		0.00	-2.28	-1.79	-2.10	0.00

Sezione: 136  
 Progressiva: 1301.011  
 Q. Progetto: 220.893

Scala H 1/200.00  
 Scala V 1/200.00

216.00

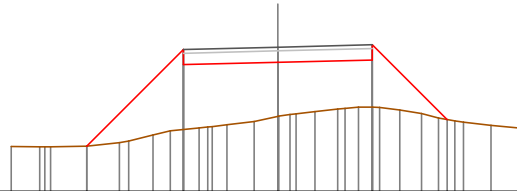


Quote	217.76	220.43	220.49	220.56	217.90
Parziali		3.05	2.50	2.50	3.05
Sviluppata Par.		4.32	2.50	2.50	4.32
Sviluppata	0.00	4.32	6.82	9.32	13.64
Progressiva	-5.55	-2.50	0.00	2.50	5.55
Dislivelli	0.00	-2.77	-2.26	-2.61	0.00

Sezione: 137  
 Progressiva: 1310.000  
 Q. Progetto: 220.811

Scala H 1/200.00  
 Scala V 1/200.00

217.00

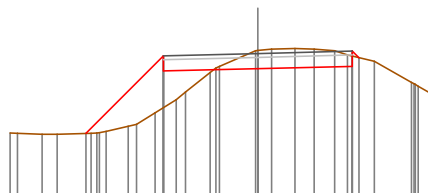


Quote	218.19	220.35	220.41	220.47	218.89
Parziali		2.56	2.50	2.50	1.98
Sviluppata Par.		3.61	2.50	2.50	2.80
Sviluppata	0.00	3.61	6.12	8.62	11.41
Progressiva	-5.06	-2.50	0.00	2.50	4.48
Dislivelli	0.00	-2.11	-1.43	-1.25	-0.00

Sezione: 138  
 Progressiva: 1315.949  
 Q. Progetto: 220.757

Scala H 1/200.00  
 Scala V 1/200.00

217.00

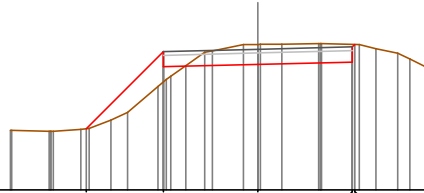


Quote	218.84	220.39	220.36	220.42	220.05
Parziali		2.05	2.50	2.50	
Sviluppata Par.		2.90	2.50	2.50	
Sviluppata	0.00	2.90	5.40	7.90	8.14
Progressiva	-4.55	-2.50	0.00	2.50	2.67
Dislivelli	0.00	-1.37	-0.48	-0.27	0.00

Sezione: 139  
 Progressiva: 1320.000  
 Q. Progetto: 220.720

Scala H 1/200.00  
 Scala V 1/200.00

217.00  

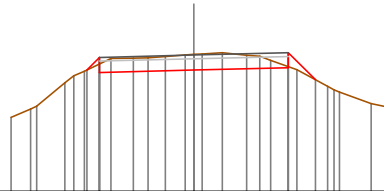



Quote	218.61	220.06	220.32	220.38	220.65
Parziali		2.04	2.50	2.50	
Sviluppata Par.		2.89	2.50	2.50	
Sviluppata		0.00	2.89	5.39	7.89
Progressiva	-4.54	-2.50	0.00	2.50	2.56
Dislivelli	-0.00	-0.80	-0.53	-0.46	-0.00

Sezione: 140  
 Progressiva: 1330.000  
 Q. Progetto: 220.604

Scala H 1/200.00  
 Scala V 1/200.00

217.00  

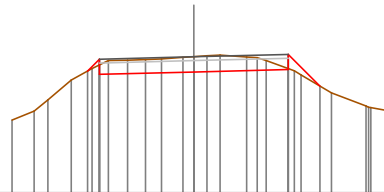



Quote	220.21	220.14	220.30	220.37	219.95
Parziali		0.33	2.50	2.50	0.72
Sviluppata Par.		0.17	2.50	2.50	1.01
Sviluppata		0.00	0.47	2.97	5.47
Progressiva	-2.83	-2.50	0.00	2.50	3.22
Dislivelli	0.00	-0.17	-0.41	-0.03	0.00

Sezione: 141  
 Progressiva: 1330.887  
 Q. Progetto: 220.591

Scala H 1/200.00  
 Scala V 1/200.00

217.00  

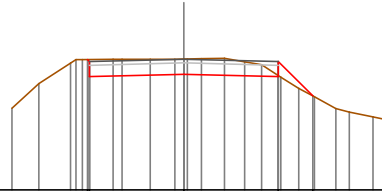



Quote	220.32	220.13	220.19	220.25	219.82
Parziali		0.31	2.50	2.50	0.84
Sviluppata Par.		0.44	2.50	2.50	1.18
Sviluppata		0.00	0.44	2.94	5.44
Progressiva	-2.81	-2.50	0.00	2.50	3.34
Dislivelli	-0.00	-0.15	-0.41	-0.03	-0.00

Sezione: 142  
 Progressiva: 1340.000  
 Q. Progetto: 220.459

Scala H 1/200.00  
 Scala V 1/200.00

217.00

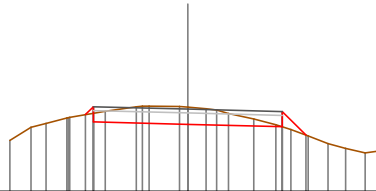


Quote		220.45	220.06	220.00	219.49
Parziali		2.50	2.50	0.91	
Sviluppata Par.		2.50	2.50	1.28	
Sviluppata		0.00	2.57	5.07	6.36
Progressiva		-2.55	0.00	2.50	3.41
Dislivelli		-0.05	-0.40	-0.03	0.00

Sezione: 143  
 Progressiva: 1359.745  
 Q. Progetto: 220.171

Scala H 1/200.00  
 Scala V 1/200.00

218.00

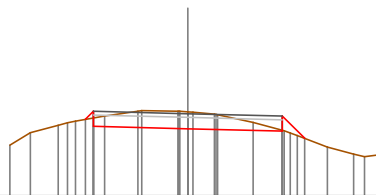


Quote		220.03	219.71	219.71	219.49
Parziali		2.50	2.50	0.62	
Sviluppata Par.		2.50	2.50	0.88	
Sviluppata		0.00	2.79	5.29	6.18
Progressiva		-2.71	0.00	2.50	3.12
Dislivelli		-0.00	-0.45	0.01	-0.00

Sezione: 144  
 Progressiva: 1360.000  
 Q. Progetto: 220.168

Scala H 1/200.00  
 Scala V 1/200.00

218.00

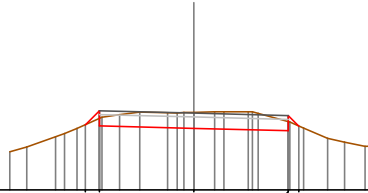


Quote		220.02	219.71	219.71	219.49
Parziali		2.50	2.50	0.59	
Sviluppata Par.		2.50	2.50	0.83	
Sviluppata		0.00	2.80	5.30	6.13
Progressiva		-2.71	0.00	2.50	3.09
Dislivelli		-0.00	-0.45	-0.02	0.00

Sezione: 145  
 Progressiva: 1370.000  
 Q. Progetto: 220.028

Scala H 1/200.00  
 Scala V 1/200.00

218.00

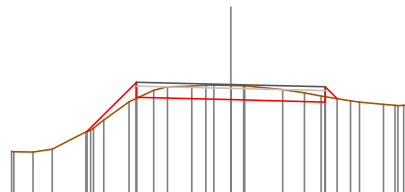


Quote		218.06	218.03	218.07	218.09
Parziali		0.37	2.50	2.50	0.28
Sviluppata Par.		0.52	2.50	2.50	0.28
Sviluppata		0.00	3.02	5.52	5.92
Progressiva		-2.87	0.00	2.50	2.78
Dislivelli		0.00	-0.43	-0.24	0.00

Sezione: 146  
 Progressiva: 1380.000  
 Q. Progetto: 219.902

Scala H 1/200.00  
 Scala V 1/200.00

217.00

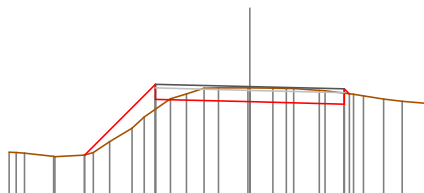


Quote		216.06	216.00	216.44	216.03
Parziali		1.30	2.50	2.50	0.31
Sviluppata Par.		1.84	2.50	2.50	0.43
Sviluppata		0.00	4.34	6.84	7.27
Progressiva		-3.80	0.00	2.50	2.81
Dislivelli		0.00	-0.43	-0.14	0.00

Sezione: 147  
 Progressiva: 1381.458  
 Q. Progetto: 219.883

Scala H 1/200.00  
 Scala V 1/200.00

217.00

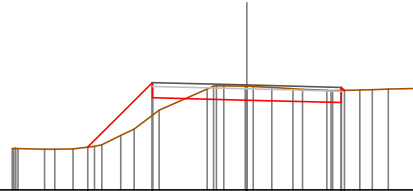


Quote		216.07	216.05	216.48	216.42	216.09
Parziali		1.87	2.50	2.50		
Sviluppata Par.		2.65	2.50	2.50		
Sviluppata		0.00	5.15	7.65	7.83	
Progressiva		-4.37	0.00	2.50	2.63	
Dislivelli		0.00	-0.67	-0.37	-0.29	0.00

Sezione: 148  
 Progressiva: 1390.000  
 Q. Progetto: 219.775

Scala H 1/200.00  
 Scala V 1/200.00

217.00

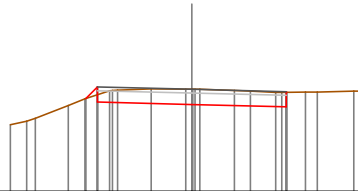


Quote	218.13	219.44	219.37	219.91	219.63
Parziali	1.71	2.50	2.50		
Sviluppata Par.	2.41	2.50	2.50		
Sviluppata	0.00	2.41	4.91	7.41	7.53
Progressiva	-4.21	-2.50	0.00	2.50	2.58
Dislivelli	-0.00	0.87	-0.37	-0.32	0.00

Sezione: 149  
 Progressiva: 1400.000  
 Q. Progetto: 219.697

Scala H 1/200.00  
 Scala V 1/200.00

217.00

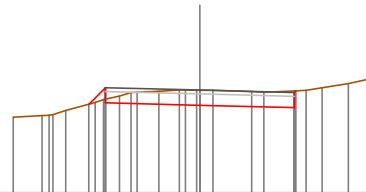


Quote	219.46	219.36	219.30	219.23
Parziali	0.30	2.50	2.50	
Sviluppata Par.	0.43	2.50	2.50	
Sviluppata	0.00	0.43	2.93	5.43
Progressiva	-2.80	-2.50	0.00	2.50
Dislivelli	0.00	0.21	-0.41	-0.38

Sezione: 150  
 Progressiva: 1403.171  
 Q. Progetto: 219.711

Scala H 1/200.00  
 Scala V 1/200.00

217.00



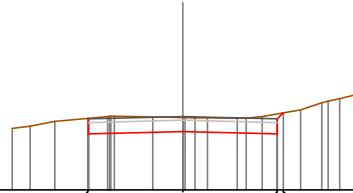
Quote	219.34	219.37	219.31	219.25	219.68
Parziali	0.44	2.50	2.50		
Sviluppata Par.	0.62	2.50	2.50		
Sviluppata	0.00	0.62	3.12	5.62	5.68
Progressiva	-2.94	-2.50	0.00	2.50	2.54
Dislivelli	-0.00	-0.30	-0.40	-0.44	0.00



Sezione: 151  
 Progressiva: 1420.000  
 Q. Progetto: 219.943

Scala H 1/200.00  
 Scala V 1/200.00

218.00

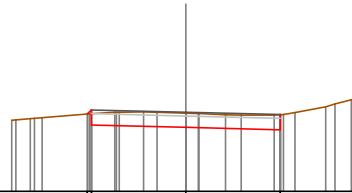


Quote	219.46	219.54	219.46	220.04
Parziali	2.50	2.50		
Sviluppata Par.	2.50	2.50		
Sviluppata	0.00	2.50	5.00	5.23
Progressiva	-2.51	0.00	2.50	2.66
Dislivelli	0.00	-0.37	-0.59	0.00

Sezione: 152  
 Progressiva: 1430.179  
 Q. Progetto: 220.090

Scala H 1/200.00  
 Scala V 1/200.00

218.00

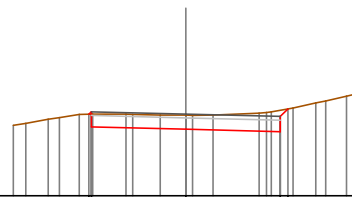


Quote	220.05	219.75	219.69	219.65
Parziali	2.50	2.50		
Sviluppata Par.	2.50	2.50		
Sviluppata	0.00	0.15	2.65	5.15
Progressiva	-2.61	-2.50	0.00	2.50
Dislivelli	0.00	0.10	-0.37	-0.39

Sezione: 153  
 Progressiva: 1434.721  
 Q. Progetto: 220.156

Scala H 1/200.00  
 Scala V 1/200.00

218.00

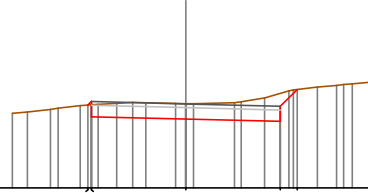


Quote	220.15	219.85	219.76	219.69	220.29
Parziali	2.50	2.50			
Sviluppata Par.	2.50	2.50			
Sviluppata	0.00	0.09	2.59	5.09	5.37
Progressiva	-2.57	-2.50	0.00	2.50	2.70
Dislivelli	0.00	0.06	-0.37	-0.56	-0.00

Sezione: 154  
 Progressiva: 1439.262  
 Q. Progetto: 220.222

Scala H 1/200.00  
 Scala V 1/200.00

218.00  

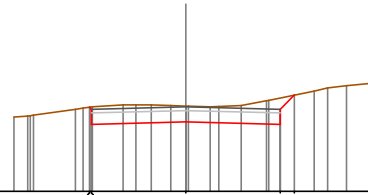



Quote	200.19 219.86	219.82	219.76 200.06
Parziali	2.50	2.50	0.44
Sviluppata Par.	2.50	2.50	0.63
Sviluppata	0.00 0.13	2.63	5.13 5.76
Progressiva	-2.59 -2.50	0.00	2.50 2.94
Dislivelli	-0.00 -0.09	-0.41	-0.74 -0.00

Sezione: 155  
 Progressiva: 1440.000  
 Q. Progetto: 220.232

Scala H 1/200.00  
 Scala V 1/200.00

218.00  

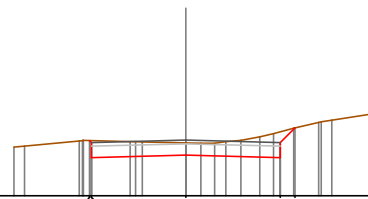



Quote	200.26 219.77	219.83	219.74 200.04
Parziali	2.50	2.50	0.37
Sviluppata Par.	2.50	2.50	0.53
Sviluppata	0.00 0.07	2.57	5.07 5.60
Progressiva	-2.55 -2.50	0.00	2.50 2.87
Dislivelli	0.00 -0.06	-0.42	-0.70 -0.00

Sezione: 156  
 Progressiva: 1460.000  
 Q. Progetto: 220.467

Scala H 1/200.00  
 Scala V 1/200.00

219.00  

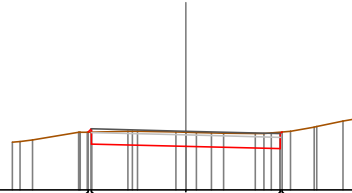



Quote	200.45 220.01	220.07	220.00 220.79
Parziali	2.50	2.50	0.39
Sviluppata Par.	2.50	2.50	0.55
Sviluppata	0.00 0.07	2.57	5.07 5.62
Progressiva	-2.55 -2.50	0.00	2.50 2.89
Dislivelli	-0.00 -0.05	-0.33	-0.69 -0.00

Sezione: 157  
 Progressiva: 1472.523  
 Q. Progetto: 220.553

Scala H 1/200.00  
 Scala V 1/200.00

219.00

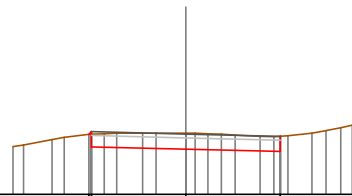


Quote	220.53 220.22	220.15	220.08 220.03
Parziali	2.50	2.50	
Sviluppata Par.	2.50	2.50	
Sviluppata	0.00 0.12	2.62	5.12 5.19
Progressiva	-2.59 -2.50	0.00	2.50 2.54
Dislivelli	0.00 0.08	-0.37	-0.44 0.00

Sezione: 158  
 Progressiva: 1478.151  
 Q. Progetto: 220.591

Scala H 1/200.00  
 Scala V 1/200.00

219.00

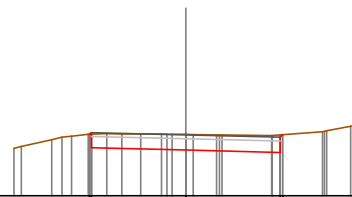


Quote	220.08 220.25	220.19	220.13 220.13
Parziali	2.50	2.50	
Sviluppata Par.	2.50	2.50	
Sviluppata	0.00 0.10	2.60	5.10
Progressiva	-2.57 -2.50	0.00	2.50
Dislivelli	0.00 0.06	-0.42	-0.40

Sezione: 159  
 Progressiva: 1480.000  
 Q. Progetto: 220.604

Scala H 1/200.00  
 Scala V 1/200.00

219.00

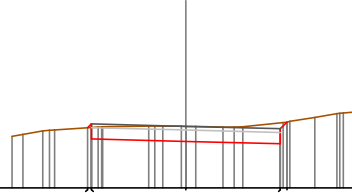


Quote	220.02 220.27	220.00	220.14 220.01
Parziali	2.50	2.50	
Sviluppata Par.	2.50	2.50	
Sviluppata	0.00 0.06	2.57	5.07 5.16
Progressiva	-2.55 -2.50	0.00	2.50 2.57
Dislivelli	0.00 0.04	-0.41	-0.46 0.00

Sezione: 160  
 Progressiva: 1483.779  
 Q. Progetto: 220.630

Scala H 1/200.00  
 Scala V 1/200.00

219.00  

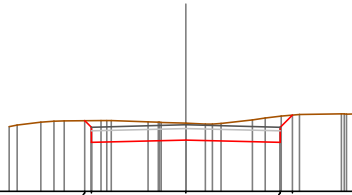



Quote	220.59 220.29	220.23	220.17 220.74
Parziali	2.50	2.50	
Sviluppata Par.	2.50	2.50	
Sviluppata	0.00 0.15	2.65	5.15 5.39
Progressiva	-2.60 -2.50	0.00	2.50 2.67
Dislivelli	-0.00 0.10	-0.40	-0.55 0.00

Sezione: 161  
 Progressiva: 1500.000  
 Q. Progetto: 220.757

Scala H 1/200.00  
 Scala V 1/200.00

219.00  

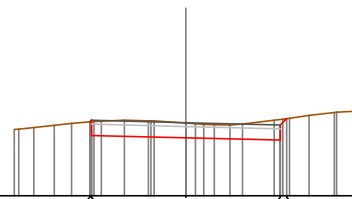



Quote	220.67 220.38	220.38	220.39 221.02
Parziali	2.50	2.50	
Sviluppata Par.	2.50	2.50	
Sviluppata	0.00 0.24	2.75	5.25 5.70
Progressiva	-2.67 -2.50	0.00	2.50 2.62
Dislivelli	-0.00 -0.17	-0.44	-0.69 -0.00

Sezione: 162  
 Progressiva: 1507.615  
 Q. Progetto: 220.928

Scala H 1/200.00  
 Scala V 1/200.00

219.00  

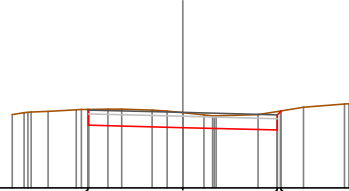



Quote	220.95 220.59	220.53	220.47 221.03
Parziali	2.50	2.50	
Sviluppata Par.	2.50	2.50	
Sviluppata	0.00 0.06	2.56	5.06 5.30
Progressiva	-2.54 -2.50	0.00	2.50 2.67
Dislivelli	-0.00 0.04	-0.39	-0.55 -0.00

Sezione: 163  
 Progressiva: 1510.000  
 Q. Progetto: 220.995

Scala H 1/200.00  
 Scala V 1/200.00

219.00

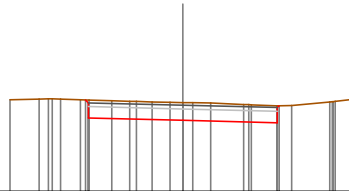


Quote	220.66	220.66	220.65	221.03
Parziali		2.50	2.50	
Sviluppata Par.		2.50	2.50	
Sviluppata	0.00	0.00	2.50	5.00
Progressiva	-2.52	0.00	2.50	5.15
Dislivelli	0.00	-0.39	-0.49	0.00

Sezione: 164  
 Progressiva: 1520.000  
 Q. Progetto: 221.276

Scala H 1/200.00  
 Scala V 1/200.00

219.00

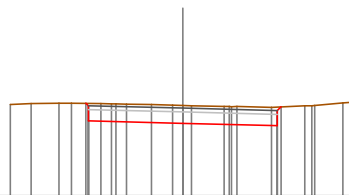


Quote	221.14	221.14	220.88	221.26
Parziali		2.50	2.50	
Sviluppata Par.		2.50	2.50	
Sviluppata	0.00	0.00	2.61	5.11
Progressiva	-2.57	-2.50	0.00	5.18
Dislivelli	0.00	-0.07	-0.47	-0.45

Sezione: 165  
 Progressiva: 1521.324  
 Q. Progetto: 221.313

Scala H 1/200.00  
 Scala V 1/200.00

219.00

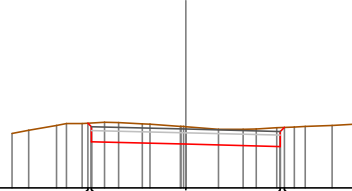


Quote	221.14	221.14	220.91	221.35
Parziali		2.50	2.50	
Sviluppata Par.		2.50	2.50	
Sviluppata	0.00	0.00	2.59	5.09
Progressiva	-2.57	-2.50	0.00	5.23
Dislivelli	0.00	-0.06	-0.47	-0.49

Sezione: 166  
 Progressiva: 1530.000  
 Q. Progetto: 221.557

Scala H 1/200.00  
 Scala V 1/200.00

220.00

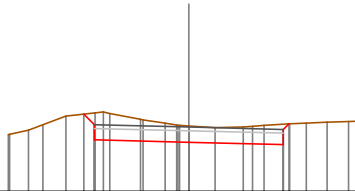


Quote		221.71 221.22	221.16	221.09 221.00
Parziali		2.50	2.50	
Sviluppata Par.		2.50	2.50	
Sviluppata		0.00 0.13	2.63	5.14 5.28
Progressiva		-2.59 -2.50	0.00	2.50 2.60
Dislivelli		-0.00 -0.10	-0.46	-0.50 -0.00

Sezione: 167  
 Progressiva: 1535.032  
 Q. Progetto: 221.698

Scala H 1/200.00  
 Scala V 1/200.00

220.00

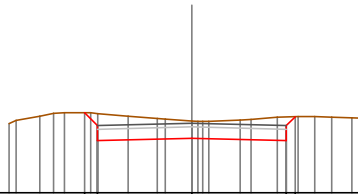


Quote		222.04 221.36	221.30	221.24 221.18
Parziali		0.36 2.50	2.50	
Sviluppata Par.		0.36 2.50	2.50	
Sviluppata		0.00 0.39	2.89	5.39 5.60
Progressiva		-2.78 -2.50	0.00	2.50 2.65
Dislivelli		0.00 -0.31	-0.43	-0.54 -0.00

Sezione: 168  
 Progressiva: 1540.000  
 Q. Progetto: 221.837

Scala H 1/200.00  
 Scala V 1/200.00

220.00

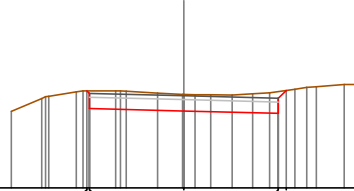


Quote		222.11 221.37	221.14	221.37 222.01
Parziali		0.34 2.50	2.50	
Sviluppata Par.		0.34 2.50	2.50	
Sviluppata		0.00 0.47	2.98	5.48 5.80
Progressiva		-2.84 -2.50	0.00	2.50 2.73
Dislivelli		-0.00 -0.32	-0.46	-0.62 -0.00

Sezione: 169  
 Progressiva: 1557.001  
 Q. Progetto: 222.436

Scala H 1/200.00  
 Scala V 1/200.00

220.00

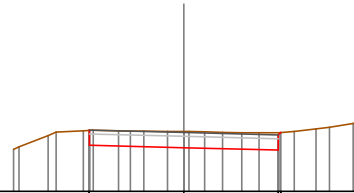


Quote		222.46 222.10	222.04	221.91 221.68
Parziali		2.50	2.50	0.00
Sviluppata Par.		2.50	2.50	0.00
Sviluppata		0.00 0.09	2.59	5.10 5.38
Progressiva		-2.57 -2.50	0.00	2.50 2.70
Dislivelli		0.00 -0.07	-0.44	-0.58 -0.00

Sezione: 170  
 Progressiva: 1560.038  
 Q. Progetto: 222.553

Scala H 1/200.00  
 Scala V 1/200.00

221.00

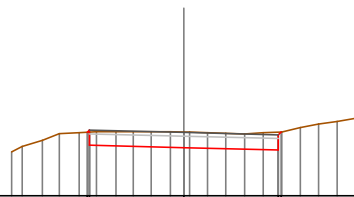


Quote		222.22	222.15	222.08 222.05
Parziali		2.50	2.50	0.00
Sviluppata Par.		2.50	2.50	0.00
Sviluppata		0.00	2.50	5.00 5.09
Progressiva		-2.50	0.00	2.50 2.56
Dislivelli		-0.00	-0.43	-0.46 0.00

Sezione: 171  
 Progressiva: 1563.075  
 Q. Progetto: 222.670

Scala H 1/200.00  
 Scala V 1/200.00

221.00

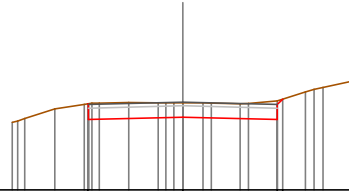


Quote		222.48 222.33	222.27	222.21 222.08
Parziali		2.50	2.50	0.00
Sviluppata Par.		2.50	2.50	0.00
Sviluppata		0.00 0.08	2.58	5.08 5.19
Progressiva		-2.56 -2.50	0.00	2.50 2.57
Dislivelli		0.00 0.05	-0.41	-0.47 0.00

Sezione: 172  
 Progressiva: 1580.000  
 Q. Progetto: 223.323

Scala H 1/200.00  
 Scala V 1/200.00

221.00

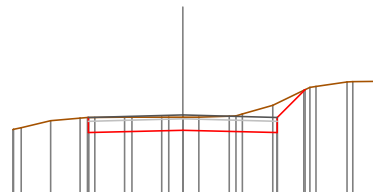


Quote		222.86	222.92	222.86	222.49
Parziali		2.50	2.50		
Sviluppata Par.		2.50	2.50		
Sviluppata		0.00	2.50	5.00	5.19
Progressiva		-2.51	0.00	2.50	2.64
Dislivelli		0.00	-0.38	-0.49	-0.00

Sezione: 173  
 Progressiva: 1600.000  
 Q. Progetto: 224.095

Scala H 1/200.00  
 Scala V 1/200.00

222.00

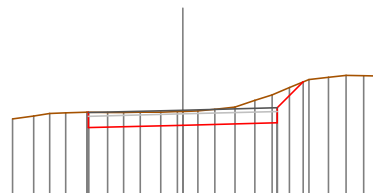


Quote		223.63	223.69	223.63	224.17
Parziali		2.50	2.50	0.74	
Sviluppata Par.		2.50	2.50	1.04	
Sviluppata		0.00	2.50	5.00	6.04
Progressiva		-2.50	0.00	2.50	3.24
Dislivelli		-0.00	-0.35	-0.78	-0.00

Sezione: 174  
 Progressiva: 1604.278  
 Q. Progetto: 224.260

Scala H 1/200.00  
 Scala V 1/200.00

222.00



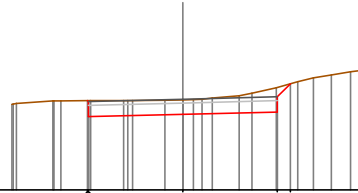
Quote		223.90	223.96	223.92	223.01
Parziali		2.50	2.50	0.69	
Sviluppata Par.		2.50	2.50	0.97	
Sviluppata		0.00	2.50	5.00	5.97
Progressiva		-2.51	0.00	2.50	3.19
Dislivelli		0.00	-0.37	-0.80	-0.00



Sezione: 175  
 Progressiva: 1607.877  
 Q. Progetto: 224.399

Scala H 1/200.00  
 Scala V 1/200.00

222.00  

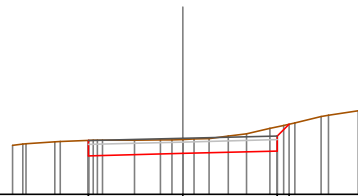



Quote		220.36 220.34	221.00	221.06 221.81
Parziali		2.50	2.50	0.34 0.34
Sviluppata Par.		2.50	2.50	0.49 0.49
Sviluppata		0.00 0.03	2.53	5.03 5.52
Progressiva		-2.52 -2.50	0.00	2.50 2.84
Dislivelli		0.00 -0.02	-0.38	-0.65 -0.00

Sezione: 176  
 Progressiva: 1610.000  
 Q. Progetto: 224.481

Scala H 1/200.00  
 Scala V 1/200.00

223.00  

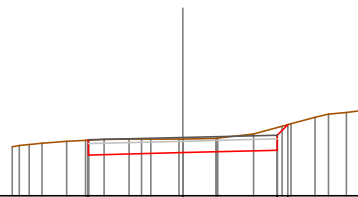



Quote		221.02	221.08	221.14 221.85
Parziali		2.50	2.50	0.31 0.31
Sviluppata Par.		2.50	2.50	0.43 0.43
Sviluppata		0.00	2.50	5.00 5.43
Progressiva		-2.50	0.00	2.50 2.81
Dislivelli		0.00	-0.37	-0.64 -0.00

Sezione: 177  
 Progressiva: 1611.476  
 Q. Progetto: 224.538

Scala H 1/200.00  
 Scala V 1/200.00

223.00  

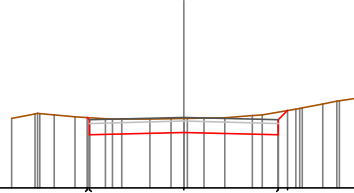



Quote		221.08	221.14	221.20 221.87
Parziali		2.50	2.50	0.27 0.27
Sviluppata Par.		2.50	2.50	0.39 0.39
Sviluppata		0.00	2.50	5.00 5.39
Progressiva		-2.51	0.00	2.50 2.77
Dislivelli		-0.00	-0.36	-0.60 -0.00

Sezione: 178  
 Progressiva: 1620.000  
 Q. Progetto: 224.866

Scala H 1/200.00  
 Scala V 1/200.00

223.00

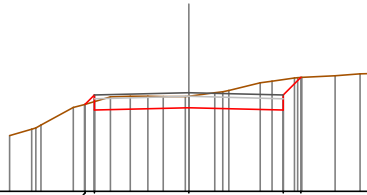


Quote		224.46	224.47	224.40	224.66
Parziali		2.50	2.50		
Sviluppata Par.		2.50	2.50	0.34	
Sviluppata		0.00	2.58	5.08	5.42
Progressiva		-2.56	0.00	2.50	2.74
Dislivelli		0.00	-0.37	-0.60	0.00

Sezione: 179  
 Progressiva: 1640.000  
 Q. Progetto: 225.609

Scala H 1/200.00  
 Scala V 1/200.00

223.00

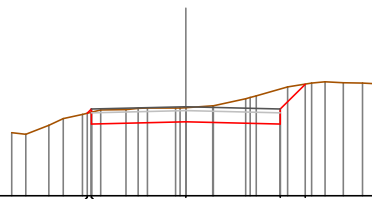


Quote		225.30	225.15	225.21	225.15	225.01
Parziali		2.50	2.50		0.46	
Sviluppata Par.		2.50	2.50	0.66	0.46	
Sviluppata		0.00	2.85	5.35	6.00	
Progressiva		-2.74	0.00	2.50	2.96	
Dislivelli		0.00	-0.31	-0.80	0.00	

Sezione: 180  
 Progressiva: 1660.000  
 Q. Progetto: 226.352

Scala H 1/200.00  
 Scala V 1/200.00

224.00

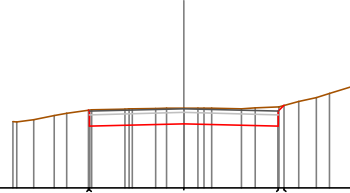


Quote		226.19	226.06	226.06	226.06
Parziali		2.50	2.50	0.66	
Sviluppata Par.		2.50	2.50	0.93	
Sviluppata		0.00	2.66	5.16	6.09
Progressiva		-2.61	0.00	2.50	3.16
Dislivelli		-0.00	-0.37	-0.93	-0.00

Sezione: 181  
 Progressiva: 1680.000  
 Q. Progetto: 227.095

Scala H 1/200.00  
 Scala V 1/200.00

225.00  

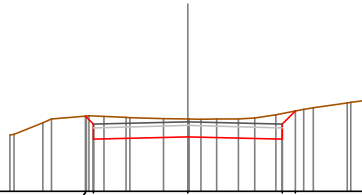



Quote		227.09 226.63	226.70	226.63 227.18
Parziali		2.50	2.50	
Sviluppata Par.		2.50	2.50	
Sviluppata		0.00 0.03	2.53	5.03 5.25
Progressiva		-2.52 -2.50	0.00	2.50 2.65
Dislivelli		0.00 -0.03	-0.41	-0.51 0.00

Sezione: 182  
 Progressiva: 1700.000  
 Q. Progetto: 227.839

Scala H 1/200.00  
 Scala V 1/200.00

226.00  

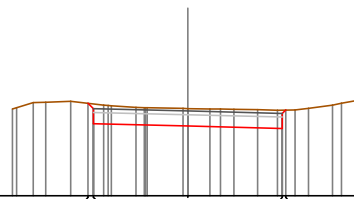



Quote		227.99 227.38	227.44	227.38 226.12
Parziali		2.50	2.50	
Sviluppata Par.		2.50	2.50	
Sviluppata		0.00 0.30	2.80	5.30 5.79
Progressiva		-2.71 -2.50	0.00	2.50 2.85
Dislivelli		-0.00 -0.21	-0.47	-0.66 0.00

Sezione: 183  
 Progressiva: 1710.769  
 Q. Progetto: 228.239

Scala H 1/200.00  
 Scala V 1/200.00

226.00  

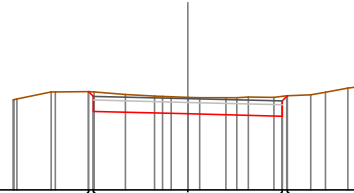



Quote		228.44 227.90	227.84	227.78 226.93
Parziali		2.50	2.50	
Sviluppata Par.		2.50	2.50	
Sviluppata		0.00 0.20	2.70	5.20 5.32
Progressiva		-2.64 -2.50	0.00	2.50 2.59
Dislivelli		0.00 -0.13	-0.46	-0.49 0.00

Sezione: 184  
 Progressiva: 1715.747  
 Q. Progetto: 228.414

Scala H 1/200.00  
 Scala V 1/200.00

226.00

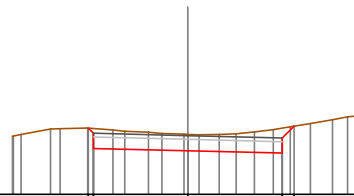


Quote		226.00 226.08	228.01	227.95 228.49
Parziali		2.50	2.50	
Sviluppata Par.		2.50	2.50	
Sviluppata		0.00 0.17	2.67	5.18 5.97
Progressiva		-2.62 -2.50	0.00	2.50 2.64
Dislivelli		0.00 -0.11	-0.43	-0.52 0.00

Sezione: 185  
 Progressiva: 1720.000  
 Q. Progetto: 228.550

Scala H 1/200.00  
 Scala V 1/200.00

227.00

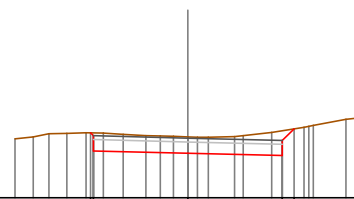


Quote		228.75 228.21	228.15	228.09 228.80
Parziali		2.50	2.50	0.31
Sviluppata Par.		2.50	2.50	0.43
Sviluppata		0.00 0.19	2.70	5.20 5.64
Progressiva		-2.64 -2.50	0.00	2.50 2.81
Dislivelli		0.00 -0.13	-0.43	-0.66 -0.00

Sezione: 186  
 Progressiva: 1720.724  
 Q. Progetto: 228.573

Scala H 1/200.00  
 Scala V 1/200.00

227.00

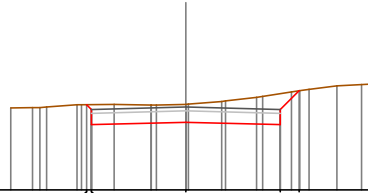


Quote		228.71 228.24	228.17	228.11 228.82
Parziali		2.50	2.50	0.31
Sviluppata Par.		2.50	2.50	0.43
Sviluppata		0.00 0.11	2.61	5.11 5.54
Progressiva		-2.58 -2.50	0.00	2.50 2.81
Dislivelli		0.00 -0.08	-0.43	-0.66 -0.00

Sezione: 187  
 Progressiva: 1740.000  
 Q. Progetto: 229.189

Scala H 1/200.00  
 Scala V 1/200.00

227.00

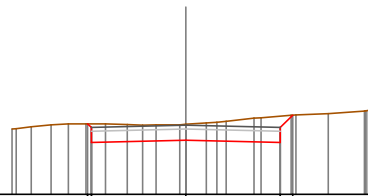


Quote	229.36 229.73	229.71	229.73 229.63
Parziali	2.50	2.50	0.50
Sviluppata Par.	2.50	2.50	0.71
Sviluppata	0.00 0.18	2.68	5.18 5.69
Progressiva	-2.63 -2.50	0.00	2.50 3.00
Dislivelli	-0.00 -0.13	-0.47	-0.82 -0.00

Sezione: 188  
 Progressiva: 1760.000  
 Q. Progetto: 229.828

Scala H 1/200.00  
 Scala V 1/200.00

228.00

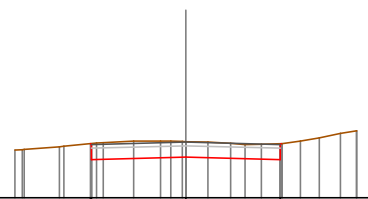


Quote	229.86 229.97	229.43	229.97 229.09
Parziali	2.50	2.50	0.35
Sviluppata Par.	2.50	2.50	0.46
Sviluppata	0.00 0.14	2.64	5.14 5.60
Progressiva	-2.60 -2.50	0.00	2.50 2.83
Dislivelli	0.00 -0.10	-0.42	-0.70 -0.00

Sezione: 189  
 Progressiva: 1780.000  
 Q. Progetto: 230.467

Scala H 1/200.00  
 Scala V 1/200.00

229.00

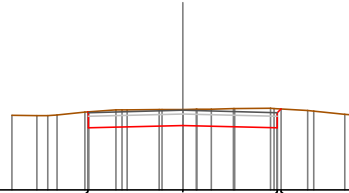


Quote	230.43 230.01	230.07	230.09
Parziali	2.50	2.50	
Sviluppata Par.	2.50	2.50	
Sviluppata	0.00 0.03	2.53	5.04
Progressiva	-2.52 -2.50	0.00	2.50
Dislivelli	-0.00 -0.03	-0.41	-0.42

Sezione: 190  
 Progressiva: 1800.000  
 Q. Progetto: 231.106

Scala H 1/200.00  
 Scala V 1/200.00

229.00

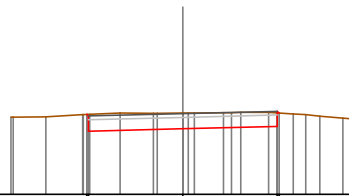


Quote	230.64	230.71	230.64	231.14
Parziali	2.50	2.50		
Sviluppata Par.	2.50	2.50		
Sviluppata	0.00	2.50	5.00	5.14
Progressiva	-2.50	0.00	2.50	2.60
Dislivelli	0.00	-0.42	-0.50	0.00

Sezione: 191  
 Progressiva: 1800.786  
 Q. Progetto: 231.132

Scala H 1/200.00  
 Scala V 1/200.00

229.00

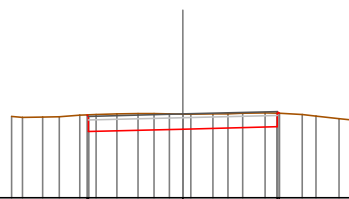


Quote	231.11	230.67	230.73	230.79	231.15
Parziali	2.50	2.50			
Sviluppata Par.	2.50	2.50			
Sviluppata	0.00	0.06	2.56	5.06	5.13
Progressiva	-2.54	-2.50	0.00	2.50	2.55
Dislivelli	0.00	-0.05	-0.41	-0.35	0.00

Sezione: 192  
 Progressiva: 1803.304  
 Q. Progetto: 231.212

Scala H 1/200.00  
 Scala V 1/200.00

229.00

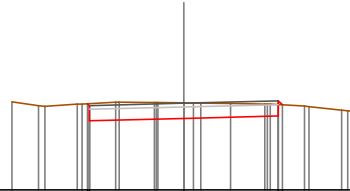


Quote	231.18	230.75	230.81	230.87	231.23
Parziali	2.50	2.50			
Sviluppata Par.	2.50	2.50			
Sviluppata	0.00	0.05	2.55	5.05	5.11
Progressiva	-2.54	-2.50	0.00	2.50	2.54
Dislivelli	0.00	-0.04	-0.40	-0.36	0.00

Sezione: 193  
 Progressiva: 1805.822  
 Q. Progetto: 231.292

Scala H 1/200.00  
 Scala V 1/200.00

229.00

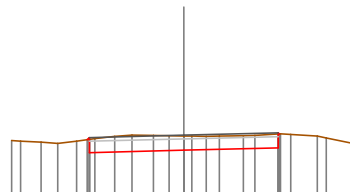


Quote		231.28 230.81	230.89	230.95 231.25
Parziali		2.50	2.50	
Sviluppata Par.		2.50	2.50	
Sviluppata		0.00 0.07	2.57	5.07 5.22
Progressiva		-2.55 -2.50	0.00	2.50 2.61
Dislivelli		0.00 -0.05	-0.41	-0.30 0.00

Sezione: 194  
 Progressiva: 1814.284  
 Q. Progetto: 231.563

Scala H 1/200.00  
 Scala V 1/200.00

230.00

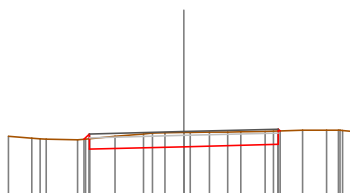


Quote		231.45 231.10	231.16	231.23 231.59
Parziali		2.50	2.50	
Sviluppata Par.		2.50	2.50	
Sviluppata		0.00 0.08	2.58	5.08 5.12
Progressiva		-2.56 -2.50	0.00	2.50 2.53
Dislivelli		-0.00 -0.05	-0.38	-0.37 -0.00

Sezione: 195  
 Progressiva: 1820.000  
 Q. Progetto: 231.745

Scala H 1/200.00  
 Scala V 1/200.00

230.00



Quote		231.54 231.28	231.35	231.41 231.76
Parziali		2.50	2.50	
Sviluppata Par.		2.50	2.50	
Sviluppata		0.00 0.20	2.70	5.20 5.26
Progressiva		-2.64 -2.50	0.00	2.50 2.55
Dislivelli		0.00 0.13	-0.38	-0.35 -0.00

Sezione: 195  
 Progressiva: 1820.000  
 Q. Progetto: 231.745

Scala H 1/200.00  
 Scala V 1/200.00

230.00

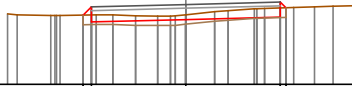


Quote	231.54 231.26	231.35	231.41 231.76
Parziali	2.50	2.50	
Sviluppata Par.	2.50	2.50	
Sviluppata	0.00 0.20	2.70	5.20 5.26
Progressiva	-2.64 -2.50	0.00	2.50 2.55
Dislivelli	0.00 0.13	-0.35	-0.35 0.00

Sezione: 196  
 Progressiva: 1830.000  
 Q. Progetto: 232.110

Scala H 1/200.00  
 Scala V 1/200.00

230.00

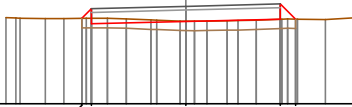


Quote	231.83 231.65	231.71	231.77 232.02
Parziali	2.50	2.50	
Sviluppata Par.	2.50	2.50	
Sviluppata	0.00 0.31	2.81	5.31 5.53
Progressiva	-2.72 -2.50	0.00	2.50 2.65
Dislivelli	0.00 0.22	-0.13	-0.24 -0.00

Sezione: 197  
 Progressiva: 1840.000  
 Q. Progetto: 232.573

Scala H 1/200.00  
 Scala V 1/200.00

230.00



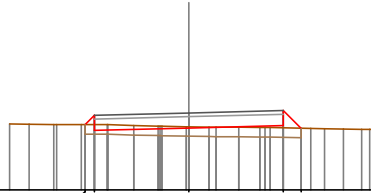
Quote	232.25 232.11	232.17	232.24 232.23
Parziali	2.50	2.50	0.40
Sviluppata Par.	2.50	2.50	0.57
Sviluppata	0.00 0.36	2.86	5.36 5.93
Progressiva	-2.76 -2.50	0.00	2.50 2.90
Dislivelli	0.00 0.26	-0.01	0.00 0.00



Sezione: 198  
 Progressiva: 1850.000  
 Q. Progetto: 233.036

Scala H 1/200.00  
 Scala V 1/200.00

231.00

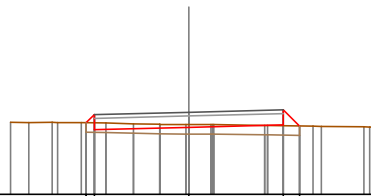


Quote	230.73	230.57	230.64	230.70	230.63
Parziali	0.00	2.50	2.50	0.47	
Sviluppata Par.	0.00	2.50	2.50	0.66	0.47
Sviluppata	0.00	0.35	2.85	5.35	6.01
Progressiva	-2.75	-2.50	0.00	2.50	2.97
Dislivelli	0.00	-0.25	-0.03	0.06	-0.00

Sezione: 199  
 Progressiva: 1852.870  
 Q. Progetto: 233.170

Scala H 1/200.00  
 Scala V 1/200.00

231.00

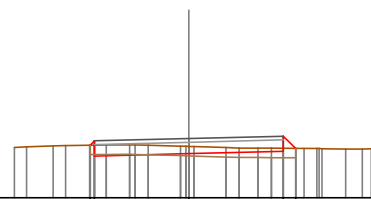


Quote	230.89	230.71	230.77	230.83	230.81
Parziali	0.00	2.50	2.50	0.43	
Sviluppata Par.	0.00	2.50	2.50	0.60	0.43
Sviluppata	0.00	0.31	2.81	5.31	5.91
Progressiva	-2.72	-2.50	0.00	2.50	2.93
Dislivelli	0.00	-0.22	-0.07	0.02	0.00

Sezione: 200  
 Progressiva: 1860.000  
 Q. Progetto: 233.563

Scala H 1/200.00  
 Scala V 1/200.00

232.00

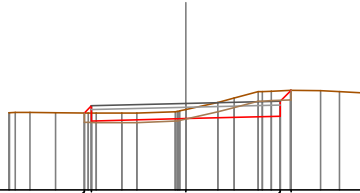


Quote	233.30	233.10	233.16	233.23	233.30
Parziali	0.00	2.50	2.50	0.32	
Sviluppata Par.	0.00	2.50	2.50	0.46	0.32
Sviluppata	0.00	0.16	2.66	5.16	5.62
Progressiva	-2.61	-2.50	0.00	2.50	2.82
Dislivelli	0.00	0.11	-0.19	-0.08	-0.00

Sezione: 201  
 Progressiva: 1870.000  
 Q. Progetto: 234.286

Scala H 1/200.00  
 Scala V 1/200.00

232.00

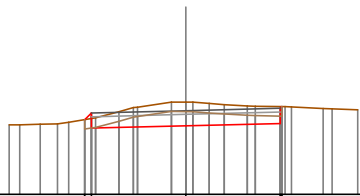


Quote	234.04 233.82	233.89	233.95 234.63
Parziali	2.50	2.50	
Sviluppata Par.	2.50	2.50	
Sviluppata	0.00 0.26	2.77	5.27 5.67
Progressiva	-2.69 -2.50	0.00	2.50 2.78
Dislivelli	-0.00 -0.19	-0.24	-0.67 -0.00

Sezione: 202  
 Progressiva: 1880.000  
 Q. Progetto: 235.211

Scala H 1/200.00  
 Scala V 1/200.00

233.00

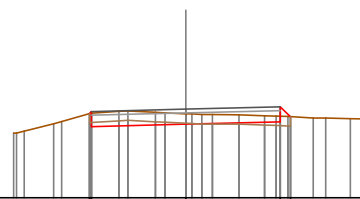


Quote	234.97 234.75	234.81	234.87 235.32
Parziali	2.50	2.50	
Sviluppata Par.	2.50	2.50	
Sviluppata	0.00 0.25	2.75	5.25 5.31
Progressiva	-2.68 -2.50	0.00	2.50 2.54
Dislivelli	-0.00 -0.15	-0.62	-0.44 0.00

Sezione: 203  
 Progressiva: 1890.000  
 Q. Progetto: 236.340

Scala H 1/200.00  
 Scala V 1/200.00

234.00

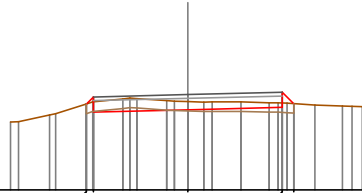


Quote	234.22 234.86	235.14	235.00 235.14
Parziali	2.50	2.50	
Sviluppata Par.	2.50	2.50	
Sviluppata	0.00 0.08	2.58	5.08 5.45
Progressiva	-2.55 -2.50	0.00	2.50 2.76
Dislivelli	-0.00 -0.04	-0.28	-0.15 -0.00

Sezione: 204  
 Progressiva: 1891.456  
 Q. Progetto: 236.521

Scala H 1/200.00  
 Scala V 1/200.00

234.00

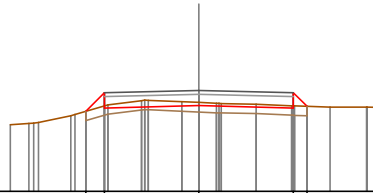


Quote	236.27 236.06	236.12	236.18 236.28
Parziali	2.50	2.50	
Sviluppata Par.	2.50	2.50	
Sviluppata	0.00 0.27	2.77	5.27 5.70
Progressiva	-2.69 -2.50	0.00	2.50 2.80
Dislivelli	-0.00 -0.13	-0.22	-0.11 -0.00

Sezione: 205  
 Progressiva: 1900.000  
 Q. Progetto: 237.666

Scala H 1/200.00  
 Scala V 1/200.00

235.00

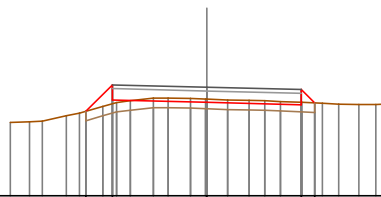


Quote	237.12 237.20	237.27	237.20 237.25
Parziali	2.50 0.49	2.50	0.36
Sviluppata Par.	2.50 0.69	2.50	0.50
Sviluppata	0.00 0.69	3.19	5.69 6.20
Progressiva	-2.99 -2.50	0.00	2.50 2.86
Dislivelli	0.00 -0.34	-0.08	-0.06 -0.00

Sezione: 206  
 Progressiva: 1901.447  
 Q. Progetto: 237.866

Scala H 1/200.00  
 Scala V 1/200.00

235.00

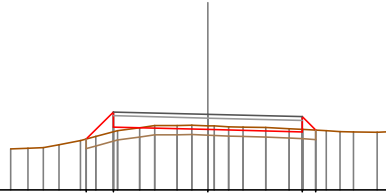


Quote	237.23 237.53	237.47	237.40 237.45
Parziali	0.70	2.50	0.35
Sviluppata Par.	0.99	2.50	0.50
Sviluppata	0.00 0.99	3.49	5.99 6.49
Progressiva	-3.20 -2.50	0.00	2.50 2.85
Dislivelli	0.00 -0.50	-0.08	-0.06 -0.00

Sezione: 207  
 Progressiva: 1902.413  
 Q. Progetto: 237.999

Scala H 1/200.00  
 Scala V 1/200.00

236.00  

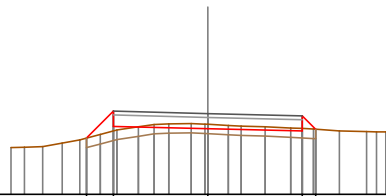



Quote		237.96	237.96	237.96	237.94	237.96
Parziali		0.72	2.50	2.50	0.36	
Sviluppata Par.		1.01	2.50	2.50	0.50	
Sviluppata		0.00	1.01	3.51	6.01	6.52
Progressiva		-3.22	-2.50	0.00	2.50	2.86
Dislivelli		-0.00	0.52	-0.10	-0.07	-0.00

Sezione: 208  
 Progressiva: 1903.379  
 Q. Progetto: 238.133

Scala H 1/200.00  
 Scala V 1/200.00

236.00  

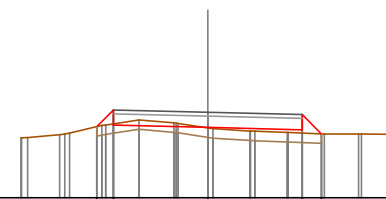



Quote		237.49	237.60	237.73	237.67	237.72
Parziali		0.71	2.50	2.50	0.35	
Sviluppata Par.		1.00	2.50	2.50	0.50	
Sviluppata		0.00	1.00	3.50	6.00	6.50
Progressiva		-3.21	-2.50	0.00	2.50	2.85
Dislivelli		-0.00	0.52	-0.12	-0.07	-0.00

Sezione: 209  
 Progressiva: 1918.734  
 Q. Progetto: 240.256

Scala H 1/200.00  
 Scala V 1/200.00

238.00  

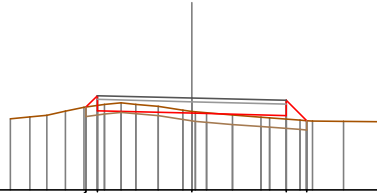



Quote		238.87	238.92	238.96	238.79	238.69
Parziali		0.44	2.50	2.50	0.51	
Sviluppata Par.		0.63	2.50	2.50	0.72	
Sviluppata		0.00	0.63	3.13	5.63	6.35
Progressiva		-2.94	-2.50	0.00	2.50	3.01
Dislivelli		-0.00	0.37	-0.01	-0.09	-0.00

Sezione: 210  
 Progressiva: 1920.000  
 Q. Progetto: 240.431

Scala H 1/200.00  
 Scala V 1/200.00

238.00  

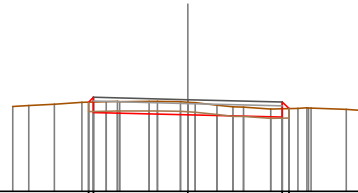



Quote	240.19 240.00	240.00	239.97 239.83
Parziali	0.00 0.43	2.50	2.50 0.54
Sviluppata Par.	0.43	2.50	2.50 0.76
Sviluppata	0.00 0.43	2.93	5.43 6.19
Progressiva	-2.80 -2.50	0.00	-2.50 3.04
Dislivelli	0.00 0.26	-0.05	-0.09 0.00

Sezione: 211  
 Progressiva: 1927.167  
 Q. Progetto: 241.421

Scala H 1/200.00  
 Scala V 1/200.00

239.00  

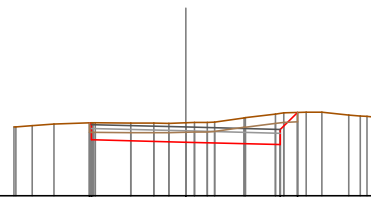



Quote	241.96 241.68	241.02	240.96 241.19
Parziali	0.00 0.18	2.50	2.50 5.18
Sviluppata Par.	0.18	2.50	2.50 5.43
Sviluppata	0.00 0.18	2.68	5.18 5.43
Progressiva	-2.63 -2.50	0.00	-2.50 2.67
Dislivelli	0.00 0.13	-0.33	-0.22 0.00

Sezione: 212  
 Progressiva: 1930.000  
 Q. Progetto: 241.812

Scala H 1/200.00  
 Scala V 1/200.00

240.00  

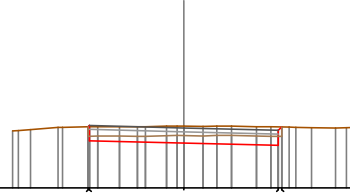



Quote	241.92 241.47	241.41	241.35 242.20
Parziali	0.00 0.07	2.50	2.50 0.45
Sviluppata Par.	0.07	2.50	2.50 0.64
Sviluppata	0.00 0.07	2.57	5.07 5.70
Progressiva	-2.55 -2.50	0.00	-2.50 2.95
Dislivelli	0.00 -0.05	-0.51	-0.82 0.00

Sezione: 213  
 Progressiva: 1935.601  
 Q. Progetto: 242.585

Scala H 1/200.00  
 Scala V 1/200.00

241.00

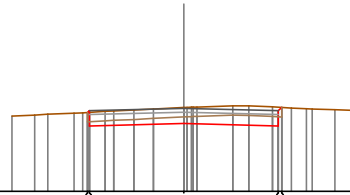


Quote		242.25	242.18	242.12	242.01
Parziali		2.50	2.50		
Sviluppata Par.		2.50	2.50		
Sviluppata		0.00 0.04	2.54	5.04 5.17	
Progressiva		-2.53 -2.50	0.00	2.50 2.59	
Dislivelli		0.00 0.03	-0.45	-0.49 0.00	

Sezione: 214  
 Progressiva: 1940.000  
 Q. Progetto: 243.191

Scala H 1/200.00  
 Scala V 1/200.00

241.00

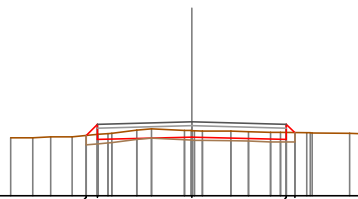


Quote		242.73	242.79	242.71	242.62
Parziali		2.50	2.50		
Sviluppata Par.		2.50	2.50		
Sviluppata		0.00 0.06	2.57	5.07 5.19	
Progressiva		-2.55 -2.50	0.00	2.50 2.59	
Dislivelli		0.00 0.04	-0.42	-0.49 0.00	

Sezione: 215  
 Progressiva: 1960.000  
 Q. Progetto: 245.948

Scala H 1/200.00  
 Scala V 1/200.00

244.00

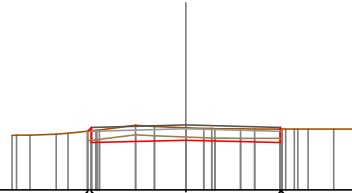


Quote		244.98	244.98	244.95	244.89
Parziali		2.50	2.50		
Sviluppata Par.		2.50	2.50		
Sviluppata		0.00 0.42	2.92	5.42 5.73	
Progressiva		-2.80 -2.50	0.00	2.50 2.72	
Dislivelli		0.00 0.27	-0.17	-0.18 -0.00	

Sezione: 216  
 Progressiva: 1980.000  
 Q. Progetto: 248.716

Scala H 1/200.00  
 Scala V 1/200.00

247.00

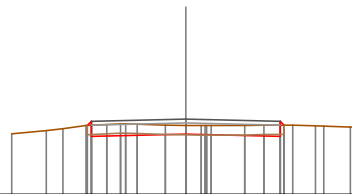


Quote		248.95 248.25	248.32	248.25 248.01
Parziali		2.50	2.50	
Sviluppata Par.		2.50	2.50	
Sviluppata		0.00 0.14	2.64	5.14 5.20
Progressiva		-2.60 -2.50	0.00	2.50 2.54
Dislivelli		-0.00 0.09	-0.33	-0.36 -0.00

Sezione: 217  
 Progressiva: 2000.000  
 Q. Progetto: 251.990

Scala H 1/200.00  
 Scala V 1/200.00

250.00

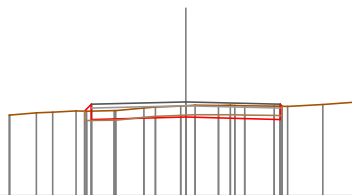


Quote		251.82 251.55	251.59	251.53 251.53
Parziali		2.50	2.50	
Sviluppata Par.		2.50	2.50	
Sviluppata		0.00 0.15	2.65	5.15 5.29
Progressiva		-2.61 -2.50	0.00	2.50 2.60
Dislivelli		0.00 0.10	-0.23	-0.30 0.00

Sezione: 218  
 Progressiva: 2020.000  
 Q. Progetto: 255.477

Scala H 1/200.00  
 Scala V 1/200.00

253.00

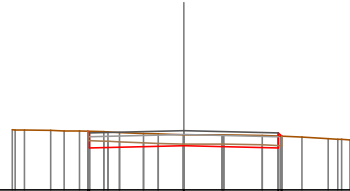


Quote		253.24 253.01	253.08	253.01 253.38
Parziali		2.50	2.50	
Sviluppata Par.		2.50	2.50	
Sviluppata		0.00 0.25	2.75	5.25 5.32
Progressiva		-2.68 -2.50	0.00	2.50 2.55
Dislivelli		0.00 0.18	-0.30	-0.35 0.00

Sezione: 219  
 Progressiva: 2040.000  
 Q. Progetto: 258.569

Scala H 1/200.00  
 Scala V 1/200.00

257.00  

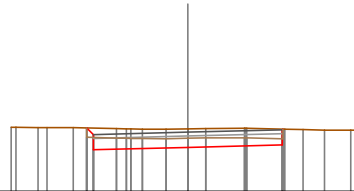



Quote		258.56 258.11	258.17	258.11 258.42
Parziali		2.50	2.50	
Sviluppata Par.		2.50	2.50	
Sviluppata		0.00 0.06	2.56	5.06 5.19
Progressiva		-2.54 -2.50	0.00	2.50 2.59
Dislivelli		-0.00 -0.04	-0.29	-0.32 0.00

Sezione: 220  
 Progressiva: 2058.018  
 Q. Progetto: 260.561

Scala H 1/200.00  
 Scala V 1/200.00

259.00  

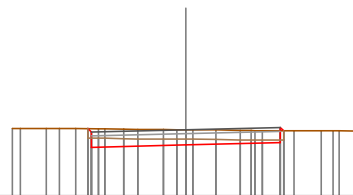



Quote		260.08 260.10	260.16	260.22
Parziali		2.50	2.50	
Sviluppata Par.		2.50	2.50	
Sviluppata		0.00 0.25	2.75	5.25
Progressiva		-2.68 -2.50	0.00	2.50
Dislivelli		0.00 -0.17	-0.49	-0.42

Sezione: 221  
 Progressiva: 2060.000  
 Q. Progetto: 260.740

Scala H 1/200.00  
 Scala V 1/200.00

259.00  

Quote		260.77 260.28	260.34	260.40 260.72
Parziali		2.50	2.50	
Sviluppata Par.		2.50	2.50	
Sviluppata		0.00 0.13	2.63	5.13 5.26
Progressiva		-2.59 -2.50	0.00	2.50 2.59
Dislivelli		0.00 -0.09	-0.40	-0.31 0.00



**SEZIONI TRASVERSALI**  
**Profilo longitudinale tratto 7-8**  
**Viabilità di impianto postazione aerogeneratore**  
**WTG04**

<b>DISEGNI DI RIFERIMENTO</b>	
<b>TAVOLA</b>	<b>DESCRIZIONE</b>
WGG-TC8	Viabilità e piazzole - Planimetria di progetto-Fase di cantiere
WGG-TC11-c	Profili longitudinali viabilità di impianto

Sezione: 2  
 Progressiva: 20.000  
 Q. Progetto: 231.951

Scala H 1/200.00  
 Scala V 1/200.00

230.00

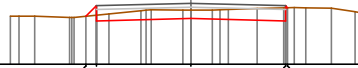


Quote	201.73	201.49	201.55	201.49	201.81
Parziali		2.50	2.50		
Sviluppata Par.		2.50	2.50		
Sviluppata	0.00	0.00	2.73	5.23	5.34
Progressiva	2.66	2.50	0.00	2.50	2.58
Dislivelli	0.00	0.15	-0.25	-0.32	-0.00

Sezione: 3  
 Progressiva: 40.000  
 Q. Progetto: 232.610

Scala H 1/200.00  
 Scala V 1/200.00

231.00

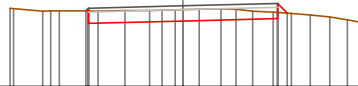


Quote	202.27	202.16	202.21	202.16	202.49
Parziali		0.28	2.50	2.50	
Sviluppata Par.		0.00	2.50	2.50	
Sviluppata	0.00	0.00	2.90	5.40	5.48
Progressiva	2.78	2.50	0.00	2.50	2.56
Dislivelli	0.00	0.25	-0.22	-0.34	0.00

Sezione: 4  
 Progressiva: 55.877  
 Q. Progetto: 233.133

Scala H 1/200.00  
 Scala V 1/200.00

231.00

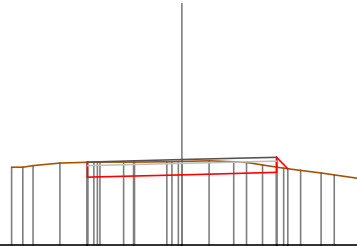


Quote	233.00	233.67	233.73	233.60	233.94
Parziali		2.50	2.50	0.33	
Sviluppata Par.		2.50	2.50	0.33	
Sviluppata	0.00	0.10	2.60	5.10	5.46
Progressiva	2.57	2.50	0.00	2.50	2.75
Dislivelli	0.00	0.07	-0.30	-0.17	0.00

Sezione: 5  
 Progressiva: 59.626  
 Q. Progetto: 233.256

Scala H 1/200.00  
 Scala V 1/200.00

231.00

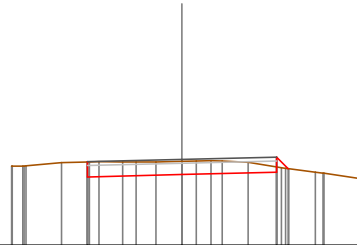


Quote	232.79	232.86	232.92	233.02
Parziali	2.50	2.50	0.30	
Sviluppata Par.	2.50	2.50	0.30	
Sviluppata	0.00	2.50	5.00	5.43
Progressiva	-2.51	0.00	2.50	2.80
Dislivelli	0.00	-0.35	-0.14	-0.00

Sezione: 6  
 Progressiva: 60.000  
 Q. Progetto: 233.269

Scala H 1/200.00  
 Scala V 1/200.00

231.00

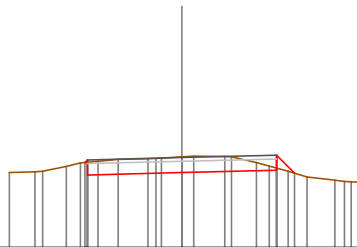


Quote	232.91	232.97	232.93	233.00
Parziali	2.50	2.50	0.31	
Sviluppata Par.	2.50	2.50	0.31	
Sviluppata	0.00	2.50	5.00	5.43
Progressiva	-2.50	0.00	2.50	2.81
Dislivelli	0.00	-0.35	-0.14	0.00

Sezione: 7  
 Progressiva: 63.375  
 Q. Progetto: 233.380

Scala H 1/200.00  
 Scala V 1/200.00

231.00

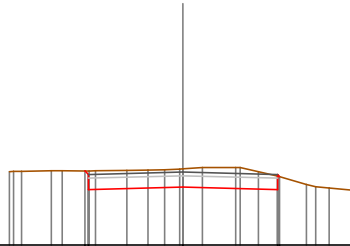


Quote	233.25	233.26	233.28	233.04	232.96
Parziali	2.50	2.50	0.48		
Sviluppata Par.	2.50	2.50	0.68		
Sviluppata	0.00	0.10	2.60	5.10	5.77
Progressiva	-2.57	-2.50	0.00	2.50	2.98
Dislivelli	0.00	0.06	-0.42	-0.06	-0.00

Sezione: 8  
 Progressiva: 80.000  
 Q. Progetto: 233.928

Scala H 1/200.00  
 Scala V 1/200.00

232.00

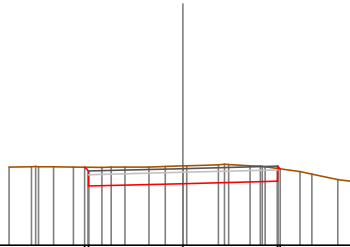


Quote	233.96	233.97	233.93	233.97	233.81
Parziali		2.50		2.50	
Sviluppata Par.		2.50		2.50	
Sviluppata	0.00	2.59	0.00	2.63	5.13
Progressiva	-0.09	-2.50	0.13	-0.36	2.50
Dislivelli				-0.00	2.56

Sezione: 9  
 Progressiva: 83.038  
 Q. Progetto: 234.028

Scala H 1/200.00  
 Scala V 1/200.00

232.00

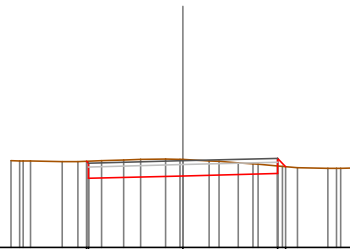


Quote	234.06	233.97	233.93	233.99	234.02
Parziali		2.50		2.50	
Sviluppata Par.		2.50		2.50	
Sviluppata	0.00	2.60	0.00	2.64	5.14
Progressiva	-0.10	-2.50	0.14	-0.34	2.50
Dislivelli				0.00	2.57

Sezione: 10  
 Progressiva: 90.000  
 Q. Progetto: 234.293

Scala H 1/200.00  
 Scala V 1/200.00

232.00

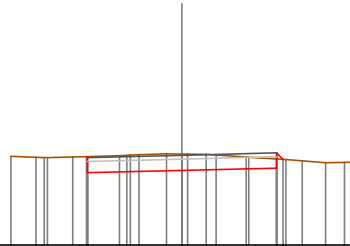


Quote	234.28	233.83	233.99	233.96	234.14
Parziali		2.50		2.50	
Sviluppata Par.		2.50		2.50	
Sviluppata	0.00	2.55	0.00	2.57	5.07
Progressiva	-0.05	-2.50	0.07	-0.20	2.50
Dislivelli				-0.00	2.72

Sezione: 11  
 Progressiva: 91.985  
 Q. Progetto: 234.370

Scala H 1/200.00  
 Scala V 1/200.00

232.00

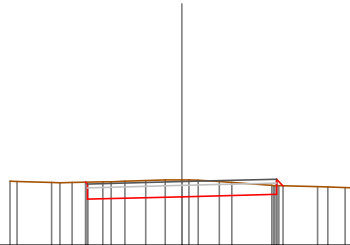


Quote	234.34	233.91	233.97	234.03	234.26
Parziali		2.50		2.50	
Sviluppata Par.		2.50		2.50	
Sviluppata	0.00	2.53	0.00	2.54	5.04
Progressiva	-0.03	-2.50		-0.24	2.67
Dislivelli			-0.43		0.00

Sezione: 12  
 Progressiva: 100.000  
 Q. Progetto: 234.682

Scala H 1/200.00  
 Scala V 1/200.00

233.00

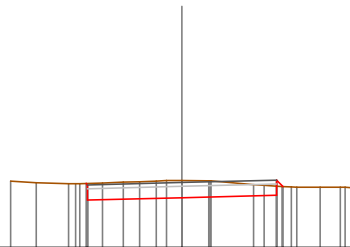


Quote	234.67	234.22	234.28	234.34	234.57
Parziali		2.50		2.50	
Sviluppata Par.		2.50		2.50	
Sviluppata	0.00	2.55	0.00	2.57	5.07
Progressiva	-0.05	-2.50		-0.23	2.67
Dislivelli			-0.45		0.00

Sezione: 13  
 Progressiva: 100.932  
 Q. Progetto: 234.718

Scala H 1/200.00  
 Scala V 1/200.00

233.00

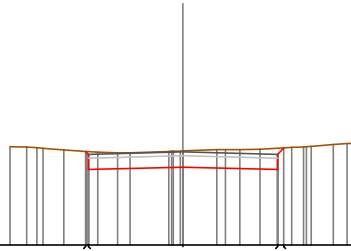


Quote	234.69	234.26	234.32	234.38	234.61
Parziali		2.50		2.50	
Sviluppata Par.		2.50		2.50	
Sviluppata	0.00	2.54	0.00	2.55	5.05
Progressiva	-0.04	-2.50		-0.24	2.67
Dislivelli			-0.45		0.00

Sezione: 14  
 Progressiva: 120.000  
 Q. Progetto: 235.459

Scala H 1/200.00  
 Scala V 1/200.00

233.00

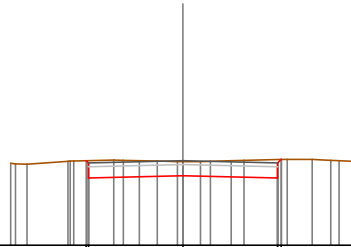


Quote	236.47 236.00	236.06	236.00 236.66
Parziali	2.50	2.50	
Sviluppata Par.	2.50	2.50	
Sviluppata	0.00 0.11	2.61	5.11 5.35
Progressiva	2.58 2.50	0.00	2.50 2.67
Dislivelli	0.00 -0.07	-0.43	-0.56 -0.00

Sezione: 15  
 Progressiva: 140.000  
 Q. Progetto: 236.237

Scala H 1/200.00  
 Scala V 1/200.00

234.00

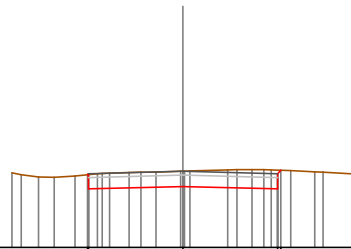


Quote	236.24 236.77	236.84	236.77 236.27
Parziali	2.50	2.50	
Sviluppata Par.	2.50	2.50	
Sviluppata	0.00 0.09	2.59	5.09 5.22
Progressiva	2.56 2.50	0.00	2.50 2.59
Dislivelli	0.00 -0.06	-0.38	-0.49 -0.00

Sezione: 16  
 Progressiva: 160.000  
 Q. Progetto: 237.015

Scala H 1/200.00  
 Scala V 1/200.00

235.00

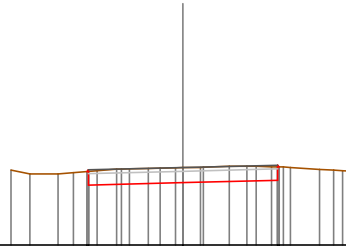


Quote	236.92 236.95	236.61	236.95 237.04
Parziali	2.50	2.50	
Sviluppata Par.	2.50	2.50	
Sviluppata	0.00 0.04	2.54	5.04 5.17
Progressiva	2.53 2.50	0.00	2.50 2.59
Dislivelli	0.00 0.02	-0.40	-0.49 0.00

Sezione: 17  
 Progressiva: 160.830  
 Q. Progetto: 237.047

Scala H 1/200.00  
 Scala V 1/200.00

235.00

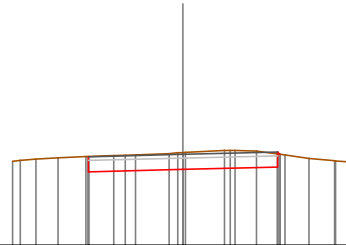


Quote	236.94	236.65	236.65	236.71	237.07
Parziali		2.50		2.50	
Sviluppata Par.		2.50		2.50	
Sviluppata	0.00	2.55	0.00	2.57	5.07
Progressiva	0.00	-2.50	0.00	-2.50	5.13
Dislivelli	0.00	-0.04	-0.40	-0.36	-0.00

Sezione: 18  
 Progressiva: 170.000  
 Q. Progetto: 237.403

Scala H 1/200.00  
 Scala V 1/200.00

235.00

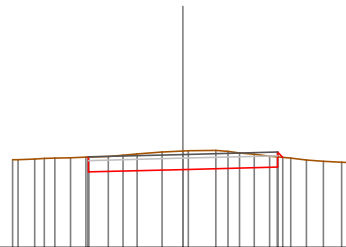


Quote	236.94	237.00	237.00	237.07	237.40
Parziali		2.50		2.50	
Sviluppata Par.		2.50		2.50	
Sviluppata	0.00	2.50	0.00	2.50	5.09
Progressiva	0.00	-2.50	0.00	-2.50	5.09
Dislivelli	0.00	-0.45	-0.45	-0.35	-0.00

Sezione: 19  
 Progressiva: 171.520  
 Q. Progetto: 237.461

Scala H 1/200.00  
 Scala V 1/200.00

235.00

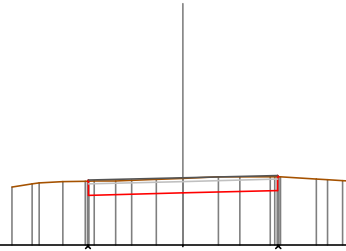


Quote	237.00	237.06	237.06	237.12	237.38
Parziali		2.50		2.50	
Sviluppata Par.		2.50		2.50	
Sviluppata	0.00	2.50	0.00	2.50	5.20
Progressiva	0.00	-2.51	0.00	-2.50	2.64
Dislivelli	0.00	-0.49	-0.49	-0.27	0.00

Sezione: 20  
 Progressiva: 180.000  
 Q. Progetto: 237.776

Scala H 1/200.00  
 Scala V 1/200.00

236.00

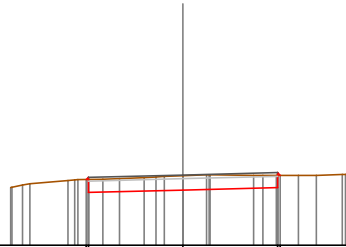


Quote	237.69 237.31	237.38	237.44 237.80
Parziali	2.50	2.50	
Sviluppata Par.	2.50	2.50	
Sviluppata	0.00 2.53 0.04	0.00 2.54	5.04 2.50 5.09
Progressiva	0.00 2.53 0.04	0.00 2.54	5.04 2.50 5.09
Dislivelli	0.00 0.03	-0.38	-0.36 0.00

Sezione: 21  
 Progressiva: 182.210  
 Q. Progetto: 237.858

Scala H 1/200.00  
 Scala V 1/200.00

236.00

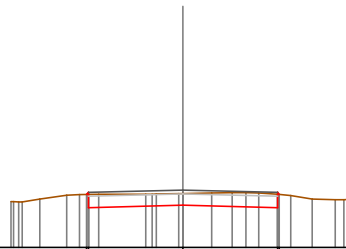


Quote	237.74 237.40	237.46	237.52 237.86
Parziali	2.50	2.50	
Sviluppata Par.	2.50	2.50	
Sviluppata	0.00 2.56 0.08	0.00 2.58	5.08 2.50 5.19
Progressiva	0.00 2.56 0.08	0.00 2.58	5.08 2.50 5.19
Dislivelli	0.00 0.06	-0.38	-0.33 -0.00

Sezione: 22  
 Progressiva: 200.000  
 Q. Progetto: 238.518

Scala H 1/200.00  
 Scala V 1/200.00

237.00



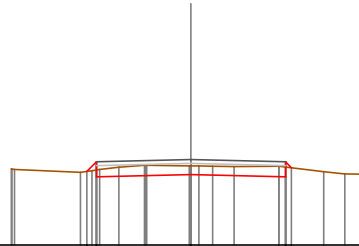
Quote	238.40 238.06	238.12	238.06 238.41
Parziali	2.50	2.50	
Sviluppata Par.	2.50	2.50	
Sviluppata	0.00 2.55 0.07	0.00 2.57	5.07 2.50 5.14
Progressiva	0.00 2.55 0.07	0.00 2.57	5.07 2.50 5.14
Dislivelli	0.00 0.05	-0.31	-0.36 -0.00



Sezione: 23  
 Progressiva: 220.000  
 Q. Progetto: 239.260

Scala H 1/200.00  
 Scala V 1/200.00

237.00

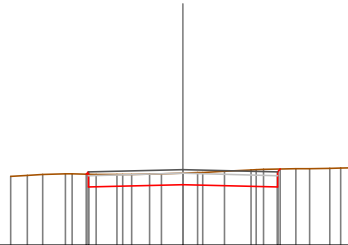


Quote	238.94	238.60	238.66	238.80	239.04
Parziali	0.35	2.50	2.50		
Sviluppata Par.	0.35	2.50	2.50		
Sviluppata	0.00	0.36	2.86	5.36	5.58
Progressiva	-2.75	-2.50	0.00	2.50	2.66
Dislivelli	0.00	0.22	-0.23	-0.26	-0.00

Sezione: 24  
 Progressiva: 240.000  
 Q. Progetto: 240.003

Scala H 1/200.00  
 Scala V 1/200.00

238.00

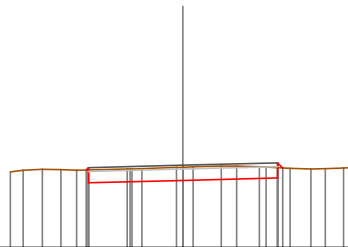


Quote	239.98	239.94	239.00	239.94	240.02
Parziali		2.50	2.50		
Sviluppata Par.		2.50	2.50		
Sviluppata	0.00	0.08	2.58	5.08	5.19
Progressiva	-2.56	-2.50	0.00	2.50	2.58
Dislivelli	-0.00	0.06	-0.30	-0.47	0.00

Sezione: 25  
 Progressiva: 244.656  
 Q. Progetto: 240.175

Scala H 1/200.00  
 Scala V 1/200.00

238.00

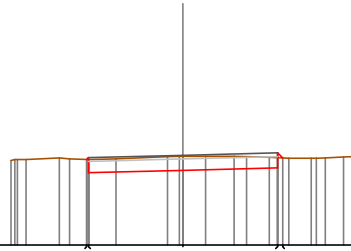


Quote	240.06	239.71	239.78	239.84	240.10
Parziali		2.50	2.50		
Sviluppata Par.		2.50	2.50		
Sviluppata	0.00	0.09	2.59	5.09	5.28
Progressiva	-2.56	-2.50	0.00	2.50	2.64
Dislivelli	-0.00	0.06	-0.35	-0.27	-0.00

Sezione: 26  
 Progressiva: 249.981  
 Q. Progetto: 240.373

Scala H 1/200.00  
 Scala V 1/200.00

238.00

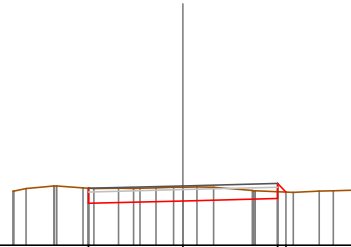


Quote	240.26 239.91	239.97	240.04 240.30
Parziali	2.50	2.50	
Sviluppata Par.	2.50	2.50	
Sviluppata	0.00 0.07	2.57	5.07 5.26
Progressiva	2.55 2.50	0.00	2.50 2.64
Dislivelli	-0.00 0.05	-0.37	-0.27 0.00

Sezione: 27  
 Progressiva: 255.306  
 Q. Progetto: 240.571

Scala H 1/200.00  
 Scala V 1/200.00

239.00

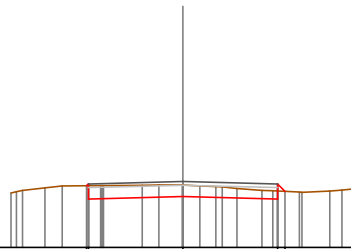


Quote	240.11	240.17	240.23 240.41
Parziali	2.50	2.50	0.32
Sviluppata Par.	2.50	2.50	0.32
Sviluppata	0.00	2.50	5.00 5.32
Progressiva	2.50 2.50	0.00	2.50 2.73
Dislivelli	-0.00 0.05	-0.36	-0.18 -0.00

Sezione: 28  
 Progressiva: 260.000  
 Q. Progetto: 240.745

Scala H 1/200.00  
 Scala V 1/200.00

239.00

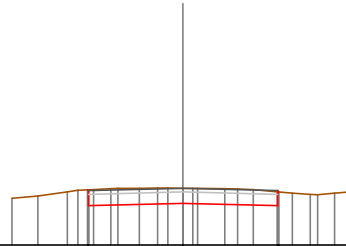


Quote	240.03 240.08	240.04	240.08 240.48
Parziali	2.50	2.50	0.32
Sviluppata Par.	2.50	2.50	0.32
Sviluppata	0.00 0.07	2.57	5.07 5.35
Progressiva	2.55 2.50	0.00	2.50 2.70
Dislivelli	0.00 0.05	-0.31	-0.21 0.00

Sezione: 29  
 Progressiva: 280.000  
 Q. Progetto: 241.500

Scala H 1/200.00  
 Scala V 1/200.00

240.00

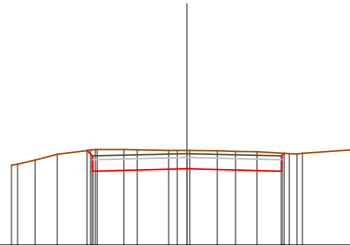


Quote	241.48 241.04	241.10	241.04 241.40
Parziali	2.50	2.50	
Sviluppata Par.	2.50	2.50	
Sviluppata	0.00 2.52 -0.03	0.00 2.53	5.03 2.50 5.09
Progressiva	-0.02 2.50	0.00	-0.36 2.54
Dislivelli	0.00 -0.02	-0.40	0.00 -0.36

Sezione: 30  
 Progressiva: 300.000  
 Q. Progetto: 242.421

Scala H 1/200.00  
 Scala V 1/200.00

240.00

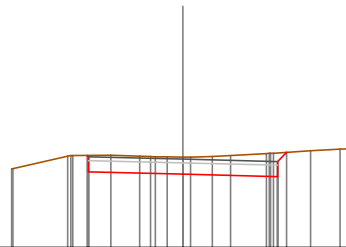


Quote	242.50 241.96	242.02	241.96 242.40
Parziali	2.50	2.50	
Sviluppata Par.	2.50	2.50	
Sviluppata	0.00 2.64 -0.20	0.00 2.71	5.21 2.50 5.31
Progressiva	-0.16 2.50	0.00	-0.48 2.57
Dislivelli	0.00 -0.16	-0.48	0.00 -0.48

Sezione: 31  
 Progressiva: 319.874  
 Q. Progetto: 243.337

Scala H 1/200.00  
 Scala V 1/200.00

241.00

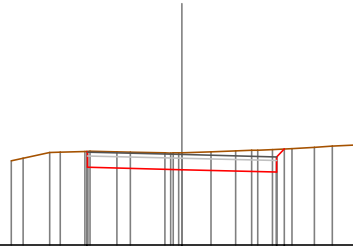


Quote	243.34 243.00	243.04	243.07 243.32
Parziali	2.50	2.50	
Sviluppata Par.	2.50	2.50	
Sviluppata	0.00 2.54 -0.05	0.00 2.55	5.05 2.50 5.40
Progressiva	-0.04 2.50	0.00	-0.63 2.74
Dislivelli	0.00 -0.04	-0.45	0.00 -0.63

Sezione: 32  
 Progressiva: 321.069  
 Q. Progetto: 243.392

Scala H 1/200.00  
 Scala V 1/200.00

241.00

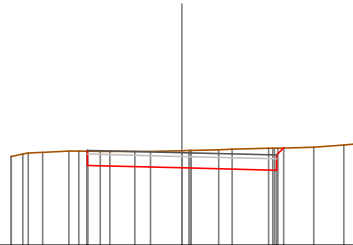


Quote	243.05	243.09	242.93	243.54
Parziali		2.50	2.50	0.00
Sviluppata Par.		2.50	2.50	0.00
Sviluppata	0.00	0.00	2.50	5.00
Progressiva	-2.52	0.00	2.50	2.71
Dislivelli	0.00	-0.45	-0.60	-0.00

Sezione: 33  
 Progressiva: 322.265  
 Q. Progetto: 243.447

Scala H 1/200.00  
 Scala V 1/200.00

241.00

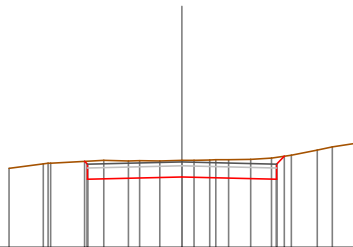


Quote	243.46	243.11	243.05	242.98	243.57
Parziali		2.50	2.50	0.00	0.00
Sviluppata Par.		2.50	2.50	0.00	0.00
Sviluppata	0.00	0.00	2.50	5.00	5.30
Progressiva	-2.52	-2.50	0.00	2.50	2.69
Dislivelli	0.00	0.02	-0.45	-0.58	-0.00

Sezione: 34  
 Progressiva: 340.000  
 Q. Progetto: 244.265

Scala H 1/200.00  
 Scala V 1/200.00

242.00

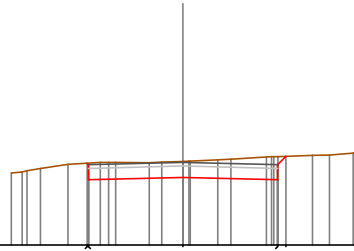


Quote	244.28	244.36	244.06	244.30	244.41
Parziali		2.50	2.50	0.00	0.00
Sviluppata Par.		2.50	2.50	0.00	0.00
Sviluppata	0.00	0.00	2.61	5.11	5.41
Progressiva	-2.58	-2.50	0.00	2.50	2.71
Dislivelli	0.00	-0.08	-0.44	-0.58	-0.00

Sezione: 35  
 Progressiva: 360.000  
 Q. Progetto: 245.186

Scala H 1/200.00  
 Scala V 1/200.00

243.00

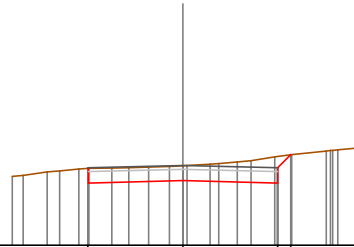


Quote	243.16	244.72	244.79	244.72	243.35
Parziali		2.50	2.50	0.02	
Sviluppata Par.		2.50	2.50	0.01	
Sviluppata	0.00	2.54	0.00	2.55	5.05
Progressiva	-0.04	-2.50		2.50	2.72
Dislivelli			-0.42		-0.61
					0.00
					5.37

Sezione: 36  
 Progressiva: 380.000  
 Q. Progetto: 246.108

Scala H 1/200.00  
 Scala V 1/200.00

244.00

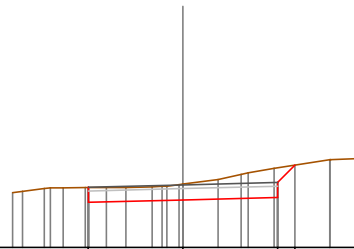


Quote	243.65	246.71	246.65	246.60
Parziali		2.50	2.50	0.35
Sviluppata Par.		2.50	2.50	0.49
Sviluppata	0.00	2.50	0.00	5.00
Progressiva	-0.00	-2.51	0.00	2.50
Dislivelli			-0.39	
				-0.70
				-0.00
				2.88
				5.50

Sezione: 37  
 Progressiva: 391.909  
 Q. Progetto: 246.657

Scala H 1/200.00  
 Scala V 1/200.00

245.00

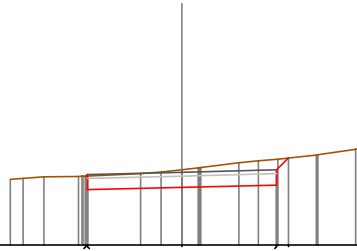


Quote	246.19	246.26	246.32	247.18
Parziali		2.50	2.50	0.46
Sviluppata Par.		2.50	2.50	0.65
Sviluppata	0.00	2.50	0.00	5.00
Progressiva	-0.00	-2.51	0.00	2.50
Dislivelli			-0.42	
				-0.79
				-0.00
				2.96
				5.66

Sezione: 38  
 Progressiva: 397.682  
 Q. Progetto: 246.923

Scala H 1/200.00  
 Scala V 1/200.00

245.00

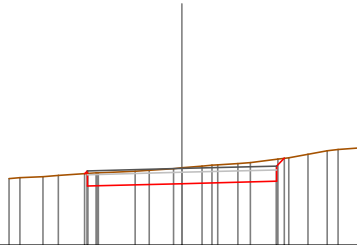


Quote	246.82	246.46	246.52	246.59	247.20
Parziali		2.50	2.50	0.31	
Sviluppata Par.		2.50	2.50	0.44	
Sviluppata	0.00	2.54	0.00	2.56	5.06
Progressiva	0.04	-2.50		-0.68	2.81
Dislivelli		0.00	-0.47	0.00	5.50

Sezione: 39  
 Progressiva: 400.000  
 Q. Progetto: 247.029

Scala H 1/200.00  
 Scala V 1/200.00

245.00

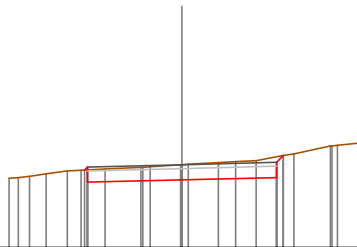


Quote	246.69	246.57	246.63	246.69	247.30
Parziali		2.50	2.50	0.31	
Sviluppata Par.		2.50	2.50	0.38	
Sviluppata	0.00	2.58	0.00	2.61	5.11
Progressiva	0.07	-2.50		-0.58	2.71
Dislivelli		0.00	-0.42	0.00	5.40

Sezione: 40  
 Progressiva: 403.455  
 Q. Progetto: 247.189

Scala H 1/200.00  
 Scala V 1/200.00

245.00

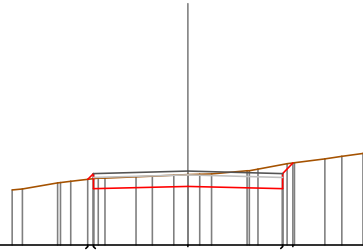


Quote	247.06	246.73	246.79	246.85	247.43
Parziali		2.50	2.50	0.33	
Sviluppata Par.		2.50	2.50	0.38	
Sviluppata	0.00	2.57	0.00	2.61	5.11
Progressiva	0.07	-2.50		-0.54	2.68
Dislivelli		0.00	-0.40	0.00	5.36

Sezione: 41  
 Progressiva: 420.000  
 Q. Progetto: 247.951

Scala H 1/200.00  
 Scala V 1/200.00

246.00

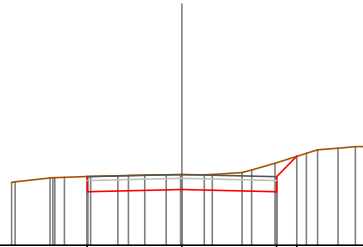


Quote	247.73	247.49	247.55	247.49	248.17
Parziali		2.50	2.50	0.28	
Sviluppata Par.		2.50	2.50	0.28	
Sviluppata	0.00	0.22	2.72	5.22	5.61
Progressiva	-0.00	-2.65	-2.50	-0.64	-0.00
Dislivelli	0.14		-0.31	0.00	2.78

Sezione: 42  
 Progressiva: 440.000  
 Q. Progetto: 248.873

Scala H 1/200.00  
 Scala V 1/200.00

247.00

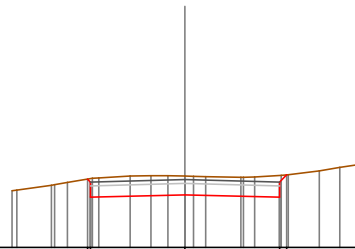


Quote	248.41	248.47	248.41	248.35
Parziali		2.50	2.50	0.54
Sviluppata Par.		2.50	2.50	0.76
Sviluppata	0.00	2.50	5.00	5.77
Progressiva	0.00	-2.51	-0.39	-0.77
Dislivelli		-2.51	0.00	3.04

Sezione: 43  
 Progressiva: 460.000  
 Q. Progetto: 249.794

Scala H 1/200.00  
 Scala V 1/200.00

248.00

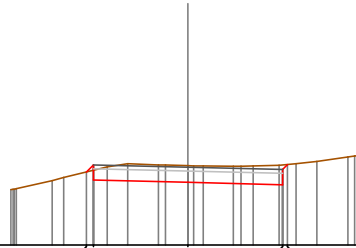


Quote	248.81	248.33	248.39	248.33	248.92
Parziali		2.50	2.50	0.12	
Sviluppata Par.		2.50	2.50	0.12	
Sviluppata	0.00	0.11	2.61	5.11	5.38
Progressiva	-0.00	-2.58	-2.50	-0.57	-0.00
Dislivelli	0.09		-0.49	0.00	2.69

Sezione: 44  
 Progressiva: 465.659  
 Q. Progetto: 250.055

Scala H 1/200.00  
 Scala V 1/200.00

248.00

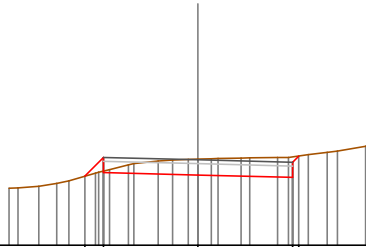


Quote	248.00 248.72	248.06	248.59 250.13
Parziali	2.50	2.50	
Sviluppata Par.	2.50	2.50	
Sviluppata	0.00 0.27	2.77	5.27 5.46
Progressiva	-2.69 -2.50	0.00	2.50 2.63
Dislivelli	0.00 -0.14	-0.44	-0.52 0.00

Sezione: 45  
 Progressiva: 470.000  
 Q. Progetto: 250.258

Scala H 1/200.00  
 Scala V 1/200.00

248.00

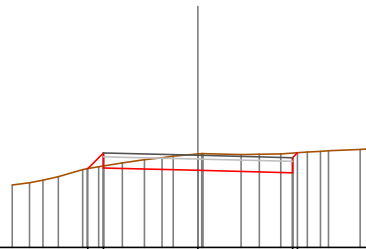


Quote	248.83 248.32	248.96	248.80 250.36
Parziali	0.49	2.50	2.50
Sviluppata Par.	0.70	2.50	2.50
Sviluppata	0.00 0.70	3.20	5.70 5.93
Progressiva	-2.99 -2.50	0.00	2.50 2.66
Dislivelli	-0.00 0.36	-0.42	-0.54 0.00

Sezione: 46  
 Progressiva: 473.850  
 Q. Progetto: 250.440

Scala H 1/200.00  
 Scala V 1/200.00

248.00



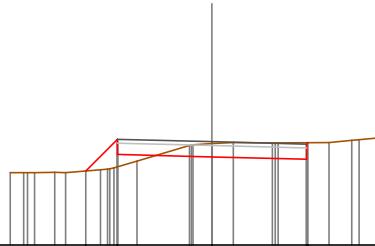
Quote	248.08 250.10	250.04	248.98 250.51
Parziali	0.42	2.50	2.50
Sviluppata Par.	0.59	2.50	2.50
Sviluppata	0.00 0.59	3.09	5.59 5.77
Progressiva	-2.92 -2.50	0.00	2.50 2.63
Dislivelli	0.00 -0.34	-0.44	-0.52 -0.00



Sezione: 47  
 Progressiva: 480.000  
 Q. Progetto: 250.730

Scala H 1/200.00  
 Scala V 1/200.00

248.00

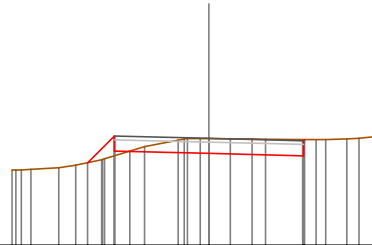


Quote		248.96	250.39	250.33	250.27	250.70
Parziali		0.84	2.50	2.50		
Sviluppata Par.		1.18	2.50	2.50		
Sviluppata		0.00	1.18	3.68	6.18	6.24
Progressiva		-3.34	-2.50	0.00	2.50	2.54
Dislivelli		0.00	0.72	-0.35	-0.44	0.00

Sezione: 48  
 Progressiva: 482.041  
 Q. Progetto: 250.827

Scala H 1/200.00  
 Scala V 1/200.00

248.00

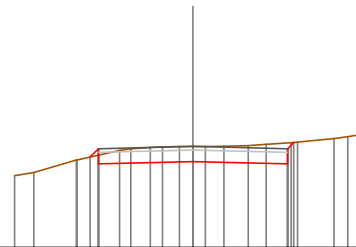


Quote		250.18	250.49	250.43	250.36	250.80
Parziali		0.71	2.50	2.50		
Sviluppata Par.		1.00	2.50	2.50		
Sviluppata		0.00	1.00	3.50	6.00	6.05
Progressiva		-3.21	-2.50	0.00	2.50	2.53
Dislivelli		-0.00	0.53	-0.39	-0.43	0.00

Sezione: 49  
 Progressiva: 500.000  
 Q. Progetto: 251.676

Scala H 1/200.00  
 Scala V 1/200.00

249.00

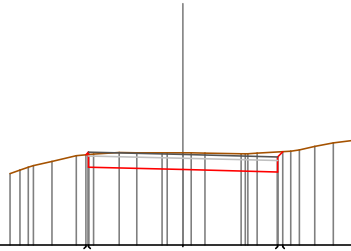


Quote		251.40	251.21	251.28	251.21	251.78
Parziali		0.82	2.50	2.50		
Sviluppata Par.		0.31	2.50	2.50		
Sviluppata		0.00	0.31	2.81	5.31	5.55
Progressiva		-2.72	-2.50	0.00	2.50	2.67
Dislivelli		-0.00	-0.17	-0.39	-0.55	-0.00

Sezione: 50  
 Progressiva: 515.161  
 Q. Progetto: 252.392

Scala H 1/200.00  
 Scala V 1/200.00

250.00

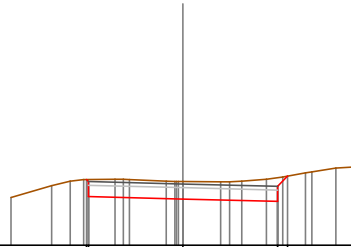


Quote	252.39	252.05	251.99	251.93	252.46
Parziali		2.50	2.50		
Sviluppata Par.		2.50	2.50		
Sviluppata	0.00	0.10	2.60	5.10	5.29
Progressiva	-0.00	-2.57	0.00	-2.50	-2.64
Dislivelli	0.06	-0.44	-0.53	0.00	

Sezione: 51  
 Progressiva: 520.000  
 Q. Progetto: 252.621

Scala H 1/200.00  
 Scala V 1/200.00

251.00

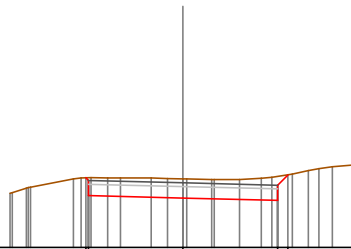


Quote	252.74	252.28	252.22	252.16	252.80
Parziali		2.50	2.50	0.37	
Sviluppata Par.		2.50	2.50	0.38	
Sviluppata	0.00	0.07	2.57	5.08	5.45
Progressiva	-0.00	-2.55	0.00	-2.50	-2.77
Dislivelli	-0.05	-0.46	-0.62	0.00	

Sezione: 52  
 Progressiva: 521.893  
 Q. Progetto: 252.710

Scala H 1/200.00  
 Scala V 1/200.00

251.00

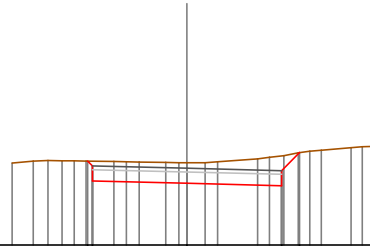


Quote	252.84	252.37	252.31	252.25	252.92
Parziali		2.50	2.50	0.37	
Sviluppata Par.		2.50	2.50	0.38	
Sviluppata	0.00	0.10	2.60	5.10	5.49
Progressiva	-0.00	-2.57	0.00	-2.50	-2.77
Dislivelli	-0.07	-0.50	-0.65	0.00	

Sezione: 53  
 Progressiva: 528.626  
 Q. Progetto: 253.029

Scala H 1/200.00  
 Scala V 1/200.00

251.00

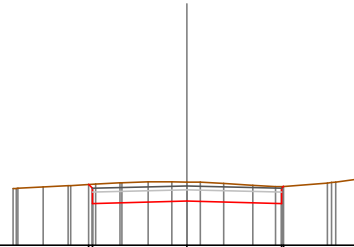


Quote	253.22	253.69	253.63	253.07	253.44
Parziali		2.50	2.50	0.48	
Sviluppata Par.		2.50	2.50	0.68	
Sviluppata	0.00	0.18	2.68	5.18	5.83
Progressiva	-2.62	-2.50	0.00	2.50	2.98
Dislivelli	-0.00	-0.12	-0.55	-0.79	0.00

Sezione: 54  
 Progressiva: 540.000  
 Q. Progetto: 253.566

Scala H 1/200.00  
 Scala V 1/200.00

252.00

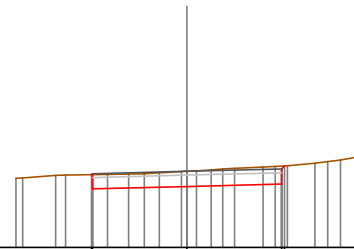


Quote	253.61	253.10	253.17	253.10	253.96
Parziali		2.50	2.50		
Sviluppata Par.		2.50	2.50		
Sviluppata	0.00	0.15	2.65	5.15	5.22
Progressiva	-2.60	-2.50	0.00	2.50	2.55
Dislivelli	0.00	-0.11	-0.50	-0.45	0.00

Sezione: 55  
 Progressiva: 549.475  
 Q. Progetto: 254.014

Scala H 1/200.00  
 Scala V 1/200.00

252.00

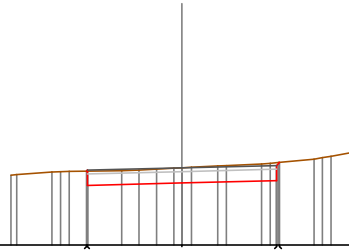


Quote	253.92	253.95	253.01	253.08	254.18
Parziali		2.50	2.50		
Sviluppata Par.		2.50	2.50		
Sviluppata	0.00	0.04	2.54	5.04	5.16
Progressiva	-2.53	-2.50	0.00	2.50	2.58
Dislivelli	0.00	0.03	-0.40	-0.48	0.00

Sezione: 56  
 Progressiva: 550.000  
 Q. Progetto: 254.039

Scala H 1/200.00  
 Scala V 1/200.00

252.00

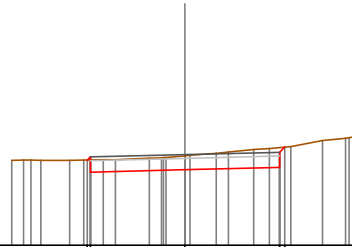


Quote	253.95	253.98	253.64	253.70	254.18
Parziali		2.50		2.50	
Sviluppata Par.		2.50		2.50	
Sviluppata	0.00	2.53	0.00	2.54	5.04
Progressiva	0.03	2.50	0.04	0.00	2.58
Dislivelli		-0.40		-0.47	0.00

Sezione: 57  
 Progressiva: 557.567  
 Q. Progetto: 254.396

Scala H 1/200.00  
 Scala V 1/200.00

252.00

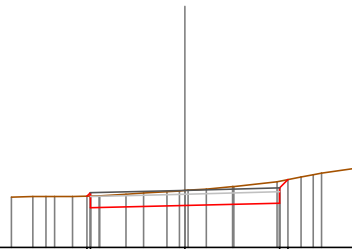


Quote	254.95	253.93	254.00	254.96	254.60
Parziali		2.50		2.50	
Sviluppata Par.		2.50		2.50	
Sviluppata	0.00	2.58	0.00	2.62	5.12
Progressiva	0.08	2.50	0.12	0.00	2.64
Dislivelli		-0.37		-0.52	0.00

Sezione: 58  
 Progressiva: 560.000  
 Q. Progetto: 254.511

Scala H 1/200.00  
 Scala V 1/200.00

253.00

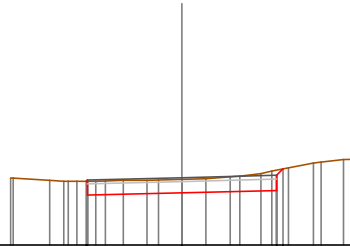


Quote	254.96	254.05	254.11	254.17	254.80
Parziali		2.50		2.50	
Sviluppata Par.		2.50		2.50	
Sviluppata	0.00	2.59	0.00	2.63	5.13
Progressiva	0.09	2.50	0.13	0.00	2.73
Dislivelli		-0.40		-0.56	0.00

Sezione: 59  
 Progressiva: 565.658  
 Q. Progetto: 254.779

Scala H 1/200.00  
 Scala V 1/200.00

253.00

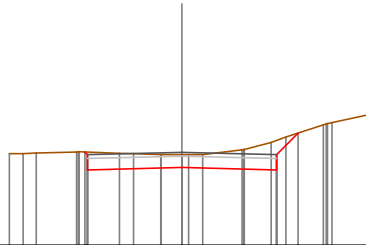


Quote	254.68	254.32	254.08	254.44	255.01
Parziali		2.50	2.50		
Sviluppata Par.		2.50	2.50		
Sviluppata	0.00	2.53	0.00	2.55	5.05
Progressiva	0.00	-2.50	0.00	2.50	2.67
Dislivelli	0.00	-0.03	-0.36	-0.54	-0.00

Sezione: 60  
 Progressiva: 580.000  
 Q. Progetto: 255.457

Scala H 1/200.00  
 Scala V 1/200.00

253.00

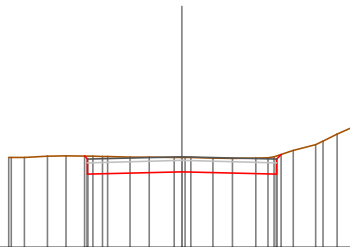


Quote	255.46	254.99	255.06	254.99	255.97
Parziali		2.50	2.50	0.57	
Sviluppata Par.		2.50	2.50	0.81	
Sviluppata	0.00	2.57	0.00	5.10	5.91
Progressiva	0.00	-2.50	0.00	2.50	3.07
Dislivelli	0.00	-0.07	-0.34	-0.78	-0.00

Sezione: 61  
 Progressiva: 600.000  
 Q. Progetto: 256.402

Scala H 1/200.00  
 Scala V 1/200.00

254.00

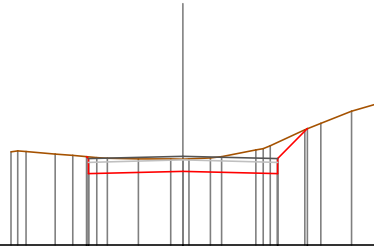


Quote	256.42	255.94	256.00	255.94	256.46
Parziali		2.50	2.50		
Sviluppata Par.		2.50	2.50		
Sviluppata	0.00	2.58	0.00	2.61	5.12
Progressiva	0.00	-2.50	0.00	2.50	2.62
Dislivelli	0.00	-0.08	-0.38	-0.48	0.00

Sezione: 62  
 Progressiva: 620.000  
 Q. Progetto: 257.347

Scala H 1/200.00  
 Scala V 1/200.00

255.00

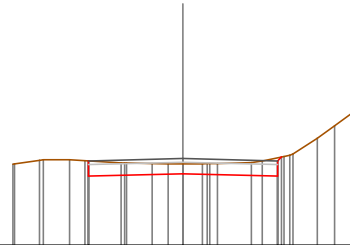


Quote	257.33	256.88	256.95	256.88	258.08
Parziali		2.50	2.50	0.79	
Sviluppata Par.		2.50	2.50	1.12	
Sviluppata	0.00	-2.55	0.00	2.57	5.07
Progressiva	0.00	-2.50	0.00	2.50	3.29
Dislivelli	0.00	-0.04	-0.32	-0.83	0.00

Sezione: 63  
 Progressiva: 640.000  
 Q. Progetto: 258.292

Scala H 1/200.00  
 Scala V 1/200.00

256.00

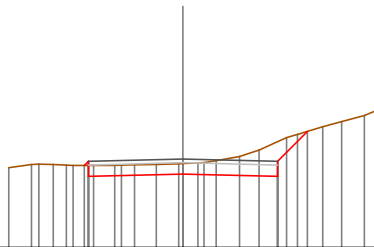


Quote	257.93	257.79	257.93	258.33
Parziali		2.50	2.50	
Sviluppata Par.		2.50	2.50	
Sviluppata	0.00	-2.50	0.00	5.00
Progressiva	0.00	-2.50	0.00	2.50
Dislivelli	0.00	-0.26	-0.48	0.00

Sezione: 64  
 Progressiva: 660.000  
 Q. Progetto: 259.343

Scala H 1/200.00  
 Scala V 1/200.00

257.00

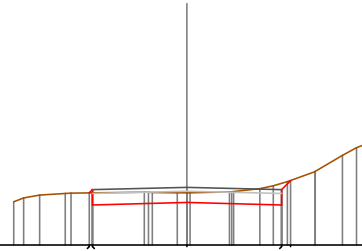


Quote	259.17	258.88	259.04	258.88	260.07
Parziali		2.50	2.50	0.79	
Sviluppata Par.		2.50	2.50	1.12	
Sviluppata	0.00	-2.61	0.00	2.65	5.15
Progressiva	0.00	-2.50	0.00	2.50	3.29
Dislivelli	0.00	-0.11	-0.28	-0.92	0.00

Sezione: 65  
 Progressiva: 680.000  
 Q. Progetto: 260.523

Scala H 1/200.00  
 Scala V 1/200.00

259.00

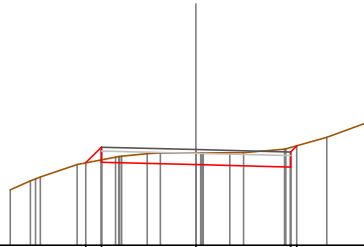


Quote	260.39 260.06	260.12	260.06 260.70
Parziali	2.50	2.50	0.38
Sviluppata Par.	2.50	2.50	0.38
Sviluppata	0.00 0.12	2.62	5.12 5.47
Progressiva	2.58 2.50	0.00	2.50 2.74
Dislivelli	-0.00 0.08	-0.25	-0.57 0.00

Sezione: 66  
 Progressiva: 697.080  
 Q. Progetto: 261.530

Scala H 1/200.00  
 Scala V 1/200.00

259.00

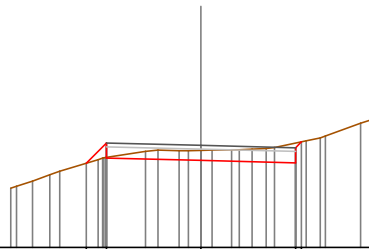


Quote	261.16 261.19	261.10	261.07 261.08
Parziali	0.41	2.50	2.50
Sviluppata Par.	0.58	2.50	2.50
Sviluppata	0.00 0.58	3.08	5.58 5.81
Progressiva	2.91 2.50	0.00	2.50 2.66
Dislivelli	-0.00 0.34	-0.31	-0.52 0.00

Sezione: 67  
 Progressiva: 700.000  
 Q. Progetto: 261.702

Scala H 1/200.00  
 Scala V 1/200.00

259.00

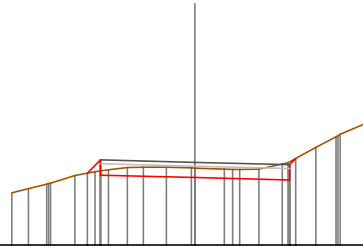


Quote	261.23 261.26	261.30	261.24 261.79
Parziali	0.54	2.50	2.50
Sviluppata Par.	0.76	2.50	2.50
Sviluppata	0.00 0.76	3.26	5.76 5.98
Progressiva	3.04 2.50	0.00	2.50 2.65
Dislivelli	-0.00 0.38	-0.26	-0.52 0.00

Sezione: 68  
 Progressiva: 708.164  
 Q. Progetto: 262.184

Scala H 1/200.00  
 Scala V 1/200.00

260.00

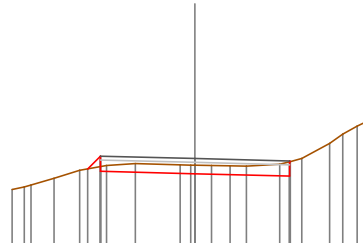


Quote	261.90 261.85	261.78	261.72 262.29
Parziali	0.35	2.50	2.50
Sviluppata Par.	0.49	2.50	2.50
Sviluppata	0.00 0.49	2.99	5.50 5.73
Progressiva	2.65 2.30	0.00	2.50 2.67
Dislivelli	0.00 0.29	-0.25	-0.47 0.00

Sezione: 69  
 Progressiva: 710.000  
 Q. Progetto: 262.292

Scala H 1/200.00  
 Scala V 1/200.00

260.00

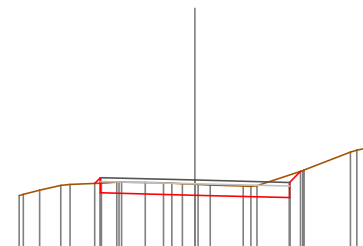


Quote	262.02 261.98	261.99	261.93
Parziali	0.34	2.50	2.50
Sviluppata Par.	0.48	2.50	2.50
Sviluppata	0.00 0.48	2.98	5.48
Progressiva	2.84 2.50	0.00	2.50
Dislivelli	0.00 0.27	-0.22	-0.38

Sezione: 70  
 Progressiva: 719.249  
 Q. Progetto: 262.838

Scala H 1/200.00  
 Scala V 1/200.00

261.00



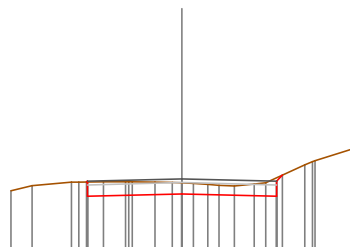
Quote	262.75 262.50	262.44	262.38 263.07
Parziali	2.50	2.50	0.23
Sviluppata Par.	2.50	2.50	0.41
Sviluppata	0.00 0.21	2.71	5.21 5.63
Progressiva	2.65 2.50	0.00	2.50 2.79
Dislivelli	0.00 0.14	-0.29	-0.59 -0.00



Sezione: 71  
 Progressiva: 720.000  
 Q. Progetto: 262.882

Scala H 1/200.00  
 Scala V 1/200.00

261.00

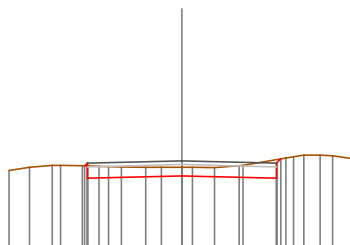


Quote	262.80	262.42	262.18	262.42	262.98
Parziali		2.50	2.50		
Sviluppata Par.		2.50	2.50		
Sviluppata	0.00	2.52	0.00	2.53	5.03
Progressiva	0.00	2.50	0.00	2.50	5.26
Dislivelli	0.00	0.02	-0.29	-0.49	0.00

Sezione: 72  
 Progressiva: 740.000  
 Q. Progetto: 264.366

Scala H 1/200.00  
 Scala V 1/200.00

262.00

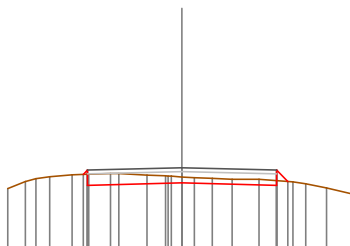


Quote	264.23	263.90	263.77	263.90	264.42
Parziali		2.50	2.50		
Sviluppata Par.		2.50	2.50		
Sviluppata	0.00	2.57	0.00	2.60	5.11
Progressiva	0.00	2.50	0.00	2.50	5.27
Dislivelli	0.00	0.07	-0.22	-0.50	0.00

Sezione: 73  
 Progressiva: 760.000  
 Q. Progetto: 266.162

Scala H 1/200.00  
 Scala V 1/200.00

264.00

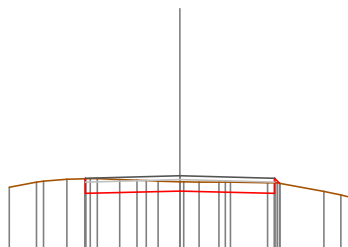


Quote	265.59	265.70	265.76	265.70	265.80
Parziali		2.50	2.50	0.30	
Sviluppata Par.		2.50	2.50	0.30	
Sviluppata	0.00	2.61	0.00	2.66	5.16
Progressiva	0.00	2.50	0.00	2.50	5.59
Dislivelli	0.00	0.11	-0.16	-0.12	-0.00

Sezione: 74  
 Progressiva: 780.000  
 Q. Progetto: 267.959

Scala H 1/200.00  
 Scala V 1/200.00

266.00

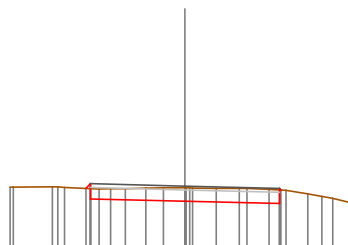


Quote		267.50	267.56	267.50	267.76
Parziali		2.50	2.50		
Sviluppata Par.		2.50	2.50		
Sviluppata		0.00	2.50	5.00	5.19
Progressiva		-2.52	0.00	2.50	2.63
Dislivelli		0.00	-0.24	-0.28	0.00

Sezione: 75  
 Progressiva: 788.188  
 Q. Progetto: 268.696

Scala H 1/200.00  
 Scala V 1/200.00

267.00

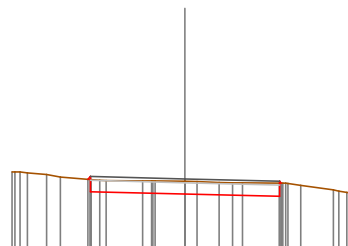


Quote		268.44	268.36	268.30	268.23	268.59
Parziali		2.50	2.50			
Sviluppata Par.		2.50	2.50			
Sviluppata		0.00	0.17	2.67	5.17	5.23
Progressiva		-2.62	-2.50	0.00	2.50	2.54
Dislivelli		0.00	0.13	-0.35	-0.36	0.00

Sezione: 76  
 Progressiva: 790.000  
 Q. Progetto: 268.866

Scala H 1/200.00  
 Scala V 1/200.00

267.00

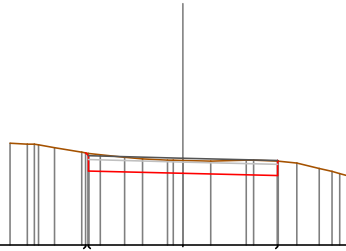


Quote		268.86	268.53	268.47	268.40	268.75
Parziali		2.50	2.50			
Sviluppata Par.		2.50	2.50			
Sviluppata		0.00	0.10	2.60	5.10	5.17
Progressiva		-2.57	-2.50	0.00	2.50	2.55
Dislivelli		-0.00	0.08	-0.34	-0.35	0.00

Sezione: 77  
 Progressiva: 794.285  
 Q. Progetto: 269.295

Scala H 1/200.00  
 Scala V 1/200.00

267.00

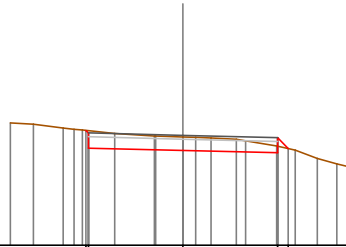


Quote	269.43 268.96	269.00	268.83
Parziali	2.50	2.50	
Sviluppata Par.	2.50	2.50	
Sviluppata	0.00 0.11	2.61	5.11
Progressiva	2.58 2.50	0.00	2.50
Dislivelli	0.00 -0.06	-0.34	-0.38

Sezione: 78  
 Progressiva: 800.000  
 Q. Progetto: 269.906

Scala H 1/200.00  
 Scala V 1/200.00

267.00

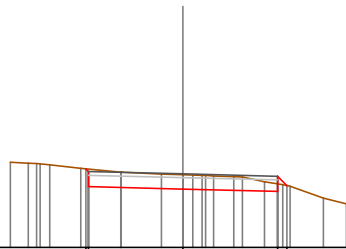


Quote	270.04 269.57	269.01	269.44 268.96
Parziali	2.50	2.50	0.20
Sviluppata Par.	2.50	2.50	0.20
Sviluppata	0.00 0.09	2.59	5.10 5.50
Progressiva	2.57 2.50	0.00	2.50 2.79
Dislivelli	0.00 -0.06	-0.36	-0.18 -0.00

Sezione: 79  
 Progressiva: 800.382  
 Q. Progetto: 269.947

Scala H 1/200.00  
 Scala V 1/200.00

268.00

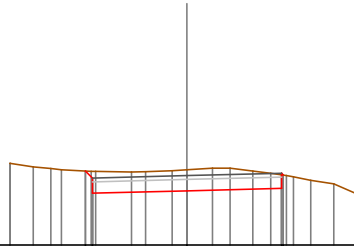


Quote	270.08 269.61	269.05	269.48 268.94
Parziali	2.50	2.50	0.20
Sviluppata Par.	2.50	2.50	0.20
Sviluppata	0.00 0.10	2.60	5.10 5.45
Progressiva	2.57 2.50	0.00	2.50 2.75
Dislivelli	0.00 -0.06	-0.38	-0.20 -0.00

Sezione: 80  
 Progressiva: 817.948  
 Q. Progetto: 271.832

Scala H 1/200.00  
 Scala V 1/200.00

270.00

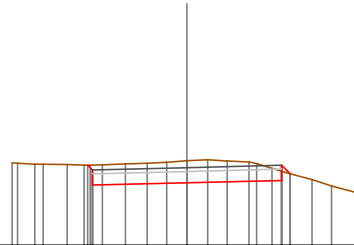


Quote	271.95 271.31	271.43	271.49 271.85
Parziali	2.50	2.50	
Sviluppata Par.	2.50	2.50	
Sviluppata	0.00 0.26	2.76	5.26 5.32
Progressiva	-2.69 -2.50	0.00	2.50 2.54
Dislivelli	0.00 -0.18	-0.55	-0.36 0.00

Sezione: 81  
 Progressiva: 820.000  
 Q. Progetto: 272.052

Scala H 1/200.00  
 Scala V 1/200.00

270.00

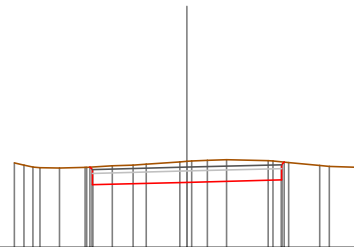


Quote	272.12 271.99	271.95	271.71 271.99
Parziali	2.50	2.50	
Sviluppata Par.	2.50	2.50	
Sviluppata	0.00 0.18	2.68	5.18 5.50
Progressiva	-2.63 -2.50	0.00	2.50 2.72
Dislivelli	-0.00 -0.13	-0.58	-0.25 -0.00

Sezione: 82  
 Progressiva: 830.000  
 Q. Progetto: 273.125

Scala H 1/200.00  
 Scala V 1/200.00

271.00

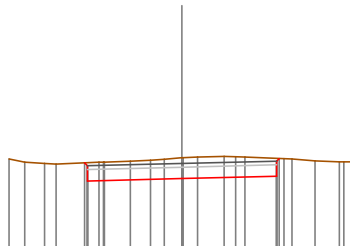


Quote	273.13 272.86	272.92	272.79 273.26
Parziali	2.50	2.50	
Sviluppata Par.	2.50	2.50	
Sviluppata	0.00 0.09	2.59	5.09 5.20
Progressiva	-2.57 -2.50	0.00	2.50 2.57
Dislivelli	0.00 -0.07	-0.55	-0.48 0.00

Sezione: 83  
 Progressiva: 830.777  
 Q. Progetto: 273.208

Scala H 1/200.00  
 Scala V 1/200.00

271.00

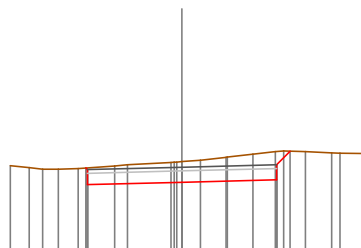


Quote	273.22	273.75	273.81	273.87	273.34
Parziali		2.50		2.50	
Sviluppata Par.		2.50		2.50	
Sviluppata	0.00	0.00	2.61	5.11	5.21
Progressiva	-2.58	-2.50	0.00	2.50	2.57
Dislivelli	-0.00	-0.08	-0.55	-0.47	0.00

Sezione: 84  
 Progressiva: 840.000  
 Q. Progetto: 274.197

Scala H 1/200.00  
 Scala V 1/200.00

272.00

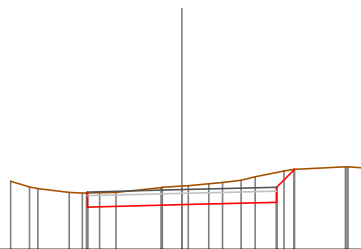


Quote	274.17	273.70	273.80	273.86	274.82
Parziali		2.50		2.50	0.36
Sviluppata Par.		2.50		2.50	0.51
Sviluppata	0.00	0.00	2.56	5.06	5.56
Progressiva	-2.54	-2.50	0.00	2.50	2.86
Dislivelli	0.00	-0.04	-0.54	-0.75	0.00

Sezione: 85  
 Progressiva: 843.606  
 Q. Progetto: 274.584

Scala H 1/200.00  
 Scala V 1/200.00

273.00

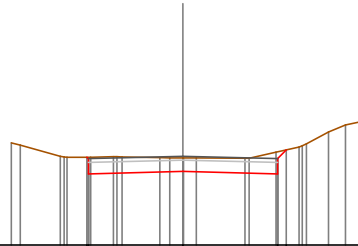


Quote	274.49	274.12	274.18	274.25	275.12
Parziali		2.50		2.50	0.48
Sviluppata Par.		2.50		2.50	0.67
Sviluppata	0.00	0.04	2.54	5.04	5.72
Progressiva	-2.53	-2.50	0.00	2.50	2.88
Dislivelli	0.00	0.03	-0.50	-0.79	-0.00

Sezione: 86  
 Progressiva: 860.000  
 Q. Progetto: 276.343

Scala H 1/200.00  
 Scala V 1/200.00

274.00

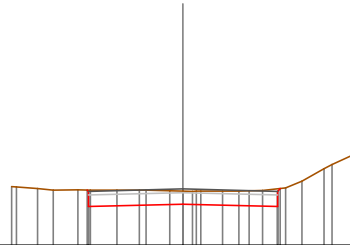


Quote	276.32	276.88	276.94	276.88	276.82
Parziali		2.50	2.50	0.08	
Sviluppata Par.		2.50	2.50	0.03	
Sviluppata	0.00	0.00	2.56	5.06	5.39
Progressiva	-0.00	-2.54	0.00	-2.50	-2.74
Dislivelli	-0.00	-0.04	-0.36	-0.58	-0.00

Sezione: 87  
 Progressiva: 880.000  
 Q. Progetto: 278.488

Scala H 1/200.00  
 Scala V 1/200.00

277.00

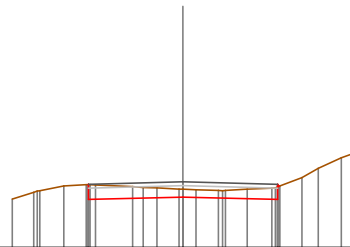


Quote	278.46	278.03	278.09	278.03	278.00
Parziali		2.50	2.50		
Sviluppata Par.		2.50	2.50		
Sviluppata	0.00	0.00	2.55	5.05	5.15
Progressiva	0.00	-2.53	0.00	-2.50	-2.57
Dislivelli	0.00	-0.03	-0.34	-0.46	0.00

Sezione: 88  
 Progressiva: 900.000  
 Q. Progetto: 280.734

Scala H 1/200.00  
 Scala V 1/200.00

279.00

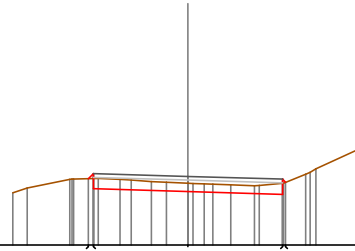


Quote	280.27	280.03	280.03	280.27	280.02
Parziali		2.50	2.50		
Sviluppata Par.		2.50	2.50		
Sviluppata	0.00	0.00	2.50	5.00	5.07
Progressiva	-0.00	-2.51	0.00	-2.50	-2.55
Dislivelli	0.00	-0.21	-0.21	-0.33	0.00

Sezione: 89  
 Progressiva: 900.619  
 Q. Progetto: 280.814

Scala H 1/200.00  
 Scala V 1/200.00

279.00

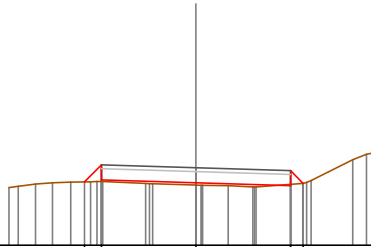


Quote	280.75	280.49	280.41	280.34	280.66
Parziali		2.50	2.50		
Sviluppata Par.		2.50	2.50		
Sviluppata	0.00	0.00	2.69	5.19	5.31
Progressiva	2.64	2.50	0.00	2.50	2.58
Dislivelli	0.00	0.13	-0.22	-0.29	0.00

Sezione: 90  
 Progressiva: 910.000  
 Q. Progetto: 282.050

Scala H 1/200.00  
 Scala V 1/200.00

280.00

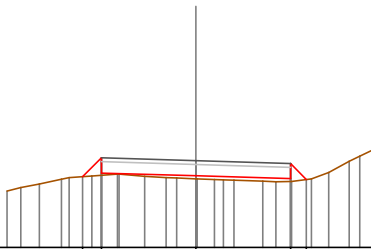


Quote	281.57	281.12	281.06	281.57	281.04
Parziali		0.45	2.50	2.50	
Sviluppata Par.		0.64	2.50	2.50	
Sviluppata	0.00	0.00	3.14	5.64	6.12
Progressiva	2.95	2.50	0.00	2.50	2.84
Dislivelli	0.00	0.44	0.06	-0.04	0.00

Sezione: 91  
 Progressiva: 911.857  
 Q. Progetto: 282.295

Scala H 1/200.00  
 Scala V 1/200.00

280.00

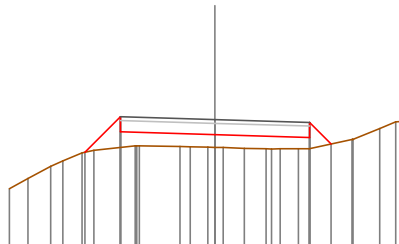


Quote	281.87	281.97	281.99	281.82	281.90
Parziali		0.50	2.50	2.50	
Sviluppata Par.		0.70	2.50	2.50	
Sviluppata	0.00	0.70	3.20	5.70	6.30
Progressiva	3.00	2.50	0.00	2.50	2.92
Dislivelli	0.00	0.46	0.08	-0.08	0.00

Sezione: 92  
 Progressiva: 920.000  
 Q. Progetto: 283.370

Scala H 1/200.00  
 Scala V 1/200.00

280.00

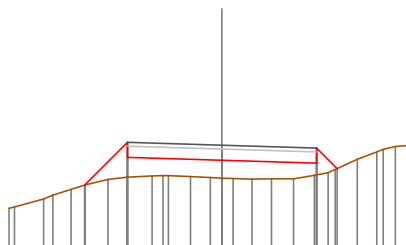


Quote		282.51	282.05	282.97	282.90	282.72
Parziali		0.94	2.50	2.50	0.57	
Sviluppata Par.		1.33	2.50	2.50	0.81	
Sviluppata		0.00	1.33	3.83	6.33	7.14
Progressiva		-3.44	-2.50	0.00	2.50	3.07
Dislivelli		-0.00	0.81	0.34	0.29	-0.00

Sezione: 93  
 Progressiva: 923.095  
 Q. Progetto: 283.779

Scala H 1/200.00  
 Scala V 1/200.00

281.00

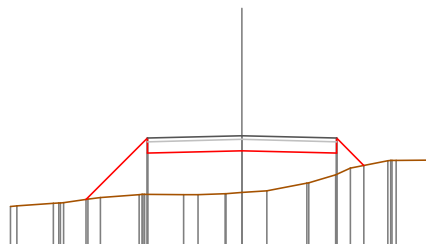


Quote		282.72	282.16	283.28	283.20	283.16
Parziali		1.13	2.50	2.50	0.54	
Sviluppata Par.		1.60	2.50	2.50	0.77	
Sviluppata		0.00	1.60	4.10	6.60	7.37
Progressiva		-3.63	-2.50	0.00	2.50	3.04
Dislivelli		0.00	0.92	0.47	0.31	-0.00

Sezione: 94  
 Progressiva: 940.000  
 Q. Progetto: 286.011

Scala H 1/200.00  
 Scala V 1/200.00

283.00



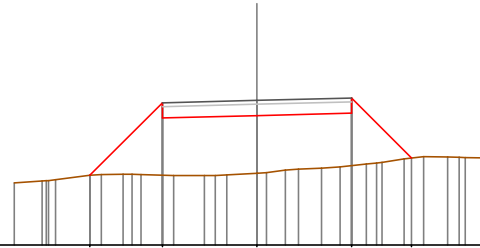
Quote		284.52	283.55	283.01	283.55	283.52
Parziali		1.62	2.50	2.50	0.73	
Sviluppata Par.		2.30	2.50	2.50	1.03	
Sviluppata		0.00	2.30	4.80	7.30	8.32
Progressiva		-4.12	-2.50	0.00	2.50	3.23
Dislivelli		-0.00	1.49	1.11	0.56	0.00



Sezione: 95  
 Progressiva: 953.722  
 Q. Progetto: 287.823

Scala H 1/200.00  
 Scala V 1/200.00

284.00

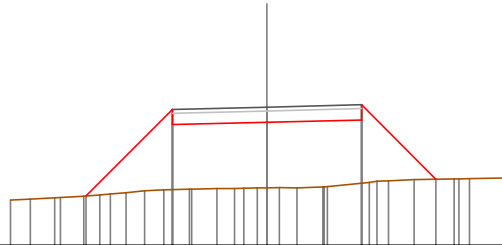


Quote		287.84	287.36	287.42	287.49	288.30
Parziali		1.92	2.50	2.50	1.59	
Sviluppata Par.		2.71	2.50	2.50	2.25	
Sviluppata		0.00	2.71	5.21	7.72	9.96
Progressiva		-4.42	-2.50	0.00	2.50	4.09
Dislivelli		0.00	1.92	1.53	1.39	0.00

Sezione: 96  
 Progressiva: 960.000  
 Q. Progetto: 288.651

Scala H 1/200.00  
 Scala V 1/200.00

285.00

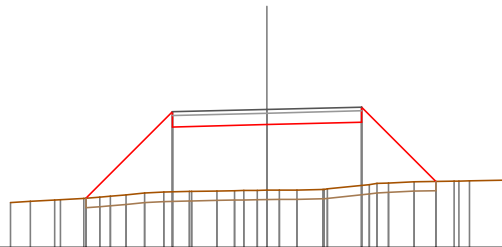


Quote		288.30	288.19	288.25	288.31	288.75
Parziali		2.29	2.50	2.50	1.97	
Sviluppata Par.		3.23	2.50	2.50	2.78	
Sviluppata		0.00	3.23	5.73	8.23	11.01
Progressiva		-4.79	-2.50	0.00	2.50	4.47
Dislivelli		0.00	2.12	1.73	1.67	0.00

Sezione: 96  
 Progressiva: 960.000  
 Q. Progetto: 288.651

Scala H 1/200.00  
 Scala V 1/200.00

285.00

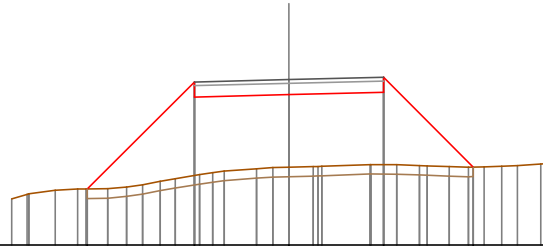


Quote		288.30	288.19	288.25	288.31	288.75
Parziali		2.29	2.50	2.50	1.97	
Sviluppata Par.		3.23	2.50	2.50	2.78	
Sviluppata		0.00	3.23	5.73	8.23	11.01
Progressiva		-4.79	-2.50	0.00	2.50	4.47
Dislivelli		0.00	2.12	1.74	1.67	0.00

Sezione: 97  
 Progressiva: 965.470  
 Q. Progetto: 289.374

Scala H 1/200.00  
 Scala V 1/200.00

285.00

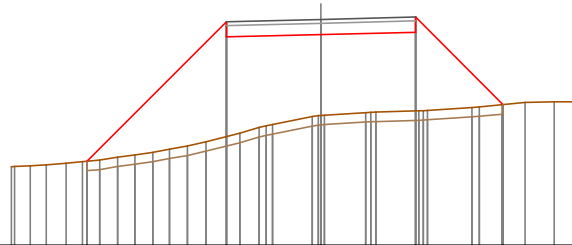


Quote		286.48	286.91	286.97	286.04	287.06
Parziali		2.83	2.50	2.50	2.38	
Sviluppata Par.		4.01	2.50	2.50	3.36	
Sviluppata		0.00	4.01	6.51	9.01	12.37
Progressiva		-5.33	-2.50	0.00	2.50	4.88
Dislivelli		0.00	2.47	1.92	1.91	-0.00

Sezione: 98  
 Progressiva: 970.000  
 Q. Progetto: 289.972

Scala H 1/200.00  
 Scala V 1/200.00

284.00

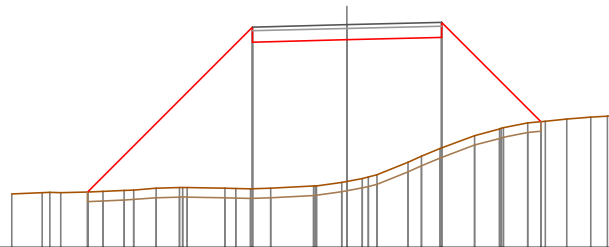


Quote		286.52	286.51	286.97	286.03	287.72
Parziali		3.69	2.50	2.50	2.32	
Sviluppata Par.		5.22	2.50	2.50	3.28	
Sviluppata		0.00	5.22	7.72	10.22	13.50
Progressiva		-6.19	-2.50	0.00	2.50	4.82
Dislivelli		0.00	3.04	2.14	2.08	0.00

Sezione: 99  
 Progressiva: 977.218  
 Q. Progetto: 290.894

Scala H 1/200.00  
 Scala V 1/200.00

285.00

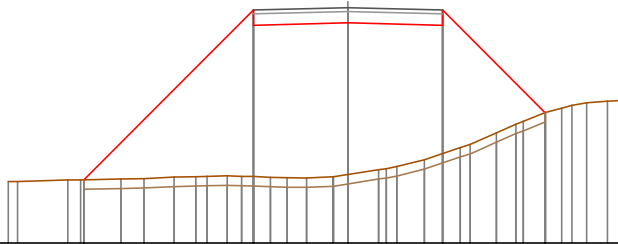


Quote		288.67	290.63	290.69	290.06	290.83
Parziali		4.36	2.50	2.50	2.63	
Sviluppata Par.		6.17	2.50	2.50	3.72	
Sviluppata		0.00	6.17	8.67	11.17	14.89
Progressiva		-6.86	-2.50	0.00	2.50	5.13
Dislivelli		0.00	4.28	3.75	2.88	0.00

Sezione: 100  
 Progressiva: 980.000  
 Q. Progetto: 291.222

Scala H 1/200.00  
 Scala V 1/200.00

285.00

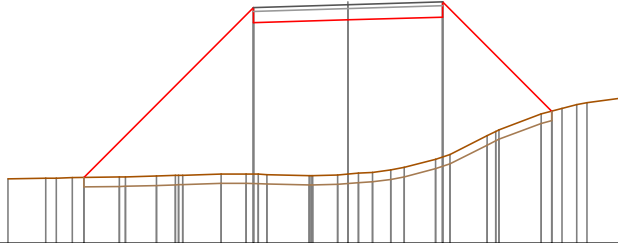


Quote	286.67	290.76	290.82	290.76	288.45
Parziali		4.49	2.50	2.50	2.71
Sviluppata Par.		6.35	2.50	2.50	3.83
Sviluppata	0.00	6.35	8.85	11.35	15.18
Progressiva	-6.99	-2.50	0.00	2.50	5.21
Dislivelli	0.00	4.40	4.01	3.39	0.00

Sezione: 101  
 Progressiva: 980.742  
 Q. Progetto: 291.307

Scala H 1/200.00  
 Scala V 1/200.00

285.00

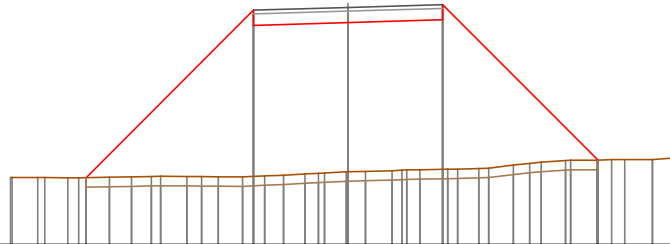


Quote	286.74	290.83	290.91	290.86	288.49
Parziali		4.49	2.50	2.50	2.89
Sviluppata Par.		6.35	2.50	2.50	4.09
Sviluppata	0.00	6.35	8.85	11.35	15.44
Progressiva	-6.99	-2.50	0.00	2.50	5.39
Dislivelli	0.00	4.40	4.08	3.70	0.00

Sezione: 102  
 Progressiva: 990.000  
 Q. Progetto: 292.271

Scala H 1/200.00  
 Scala V 1/200.00

286.00

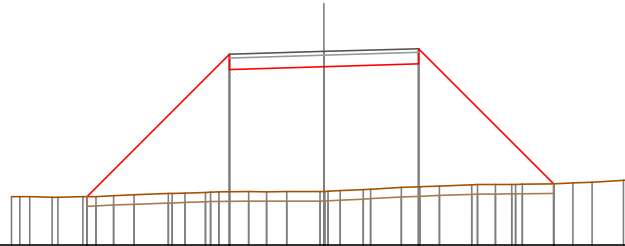


Quote	287.77	291.86	291.87	291.95	288.23
Parziali		4.43	2.50	2.50	4.12
Sviluppata Par.		6.27	2.50	2.50	5.82
Sviluppata	0.00	6.27	8.77	11.27	17.09
Progressiva	-6.93	-2.50	0.00	2.50	6.62
Dislivelli	0.00	4.39	3.95	3.96	0.00

Sezione: 103  
 Progressiva: 1000.000  
 Q. Progetto: 293.117

Scala H 1/200.00  
 Scala V 1/200.00

288.00

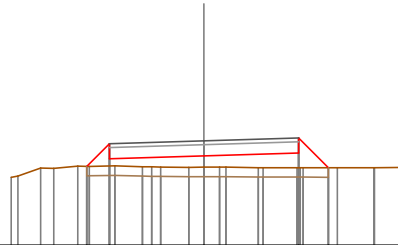


Quote	293.28	293.64	293.72	293.79	293.81
Parziali	3.77	2.50	2.50	3.58	
Sviluppata Par.	5.33	2.50	2.50	5.06	
Sviluppata	0.00	5.33	7.83	10.33	15.39
Progressiva	-6.27	-2.50	0.00	2.50	6.08
Dislivelli	0.00	3.64	3.30	3.26	-0.00

Sezione: 104  
 Progressiva: 1010.000  
 Q. Progetto: 293.762

Scala H 1/200.00  
 Scala V 1/200.00

291.00

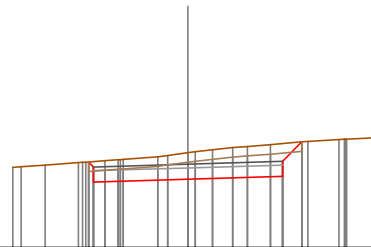


Quote	293.99	293.29	293.36	293.44	293.06
Parziali	0.60	2.50	2.50	0.79	
Sviluppata Par.	0.85	2.50	2.50	1.12	
Sviluppata	0.00	0.85	3.35	5.85	6.97
Progressiva	-3.10	-2.50	0.00	2.50	3.29
Dislivelli	-0.00	0.59	0.30	0.39	-0.00

Sezione: 105  
 Progressiva: 1020.000  
 Q. Progetto: 294.205

Scala H 1/200.00  
 Scala V 1/200.00

292.00

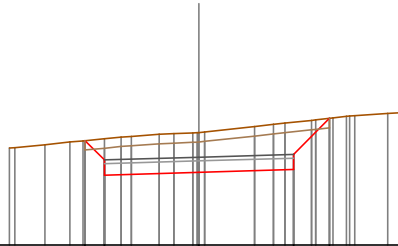


Quote	294.26	293.73	293.81	293.88	294.79
Parziali		2.50	2.50	0.51	
Sviluppata Par.		2.50	2.50	0.73	
Sviluppata	0.00	0.19	2.69	5.19	5.91
Progressiva	-2.63	-2.50	0.00	2.50	3.01
Dislivelli	0.00	-0.14	-0.70	-0.87	-0.00

Sezione: 106  
 Progressiva: 1023.803  
 Q. Progetto: 294.322

Scala H 1/200.00  
 Scala V 1/200.00

292.00

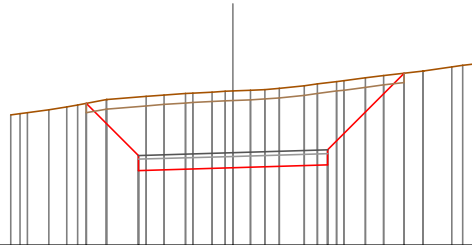


Quote		294.76	295.85	299.92	294.00	295.35
Parziali		0.51	2.50	2.50	0.95	
Sviluppata Par.		0.73	2.50	2.50	1.35	
Sviluppata		0.00 + 0.00	0.73	3.23	5.73	7.08
Progressiva		-3.01 - 2.50	-2.50	0.00	2.50	3.45
Dislivelli		0.00 - 0.56	-2.50	-1.05	0.00	-1.25

Sezione: 107  
 Progressiva: 1030.000  
 Q. Progetto: 294.449

Scala H 1/200.00  
 Scala V 1/200.00

292.00

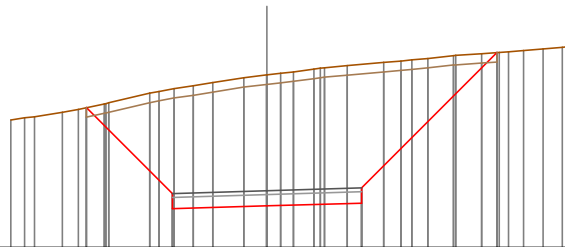


Quote		295.76	293.97	294.05	294.12	296.95
Parziali		1.38	2.50	2.50	2.03	
Sviluppata Par.		1.95	2.50	2.50	2.87	
Sviluppata		0.00	-1.95	-4.45	-6.95	-9.82
Progressiva		-3.88 - 2.50	-2.50	0.00	2.50	4.53
Dislivelli		0.00 - 1.55	-2.50	-2.03	0.00	-2.17

Sezione: 108  
 Progressiva: 1040.000  
 Q. Progetto: 294.500

Scala H 1/200.00  
 Scala V 1/200.00

293.00



Quote		298.70	294.03	294.10	294.18	298.18
Parziali		2.27	2.50	2.50	3.58	
Sviluppata Par.		3.22	2.50	2.50	5.07	
Sviluppata		0.00	-3.22	-5.72	-8.22	-13.28
Progressiva		-4.77 - 2.50	-2.50	0.00	2.50	6.08
Dislivelli		0.00 - 2.77	-2.50	-3.46	0.00	-3.67

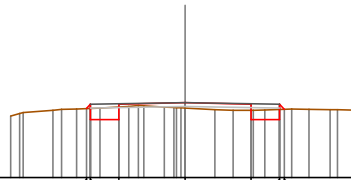
**SEZIONI TRASVERSALI**  
**Profilo longitudinale tratto 9-10**  
**Viabilità di impianto postazione aerogeneratore**  
**WTG05**

<b>DISEGNI DI RIFERIMENTO</b>	
<b>TAVOLA</b>	<b>DESCRIZIONE</b>
WGG-TC8	Viabilità e piazzole - Planimetria di progetto-Fase di cantiere
WGG-TC11-d	Profili longitudinali viabilità di impianto

Sezione: 2  
 Progressiva: 20.000  
 Q. Progetto: 314.978

Scala H 1/200.00  
 Scala V 1/200.00

313.00

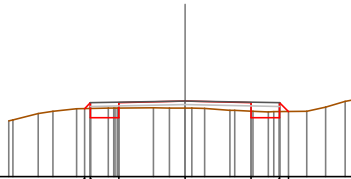


Quote	314.93	314.95	314.96	314.97	314.98	314.99	315.01
Parziali	0.75	0.75	1.75	1.75	0.75	0.75	
Sviluppata Par.	0.75	0.75	1.75	1.75	0.75	0.75	
Sviluppata	0.00	-2.61	0.00	0.36	2.65	4.40	5.15
Progressiva	-0.10	-2.50	-1.75	0.36	0.00	1.75	2.50
Dislivelli	-0.00	-0.33	-1.75	0.36	0.14	0.00	2.63

Sezione: 3  
 Progressiva: 33.806  
 Q. Progetto: 315.001

Scala H 1/200.00  
 Scala V 1/200.00

313.00

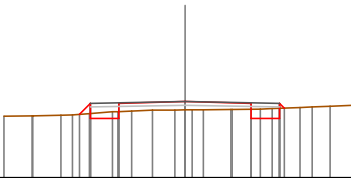


Quote	314.96	314.98	315.00	315.01	315.02	315.03	315.04
Parziali	0.75	0.75	1.75	1.75	0.75	0.75	
Sviluppata Par.	0.75	0.75	1.75	1.75	0.75	0.75	
Sviluppata	0.00	-2.66	0.00	0.37	2.72	4.48	5.56
Progressiva	-0.16	-2.50	-1.75	0.37	0.00	1.75	2.50
Dislivelli	0.00	-0.26	-1.75	0.37	-0.19	0.00	2.74

Sezione: 4  
 Progressiva: 40.000  
 Q. Progetto: 315.011

Scala H 1/200.00  
 Scala V 1/200.00

313.00

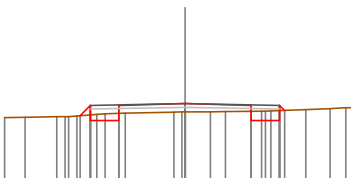


Quote	314.98	314.99	315.01	315.02	315.03	315.04	315.05
Parziali	0.50	0.75	1.75	1.75	0.75	0.75	
Sviluppata Par.	0.50	0.75	1.75	1.75	0.75	0.75	
Sviluppata	0.00	-2.78	0.00	0.41	2.91	4.66	5.59
Progressiva	-0.27	-2.50	-1.75	0.41	0.00	1.75	2.50
Dislivelli	0.00	-0.27	-1.75	0.41	0.22	0.00	2.63

Sezione: 5  
 Progressiva: 40.448  
 Q. Progetto: 315.012

Scala H 1/200.00  
 Scala V 1/200.00

313.00

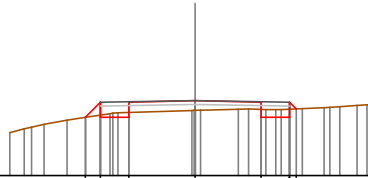


Quote	314.99	315.01	315.02	315.03	315.04	315.05	315.06
Parziali	0.50	0.75	1.75	1.75	0.75	0.75	
Sviluppata Par.	0.50	0.75	1.75	1.75	0.75	0.75	
Sviluppata	0.00	-2.77	0.00	0.39	2.89	4.64	5.39
Progressiva	-0.25	-2.50	-1.75	0.39	0.00	1.75	2.50
Dislivelli	0.00	-0.25	-1.75	0.39	0.22	0.00	2.64

Sezione: 6  
 Progressiva: 47.091  
 Q. Progetto: 314.982

Scala H 1/200.00  
 Scala V 1/200.00

313.00

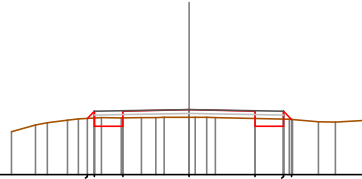


Quote	314.64	314.64	314.64	314.66	314.64	314.76
Parziali	0.40	0.75	1.75	1.75	0.75	0.00
Sviluppata Par.	0.57	0.75	1.75	1.75	0.75	0.00
Sviluppata	0.00	-2.90	0.00	0.00	1.75	4.82
Progressiva	0.34	-2.50	0.57	1.32	0.00	5.57
Dislivelli	-0.13	-1.75	1.32	0.26	0.00	5.82

Sezione: 7  
 Progressiva: 60.000  
 Q. Progetto: 314.719

Scala H 1/200.00  
 Scala V 1/200.00

313.00

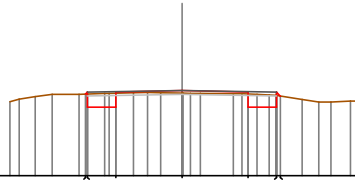


Quote	314.46	314.28	314.28	314.52	314.28	314.46
Parziali	0.75	0.75	1.75	1.75	0.75	0.00
Sviluppata Par.	0.75	0.75	1.75	1.75	0.75	0.00
Sviluppata	0.00	-2.69	0.00	0.00	1.75	4.52
Progressiva	0.18	-2.50	0.00	0.00	1.75	5.27
Dislivelli	-0.23	-1.75	1.02	-0.21	0.00	5.58

Sezione: 8  
 Progressiva: 80.000  
 Q. Progetto: 314.253

Scala H 1/200.00  
 Scala V 1/200.00

312.00

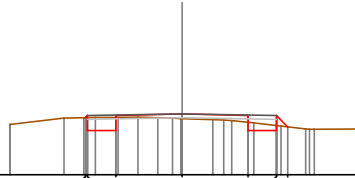


Quote	314.16	313.81	314.25	313.81	313.81	314.00
Parziali	0.75	0.75	1.75	1.75	0.75	0.00
Sviluppata Par.	0.75	0.75	1.75	1.75	0.75	0.00
Sviluppata	0.00	-2.55	0.00	0.00	1.75	4.32
Progressiva	0.05	-2.50	0.00	0.00	1.75	5.07
Dislivelli	-0.37	-1.75	0.82	0.07	0.00	5.22

Sezione: 9  
 Progressiva: 100.000  
 Q. Progetto: 313.609

Scala H 1/200.00  
 Scala V 1/200.00

312.00



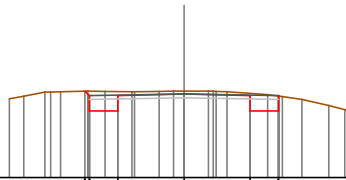
Quote	313.61	313.17	313.17	313.61	313.17	313.17
Parziali	0.75	0.75	1.75	1.75	0.75	0.00
Sviluppata Par.	0.75	0.75	1.75	1.75	0.75	0.00
Sviluppata	0.00	-2.55	0.00	0.00	1.75	4.33
Progressiva	0.05	-2.50	0.00	0.00	1.75	5.08
Dislivelli	-0.35	-1.75	0.88	0.12	0.00	5.50



Sezione: 10  
 Progressiva: 120.000  
 Q. Progetto: 312.207

Scala H 1/200.00  
 Scala V 1/200.00

310.00

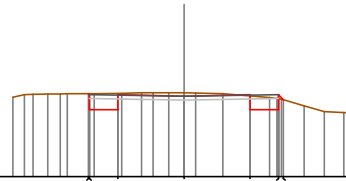


Quote	312.208	311.76	311.76	312.21	311.76	311.76
Parziali	0.75	1.75	1.75	0.75		
Sviluppata Par.	0.75	1.75	1.75	0.75		
Sviluppata	0.00	-2.62	0.00	2.67	4.42	5.17
Progressiva	-0.12	-2.50	0.00	1.75	2.50	5.17
Dislivelli	-0.51	-1.75	0.00	-0.07	0.00	-0.06

Sezione: 11  
 Progressiva: 120.939  
 Q. Progetto: 312.121

Scala H 1/200.00  
 Scala V 1/200.00

310.00

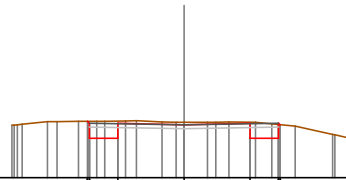


Quote	312.19	311.77	311.77	312.12	311.77	311.77
Parziali	0.75	1.75	1.75	0.75		
Sviluppata Par.	0.75	1.75	1.75	0.75		
Sviluppata	0.00	-2.53	0.00	2.54	4.29	5.22
Progressiva	-0.03	-2.50	0.00	1.75	2.50	5.04
Dislivelli	-0.44	-1.75	0.00	-0.09	0.00	-0.03

Sezione: 12  
 Progressiva: 128.853  
 Q. Progetto: 311.396

Scala H 1/200.00  
 Scala V 1/200.00

310.00

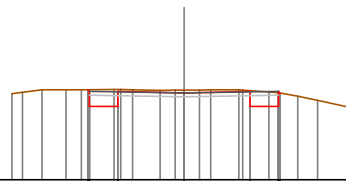


Quote	311.49	311.04	311.04	311.40	311.04	311.40
Parziali	0.75	1.75	1.75	0.75		
Sviluppata Par.	0.75	1.75	1.75	0.75		
Sviluppata	0.00	-2.55	0.00	2.57	4.32	5.13
Progressiva	-0.05	-2.50	0.00	1.75	2.50	5.07
Dislivelli	-0.46	-1.75	0.00	-0.07	0.00	-0.03

Sezione: 13  
 Progressiva: 130.000  
 Q. Progetto: 311.291

Scala H 1/200.00  
 Scala V 1/200.00

309.00

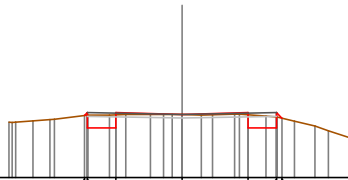


Quote	311.28	310.80	310.80	311.20	310.80	311.20
Parziali	0.75	1.75	1.75	0.75		
Sviluppata Par.	0.75	1.75	1.75	0.75		
Sviluppata	0.00	-2.55	0.00	2.57	4.32	5.13
Progressiva	-0.05	-2.50	0.00	1.75	2.50	5.07
Dislivelli	-0.45	-1.75	0.00	-0.08	0.00	-0.02

Sezione: 14  
 Progressiva: 136.766  
 Q. Progetto: 310.671

Scala H 1/200.00  
 Scala V 1/200.00

309.00

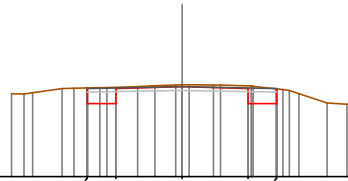


Quote	310.64	310.31	310.67	310.31	310.67
Parziali	0.75	1.75	1.75	0.75	
Sviluppata Par.	0.75	1.75	1.75	0.75	
Sviluppata	0.00	2.58	0.00	2.61	0.00
Progressiva	-0.07	-2.50	0.36	-0.06	-1.75
Dislivelli	-0.34	-1.75	0.36	-0.29	-1.75

Sezione: 15  
 Progressiva: 140.000  
 Q. Progetto: 310.375

Scala H 1/200.00  
 Scala V 1/200.00

308.00

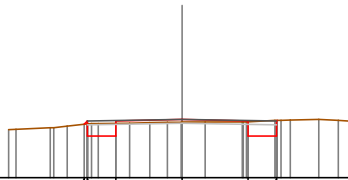


Quote	310.83	310.83	310.37	310.83	310.83
Parziali	0.75	1.75	1.75	0.75	
Sviluppata Par.	0.75	1.75	1.75	0.75	
Sviluppata	0.00	2.51	0.00	2.50	0.00
Progressiva	-0.43	-1.75	0.75	-0.07	-1.75
Dislivelli	-0.43	-1.75	0.75	-0.39	-1.75

Sezione: 16  
 Progressiva: 160.000  
 Q. Progetto: 308.542

Scala H 1/200.00  
 Scala V 1/200.00

307.00

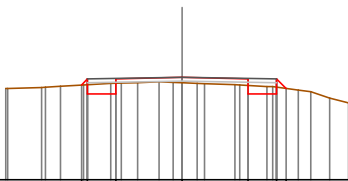


Quote	308.41	308.10	308.54	308.10	308.10
Parziali	0.75	1.75	1.75	0.75	
Sviluppata Par.	0.75	1.75	1.75	0.75	
Sviluppata	0.00	2.58	0.00	2.62	0.00
Progressiva	-0.08	-2.50	0.37	-0.02	-1.75
Dislivelli	-0.34	-1.75	0.37	-0.41	-1.75

Sezione: 17  
 Progressiva: 180.000  
 Q. Progetto: 306.709

Scala H 1/200.00  
 Scala V 1/200.00

304.00

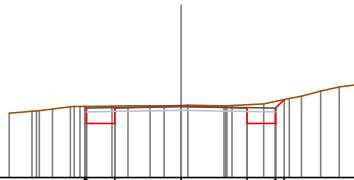


Quote	306.51	306.27	306.71	306.27	306.41
Parziali	0.75	1.75	1.75	0.75	
Sviluppata Par.	0.75	1.75	1.75	0.75	
Sviluppata	0.00	2.66	0.00	2.73	0.00
Progressiva	-0.15	-2.50	0.37	-0.17	-1.75
Dislivelli	-0.29	-1.75	0.37	-0.18	-1.75

Sezione: 18  
 Progressiva: 200.000  
 Q. Progetto: 304.876

Scala H 1/200.00  
 Scala V 1/200.00

303.00

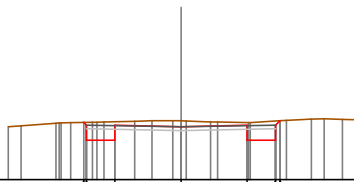


Quote		304.88	304.43	304.43	304.88	304.43	304.43	305.06
Parziali		0.75	1.75	1.75	0.75	0.75	0.00	
Sviluppata Par.		0.75	1.75	1.75	0.75	0.75	0.00	
Sviluppata		0.00	-2.55	0.00	2.57	4.32	5.07	5.39
Progressiva		-0.05	-2.50	0.00	1.75	2.50	2.73	
Dislivelli		-0.46	-1.75	0.00	-0.09	-0.58	0.00	

Sezione: 19  
 Progressiva: 216.132  
 Q. Progetto: 303.398

Scala H 1/200.00  
 Scala V 1/200.00

302.00

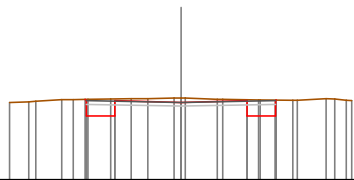


Quote		303.51	303.04	303.04	303.40	303.04	303.04	303.96
Parziali		0.75	1.75	1.75	0.75	0.75	0.00	
Sviluppata Par.		0.75	1.75	1.75	0.75	0.75	0.00	
Sviluppata		0.00	-2.57	0.00	2.60	4.35	5.10	5.26
Progressiva		-0.07	-2.50	0.00	1.75	2.50	2.62	
Dislivelli		-0.49	-1.75	0.00	-0.06	-0.51	0.00	

Sezione: 20  
 Progressiva: 220.000  
 Q. Progetto: 303.044

Scala H 1/200.00  
 Scala V 1/200.00

301.00

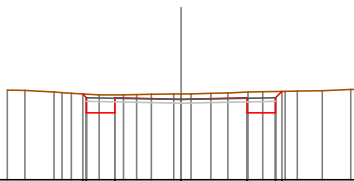


Quote		303.12	302.69	302.69	303.04	302.69	302.69	303.24
Parziali		0.75	1.75	1.75	0.75	0.75	0.00	
Sviluppata Par.		0.75	1.75	1.75	0.75	0.75	0.00	
Sviluppata		0.00	-2.54	0.00	2.55	4.30	5.05	
Progressiva		-0.04	-2.50	0.00	1.75	2.50	2.67	
Dislivelli		-0.44	-1.75	0.00	-0.03	-0.42	0.00	

Sezione: 21  
 Progressiva: 230.000  
 Q. Progetto: 302.127

Scala H 1/200.00  
 Scala V 1/200.00

300.00

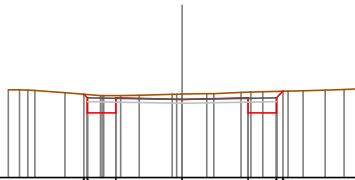


Quote		302.27	301.77	301.77	302.13	301.77	301.77	302.34
Parziali		0.75	1.75	1.75	0.75	0.75	0.00	
Sviluppata Par.		0.75	1.75	1.75	0.75	0.75	0.00	
Sviluppata		0.00	-2.60	0.00	2.64	4.39	5.14	5.38
Progressiva		-0.09	-2.50	0.00	1.75	2.50	2.67	
Dislivelli		-0.47	-1.75	0.00	-0.15	-0.56	0.00	

Sezione: 22  
 Progressiva: 230.672  
 Q. Progetto: 302.066

Scala H 1/200.00  
 Scala V 1/200.00

300.00

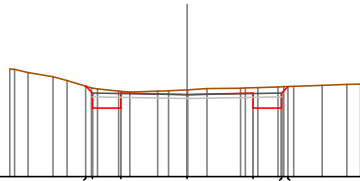


Quote	302.20	301.71	301.71	302.07	301.71	301.71	302.28
Parziali	0.75	1.75	1.75	0.75	0.75	0.75	0.75
Sviluppata Par.	0.75	1.75	1.75	0.75	0.75	0.75	0.75
Sviluppata	0.00	-2.59	0.00	0.88	-0.14	0.00	2.63
Progressiva	-0.08	-2.50	0.88	-0.46	-1.75	0.88	-0.15
Dislivelli	0.00	-2.59	0.00	-0.14	0.00	2.63	-0.15

Sezione: 23  
 Progressiva: 240.000  
 Q. Progetto: 301.166

Scala H 1/200.00  
 Scala V 1/200.00

299.00

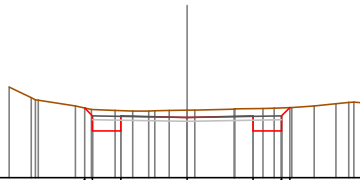


Quote	301.39	300.81	300.81	301.17	300.81	300.81	301.38
Parziali	0.75	1.75	1.75	0.75	0.75	0.75	0.75
Sviluppata Par.	0.75	1.75	1.75	0.75	0.75	0.75	0.75
Sviluppata	0.00	-2.68	0.00	0.26	-0.13	0.00	2.76
Progressiva	-0.13	-2.50	0.26	-0.44	-1.75	0.26	-0.14
Dislivelli	0.00	-2.68	0.00	-0.13	0.00	2.76	-0.14

Sezione: 24  
 Progressiva: 245.211  
 Q. Progetto: 300.592

Scala H 1/200.00  
 Scala V 1/200.00

299.00

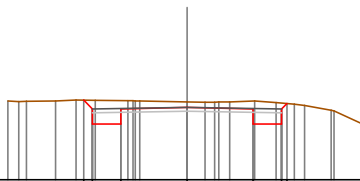


Quote	300.04	300.04	300.04	300.59	300.04	300.04	300.85
Parziali	0.75	1.75	1.75	0.75	0.75	0.75	0.75
Sviluppata Par.	0.75	1.75	1.75	0.75	0.75	0.75	0.75
Sviluppata	0.00	-2.71	0.00	0.88	-0.19	0.00	2.79
Progressiva	-0.16	-2.50	0.88	-0.54	-1.75	0.88	-0.19
Dislivelli	0.00	-2.71	0.00	-0.19	0.00	2.79	-0.19

Sezione: 25  
 Progressiva: 260.000  
 Q. Progetto: 298.915

Scala H 1/200.00  
 Scala V 1/200.00

297.00

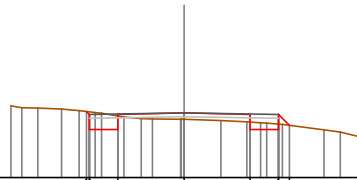


Quote	299.11	298.47	298.47	298.91	298.47	298.47	299.02
Parziali	0.75	1.75	1.75	0.75	0.75	0.75	0.75
Sviluppata Par.	0.75	1.75	1.75	0.75	0.75	0.75	0.75
Sviluppata	0.00	-2.74	0.00	0.88	-0.14	0.00	2.83
Progressiva	-0.23	-2.50	0.88	-0.63	-1.75	0.88	-0.21
Dislivelli	0.00	-2.74	0.00	-0.14	0.00	2.83	-0.21

Sezione: 26  
 Progressiva: 279.426  
 Q. Progetto: 296.712

Scala H 1/200.00  
 Scala V 1/200.00

295.00

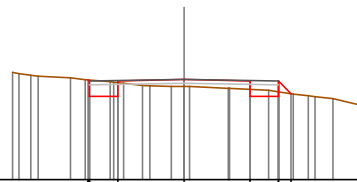


Quote	296.74	296.27	296.27	296.71	296.27	296.27	296.38
Parziali	0.75	0.75	1.75	1.75	0.75	0.75	0.29
Sviluppata Par.	0.75	0.75	1.75	1.75	0.75	0.41	
Sviluppata	0.00	-2.58	0.00	0.36	0.18	0.00	2.61
Progressiva	0.00	-2.50	0.00	0.36	0.18	0.00	2.61
Dislivelli	0.00	-2.58	0.00	0.36	0.18	0.00	2.61

Sezione: 27  
 Progressiva: 280.000  
 Q. Progetto: 296.647

Scala H 1/200.00  
 Scala V 1/200.00

294.00

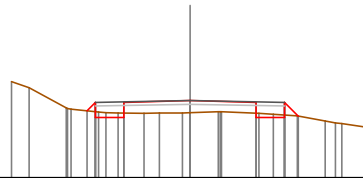


Quote	296.64	296.20	296.20	296.65	296.20	296.20	296.27
Parziali	0.75	0.75	1.75	1.75	0.75	0.75	0.29
Sviluppata Par.	0.75	0.75	1.75	1.75	0.75	0.47	
Sviluppata	0.00	-2.53	0.00	0.36	0.18	0.00	2.55
Progressiva	0.00	-2.50	0.00	0.36	0.18	0.00	2.55
Dislivelli	0.00	-2.53	0.00	0.36	0.18	0.00	2.55

Sezione: 28  
 Progressiva: 285.383  
 Q. Progetto: 296.036

Scala H 1/200.00  
 Scala V 1/200.00

294.00

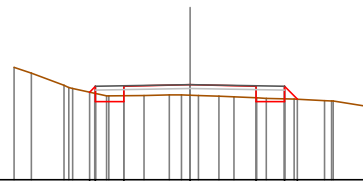


Quote	296.77	296.29	296.29	296.64	296.29	296.29	296.35
Parziali	0.75	0.75	1.75	1.75	0.75	0.75	0.36
Sviluppata Par.	0.75	0.75	1.75	1.75	0.75	0.52	
Sviluppata	0.00	-2.72	0.00	0.32	0.32	0.00	2.82
Progressiva	0.00	-2.50	0.00	0.32	0.32	0.00	2.82
Dislivelli	0.00	-2.72	0.00	0.32	0.32	0.00	2.82

Sezione: 29  
 Progressiva: 290.000  
 Q. Progetto: 295.513

Scala H 1/200.00  
 Scala V 1/200.00

293.00

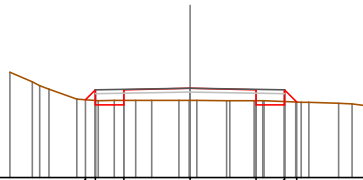


Quote	295.32	295.07	295.07	295.51	295.07	295.07	295.13
Parziali	0.75	0.75	1.75	1.75	0.75	0.75	0.24
Sviluppata Par.	0.75	0.75	1.75	1.75	0.75	0.48	
Sviluppata	0.00	-2.65	0.00	0.37	0.28	0.00	2.72
Progressiva	0.00	-2.50	0.00	0.37	0.28	0.00	2.72
Dislivelli	0.00	-2.65	0.00	0.37	0.28	0.00	2.72

Sezione: 30  
 Progressiva: 291.340  
 Q. Progetto: 295.361

Scala H 1/200.00  
 Scala V 1/200.00

293.00

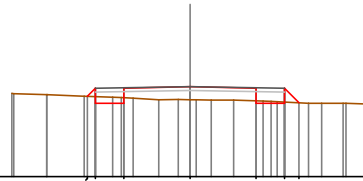


Quote		295.06	294.92	294.82	295.36	294.92	294.92	294.90
Parziali		0.38	0.75	1.75	1.75	0.75	0.32	
Sviluppata Par.		0.37	0.75	1.75	1.75	0.75	0.46	
Sviluppata		0.00	0.37	1.12	2.87	4.62	5.37	5.83
Progressiva		-2.76	-2.50	-1.75	0.00	1.75	2.50	2.82
Dislivelli		0.00	-0.28	-0.12	0.32	-0.29	-0.09	0.00

Sezione: 31  
 Progressiva: 300.000  
 Q. Progetto: 294.379

Scala H 1/200.00  
 Scala V 1/200.00

292.00

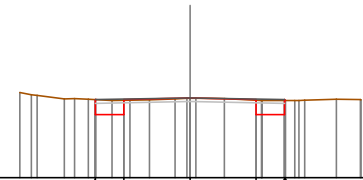


Quote		294.12	293.93	293.83	294.38	293.83	293.83	293.84
Parziali		0.38	0.75	1.75	1.75	0.75	0.38	
Sviluppata Par.		0.38	0.75	1.75	1.75	0.75	0.54	
Sviluppata		0.00	0.38	1.03	2.80	4.55	5.30	5.84
Progressiva		-2.71	-2.50	-1.75	0.00	1.75	2.50	2.88
Dislivelli		0.00	-0.22	-0.15	0.35	-0.33	-0.04	0.00

Sezione: 32  
 Progressiva: 320.000  
 Q. Progetto: 292.111

Scala H 1/200.00  
 Scala V 1/200.00

290.00

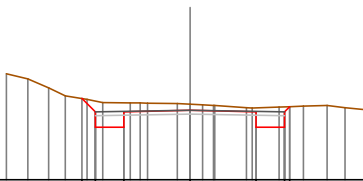


Quote		291.67	291.67	292.11	291.67	291.67	292.04
Parziali		0.75	0.75	1.75	1.75	0.75	
Sviluppata Par.		0.75	0.75	1.75	1.75	0.75	
Sviluppata		0.00	0.75	2.50	4.25	5.00	5.04
Progressiva		-2.50	-1.75	0.00	1.75	2.50	2.53
Dislivelli		-0.00	-0.38	0.01	-0.02	-0.37	0.00

Sezione: 33  
 Progressiva: 340.000  
 Q. Progetto: 289.835

Scala H 1/200.00  
 Scala V 1/200.00

288.00

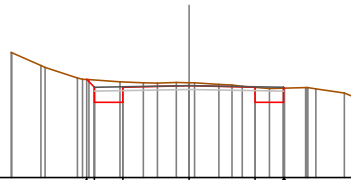


Quote		290.15	289.99	289.99	289.84	289.99	289.99	289.95
Parziali		0.36	0.75	1.75	1.75	0.75		
Sviluppata Par.		0.51	0.75	1.75	1.75	0.75		
Sviluppata		0.00	0.51	1.26	3.01	4.76	5.51	5.70
Progressiva		-2.86	-2.50	-1.75	0.00	1.75	2.50	2.64
Dislivelli		0.00	-0.29	-0.65	-0.16	-0.11	-0.53	0.00

Sezione: 34  
 Progressiva: 343.547  
 Q. Progetto: 289.431

Scala H 1/200.00  
 Scala V 1/200.00

287.00

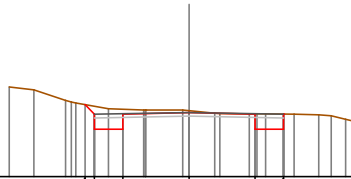


Quote		289.59	289.59	289.59	289.43	289.59	289.59	289.59
Parziali		0.00	0.75	1.75	1.75	0.75		
Sviluppata Par.		0.00	0.75	1.75	1.75	0.75		
Sviluppata		0.00	0.00	0.00	2.79	4.54	5.29	5.33
Progressiva		2.71	2.50	1.75	0.00	1.75	2.50	2.53
Dislivelli		0.00	-0.19	-0.54	-0.07	0.00	-0.37	0.00

Sezione: 35  
 Progressiva: 350.000  
 Q. Progetto: 288.696

Scala H 1/200.00  
 Scala V 1/200.00

287.00



Quote		288.90	288.25	288.25	288.70	288.25	288.25	288.36
Parziali		0.00	0.75	1.75	1.75	0.75		
Sviluppata Par.		0.00	0.75	1.75	1.75	0.75		
Sviluppata		0.00	0.36	1.11	2.86	4.61	5.36	
Progressiva		2.75	2.50	1.75	0.00	1.75	2.50	2.53
Dislivelli		0.00	-0.21	-0.53	-0.04	0.00	-0.01	-0.40

Sezione: 36  
 Progressiva: 360.000  
 Q. Progetto: 287.557

Scala H 1/200.00  
 Scala V 1/200.00

285.00

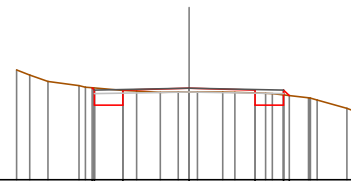


Quote		287.48	287.11	287.11	287.56	287.11	287.11	287.99
Parziali		0.00	0.75	1.75	1.75	0.75		
Sviluppata Par.		0.00	0.75	1.75	1.75	0.75		
Sviluppata		0.00	0.88	2.55	4.30	5.05	5.23	
Progressiva		2.53	2.50	1.75	0.00	1.75	2.50	2.63
Dislivelli		0.00	0.03	-0.43	0.04	0.00	-0.08	-0.28

Sezione: 37  
 Progressiva: 370.000  
 Q. Progetto: 286.418

Scala H 1/200.00  
 Scala V 1/200.00

284.00

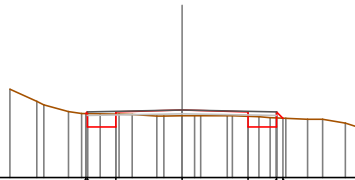


Quote		286.43	285.97	285.97	286.42	285.97	285.97	286.22
Parziali		0.00	0.75	1.75	1.75	0.75		
Sviluppata Par.		0.00	0.75	1.75	1.75	0.75		
Sviluppata		0.00	0.88	2.59	4.34	5.09	5.30	
Progressiva		2.56	2.50	1.75	0.00	1.75	2.50	2.65
Dislivelli		0.00	-0.06	-0.39	0.10	0.00	-0.08	-0.27

Sezione: 38  
 Progressiva: 375.606  
 Q. Progetto: 285.782

Scala H 1/200.00  
 Scala V 1/200.00

284.00

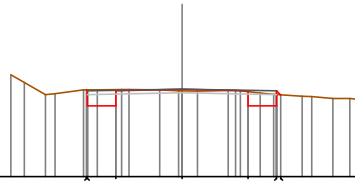


Quote	285.69	285.34	285.34	285.76	285.34	285.34	285.67
Parziali	0.75	1.75	1.75	0.75			
Sviluppata Par.	0.75	1.75	1.75	0.75			
Sviluppata	0.00	2.55	0.00	0.00	2.57	4.32	5.07
Progressiva	-0.05	-2.50	0.00	0.00	1.75	2.50	2.67
Dislivelli	-0.00	-0.34	-1.75	0.15	0.00	-0.12	-0.24

Sezione: 39  
 Progressiva: 380.000  
 Q. Progetto: 285.314

Scala H 1/200.00  
 Scala V 1/200.00

283.00

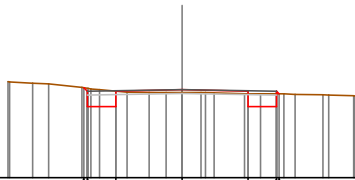


Quote	286.30	284.87	284.87	286.51	284.87	284.87	286.16
Parziali	0.75	1.75	1.75	0.75			
Sviluppata Par.	0.75	1.75	1.75	0.75			
Sviluppata	0.00	2.52	0.00	0.00	2.54	4.29	5.04
Progressiva	-0.03	-2.50	0.00	0.00	1.75	2.50	2.61
Dislivelli	0.00	-0.43	-1.75	-0.04	0.00	-0.03	-0.30

Sezione: 40  
 Progressiva: 390.000  
 Q. Progetto: 284.326

Scala H 1/200.00  
 Scala V 1/200.00

282.00

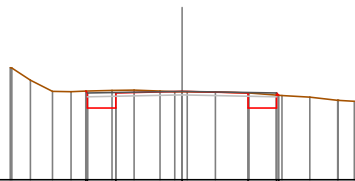


Quote	284.36	283.88	283.88	284.33	283.88	283.88	284.22
Parziali	0.75	1.75	1.75	0.75			
Sviluppata Par.	0.75	1.75	1.75	0.75			
Sviluppata	0.00	2.60	0.00	0.00	2.64	4.39	5.14
Progressiva	-0.08	-2.50	0.00	0.00	1.75	2.50	2.57
Dislivelli	-0.00	-0.40	-1.75	0.07	0.00	-0.06	-0.34

Sezione: 41  
 Progressiva: 400.000  
 Q. Progetto: 283.341

Scala H 1/200.00  
 Scala V 1/200.00

281.00



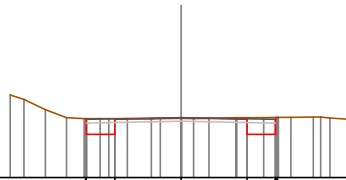
Quote	283.34	282.90	282.90	283.34	282.90	282.90	283.34
Parziali	0.75	1.75	1.75	0.75			
Sviluppata Par.	0.75	1.75	1.75	0.75			
Sviluppata	0.00	2.55	0.00	0.00	2.57	4.32	5.07
Progressiva	-0.05	-2.50	0.00	0.00	1.75	2.50	2.56
Dislivelli	-0.00	-0.46	-1.75	0.01	0.00	-0.00	-0.34



Sezione: 42  
 Progressiva: 407.666  
 Q. Progetto: 282.585

Scala H 1/200.00  
 Scala V 1/200.00

281.00

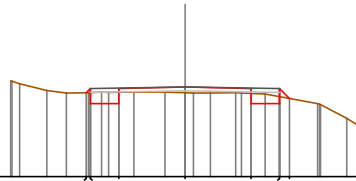


Quote		282.14	282.14	282.59	282.14	282.14	282.59
Parziali		0.75	1.75	1.75	0.75		
Sviluppata Par.		0.75	1.75	1.75	0.75		
Sviluppata		0.00	0.75	2.50	4.25	5.00	5.07
Progressiva		-0.00	-0.41	0.00	1.75	2.55	5.00
Dislivelli		-0.00	-0.41	0.02	-0.04	-0.45	-0.00

Sezione: 43  
 Progressiva: 420.000  
 Q. Progetto: 281.370

Scala H 1/200.00  
 Scala V 1/200.00

279.00

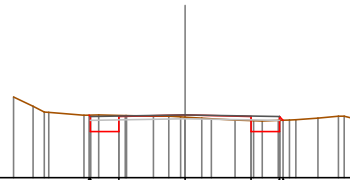


Quote		281.21	280.93	281.37	280.93	280.93	281.06
Parziali		0.75	1.75	1.75	0.75	0.26	
Sviluppata Par.		0.75	1.75	1.75	0.75	0.26	
Sviluppata		0.00	0.36	2.66	4.41	5.16	5.53
Progressiva		-0.00	-0.11	0.00	1.75	2.76	5.00
Dislivelli		0.00	-0.30	-0.15	-0.13	-0.18	0.00

Sezione: 44  
 Progressiva: 437.351  
 Q. Progetto: 279.660

Scala H 1/200.00  
 Scala V 1/200.00

278.00

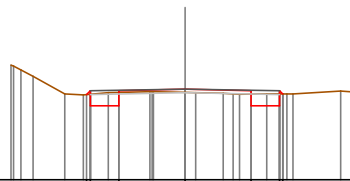


Quote		279.65	279.22	279.66	279.22	279.22	279.22
Parziali		0.75	1.75	1.75	0.75		
Sviluppata Par.		0.75	1.75	1.75	0.75		
Sviluppata		0.00	0.88	2.55	4.30	5.05	5.19
Progressiva		-0.00	-0.04	0.00	1.75	2.60	5.00
Dislivelli		0.00	-0.43	0.06	-0.11	-0.30	0.00

Sezione: 45  
 Progressiva: 440.000  
 Q. Progetto: 279.399

Scala H 1/200.00  
 Scala V 1/200.00

277.00

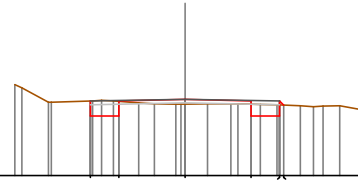


Quote		279.25	278.96	279.40	278.96	278.96	279.27
Parziali		0.75	1.75	1.75	0.75		
Sviluppata Par.		0.75	1.75	1.75	0.75		
Sviluppata		0.00	0.38	2.64	4.39	5.14	5.27
Progressiva		-0.00	-0.09	0.00	1.75	2.59	5.00
Dislivelli		0.00	-0.35	0.09	-0.09	-0.31	0.00

Sezione: 46  
 Progressiva: 443.922  
 Q. Progetto: 279.017

Scala H 1/200.00  
 Scala V 1/200.00

277.00

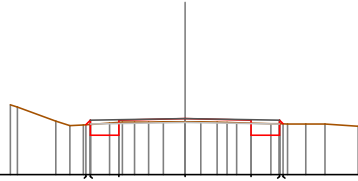


Quote		278.57	278.57	279.02	278.57	278.57	278.86
Parziali		0.75	1.75	1.75	0.75		
Sviluppata Par.		0.75	1.75	1.75	0.75		
Sviluppata		0.00	2.50	0.00	2.50	4.25	5.00
Progressiva		-2.50	-1.75	0.00	1.75	2.50	5.00
Dislivelli		-0.00	-0.39	0.13	-0.09	-0.29	0.00

Sezione: 47  
 Progressiva: 450.000  
 Q. Progetto: 278.481

Scala H 1/200.00  
 Scala V 1/200.00

277.00

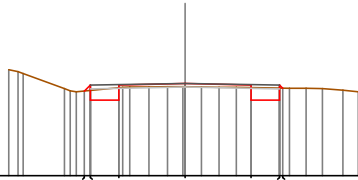


Quote		278.32	278.04	278.46	278.04	278.34	
Parziali		0.75	1.75	1.75	0.75		
Sviluppata Par.		0.75	1.75	1.75	0.75		
Sviluppata		0.00	2.62	0.00	2.67	4.42	5.17
Progressiva		-2.62	-2.50	0.00	1.75	2.50	5.17
Dislivelli		0.00	0.11	-0.34	-0.08	-0.30	0.00

Sezione: 48  
 Progressiva: 450.493  
 Q. Progetto: 278.441

Scala H 1/200.00  
 Scala V 1/200.00

276.00

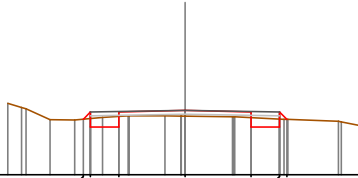


Quote		278.34	278.00	278.44	278.00	278.31	
Parziali		0.75	1.75	1.75	0.75		
Sviluppata Par.		0.75	1.75	1.75	0.75		
Sviluppata		0.00	2.66	0.00	2.73	4.48	5.23
Progressiva		-2.66	-2.50	0.00	1.75	2.50	5.23
Dislivelli		0.00	0.14	-0.33	-0.09	-0.07	-0.32

Sezione: 49  
 Progressiva: 460.000  
 Q. Progetto: 277.701

Scala H 1/200.00  
 Scala V 1/200.00

276.00

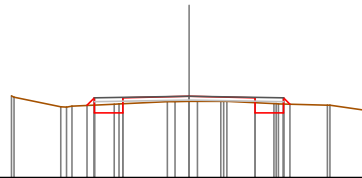


Quote		277.47	277.26	277.70	277.26	277.47	
Parziali		0.75	1.75	1.75	0.75		
Sviluppata Par.		0.75	1.75	1.75	0.75		
Sviluppata		0.00	2.69	0.00	2.77	4.52	5.27
Progressiva		-2.69	-2.50	0.00	1.75	2.50	2.69
Dislivelli		0.00	-0.17	-0.28	0.15	-0.15	-0.22

Sezione: 50  
 Progressiva: 480.000  
 Q. Progetto: 276.150

Scala H 1/200.00  
 Scala V 1/200.00

274.00

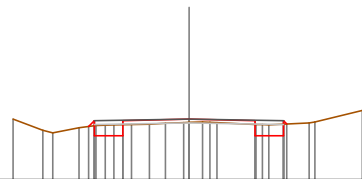


Quote		276.91	276.71	276.71	276.15	276.71	276.71	276.94
Parziali		0.00	0.75	1.75	1.75	0.75	0.00	0.00
Sviluppata Par.		0.00	0.75	1.75	1.75	0.75	0.00	0.00
Sviluppata		0.00	0.00	0.28	2.78	4.53	5.28	5.52
Progressiva		-2.70	-2.50	-1.75	0.00	1.75	2.50	2.67
Dislivelli		0.00	-0.19	-0.24	-0.14	-0.13	-0.24	0.00

Sezione: 51  
 Progressiva: 500.000  
 Q. Progetto: 274.599

Scala H 1/200.00  
 Scala V 1/200.00

273.00

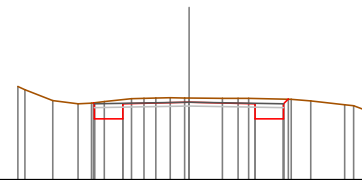


Quote		274.40	274.16	274.16	274.60	274.16	274.16	274.47
Parziali		0.00	0.75	1.75	1.75	0.75	0.00	0.00
Sviluppata Par.		0.00	0.75	1.75	1.75	0.75	0.00	0.00
Sviluppata		0.00	0.00	0.37	2.72	4.47	5.22	5.34
Progressiva		-2.65	-2.50	-1.75	0.00	1.75	2.50	2.58
Dislivelli		0.00	-0.13	-0.29	-0.09	-0.10	-0.31	0.00

Sezione: 52  
 Progressiva: 520.000  
 Q. Progetto: 273.048

Scala H 1/200.00  
 Scala V 1/200.00

271.00

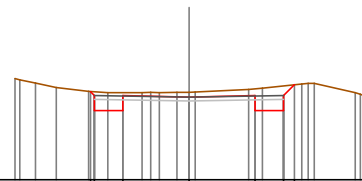


Quote		273.03	272.60	272.60	273.05	272.60	272.60	273.13
Parziali		0.00	0.75	1.75	1.75	0.75	0.00	0.00
Sviluppata Par.		0.00	0.75	1.75	1.75	0.75	0.00	0.00
Sviluppata		0.00	0.00	0.98	2.54	4.29	5.04	5.22
Progressiva		-2.53	-2.50	-1.75	0.00	1.75	2.50	2.63
Dislivelli		0.00	-0.03	-0.51	-0.11	-0.14	-0.53	0.00

Sezione: 53  
 Progressiva: 531.182  
 Q. Progetto: 272.182

Scala H 1/200.00  
 Scala V 1/200.00

270.00

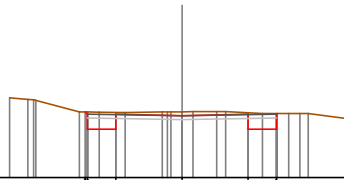


Quote		272.35	271.83	271.83	272.18	271.83	271.83	272.51
Parziali		0.00	0.75	1.75	1.75	0.75	0.00	0.00
Sviluppata Par.		0.00	0.75	1.75	1.75	0.75	0.00	0.00
Sviluppata		0.00	0.00	0.33	2.65	4.40	5.15	5.55
Progressiva		-2.61	-2.50	-1.75	0.00	1.75	2.50	2.79
Dislivelli		0.00	-0.10	-0.48	-0.13	-0.18	-0.65	0.00

Sezione: 54  
 Progressiva: 538.315  
 Q. Progetto: 271.631

Scala H 1/200.00  
 Scala V 1/200.00

270.00

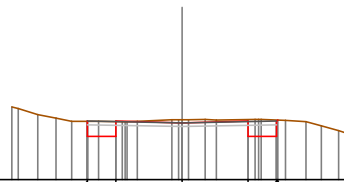


Quote	271.73	271.28	271.08	271.63	271.28	271.08
Parziali	0.75	0.75	1.75	1.75	0.75	0.75
Sviluppata Par.	0.75	0.75	1.75	1.75	0.75	0.75
Sviluppata	0.00	-2.56	0.00	2.58	4.33	5.08
Progressiva	-0.06	-2.50	-0.88	0.00	1.75	2.50
Dislivelli	0.00	-0.45	-1.75	-0.11	-0.03	-0.42

Sezione: 55  
 Progressiva: 540.000  
 Q. Progetto: 271.501

Scala H 1/200.00  
 Scala V 1/200.00

270.00

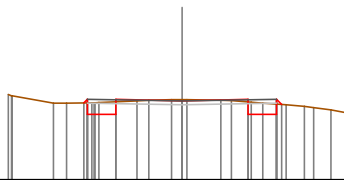


Quote	271.14	271.14	271.50	271.14	271.14	271.08
Parziali	0.75	0.75	1.75	1.75	0.75	0.75
Sviluppata Par.	0.75	0.75	1.75	1.75	0.75	0.75
Sviluppata	0.00	-2.50	0.75	2.50	4.25	5.04
Progressiva	-0.00	-2.50	-1.75	0.00	1.75	2.53
Dislivelli	0.00	-0.39	-1.75	-0.08	-0.04	-0.43

Sezione: 56  
 Progressiva: 545.448  
 Q. Progetto: 271.080

Scala H 1/200.00  
 Scala V 1/200.00

269.00

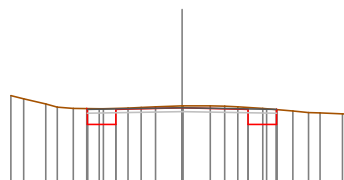


Quote	271.03	270.72	270.72	271.08	270.72	270.72	270.98
Parziali	0.75	0.75	0.75	1.75	1.75	0.75	0.75
Sviluppata Par.	0.75	0.75	0.75	1.75	1.75	0.75	0.75
Sviluppata	0.00	-2.59	0.00	2.63	4.39	5.14	5.33
Progressiva	0.09	-2.50	-0.88	0.00	1.75	2.50	2.63
Dislivelli	0.00	-0.33	-1.75	-0.04	-0.07	-0.27	0.00

Sezione: 57  
 Progressiva: 560.000  
 Q. Progetto: 269.956

Scala H 1/200.00  
 Scala V 1/200.00

268.00

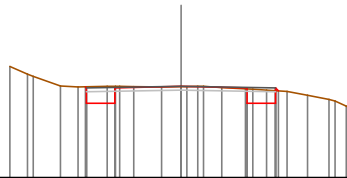


Quote	269.94	269.51	269.51	269.96	269.51	269.51	269.96
Parziali	0.75	0.75	0.75	1.75	1.75	0.75	0.75
Sviluppata Par.	0.75	0.75	0.75	1.75	1.75	0.75	0.75
Sviluppata	0.00	-2.52	0.00	2.53	4.28	5.03	5.03
Progressiva	-0.02	-2.50	-0.93	0.00	1.75	2.50	2.50
Dislivelli	0.00	-0.43	-1.75	-0.05	-0.05	-0.39	0.00

Sezione: 58  
 Progressiva: 580.000  
 Q. Progetto: 268.411

Scala H 1/200.00  
 Scala V 1/200.00

266.00

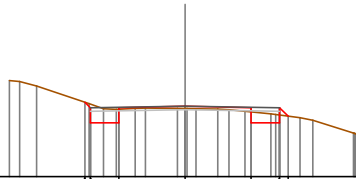


Quote		268.40	267.97	267.97	268.41	267.97	267.97	268.20
Parziali		0.75	1.75	1.75	0.75			
Sviluppata Par.		0.75	1.75	1.75	0.75			
Sviluppata		0.00	2.53	0.00	2.54	4.29	5.04	5.15
Progressiva		-0.03	-2.50	0.00	0.00	1.75	2.50	5.04
Dislivelli		0.00	-0.45	-1.75	0.00	0.02	-0.33	-0.00

Sezione: 59  
 Progressiva: 600.000  
 Q. Progetto: 266.866

Scala H 1/200.00  
 Scala V 1/200.00

265.00

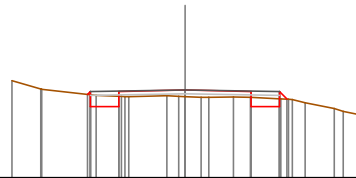


Quote		266.87	266.42	266.42	266.87	266.42	266.42	266.60
Parziali		0.75	1.75	1.75	0.75			
Sviluppata Par.		0.75	1.75	1.75	0.75			
Sviluppata		0.00	2.64	0.00	2.70	4.45	5.20	5.52
Progressiva		-0.09	-2.50	0.00	0.00	1.75	2.50	5.20
Dislivelli		0.00	-0.36	-1.75	0.00	-0.12	-0.20	-0.00

Sezione: 60  
 Progressiva: 620.000  
 Q. Progetto: 265.321

Scala H 1/200.00  
 Scala V 1/200.00

263.00

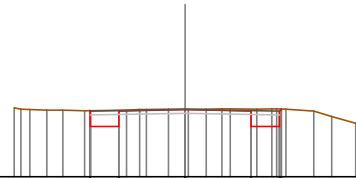


Quote		265.20	264.88	264.88	265.32	264.88	264.88	265.08
Parziali		0.75	1.75	1.75	0.75			
Sviluppata Par.		0.75	1.75	1.75	0.75			
Sviluppata		0.00	2.58	0.00	2.61	4.36	5.11	5.39
Progressiva		-0.09	-2.50	0.00	0.00	1.75	2.50	5.11
Dislivelli		0.00	-0.27	-1.75	0.00	-0.15	-0.21	0.00

Sezione: 61  
 Progressiva: 640.000  
 Q. Progetto: 263.776

Scala H 1/200.00  
 Scala V 1/200.00

262.00

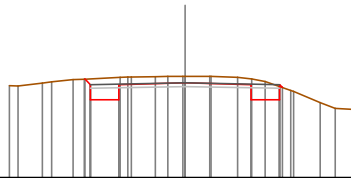


Quote		263.33	263.33	263.76	263.33	263.33	263.79
Parziali		0.75	1.75	1.75	0.75		
Sviluppata Par.		0.75	1.75	1.75	0.75		
Sviluppata		0.00	2.52	0.00	2.50	4.25	5.08
Progressiva		-0.43	-1.75	0.00	0.00	1.75	2.55
Dislivelli		0.00	-0.43	-1.75	0.00	-0.06	-0.46

Sezione: 62  
 Progressiva: 660.000  
 Q. Progetto: 262.501

Scala H 1/200.00  
 Scala V 1/200.00

260.00



Quote	262.50	262.05	262.05	262.50	262.05	262.05	262.38
Parziali		0.75	1.75	1.75	0.75		
Sviluppata Par.		0.75	1.75	1.75	0.75		
Sviluppata	0.00	2.65	0.00	2.71	4.46	5.21	5.31
Progressiva	-0.15	-2.50	-0.36	0.00	1.75	2.50	2.57
Dislivelli	0.00	-0.59	-1.75	-0.18	-0.15	-0.35	0.00

Sezione: 63  
 Progressiva: 680.000  
 Q. Progetto: 261.660

Scala H 1/200.00  
 Scala V 1/200.00

260.00

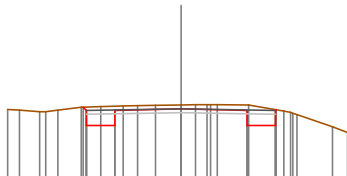


Quote	261.22	261.22	261.66	261.22	261.22
Parziali		0.75	1.75	1.75	0.75
Sviluppata Par.		0.75	1.75	1.75	0.75
Sviluppata	0.00	2.50	0.00	2.50	5.00
Progressiva	-0.44	-1.75	-0.01	1.75	2.50
Dislivelli	0.00	-0.44	-0.01	-0.03	-0.41

Sezione: 64  
 Progressiva: 700.000  
 Q. Progetto: 260.821

Scala H 1/200.00  
 Scala V 1/200.00

259.00

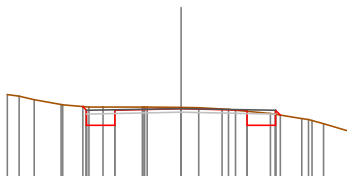


Quote	260.87	260.38	260.38	260.82	260.38	260.38
Parziali		0.75	1.75	1.75	0.75	
Sviluppata Par.		0.75	1.75	1.75	0.75	
Sviluppata	0.00	2.59	0.00	2.62	4.38	5.13
Progressiva	-0.09	-2.50	-0.15	0.00	1.75	2.50
Dislivelli	0.00	-0.51	-1.75	-0.10	-0.15	-0.42

Sezione: 65  
 Progressiva: 720.000  
 Q. Progetto: 259.884

Scala H 1/200.00  
 Scala V 1/200.00

258.00

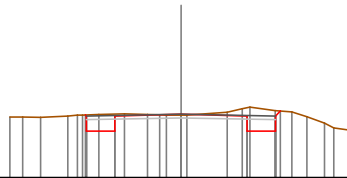


Quote	259.84	259.84	259.88	259.84	259.84	259.71
Parziali		0.75	1.75	1.75	0.75	
Sviluppata Par.		0.75	1.75	1.75	0.75	
Sviluppata	0.00	2.60	0.00	2.64	4.39	5.14
Progressiva	-0.09	-2.50	-0.48	0.00	1.75	2.63
Dislivelli	0.00	-0.48	-0.03	-0.03	-0.29	0.00

Sezione: 66  
 Progressiva: 740.000  
 Q. Progetto: 258.671

Scala H 1/200.00  
 Scala V 1/200.00

257.00

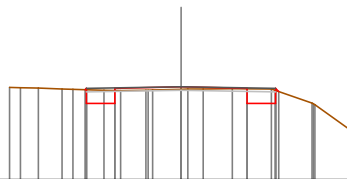


Quote	258.65	258.23	258.23	258.67	258.23	258.76
Parziali	0.75	1.75	1.75	0.75		
Sviluppata Par.	0.75	1.75	1.75	0.75		
Sviluppata	0.00	-2.53	0.00	0.00	4.29	5.22
Progressiva	-0.03	-2.50	-0.45	0.00	1.75	2.63
Dislivelli	0.00	-0.03	-0.45	0.02	-0.22	-0.54

Sezione: 67  
 Progressiva: 760.000  
 Q. Progetto: 257.459

Scala H 1/200.00  
 Scala V 1/200.00

255.00

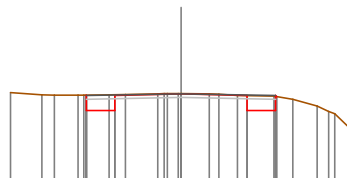


Quote	257.38	257.02	257.46	257.02	257.33	
Parziali	0.75	1.75	1.75	0.75		
Sviluppata Par.	0.75	1.75	1.75	0.75		
Sviluppata	0.00	-2.54	0.00	4.30	5.18	
Progressiva	0.04	-2.50	-0.34	1.75	2.59	
Dislivelli	0.00	0.04	-0.34	-0.07	-0.01	-0.34

Sezione: 68  
 Progressiva: 780.000  
 Q. Progetto: 256.272

Scala H 1/200.00  
 Scala V 1/200.00

254.00

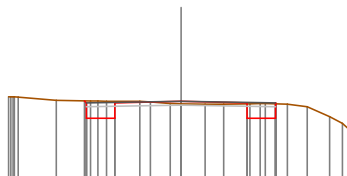


Quote	256.83	256.83	256.27	256.83	256.19
Parziali	0.75	1.75	1.75	0.75	
Sviluppata Par.	0.75	1.75	1.75	0.75	
Sviluppata	0.00	-2.51	0.00	4.25	5.05
Progressiva	-0.42	-1.75	0.00	1.75	2.54
Dislivelli	0.00	-0.42	-0.00	-0.01	-0.37

Sezione: 69  
 Progressiva: 783.495  
 Q. Progetto: 256.073

Scala H 1/200.00  
 Scala V 1/200.00

254.00



Quote	256.09	256.83	256.07	256.83	256.01
Parziali	0.75	1.75	1.75	0.75	
Sviluppata Par.	0.75	1.75	1.75	0.75	
Sviluppata	0.00	-2.56	0.00	4.33	5.11
Progressiva	-0.06	-2.50	-0.45	1.75	2.52
Dislivelli	0.00	-0.06	-0.45	0.06	-0.02

Sezione: 70  
 Progressiva: 783.864  
 Q. Progetto: 256.052

Scala H 1/200.00  
 Scala V 1/200.00

254.00

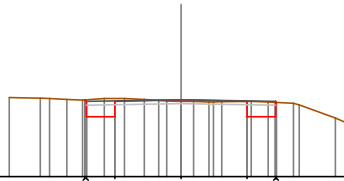


Quote	256.06	256.61	256.05	256.61	256.98
Parziali	0.75	1.75	1.75	0.75	
Sviluppata Par.	0.75	1.75	1.75	0.75	
Sviluppata	0.00	-2.55	0.00	1.75	4.33
Progressiva	-0.05	-2.50	0.00	1.75	5.08
Dislivelli	-0.46	-1.75	0.00	2.53	5.12

Sezione: 71  
 Progressiva: 784.232  
 Q. Progetto: 256.030

Scala H 1/200.00  
 Scala V 1/200.00

254.00

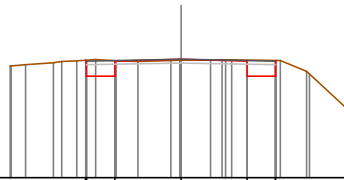


Quote	256.03	256.59	256.03	256.59	256.96
Parziali	0.75	1.75	1.75	0.75	
Sviluppata Par.	0.75	1.75	1.75	0.75	
Sviluppata	0.00	-2.54	0.00	1.75	4.31
Progressiva	-0.05	-2.50	0.00	1.75	5.06
Dislivelli	-0.48	-1.75	0.00	2.53	5.10

Sezione: 72  
 Progressiva: 800.000  
 Q. Progetto: 255.129

Scala H 1/200.00  
 Scala V 1/200.00

252.00

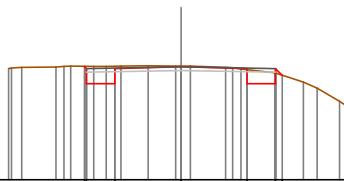


Quote	255.11	254.69	255.13	254.69	254.69
Parziali	0.75	1.75	1.75	0.75	
Sviluppata Par.	0.75	1.75	1.75	0.75	
Sviluppata	0.00	-2.52	0.00	1.75	4.28
Progressiva	-0.02	-2.50	0.00	1.75	5.03
Dislivelli	-0.41	-1.75	0.00	2.53	5.03

Sezione: 73  
 Progressiva: 820.000  
 Q. Progetto: 253.986

Scala H 1/200.00  
 Scala V 1/200.00

251.00



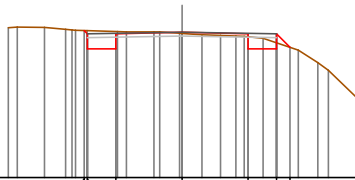
Quote	254.00	253.54	253.99	253.54	253.76
Parziali	0.75	1.75	1.75	0.75	
Sviluppata Par.	0.75	1.75	1.75	0.75	
Sviluppata	0.00	-2.56	0.00	1.75	4.33
Progressiva	-0.06	-2.50	0.00	1.75	5.08
Dislivelli	-0.46	-1.75	0.00	2.68	5.34



Sezione: 74  
 Progressiva: 840.000  
 Q. Progetto: 252.843

Scala H 1/200.00  
 Scala V 1/200.00

249.00

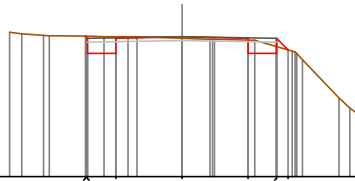


Quote		252.899	252.840	252.840	252.844	252.844	252.844
Parziali		0.75	1.75	1.75	0.75	0.36	
Sviluppata Par.		0.75	1.75	1.75	0.75	0.50	
Sviluppata		0.00	2.59	0.00	4.38	5.13	5.63
Progressiva		-0.00	-2.59	-0.09	-2.50	-1.75	-0.38
Dislivelli		-0.00	-0.46	-1.75	0.00	2.63	0.08

Sezione: 75  
 Progressiva: 860.000  
 Q. Progetto: 251.699

Scala H 1/200.00  
 Scala V 1/200.00

248.00

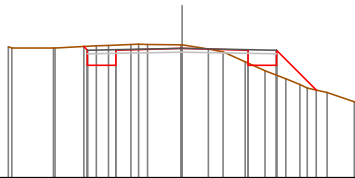


Quote		251.71	251.26	251.26	251.26	251.35	
Parziali		0.75	1.75	1.75	0.75	0.30	
Sviluppata Par.		0.75	1.75	1.75	0.75	0.43	
Sviluppata		0.00	2.56	0.00	4.33	5.08	
Progressiva		-0.00	-2.56	-0.06	-2.50	-1.75	-0.44
Dislivelli		-0.00	-0.44	-1.75	0.00	2.58	0.05

Sezione: 76  
 Progressiva: 880.000  
 Q. Progetto: 250.417

Scala H 1/200.00  
 Scala V 1/200.00

247.00

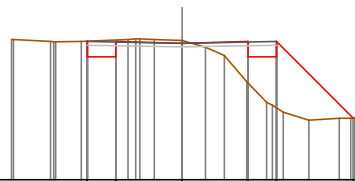


Quote		250.47	249.97	249.97	250.42	249.97	249.97	249.32
Parziali		0.75	1.75	1.75	0.75	1.05		
Sviluppata Par.		0.75	1.75	1.75	0.75	1.49		
Sviluppata		0.00	2.60	0.00	2.64	4.39	5.14	6.63
Progressiva		-0.00	-2.60	-0.10	-2.50	-1.75	-0.53	-0.09
Dislivelli		-0.00	-0.53	-1.75	0.00	2.64	0.34	0.26

Sezione: 77  
 Progressiva: 892.235  
 Q. Progetto: 249.611

Scala H 1/200.00  
 Scala V 1/200.00

246.00

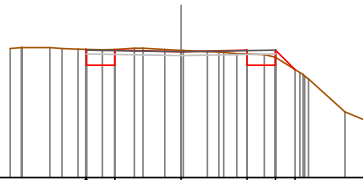


Quote		249.25	249.25	249.61	249.25	249.25	249.63
Parziali		0.75	1.75	1.75	0.75	2.02	
Sviluppata Par.		0.75	1.75	1.75	0.75	2.86	
Sviluppata		0.00	2.51	0.00	2.50	4.25	5.00
Progressiva		-0.00	-2.51	-0.44	-1.75	-0.07	0.00
Dislivelli		-0.00	-0.44	-1.75	0.00	2.50	1.10

Sezione: 78  
 Progressiva: 896.578  
 Q. Progetto: 249.325

Scala H 1/200.00  
 Scala V 1/200.00

246.00

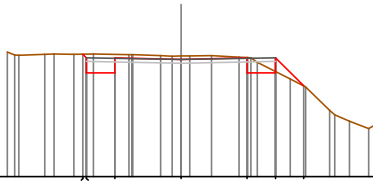


Quote	249.39	249.97	249.97	249.33	249.97	249.97	249.96
Parziali	0.75	1.75	1.75	0.75	0.51		
Sviluppata Par.	0.75	1.75	1.75	0.75	0.73		
Sviluppata	0.00	2.52	0.00	2.53	4.28	5.03	5.76
Progressiva	-0.02	-2.50	0.98	-0.02	-1.75	0.98	
Dislivelli	-0.00	-0.02	-1.75	-0.04	0.00	2.53	0.10

Sezione: 79  
 Progressiva: 900.000  
 Q. Progetto: 249.100

Scala H 1/200.00  
 Scala V 1/200.00

246.00

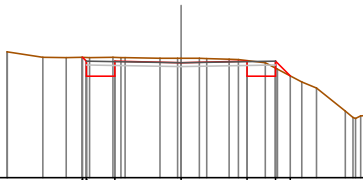


Quote	249.24	249.74	249.74	249.10	249.74	249.74	249.40
Parziali	0.75	1.75	1.75	0.75	0.74		
Sviluppata Par.	0.75	1.75	1.75	0.75	1.05		
Sviluppata	0.00	2.59	0.00	2.63	4.38	5.13	6.18
Progressiva	-0.09	-2.50	0.88	-0.09	0.00	2.63	-0.00
Dislivelli	0.00	-0.09	-1.75	-0.09	0.00	2.63	-0.04

Sezione: 80  
 Progressiva: 900.920  
 Q. Progetto: 249.039

Scala H 1/200.00  
 Scala V 1/200.00

246.00

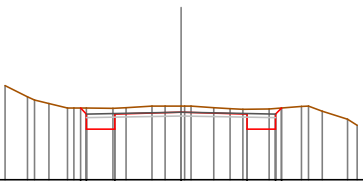


Quote	249.18	249.68	249.68	249.04	249.68	249.68	249.09
Parziali	0.75	1.75	1.75	0.75	0.39		
Sviluppata Par.	0.75	1.75	1.75	0.75	0.56		
Sviluppata	0.00	2.60	0.00	2.64	4.39	5.14	5.70
Progressiva	-0.10	-2.50	0.88	-0.10	0.00	2.64	-0.21
Dislivelli	0.00	-0.10	-1.75	-0.12	0.00	2.64	0.00

Sezione: 81  
 Progressiva: 920.000  
 Q. Progetto: 247.783

Scala H 1/200.00  
 Scala V 1/200.00

246.00



Quote	247.99	247.54	247.54	247.76	247.54	247.54	247.90
Parziali	0.75	1.75	1.75	0.75	0.75		
Sviluppata Par.	0.75	1.75	1.75	0.75	0.75		
Sviluppata	0.00	2.66	0.00	2.72	4.47	5.22	5.44
Progressiva	-0.15	-2.50	0.87	-0.15	1.75	2.50	2.66
Dislivelli	0.00	-0.15	-1.75	-0.16	0.00	2.72	-0.13

Sezione: 82  
 Progressiva: 940.000  
 Q. Progetto: 246.466

Scala H 1/200.00  
 Scala V 1/200.00

244.00

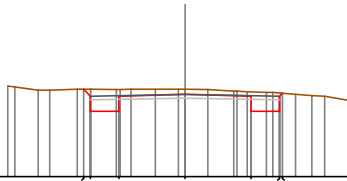


Quote		246.56	246.02	246.02	246.47	246.02	246.02	246.39
Parziali		0.75	1.75	1.75	0.75			
Sviluppata Par.		0.75	1.75	1.75	0.75			
Sviluppata		0.00	2.64	0.39	2.69	4.44	5.19	5.24
Progressiva		-0.00	-2.64	-0.39	0.00	1.75	2.50	2.54
Dislivelli		-0.12	-1.75	-0.48	-0.05	-0.04	-0.37	-0.00

Sezione: 83  
 Progressiva: 960.000  
 Q. Progetto: 245.172

Scala H 1/200.00  
 Scala V 1/200.00

243.00

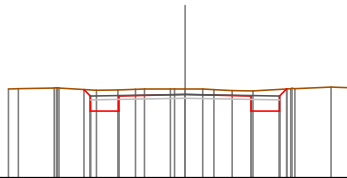


Quote		245.31	244.73	244.73	245.17	244.73	244.73	245.21
Parziali		0.75	1.75	1.75	0.75			
Sviluppata Par.		0.75	1.75	1.75	0.75			
Sviluppata		0.00	2.68	1.01	2.76	4.51	5.26	5.37
Progressiva		-0.00	-2.68	-1.01	0.00	1.75	2.50	2.58
Dislivelli		-0.18	-1.75	-0.58	-0.14	-0.12	-0.48	0.00

Sezione: 84  
 Progressiva: 980.000  
 Q. Progetto: 244.202

Scala H 1/200.00  
 Scala V 1/200.00

242.00

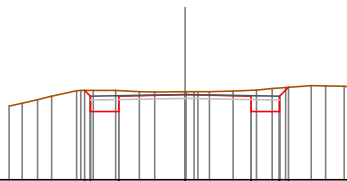


Quote		244.53	243.76	243.76	244.20	243.76	243.76	244.35
Parziali		0.75	1.75	1.75	0.75			
Sviluppata Par.		0.75	1.75	1.75	0.75			
Sviluppata		0.00	2.67	1.00	2.75	4.50	5.25	5.52
Progressiva		-0.00	-2.67	-1.00	0.00	1.75	2.69	2.69
Dislivelli		-0.16	-1.75	-0.57	-0.14	-0.14	-0.58	0.00

Sezione: 85  
 Progressiva: 1000.000  
 Q. Progetto: 243.251

Scala H 1/200.00  
 Scala V 1/200.00

241.00



Quote		243.36	242.81	242.81	243.25	242.81	242.81	243.45
Parziali		0.75	1.75	1.75	0.75			
Sviluppata Par.		0.75	1.75	1.75	0.75			
Sviluppata		0.00	2.66	0.87	2.72	4.47	5.22	5.56
Progressiva		-0.00	-2.66	-0.87	0.00	1.75	2.50	2.74
Dislivelli		-0.16	-1.75	-0.55	-0.07	-0.16	-0.62	-0.00

Sezione: 86  
 Progressiva: 1000.428  
 Q. Progetto: 243.231

Scala H 1/200.00  
 Scala V 1/200.00

241.00

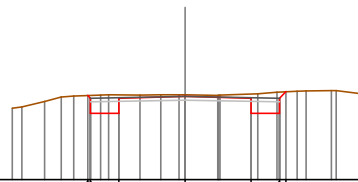


Quote		243.21	242.79	243.23	242.79	243.38
Parziali		0.75	1.75	1.75	0.75	
Sviluppata Par.		0.75	1.75	1.75	0.75	
Sviluppata		0.00	2.63	0.00	2.68	4.43
Progressiva		-0.00	-2.63	0.00	-1.75	-5.18
Dislivelli		-0.13	-0.53	-0.06	-0.13	-0.58

Sezione: 87  
 Progressiva: 1001.144  
 Q. Progetto: 243.197

Scala H 1/200.00  
 Scala V 1/200.00

241.00

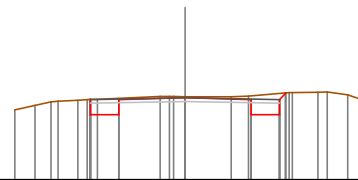


Quote		243.22	242.75	243.20	242.75	243.33
Parziali		0.75	1.75	1.75	0.75	
Sviluppata Par.		0.75	1.75	1.75	0.75	
Sviluppata		0.00	2.57	0.00	2.60	4.35
Progressiva		-0.00	-2.57	0.00	-1.75	-5.10
Dislivelli		-0.07	-0.49	-0.05	-0.11	-0.56

Sezione: 88  
 Progressiva: 1001.860  
 Q. Progetto: 243.163

Scala H 1/200.00  
 Scala V 1/200.00

241.00

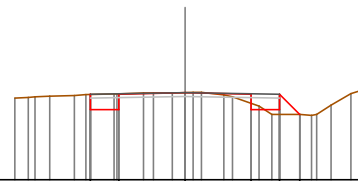


Quote		242.72	242.72	243.16	242.72	243.29
Parziali		0.75	1.75	1.75	0.75	
Sviluppata Par.		0.75	1.75	1.75	0.75	
Sviluppata		0.00	2.50	0.00	2.50	5.25
Progressiva		-2.50	-1.75	0.00	-1.75	-5.00
Dislivelli		-0.43	-0.03	-0.09	-0.56	-0.00

Sezione: 89  
 Progressiva: 1020.000  
 Q. Progetto: 242.301

Scala H 1/200.00  
 Scala V 1/200.00

240.00

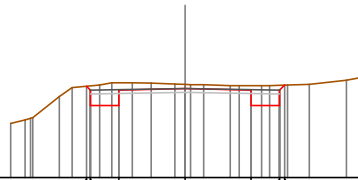


Quote		241.86	241.86	242.50	241.86	241.86	241.73
Parziali		0.75	1.75	1.75	0.75	0.53	
Sviluppata Par.		0.75	1.75	1.75	0.75	0.53	
Sviluppata		0.00	2.50	0.00	2.50	5.75	
Progressiva		-2.50	-1.75	0.00	-1.75	-3.03	
Dislivelli		-0.42	-0.00	0.24	0.13	0.00	

Sezione: 90  
 Progressiva: 1040.000  
 Q. Progetto: 241.351

Scala H 1/200.00  
 Scala V 1/200.00

239.00

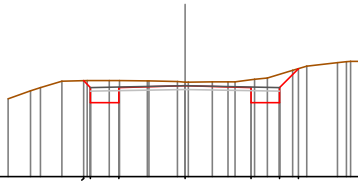


Quote	241.41	240.91	240.91	241.35	240.91	240.91	241.44
Parziali	0.75	0.75	1.75	1.75	0.75	0.75	
Sviluppata Par.	0.75	0.75	1.75	1.75	0.75	0.75	
Sviluppata	0.00	-2.61	0.00	2.65	4.40	5.15	5.35
Progressiva	-0.12	-2.50	-0.36	0.00	1.75	2.50	2.64
Dislivelli	0.00	-0.60	-0.11	-0.12	-0.53	0.00	

Sezione: 91  
 Progressiva: 1060.000  
 Q. Progetto: 240.401

Scala H 1/200.00  
 Scala V 1/200.00

238.00

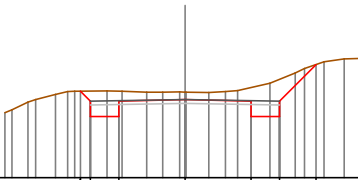


Quote	240.54	239.96	239.96	240.40	239.96	239.96	240.85
Parziali	0.75	0.75	1.75	1.75	0.75	0.50	
Sviluppata Par.	0.75	0.75	1.75	1.75	0.75	0.70	
Sviluppata	0.00	-2.68	0.00	2.76	4.51	5.26	5.96
Progressiva	-0.18	-2.50	-0.26	0.00	1.75	2.50	3.00
Dislivelli	0.00	-0.58	-0.10	-0.20	-0.75	-0.00	

Sezione: 92  
 Progressiva: 1080.000  
 Q. Progetto: 239.064

Scala H 1/200.00  
 Scala V 1/200.00

237.00

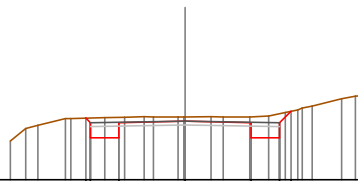


Quote	239.28	238.62	238.62	239.06	238.62	238.62	239.99
Parziali	0.75	0.75	1.75	1.75	0.75	0.97	
Sviluppata Par.	0.75	0.75	1.75	1.75	0.75	1.37	
Sviluppata	0.00	-2.76	0.00	2.87	4.62	5.37	6.74
Progressiva	-0.27	-2.50	-0.32	0.00	1.75	2.50	3.47
Dislivelli	0.00	-0.67	-0.20	-0.36	-0.98	0.00	

Sezione: 93  
 Progressiva: 1100.000  
 Q. Progetto: 237.550

Scala H 1/200.00  
 Scala V 1/200.00

236.00

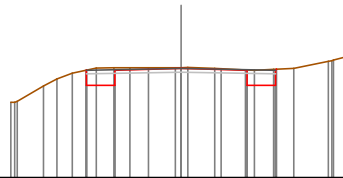


Quote	237.63	237.11	237.11	237.56	237.11	237.11	237.81
Parziali	0.75	0.75	1.75	1.75	0.75	0.50	
Sviluppata Par.	0.75	0.75	1.75	1.75	0.75	0.50	
Sviluppata	0.00	-2.62	0.00	2.68	4.43	5.18	5.60
Progressiva	-0.13	-2.50	-0.32	0.00	1.75	2.50	2.80
Dislivelli	0.00	-0.55	-0.11	-0.16	-0.64	-0.00	

Sezione: 94  
 Progressiva: 1108.818  
 Q. Progetto: 236.883

Scala H 1/200.00  
 Scala V 1/200.00

234.00

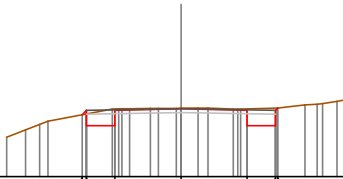


Quote		236.44	236.44	236.88	236.44	236.87
Parziali		0.75	1.75	1.75	0.75	
Sviluppata Par.		0.75	1.75	1.75	0.75	
Sviluppata		0.00	0.75	2.50	4.25	5.04
Progressiva		-2.50	-1.75	0.00	1.75	2.53
Dislivelli		-0.00	-0.46	-0.02	-0.01	-0.43

Sezione: 95  
 Progressiva: 1110.000  
 Q. Progetto: 236.793

Scala H 1/200.00  
 Scala V 1/200.00

235.00

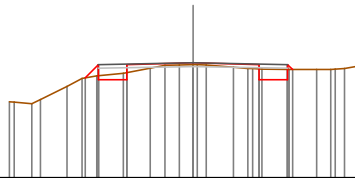


Quote		236.83	236.35	236.79	236.35	236.81
Parziali		0.75	1.75	1.75	0.75	
Sviluppata Par.		0.75	1.75	1.75	0.75	
Sviluppata		0.00	0.36	2.66	4.41	5.25
Progressiva		-2.61	-2.50	0.00	1.75	2.56
Dislivelli		-0.09	-0.44	-0.01	-0.04	-0.46

Sezione: 96  
 Progressiva: 1120.000  
 Q. Progetto: 236.036

Scala H 1/200.00  
 Scala V 1/200.00

233.00

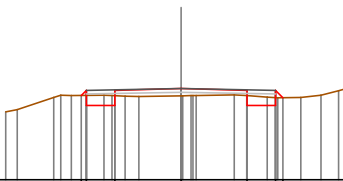


Quote		236.64	236.09	236.04	236.09	236.06
Parziali		0.35	0.75	1.75	1.75	0.75
Sviluppata Par.		0.50	0.75	1.75	1.75	0.75
Sviluppata		0.00	0.50	3.00	4.75	5.50
Progressiva		-2.85	-2.50	0.00	1.75	2.63
Dislivelli		-0.30	-0.19	0.05	-0.12	-0.27

Sezione: 97  
 Progressiva: 1128.273  
 Q. Progetto: 235.410

Scala H 1/200.00  
 Scala V 1/200.00

233.00

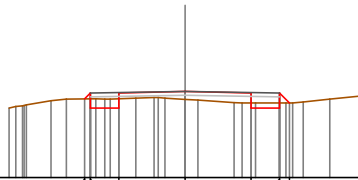


Quote		235.23	234.97	235.41	234.97	235.17
Parziali		0.75	1.75	1.75	0.75	
Sviluppata Par.		0.75	1.75	1.75	0.75	
Sviluppata		0.00	0.33	2.69	4.44	5.19
Progressiva		-2.64	-2.50	0.00	1.75	2.70
Dislivelli		-0.13	-0.26	0.19	-0.14	-0.21

Sezione: 98  
 Progressiva: 1130.000  
 Q. Progetto: 235.279

Scala H 1/200.00  
 Scala V 1/200.00

233.00

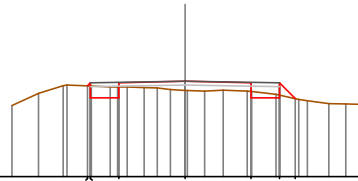


Quote		235.08	234.84	234.64	235.08	234.84	234.64	234.97
Parziali		0.75	1.75	1.75	0.75	0.75	0.38	
Sviluppata Par.		0.75	1.75	1.75	0.75	0.37		
Sviluppata		0.00	2.66	0.00	2.72	4.47	5.22	5.59
Progressiva		0.15	2.50	0.32	0.00	1.75	2.50	2.76
Dislivelli		0.00	-2.66	-0.25	-0.21	-1.75	-0.26	-0.14

Sezione: 99  
 Progressiva: 1140.000  
 Q. Progetto: 234.522

Scala H 1/200.00  
 Scala V 1/200.00

232.00

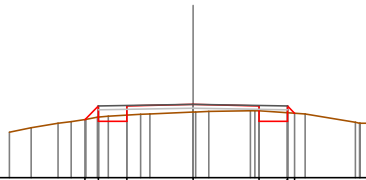


Quote		234.40	234.08	234.08	234.52	234.08	234.08	234.08
Parziali		0.75	1.75	1.75	0.75	0.42		
Sviluppata Par.		0.75	1.75	1.75	0.75	0.59		
Sviluppata		0.00	2.58	0.00	2.61	4.36	5.11	5.70
Progressiva		0.08	2.50	0.36	0.00	1.75	2.50	2.92
Dislivelli		-0.00	-2.58	-0.29	-0.24	-1.75	-0.22	-0.08

Sezione: 100  
 Progressiva: 1147.729  
 Q. Progetto: 233.937

Scala H 1/200.00  
 Scala V 1/200.00

232.00

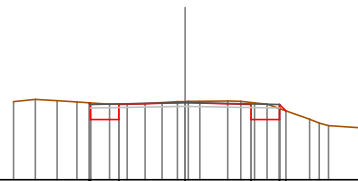


Quote		233.53	233.49	233.49	233.94	233.49	233.49	233.70
Parziali		0.38	0.75	1.75	1.75	0.75	0.38	
Sviluppata Par.		0.51	0.75	1.75	1.75	0.75	0.37	
Sviluppata		0.00	0.86	0.00	3.01	4.76	5.51	5.78
Progressiva		0.00	2.86	0.51	0.00	1.75	2.50	2.69
Dislivelli		-0.29	-0.16	-0.20	-0.13	-1.75	-0.22	-0.00

Sezione: 101  
 Progressiva: 1160.000  
 Q. Progetto: 233.038

Scala H 1/200.00  
 Scala V 1/200.00

231.00

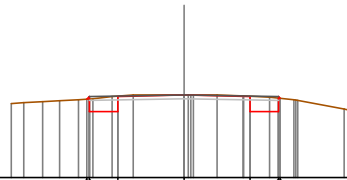


Quote		233.03	232.99	232.99	233.04	232.99	232.99	232.82
Parziali		0.75	1.75	1.75	0.75	0.75	0.17	
Sviluppata Par.		0.75	1.75	1.75	0.75	0.16		
Sviluppata		0.00	2.54	0.00	2.55	4.30	5.05	5.30
Progressiva		0.03	2.50	0.88	0.00	1.75	2.50	2.67
Dislivelli		-0.00	-0.41	-0.03	-0.05	-1.75	-0.29	-0.00

Sezione: 102  
 Progressiva: 1178.364  
 Q. Progetto: 232.186

Scala H 1/200.00  
 Scala V 1/200.00

230.00

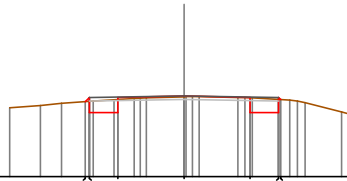


Quote	232.08	231.74	231.74	232.19	231.74	231.74	232.10
Parziali	0.75	1.75	1.75	0.75			
Sviluppata Par.	0.75	1.75	1.75	0.75			
Sviluppata	0.00	2.57	0.00	2.60	4.35	5.10	5.16
Progressiva	-0.06	-2.50	0.88	0.00	1.75	2.50	5.10
Dislivelli	-0.00	-0.41	-1.75	0.00	-0.01	-0.36	-0.00

Sezione: 103  
 Progressiva: 1180.000  
 Q. Progetto: 232.137

Scala H 1/200.00  
 Scala V 1/200.00

230.00

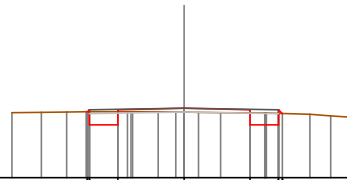


Quote	231.98	231.69	231.69	232.14	231.69	231.69	232.04
Parziali	0.75	1.75	1.75	0.75			
Sviluppata Par.	0.75	1.75	1.75	0.75			
Sviluppata	0.00	2.61	0.00	2.66	4.41	5.16	5.24
Progressiva	-0.11	-2.50	0.96	0.00	1.75	2.50	5.16
Dislivelli	0.00	-0.35	-1.75	-0.03	-0.01	-0.35	0.00

Sezione: 104  
 Progressiva: 1190.000  
 Q. Progetto: 231.839

Scala H 1/200.00  
 Scala V 1/200.00

230.00

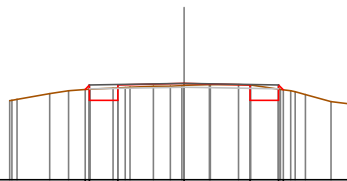


Quote	231.74	231.40	231.40	231.94	231.40	231.40	231.89
Parziali	0.75	1.75	1.75	0.75			
Sviluppata Par.	0.75	1.75	1.75	0.75			
Sviluppata	0.00	2.56	0.00	2.58	4.33	5.08	5.22
Progressiva	0.05	-2.50	0.88	0.00	1.75	2.50	5.08
Dislivelli	0.00	-0.35	-1.75	-0.11	-0.08	-0.30	-0.00

Sezione: 105  
 Progressiva: 1200.000  
 Q. Progetto: 231.546

Scala H 1/200.00  
 Scala V 1/200.00

229.00



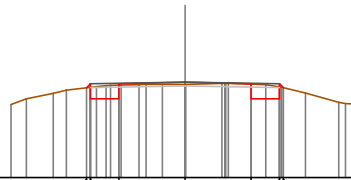
Quote	231.59	231.10	231.10	231.55	231.10	231.10	231.58
Parziali	0.75	1.75	1.75	0.75			
Sviluppata Par.	0.75	1.75	1.75	0.75			
Sviluppata	0.00	2.61	0.00	2.66	4.41	5.16	5.34
Progressiva	-0.10	-2.50	0.96	0.00	1.75	2.50	5.16
Dislivelli	0.00	-0.33	-1.75	0.05	-0.01	-0.29	0.00



Sezione: 106  
 Progressiva: 1200.948  
 Q. Progetto: 231.523

Scala H 1/200.00  
 Scala V 1/200.00

229.00

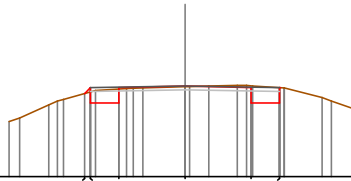


Quote	231.57	231.08	231.08	231.52	231.08	231.08	231.38
Parziali	0.75	0.75	1.75	1.75	0.75	0.75	
Sviluppata Par.	0.75	0.75	1.75	1.75	0.75	0.75	
Sviluppata	0.00	-2.61	0.00	2.65	4.40	5.15	5.30
Progressiva	0.00	-2.50	0.30	0.00	1.75	2.50	2.60
Dislivelli	0.00	-0.37	-1.75	0.06	0.00	-0.01	-0.00

Sezione: 107  
 Progressiva: 1210.000  
 Q. Progetto: 231.393

Scala H 1/200.00  
 Scala V 1/200.00

229.00

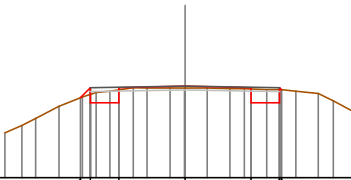


Quote	231.19	230.95	230.95	231.39	230.95	230.95	
Parziali	0.75	0.75	1.75	1.75	0.75	0.75	
Sviluppata Par.	0.75	0.75	1.75	1.75	0.75	0.75	
Sviluppata	0.00	-2.65	0.00	2.72	4.47	5.22	
Progressiva	0.00	-2.50	0.30	0.00	1.75	2.50	
Dislivelli	0.00	-0.11	-1.75	-0.02	-0.05	-0.40	

Sezione: 108  
 Progressiva: 1220.000  
 Q. Progetto: 231.423

Scala H 1/200.00  
 Scala V 1/200.00

229.00

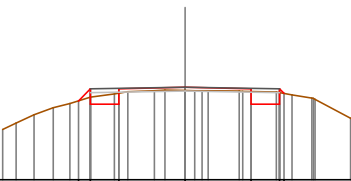


Quote	231.11	230.86	230.86	231.42	230.86	230.86	231.33
Parziali	0.75	0.75	1.75	1.75	0.75	0.75	
Sviluppata Par.	0.75	0.75	1.75	1.75	0.75	0.75	
Sviluppata	0.00	-2.77	0.00	2.88	4.63	5.38	5.45
Progressiva	0.00	-2.50	0.30	0.00	1.75	2.50	2.55
Dislivelli	0.00	-0.18	-1.75	0.06	-0.03	-0.35	0.00

Sezione: 109  
 Progressiva: 1223.531  
 Q. Progetto: 231.446

Scala H 1/200.00  
 Scala V 1/200.00

229.00

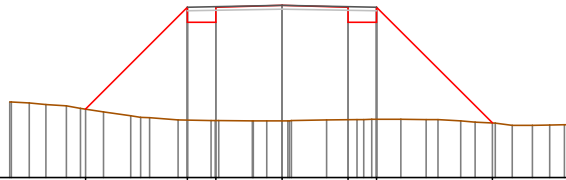


Quote	231.08	231.00	231.00	231.46	231.00	231.00	231.29
Parziali	0.75	0.75	1.75	1.75	0.75	0.75	
Sviluppata Par.	0.75	0.75	1.75	1.75	0.75	0.75	
Sviluppata	0.00	-2.82	0.00	2.95	4.70	5.45	5.62
Progressiva	0.00	-2.50	0.30	0.00	1.75	2.50	2.62
Dislivelli	0.00	-0.22	-1.75	0.09	-0.07	-0.30	-0.00

Sezione: 110  
 Progressiva: 1240.000  
 Q. Progetto: 231.551

Scala H 1/200.00  
 Scala V 1/200.00

227.00

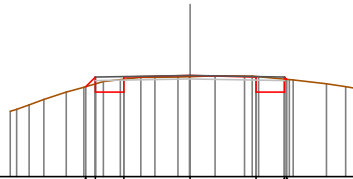


Quote	228.81	231.11	231.11	231.05	231.11	231.11	228.44
Parziali	2.70	0.75	1.75	1.75	0.75	3.06	
Sviluppata Par.	3.82	0.75	1.75	1.75	0.75	4.33	
Sviluppata	-0.00	-5.20	3.82	4.57	6.32	8.07	13.15
Progressiva	-0.00	-5.20	-1.75	0.00	1.75	2.50	5.56
Dislivelli	-0.00	2.99	2.60	3.05	2.98	2.57	-0.00

Sezione: 111  
 Progressiva: 1260.000  
 Q. Progetto: 231.679

Scala H 1/200.00  
 Scala V 1/200.00

229.00



Quote	231.36	231.04	231.04	231.08	231.04	231.07
Parziali	0.36	0.75	1.75	1.75	0.75	
Sviluppata Par.	0.37	0.75	1.75	1.75	0.75	
Sviluppata	0.00	0.37	1.12	2.87	4.62	5.45
Progressiva	0.00	-2.76	-2.50	0.00	1.75	2.50
Dislivelli	0.00	-0.18	-0.34	0.04	-0.02	-0.35

Sezione: 112  
 Progressiva: 1280.000  
 Q. Progetto: 231.807

Scala H 1/200.00  
 Scala V 1/200.00

230.00

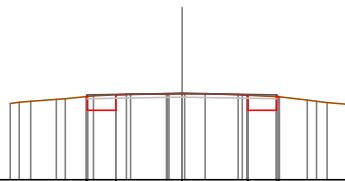


Quote	231.36	231.36	231.01	231.36	231.36	
Parziali	0.75	0.75	1.75	1.75	0.75	
Sviluppata Par.	0.75	0.75	1.75	1.75	0.75	
Sviluppata	0.00	0.75	2.50	4.25	5.00	
Progressiva	0.00	-2.51	-1.75	0.00	1.75	2.50
Dislivelli	0.00	-0.45	-0.02	-0.03	-0.39	

Sezione: 113  
 Progressiva: 1300.000  
 Q. Progetto: 232.284

Scala H 1/200.00  
 Scala V 1/200.00

230.00

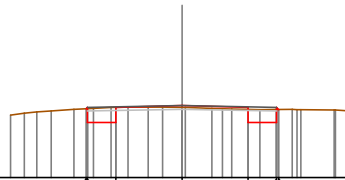


Quote	232.00	231.84	231.84	232.28	231.84	232.19
Parziali	0.75	0.75	1.75	1.75	0.75	
Sviluppata Par.	0.75	0.75	1.75	1.75	0.75	
Sviluppata	0.00	0.89	2.56	4.31	5.06	5.13
Progressiva	-0.00	-2.54	-2.50	0.00	1.75	2.50
Dislivelli	-0.00	0.04	-0.41	0.02	-0.01	-0.35

Sezione: 114  
 Progressiva: 1320.000  
 Q. Progetto: 232.901

Scala H 1/200.00  
 Scala V 1/200.00

231.00

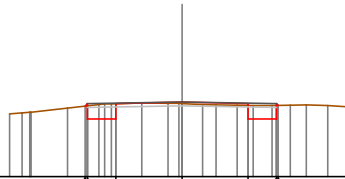


Quote	232.92	232.46	232.46	232.90	232.46	232.90
Parziali	0.75	1.75	1.75	0.75		
Sviluppata Par.	0.75	1.75	1.75	0.75		
Sviluppata	-0.00   -2.54   0.00	0.06   -2.50   0.98	0.00   -1.75   0.81	0.00   2.56	0.06   1.75   4.31	-0.34   2.50   5.06
Progressiva	-0.00	-0.40	-1.75	0.00	2.56	5.14
Dislivelli						

Sezione: 115  
 Progressiva: 1322.287  
 Q. Progetto: 232.971

Scala H 1/200.00  
 Scala V 1/200.00

231.00

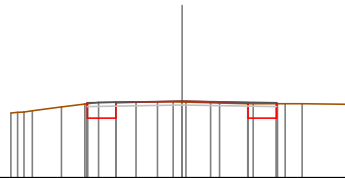


Quote	232.96	232.53	232.53	232.97	232.53	232.96
Parziali	0.75	1.75	1.75	0.75		
Sviluppata Par.	0.75	1.75	1.75	0.75		
Sviluppata	-0.00   -2.56   0.00	0.06   -2.50   0.98	-0.40   -1.75   0.81	0.00   2.59	0.05   1.75   4.34	-0.35   2.50   5.09
Progressiva	-0.00	-0.40	-1.75	0.00	2.59	5.15
Dislivelli						

Sezione: 116  
 Progressiva: 1323.933  
 Q. Progetto: 233.022

Scala H 1/200.00  
 Scala V 1/200.00

231.00

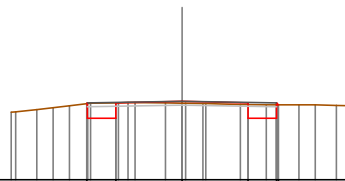


Quote	232.95	232.58	232.58	233.02	232.58	232.95
Parziali	0.75	1.75	1.75	0.75		
Sviluppata Par.	0.75	1.75	1.75	0.75		
Sviluppata	0.00   -2.53   0.00	0.02   -2.50   0.98	-0.42   -1.75   0.79	0.00   2.54	0.02   1.75   4.29	-0.38   2.50   5.04
Progressiva	0.00	-0.42	-1.75	0.00	2.54	5.07
Dislivelli						

Sezione: 117  
 Progressiva: 1325.578  
 Q. Progetto: 233.073

Scala H 1/200.00  
 Scala V 1/200.00

231.00

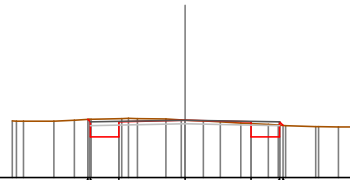


Quote	232.63	232.63	233.07	232.63	232.63	232.98
Parziali	0.75	1.75	1.75	0.75		
Sviluppata Par.	0.75	1.75	1.75	0.75		
Sviluppata	0.00   -2.52   0.00	0.00   -1.75   0.75	0.05   2.50	0.04   1.75   4.25	-0.35   2.50   5.00	0.00   2.55   5.07
Progressiva	0.00	-0.40	-1.75	0.00	2.55	5.07
Dislivelli						

Sezione: 118  
 Progressiva: 1340.000  
 Q. Progetto: 233.517

Scala H 1/200.00  
 Scala V 1/200.00

232.00

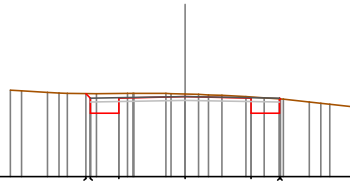


Quote	233.54	233.07	233.07	233.52	233.07	233.07	233.38
Parziali	0.75	1.75	1.75	0.75	0.75	0.75	
Sviluppata Par.	0.75	1.75	1.75	0.75	0.75	0.75	
Sviluppata	0.00	2.57	0.00	2.60	1.75	4.35	5.23
Progressiva	-0.00	-2.57	-0.00	0.00	1.75	2.50	5.10
Dislivelli	-0.07	-2.50	-0.00	0.00	-0.31	2.50	0.00
	-0.48	-1.75	0.00	0.00	2.60	5.23	

Sezione: 119  
 Progressiva: 1360.000  
 Q. Progetto: 234.117

Scala H 1/200.00  
 Scala V 1/200.00

232.00

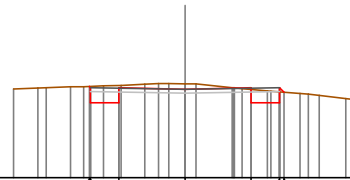


Quote	234.19	233.67	233.67	234.12	233.67	233.67	234.05
Parziali	0.75	1.75	1.75	0.75	0.75	0.75	
Sviluppata Par.	0.75	1.75	1.75	0.75	0.75	0.75	
Sviluppata	0.00	2.62	0.00	2.67	1.75	4.42	5.20
Progressiva	-0.00	-2.62	-0.00	0.00	1.75	2.50	5.17
Dislivelli	-0.12	-2.50	-0.00	-0.03	-0.38	2.50	0.00
	-0.52	-1.75	0.00	0.00	2.52	5.20	

Sezione: 120  
 Progressiva: 1369.340  
 Q. Progetto: 234.337

Scala H 1/200.00  
 Scala V 1/200.00

232.00

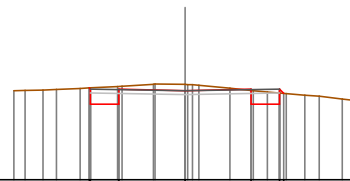


Quote	234.41	233.88	233.88	234.34	233.88	233.88	234.26
Parziali	0.75	1.75	1.75	0.75	0.75	0.75	
Sviluppata Par.	0.75	1.75	1.75	0.75	0.75	0.75	
Sviluppata	0.00	2.53	0.00	2.55	1.75	4.30	5.22
Progressiva	-0.00	-2.53	-0.00	0.00	1.75	2.50	5.05
Dislivelli	-0.03	-2.50	-0.00	-0.05	-0.29	2.50	0.00
	-0.46	-1.75	0.00	0.00	2.62	5.22	

Sezione: 121  
 Progressiva: 1370.000  
 Q. Progetto: 234.353

Scala H 1/200.00  
 Scala V 1/200.00

232.00

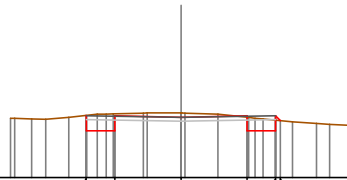


Quote	234.43	234.00	234.00	234.35	234.00	234.00	234.29
Parziali	0.75	1.75	1.75	0.75	0.75	0.75	
Sviluppata Par.	0.75	1.75	1.75	0.75	0.75	0.75	
Sviluppata	0.00	2.53	0.00	2.54	1.75	4.29	5.20
Progressiva	-0.00	-2.53	-0.00	0.00	1.75	2.50	5.04
Dislivelli	-0.03	-2.50	-0.00	-0.03	-0.30	2.50	0.00
	-0.47	-1.75	0.00	0.00	2.61	5.20	

Sezione: 122  
 Progressiva: 1380.000  
 Q. Progetto: 234.589

Scala H 1/200.00  
 Scala V 1/200.00

233.00

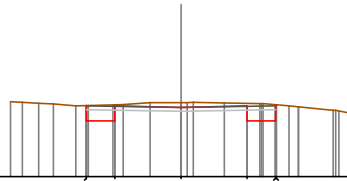


Quote		234.23	234.23	234.59	234.23	234.23	234.01
Parziali		0.75	0.75	1.75	1.75	0.75	
Sviluppata Par.		0.75	0.75	1.75	1.75	0.75	
Sviluppata		0.00	0.75	2.50	4.25	5.00	5.18
Progressiva		-2.51	-1.75	0.00	1.75	2.50	2.63
Dislivelli		0.00	-0.46	-0.12	0.04	-0.28	0.00

Sezione: 123  
 Progressiva: 1390.000  
 Q. Progetto: 234.825

Scala H 1/200.00  
 Scala V 1/200.00

233.00



Quote		234.47	234.47	234.83	234.47	234.47	234.90
Parziali		0.75	0.75	1.75	1.75	0.75	
Sviluppata Par.		0.75	0.75	1.75	1.75	0.75	
Sviluppata		0.00	0.75	2.50	4.25	5.00	5.04
Progressiva		-2.51	-1.75	0.00	1.75	2.50	2.53
Dislivelli		0.00	-0.42	-0.13	-0.07	-0.43	-0.00

Sezione: 124  
 Progressiva: 1400.000  
 Q. Progetto: 235.062

Scala H 1/200.00  
 Scala V 1/200.00

233.00

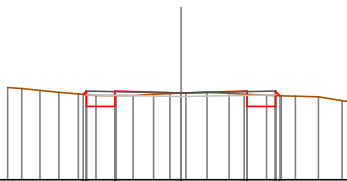


Quote		234.71	234.71	235.06	234.71	234.71	235.02
Parziali		0.75	0.75	1.75	1.75	0.75	
Sviluppata Par.		0.75	0.75	1.75	1.75	0.75	
Sviluppata		0.00	0.89	2.59	4.34	5.09	5.21
Progressiva		-2.56	-2.50	0.00	1.75	2.50	2.58
Dislivelli		-0.00	-0.06	-0.06	-0.04	-0.32	-0.00

Sezione: 125  
 Progressiva: 1410.000  
 Q. Progetto: 235.298

Scala H 1/200.00  
 Scala V 1/200.00

233.00

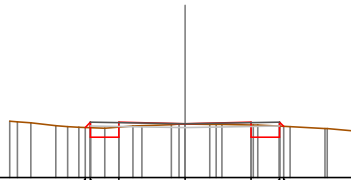


Quote		234.94	234.94	235.30	234.94	234.94	235.22
Parziali		0.75	0.75	1.75	1.75	0.75	
Sviluppata Par.		0.75	0.75	1.75	1.75	0.75	
Sviluppata		0.00	0.37	2.62	4.37	5.12	5.29
Progressiva		-2.58	-2.50	0.00	1.75	2.50	2.62
Dislivelli		0.00	-0.09	0.01	-0.08	-0.29	0.00

Sezione: 126  
 Progressiva: 1415.132  
 Q. Progetto: 235.419

Scala H 1/200.00  
 Scala V 1/200.00

234.00

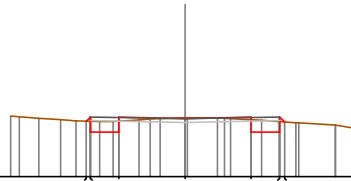


Quote		235.32	235.06	235.08	235.42	235.06	235.06	235.35
Parziali		0.75	0.75	1.75	1.75	0.75	0.75	
Sviluppata Par.		0.75	0.75	1.75	1.75	0.75	0.75	
Sviluppata		0.00	0.00	0.35	2.70	4.45	5.20	5.36
Progressiva		-2.64	-2.50	-1.75	0.00	1.75	2.50	2.61
Dislivelli		-0.00	0.14	-0.27	0.01	-0.08	-0.29	0.00

Sezione: 127  
 Progressiva: 1420.000  
 Q. Progetto: 235.534

Scala H 1/200.00  
 Scala V 1/200.00

234.00

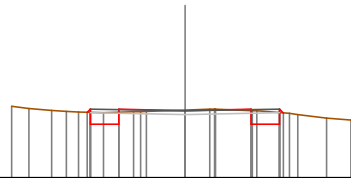


Quote		235.47	235.18	235.18	235.53	235.18	235.18	235.44
Parziali		0.75	0.75	1.75	1.75	0.75	0.75	
Sviluppata Par.		0.75	0.75	1.75	1.75	0.75	0.75	
Sviluppata		0.00	0.00	0.36	2.66	4.41	5.16	5.35
Progressiva		-2.61	-2.50	-1.75	0.00	1.75	2.50	2.63
Dislivelli		0.00	0.11	-0.28	-0.02	-0.07	-0.28	0.00

Sezione: 128  
 Progressiva: 1430.000  
 Q. Progetto: 235.771

Scala H 1/200.00  
 Scala V 1/200.00

234.00

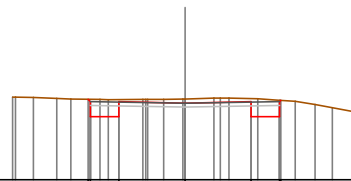


Quote		235.73	235.41	235.41	235.77	235.41	235.41	235.71
Parziali		0.75	0.75	1.75	1.75	0.75	0.75	
Sviluppata Par.		0.75	0.75	1.75	1.75	0.75	0.75	
Sviluppata		0.00	0.00	0.37	2.62	4.37	5.12	5.27
Progressiva		-2.59	-2.50	-1.75	0.00	1.75	2.50	2.60
Dislivelli		-0.00	0.09	-0.32	-0.02	-0.04	-0.30	0.00

Sezione: 129  
 Progressiva: 1440.000  
 Q. Progetto: 236.022

Scala H 1/200.00  
 Scala V 1/200.00

234.00

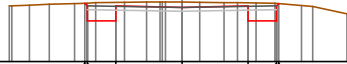


Quote		236.13	235.67	235.67	236.02	235.67	235.67	236.10
Parziali		0.75	0.75	1.75	1.75	0.75	0.75	
Sviluppata Par.		0.75	0.75	1.75	1.75	0.75	0.75	
Sviluppata		0.00	0.00	0.39	2.59	4.34	5.09	5.14
Progressiva		-2.56	-2.50	-1.75	0.00	1.75	2.50	2.54
Dislivelli		-0.00	-0.06	-0.46	-0.11	-0.08	-0.44	0.00

Sezione: 130  
 Progressiva: 1450.000  
 Q. Progetto: 236.431

Scala H 1/200.00  
 Scala V 1/200.00

235.00

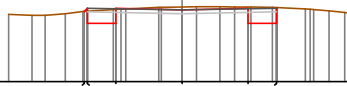


Quote	236.54	236.07	236.43	236.07	236.07	236.53
Parziali	0.75	1.75	1.75	0.75		
Sviluppata Par.	0.75	1.75	1.75	0.75		
Sviluppata	0.00	2.57	0.00	2.59	4.35	5.18
Progressiva	-0.07	-2.50	0.00	-0.08	1.75	4.35
Dislivelli	-0.00	-0.49	-1.75	-0.08	-0.46	2.50
				0.00	2.56	5.18

Sezione: 131  
 Progressiva: 1460.000  
 Q. Progetto: 236.897

Scala H 1/200.00  
 Scala V 1/200.00

235.00

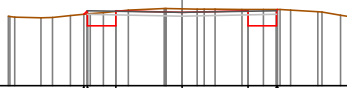


Quote	236.85	236.54	236.90	236.54	236.54
Parziali	0.75	1.75	1.75	0.75	
Sviluppata Par.	0.75	1.75	1.75	0.75	
Sviluppata	0.00	2.59	0.00	2.63	4.38
Progressiva	0.08	-2.50	0.00	-0.03	1.75
Dislivelli	0.00	-0.37	-1.75	-0.42	2.50
				0.00	2.53

Sezione: 132  
 Progressiva: 1460.923  
 Q. Progetto: 236.940

Scala H 1/200.00  
 Scala V 1/200.00

235.00



Quote	236.99	236.54	236.94	236.54	237.01
Parziali	0.75	1.75	1.75	0.75	
Sviluppata Par.	0.75	1.75	1.75	0.75	
Sviluppata	0.00	2.60	0.00	2.64	4.39
Progressiva	-0.09	-2.50	0.00	-0.03	1.75
Dislivelli	-0.00	-0.38	-1.75	-0.43	2.50
				0.00	2.53

Sezione: 133  
 Progressiva: 1480.000  
 Q. Progetto: 237.830

Scala H 1/200.00  
 Scala V 1/200.00

236.00

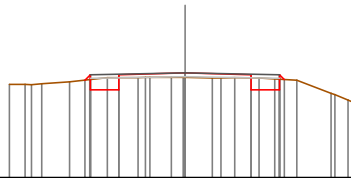


Quote	237.76	237.99	237.99	237.83	237.99	237.47
Parziali	0.75	1.75	1.75	0.75	0.32	
Sviluppata Par.	0.75	1.75	1.75	0.75	0.05	
Sviluppata	0.00	2.53	0.00	2.54	4.30	5.49
Progressiva	-0.03	-2.50	0.00	-0.18	1.75	4.30
Dislivelli	0.00	-0.37	-1.75	-0.12	2.50	5.05
				0.00	2.82	5.49

Sezione: 134  
 Progressiva: 1500.000  
 Q. Progetto: 238.764

Scala H 1/200.00  
 Scala V 1/200.00

236.00

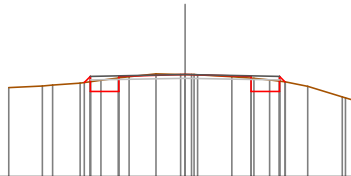


Quote		238.67	238.32	238.32	238.76	238.32	238.32	238.69
Parziali		0.75	1.75	1.75	0.75			
Sviluppata Par.		0.75	1.75	1.75	0.75			
Sviluppata		0.00	0.36	2.71	4.46	5.21	5.39	
Progressiva		-0.00	-0.13	-0.32	0.00	1.75	2.50	2.63
Dislivelli		0.00	0.13	0.32	0.00	1.75	2.50	2.63

Sezione: 135  
 Progressiva: 1520.000  
 Q. Progetto: 239.697

Scala H 1/200.00  
 Scala V 1/200.00

237.00

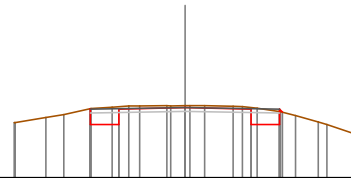


Quote		239.49	239.25	239.25	239.70	239.25	239.25	239.61
Parziali		0.75	1.75	1.75	0.75			
Sviluppata Par.		0.75	1.75	1.75	0.75			
Sviluppata		0.00	0.38	2.74	4.49	5.24	5.44	
Progressiva		-0.00	-0.14	-0.36	0.00	1.75	2.50	2.64
Dislivelli		0.00	0.14	0.36	0.00	1.75	2.50	2.64

Sezione: 136  
 Progressiva: 1540.000  
 Q. Progetto: 240.852

Scala H 1/200.00  
 Scala V 1/200.00

239.00

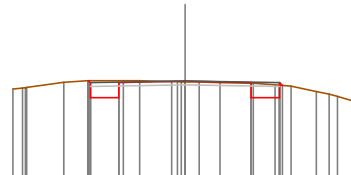


Quote		240.41	240.41	240.85	240.41	240.41	240.74	
Parziali		0.75	1.75	1.75	0.75			
Sviluppata Par.		0.75	1.75	1.75	0.75			
Sviluppata		0.00	0.75	2.50	4.25	5.00	5.10	
Progressiva		0.00	-0.47	-0.05	0.00	1.75	2.50	2.57
Dislivelli		0.00	0.47	0.05	0.00	1.75	2.50	2.57

Sezione: 137  
 Progressiva: 1560.000  
 Q. Progetto: 242.532

Scala H 1/200.00  
 Scala V 1/200.00

240.00



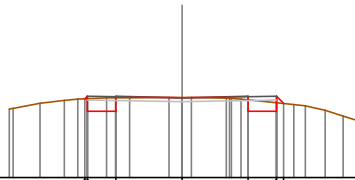
Quote		242.54	242.09	242.53	242.09	242.09	242.41	
Parziali		0.75	1.75	1.75	0.75			
Sviluppata Par.		0.75	1.75	1.75	0.75			
Sviluppata		0.00	0.82	2.57	4.32	5.07	5.18	
Progressiva		-0.00	-0.05	-0.45	0.00	1.75	2.50	2.57
Dislivelli		0.00	0.05	0.45	0.00	1.75	2.50	2.57



Sezione: 138  
 Progressiva: 1566.763  
 Q. Progetto: 243.107

Scala H 1/200.00  
 Scala V 1/200.00

241.00

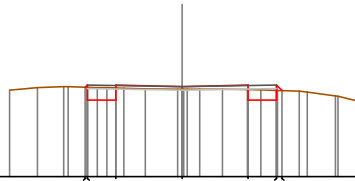


Quote	243.08	242.75	242.75	243.11	242.75	242.75	242.96
Parziali	0.75	0.75	1.75	1.75	0.75	0.75	0.00
Sviluppata Par.	0.75	0.75	1.75	1.75	0.75	0.75	0.00
Sviluppata	0.00	-2.57	0.00	2.60	4.35	5.10	5.37
Progressiva	0.07	-2.50	0.00	0.00	1.75	2.50	5.10
Dislivelli	0.00	-0.36	-1.75	-0.01	0.00	2.69	-0.00

Sezione: 139  
 Progressiva: 1570.000  
 Q. Progetto: 243.381

Scala H 1/200.00  
 Scala V 1/200.00

241.00

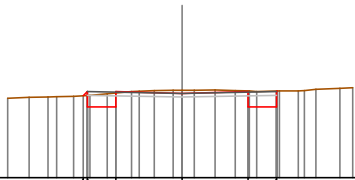


Quote	243.37	243.03	243.03	243.38	243.03	243.03	243.38
Parziali	0.75	0.75	1.75	1.75	0.75	0.75	0.00
Sviluppata Par.	0.75	0.75	1.75	1.75	0.75	0.75	0.00
Sviluppata	0.00	-2.56	0.00	2.59	4.34	5.09	5.30
Progressiva	0.06	-2.50	0.00	0.00	1.75	2.50	5.09
Dislivelli	0.00	-0.32	-1.75	-0.07	0.00	2.65	0.00

Sezione: 140  
 Progressiva: 1580.000  
 Q. Progetto: 244.230

Scala H 1/200.00  
 Scala V 1/200.00

242.00

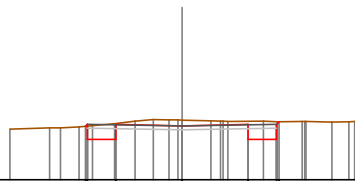


Quote	244.16	243.87	243.87	244.23	243.87	243.87	244.23
Parziali	0.75	0.75	1.75	1.75	0.75	0.75	0.00
Sviluppata Par.	0.75	0.75	1.75	1.75	0.75	0.75	0.00
Sviluppata	0.00	-2.61	0.00	2.65	4.41	5.16	5.16
Progressiva	0.10	-2.50	0.00	0.00	1.75	2.50	5.16
Dislivelli	0.00	-0.36	-1.75	-0.08	0.00	2.65	-0.02

Sezione: 141  
 Progressiva: 1582.281  
 Q. Progetto: 244.424

Scala H 1/200.00  
 Scala V 1/200.00

243.00

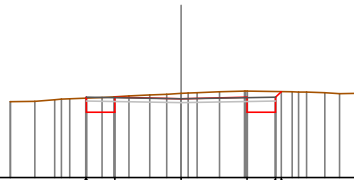


Quote	244.42	244.07	244.07	244.42	244.07	244.07	244.42
Parziali	0.75	0.75	1.75	1.75	0.75	0.75	0.00
Sviluppata Par.	0.75	0.75	1.75	1.75	0.75	0.75	0.00
Sviluppata	0.00	-2.55	0.00	2.57	4.32	5.07	5.17
Progressiva	0.05	-2.50	0.00	0.00	1.75	2.50	5.07
Dislivelli	0.00	-0.42	-1.75	-0.15	0.00	2.57	0.00

Sezione: 142  
 Progressiva: 1590.000  
 Q. Progetto: 245.079

Scala H 1/200.00  
 Scala V 1/200.00

243.00

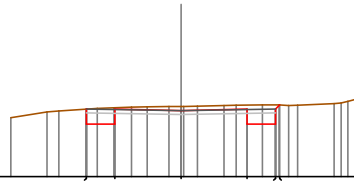


Quote		245.10	244.72	244.72	245.08	244.72	244.72	245.07
Parziali		0.75	1.75	1.75	0.75			
Sviluppata Par.		0.75	1.75	1.75	0.75			
Sviluppata		0.00	-2.52	0.00	2.53	4.28	5.03	5.24
Progressiva		0.02	-2.50	0.98	0.00	1.75	2.50	5.03
Dislivelli		-0.41	-1.75	0.00	-0.14	0.00	-0.55	0.00

Sezione: 143  
 Progressiva: 1597.798  
 Q. Progetto: 245.741

Scala H 1/200.00  
 Scala V 1/200.00

244.00

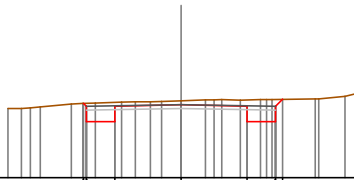


Quote		245.38	245.38	245.74	245.38	245.38	245.89	
Parziali		0.75	1.75	1.75	0.75			
Sviluppata Par.		0.75	1.75	1.75	0.75			
Sviluppata		0.00	-2.50	0.00	2.50	4.25	5.15	
Progressiva		-0.00	-2.50	0.00	0.00	1.75	2.50	5.00
Dislivelli		-0.44	-1.75	-0.12	-0.10	-0.51	0.00	0.00

Sezione: 144  
 Progressiva: 1600.000  
 Q. Progetto: 245.928

Scala H 1/200.00  
 Scala V 1/200.00

244.00

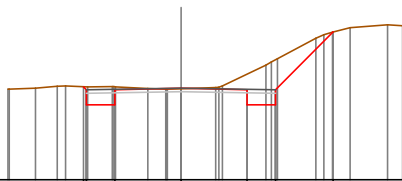


Quote		245.96	245.48	245.96	245.48	246.07	
Parziali		0.75	1.75	1.75	0.75	0.00	
Sviluppata Par.		0.75	1.75	1.75	0.75	0.00	
Sviluppata		0.00	-2.58	0.00	2.61	4.36	5.38
Progressiva		-0.08	-2.50	0.00	0.00	1.75	2.69
Dislivelli		-0.51	-1.75	-0.10	-0.17	-0.58	0.00

Sezione: 145  
 Progressiva: 1617.648  
 Q. Progetto: 247.426

Scala H 1/200.00  
 Scala V 1/200.00

245.00

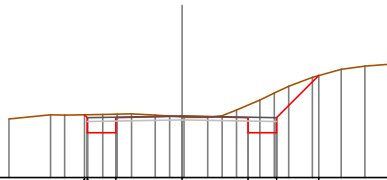


Quote		247.46	246.98	247.46	246.98	247.46	
Parziali		0.75	1.75	1.75	0.75	1.53	
Sviluppata Par.		0.75	1.75	1.75	0.75	2.16	
Sviluppata		0.00	-2.58	0.00	2.61	4.36	5.11
Progressiva		-0.07	-2.50	0.00	0.00	1.75	2.50
Dislivelli		-0.48	-1.75	0.02	-0.41	-1.19	-0.00

Sezione: 146  
 Progressiva: 1620.000  
 Q. Progetto: 247.625

Scala H 1/200.00  
 Scala V 1/200.00

246.00

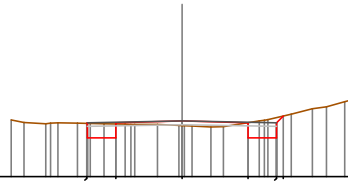


Quote		247.96	247.18	247.03	247.18	247.16	248.70
Parziali		0.75	1.75	1.75	0.75	1.12	
Sviluppata Par.		0.75	1.75	1.75	0.75	1.58	
Sviluppata		0.00	2.58	0.00	2.61	4.36	6.69
Progressiva		-0.00	-2.50	-0.36	-0.03	1.75	2.50
Dislivelli		-0.00	-0.08	-0.49	-1.75	0.00	-3.62

Sezione: 147  
 Progressiva: 1630.000  
 Q. Progetto: 248.469

Scala H 1/200.00  
 Scala V 1/200.00

247.00

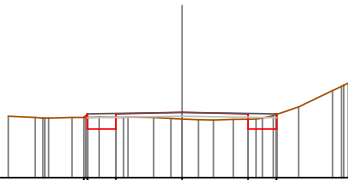


Quote		248.03	248.03	248.47	248.03	248.03	248.90
Parziali		0.75	1.75	1.75	0.75	0.75	
Sviluppata Par.		0.75	1.75	1.75	0.75	0.75	
Sviluppata		0.00	2.52	0.00	2.50	4.25	5.25
Progressiva		-0.00	-1.75	-0.36	-0.00	1.75	2.50
Dislivelli		-0.00	-0.36	-0.12	-0.00	-0.53	-2.67

Sezione: 148  
 Progressiva: 1633.377  
 Q. Progetto: 248.730

Scala H 1/200.00  
 Scala V 1/200.00

247.00

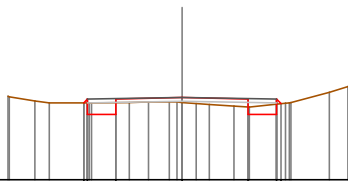


Quote		248.59	248.29	248.73	248.29	248.29	
Parziali		0.75	1.75	1.75	0.75	0.75	
Sviluppata Par.		0.75	1.75	1.75	0.75	0.75	
Sviluppata		0.00	2.59	0.00	2.63	4.38	5.13
Progressiva		0.09	-2.50	-0.31	-0.00	1.75	2.50
Dislivelli		0.00	-0.31	-0.18	-0.14	-0.38	-2.62

Sezione: 149  
 Progressiva: 1640.000  
 Q. Progetto: 249.173

Scala H 1/200.00  
 Scala V 1/200.00

247.00

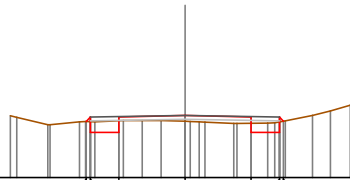


Quote		249.03	248.73	249.17	248.73	248.73	249.01
Parziali		0.75	1.75	1.75	0.75	0.75	
Sviluppata Par.		0.75	1.75	1.75	0.75	0.75	
Sviluppata		0.00	2.60	0.00	2.64	4.39	5.31
Progressiva		-0.10	-2.50	-0.31	-0.00	1.75	2.50
Dislivelli		-0.00	-0.10	-0.31	-0.13	-0.27	-2.62

Sezione: 150  
 Progressiva: 1649.105  
 Q. Progetto: 249.639

Scala H 1/200.00  
 Scala V 1/200.00

248.00



Quote	294.48	294.20	294.20	294.04	294.20	294.20	294.49
Parziali	0.75	0.75	1.75	1.75	0.75	0.75	
Sviluppata Par.	0.75	0.75	1.75	1.75	0.75	0.75	
Sviluppata	0.00	-2.62	0.00	2.67	4.42	5.17	5.31
Progressiva	-0.12	-2.50	0.32	0.00	1.75	2.50	5.17
Dislivelli	-0.30	-1.75	0.32	0.15	0.00	2.60	5.31

Sezione: 151  
 Progressiva: 1660.000  
 Q. Progetto: 250.046

Scala H 1/200.00  
 Scala V 1/200.00

248.00

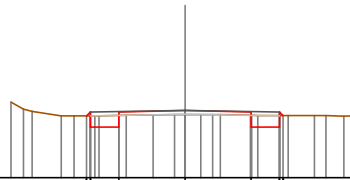


Quote	249.00	249.00	250.05	249.00	249.00	249.97
Parziali	0.75	0.75	1.75	1.75	0.75	0.75
Sviluppata Par.	0.75	0.75	1.75	1.75	0.75	0.75
Sviluppata	0.00	-2.51	0.00	2.50	4.25	5.00
Progressiva	-0.38	-1.75	0.75	0.00	1.75	2.50
Dislivelli	0.00	-2.51	0.75	-0.08	0.00	2.63

Sezione: 152  
 Progressiva: 1680.000  
 Q. Progetto: 250.780

Scala H 1/200.00  
 Scala V 1/200.00

249.00

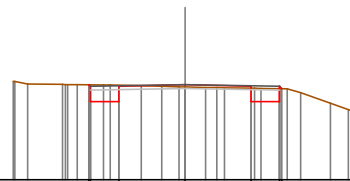


Quote	250.03	250.34	250.76	250.34	250.04
Parziali	0.75	0.75	1.75	1.75	0.75
Sviluppata Par.	0.75	0.75	1.75	1.75	0.75
Sviluppata	0.00	-2.60	0.00	2.65	4.40
Progressiva	-0.10	-2.50	0.33	0.00	1.75
Dislivelli	-0.31	-1.75	0.33	-0.09	0.00

Sezione: 153  
 Progressiva: 1700.000  
 Q. Progetto: 251.513

Scala H 1/200.00  
 Scala V 1/200.00

249.00

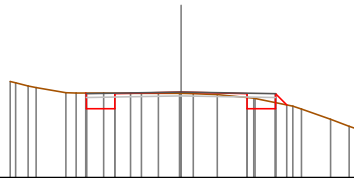


Quote	251.51	251.07	251.07	251.51	251.07	251.41
Parziali	0.75	0.75	1.75	1.75	0.75	0.75
Sviluppata Par.	0.75	0.75	1.75	1.75	0.75	0.75
Sviluppata	0.00	-2.54	0.00	2.56	4.31	5.06
Progressiva	-0.04	-2.50	0.39	0.00	1.75	2.56
Dislivelli	-0.43	-1.75	0.39	0.06	0.00	2.56

Sezione: 154  
 Progressiva: 1720.000  
 Q. Progetto: 252.261

Scala H 1/200.00  
 Scala V 1/200.00

250.00

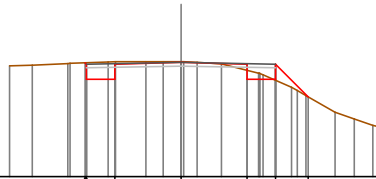


Quote		251.82	251.82	252.26	251.82	251.82	251.82
Parziali		0.75	1.75	1.75	0.75	0.29	
Sviluppata Par.		0.75	1.75	1.75	0.75	0.32	
Sviluppata		0.00	0.75	2.50	4.25	5.00	5.42
Progressiva		-2.52	-1.75	0.00	1.75	2.50	2.79
Dislivelli		-0.00	-0.41	0.04	-0.10	-0.17	-0.00

Sezione: 155  
 Progressiva: 1740.000  
 Q. Progetto: 253.018

Scala H 1/200.00  
 Scala V 1/200.00

250.00

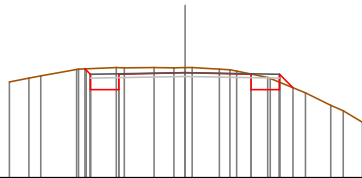


Quote		253.01	253.07	253.02	252.97	253.07	252.11
Parziali		0.75	1.75	1.75	0.75	0.87	
Sviluppata Par.		0.75	1.75	1.75	0.75	1.23	
Sviluppata		0.00	0.88	2.55	4.30	5.05	6.28
Progressiva		-2.53	-1.75	0.00	1.75	2.50	3.37
Dislivelli		0.00	-0.04	-0.02	-0.16	-0.03	-0.00

Sezione: 156  
 Progressiva: 1760.000  
 Q. Progetto: 253.775

Scala H 1/200.00  
 Scala V 1/200.00

251.00

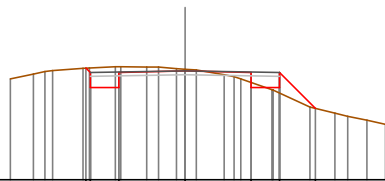


Quote		253.96	253.93	253.77	253.93	253.96	253.96
Parziali		0.75	1.75	1.75	0.75	0.86	
Sviluppata Par.		0.75	1.75	1.75	0.75	0.86	
Sviluppata		0.00	0.36	2.71	4.46	5.21	5.71
Progressiva		-2.65	-1.75	0.00	1.75	2.50	2.88
Dislivelli		-0.00	-0.15	-0.58	-0.13	-0.01	-0.19

Sezione: 157  
 Progressiva: 1780.000  
 Q. Progetto: 254.879

Scala H 1/200.00  
 Scala V 1/200.00

252.00

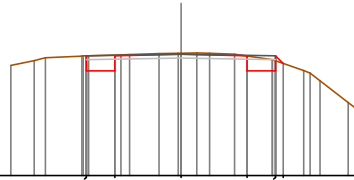


Quote		254.95	254.44	254.88	254.44	254.44	253.89
Parziali		0.75	1.75	1.75	0.75	0.95	
Sviluppata Par.		0.75	1.75	1.75	0.75	1.34	
Sviluppata		0.00	0.32	2.67	4.42	5.17	6.51
Progressiva		-2.62	-1.75	0.00	1.75	2.50	3.45
Dislivelli		-0.00	-0.12	-0.55	-0.04	0.26	0.14

Sezione: 158  
 Progressiva: 1800.000  
 Q. Progetto: 256.210

Scala H 1/200.00  
 Scala V 1/200.00

253.00

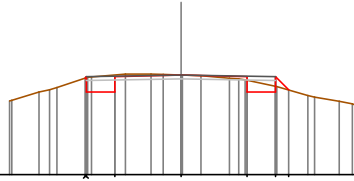


Quote	256.77	256.77	256.21	256.77	256.96
Parziali	0.75	1.75	1.75	0.75	0.00
Sviluppata Par.	0.75	1.75	1.75	0.75	0.00
Sviluppata	0.00	0.75	2.50	4.25	5.29
Progressiva	-2.50	-1.75	0.00	1.75	2.50
Dislivelli	-0.00	-0.42	-0.02	0.01	-0.27

Sezione: 159  
 Progressiva: 1820.000  
 Q. Progetto: 257.630

Scala H 1/200.00  
 Scala V 1/200.00

255.00

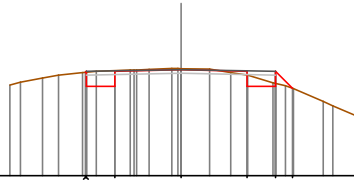


Quote	257.95	257.19	257.63	257.19	257.19
Parziali	0.75	1.75	1.75	0.75	0.35
Sviluppata Par.	0.75	1.75	1.75	0.75	0.35
Sviluppata	0.00	0.80	2.55	4.30	5.54
Progressiva	-2.53	-2.50	0.00	1.75	2.50
Dislivelli	-0.00	-0.45	-0.00	-0.09	-0.15

Sezione: 160  
 Progressiva: 1835.699  
 Q. Progetto: 258.805

Scala H 1/200.00  
 Scala V 1/200.00

256.00

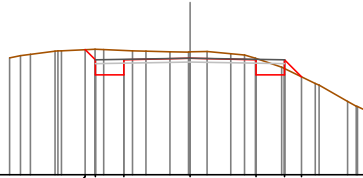


Quote	258.73	258.96	258.80	258.96	258.31
Parziali	0.75	1.75	1.75	0.75	0.45
Sviluppata Par.	0.75	1.75	1.75	0.75	0.63
Sviluppata	0.00	0.98	2.54	4.29	5.66
Progressiva	-2.53	-2.50	0.00	1.75	2.50
Dislivelli	0.00	-0.42	-0.03	-0.10	-0.08

Sezione: 161  
 Progressiva: 1840.000  
 Q. Progetto: 259.082

Scala H 1/200.00  
 Scala V 1/200.00

256.00

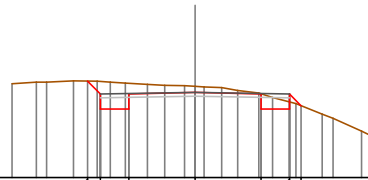


Quote	259.51	259.64	259.68	259.64	259.69
Parziali	0.75	1.75	1.75	0.75	0.45
Sviluppata Par.	0.75	1.75	1.75	0.75	0.63
Sviluppata	0.00	0.88	2.88	4.63	5.88
Progressiva	-2.77	-2.50	0.00	1.75	2.50
Dislivelli	0.00	-0.28	-0.17	-0.04	-0.17

Sezione: 162  
 Progressiva: 1842.958  
 Q. Progetto: 259.251

Scala H 1/200.00  
 Scala V 1/200.00

257.00

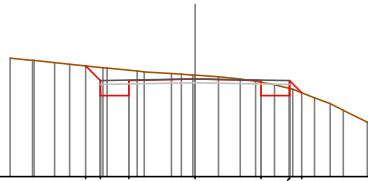


Quote		259.05	259.05	259.05	259.05	259.05	259.05
Parziali		0.34	0.75	1.75	1.75	0.75	0.31
Sviluppata Par.		0.69	0.75	1.75	1.75	0.75	0.44
Sviluppata		0.00	0.39	2.99	2.99	4.74	5.92
Progressiva		-2.84	-2.50	-1.75	-1.75	-2.50	-2.81
Dislivelli		0.00	-0.33	-0.68	-0.16	-0.01	-0.00

Sezione: 163  
 Progressiva: 1850.000  
 Q. Progetto: 259.582

Scala H 1/200.00  
 Scala V 1/200.00

257.00

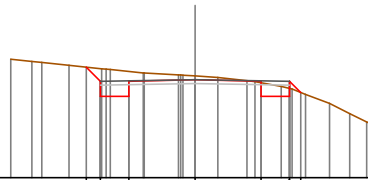


Quote		259.00	259.14	259.06	259.14	259.14	259.22
Parziali		0.39	0.75	1.75	1.75	0.75	0.52
Sviluppata Par.		0.55	0.75	1.75	1.75	0.75	0.45
Sviluppata		0.00	0.55	3.05	3.05	4.80	6.01
Progressiva		-2.89	-2.50	-1.75	-1.75	-2.50	-2.82
Dislivelli		0.00	-0.35	-0.67	-0.10	-0.04	-0.19

Sezione: 164  
 Progressiva: 1850.216  
 Q. Progetto: 259.591

Scala H 1/200.00  
 Scala V 1/200.00

257.00

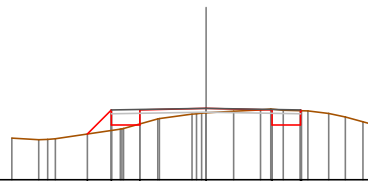


Quote		259.02	259.15	259.09	259.15	259.15	259.25
Parziali		0.38	0.75	1.75	1.75	0.75	0.59
Sviluppata Par.		0.53	0.75	1.75	1.75	0.75	0.62
Sviluppata		0.00	0.53	3.03	3.03	4.78	5.95
Progressiva		-2.88	-2.50	-1.75	-1.75	-2.50	-2.79
Dislivelli		0.00	-0.34	-0.66	-0.10	-0.04	-0.21

Sezione: 165  
 Progressiva: 1860.000  
 Q. Progetto: 259.889

Scala H 1/200.00  
 Scala V 1/200.00

258.00

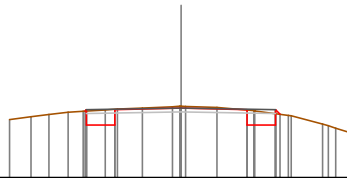


Quote		259.21	259.45	259.45	259.45	259.45	259.82
Parziali		0.63	0.75	1.75	1.75	0.75	0.52
Sviluppata Par.		0.90	0.75	1.75	1.75	0.75	0.52
Sviluppata		0.00	0.90	3.40	3.40	5.15	5.90
Progressiva		-3.13	-2.50	-1.75	-1.75	-2.50	-2.52
Dislivelli		-0.00	0.54	-0.03	0.12	-0.02	-0.38

Sezione: 166  
 Progressiva: 1880.000  
 Q. Progetto: 260.834

Scala H 1/200.00  
 Scala V 1/200.00

259.00

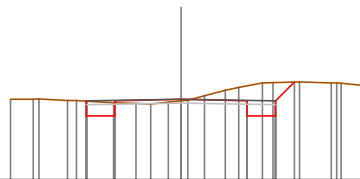


Quote	200.76	200.39	200.39	200.63	200.39	200.39	200.07
Parziali	0.75	1.75	1.75	0.75	0.75		
Sviluppata Par.	0.75	1.75	1.75	0.75	0.75		
Sviluppata	0.00	-2.53	0.00	2.55	4.30	5.05	5.22
Progressiva	0.03	-2.50	0.88	0.00	1.75	2.50	2.62
Dislivelli	0.00	-0.42	-1.75	-0.05	0.01	-0.30	-0.00

Sezione: 167  
 Progressiva: 1900.000  
 Q. Progetto: 262.127

Scala H 1/200.00  
 Scala V 1/200.00

260.00

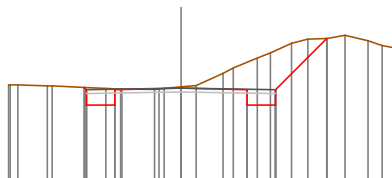


Quote	201.68	201.68	202.13	201.68	201.68	202.08
Parziali	0.75	1.75	1.75	0.75	0.50	
Sviluppata Par.	0.75	1.75	1.75	0.75	0.70	
Sviluppata	0.00	-2.51	0.00	2.50	4.25	5.70
Progressiva	0.00	-0.35	-1.75	0.00	1.75	3.00
Dislivelli	0.00	-0.35	-1.75	-0.05	-0.40	-0.88

Sezione: 168  
 Progressiva: 1920.000  
 Q. Progetto: 263.420

Scala H 1/200.00  
 Scala V 1/200.00

261.00

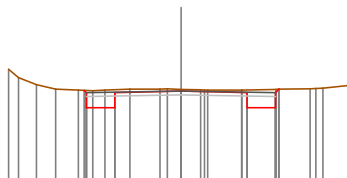


Quote	203.44	202.98	202.98	203.42	202.98	202.98	204.73
Parziali	0.75	1.75	1.75	0.75	1.36		
Sviluppata Par.	0.75	1.75	1.75	0.75	1.92		
Sviluppata	0.00	-2.56	0.00	2.58	4.33	5.08	7.00
Progressiva	-0.00	-0.06	-2.50	0.00	1.75	2.50	3.86
Dislivelli	0.00	-0.43	-1.75	-0.04	-0.73	-1.43	0.00

Sezione: 169  
 Progressiva: 1940.000  
 Q. Progetto: 264.346

Scala H 1/200.00  
 Scala V 1/200.00

262.00



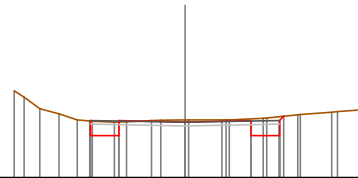
Quote	203.27	203.90	203.90	204.35	203.90	203.90	204.39
Parziali	0.75	1.75	1.75	0.75	0.75		
Sviluppata Par.	0.75	1.75	1.75	0.75	0.75		
Sviluppata	0.00	-2.56	0.00	2.59	4.34	5.09	5.22
Progressiva	0.00	-0.06	-2.50	0.00	1.75	2.50	2.59
Dislivelli	0.00	-0.48	-1.75	-0.05	-0.07	-0.49	0.00



Sezione: 170  
 Progressiva: 1945.948  
 Q. Progetto: 264.466

Scala H 1/200.00  
 Scala V 1/200.00

263.00

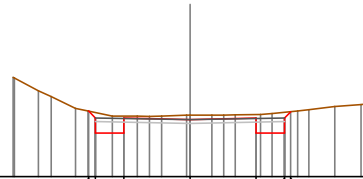


Quote		264.11	264.11	264.47	264.11	264.62
Parziali		0.75	1.75	1.75	0.75	
Sviluppata Par.		0.75	1.75	1.75	0.75	
Sviluppata		0.00	0.75	2.50	4.25	5.16
Progressiva		-2.52	-1.75	0.00	1.75	2.50
Dislivelli		0.00	-0.36	-0.05	-0.04	-0.50

Sezione: 171  
 Progressiva: 1950.000  
 Q. Progetto: 264.509

Scala H 1/200.00  
 Scala V 1/200.00

263.00

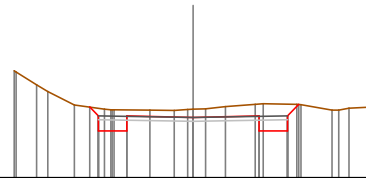


Quote		264.73	264.15	264.51	264.15	264.71
Parziali		0.75	1.75	1.75	0.75	
Sviluppata Par.		0.75	1.75	1.75	0.75	
Sviluppata		0.00	0.75	2.75	4.50	5.48
Progressiva		-2.68	-2.50	0.00	1.75	2.50
Dislivelli		0.00	-0.14	-0.44	-0.11	-0.08

Sezione: 172  
 Progressiva: 1960.000  
 Q. Progetto: 264.592

Scala H 1/200.00  
 Scala V 1/200.00

263.00

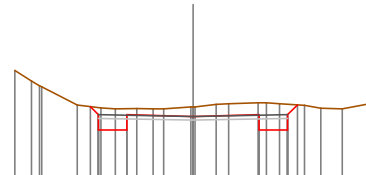


Quote		264.07	264.24	264.59	264.24	264.90
Parziali		0.75	1.75	1.75	0.75	
Sviluppata Par.		0.75	1.75	1.75	0.75	
Sviluppata		0.00	0.88	2.83	4.58	5.75
Progressiva		-2.73	-2.50	0.00	1.75	2.50
Dislivelli		0.00	-0.20	-0.55	-0.22	-0.31

Sezione: 173  
 Progressiva: 1960.414  
 Q. Progetto: 264.595

Scala H 1/200.00  
 Scala V 1/200.00

263.00

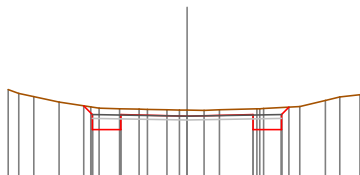


Quote		264.06	264.24	264.60	264.24	264.90
Parziali		0.75	1.75	1.75	0.75	
Sviluppata Par.		0.75	1.75	1.75	0.75	
Sviluppata		0.00	0.88	2.80	4.55	5.30
Progressiva		-2.71	-2.50	0.00	1.75	2.50
Dislivelli		0.00	-0.19	-0.56	-0.25	-0.31

Sezione: 174  
 Progressiva: 1970.000  
 Q. Progetto: 264.675

Scala H 1/200.00  
 Scala V 1/200.00

263.00

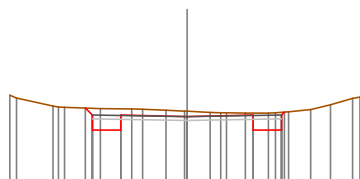


Quote	264.85	264.82	264.82	264.67	264.82	264.91
Parziali	0.35	0.75	1.75	1.75	0.75	0.07
Sviluppata Par.	0.32	0.75	1.75	1.75	0.75	0.07
Sviluppata	0.00	0.00	0.32	2.82	4.57	5.60
Progressiva	-2.73	-2.50	-1.75	0.00	1.75	2.50
Dislivelli	0.00	-0.19	-0.55	-0.16	-0.15	-0.58

Sezione: 175  
 Progressiva: 1974.880  
 Q. Progetto: 264.715

Scala H 1/200.00  
 Scala V 1/200.00

263.00

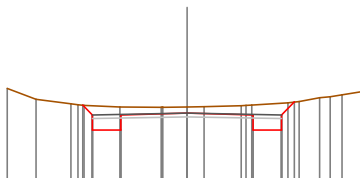


Quote	264.94	264.96	264.96	264.72	264.96	264.84
Parziali	0.35	0.75	1.75	1.75	0.75	0.07
Sviluppata Par.	0.32	0.75	1.75	1.75	0.75	0.07
Sviluppata	0.00	0.00	0.26	2.76	4.51	5.38
Progressiva	-2.69	-2.50	-1.75	0.00	1.75	2.50
Dislivelli	0.00	-0.18	-0.57	-0.15	-0.05	-0.47

Sezione: 176  
 Progressiva: 1980.000  
 Q. Progetto: 264.758

Scala H 1/200.00  
 Scala V 1/200.00

263.00

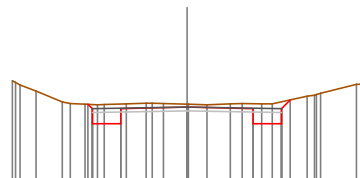


Quote	264.97	264.91	264.91	264.76	264.91	264.95
Parziali	0.35	0.75	1.75	1.75	0.75	0.04
Sviluppata Par.	0.32	0.75	1.75	1.75	0.75	0.04
Sviluppata	0.00	0.36	1.11	2.86	4.61	5.84
Progressiva	-2.75	-2.50	-1.75	0.00	1.75	2.50
Dislivelli	0.00	-0.24	-0.61	-0.17	-0.26	-0.71

Sezione: 177  
 Progressiva: 2000.000  
 Q. Progetto: 264.922

Scala H 1/200.00  
 Scala V 1/200.00

263.00

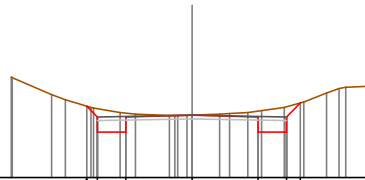


Quote	265.00	264.48	264.48	264.92	264.48	265.11
Parziali	0.75	0.75	1.75	1.75	0.75	0.03
Sviluppata Par.	0.75	0.75	1.75	1.75	0.75	0.03
Sviluppata	0.00	0.32	0.32	2.67	4.42	5.50
Progressiva	-2.62	-2.50	-1.75	0.00	1.75	2.50
Dislivelli	-0.00	-0.11	-0.52	-0.08	-0.13	-0.58

Sezione: 178  
 Progressiva: 2020.000  
 Q. Progetto: 264.646

Scala H 1/200.00  
 Scala V 1/200.00

263.00

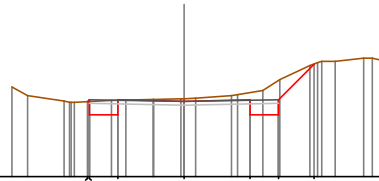


Quote	264.88	264.20	264.20	264.65	264.20	264.05	264.97
Parziali	0.38	0.75	1.75	1.75	0.75	0.87	
Sviluppata Par.	0.70	0.75	1.75	1.75	0.75	0.87	
Sviluppata	0.00	0.40	1.15	2.90	4.65	5.40	5.92
Progressiva	-2.78	-2.50	-1.75	0.00	1.75	2.50	2.87
Dislivelli	0.00	-0.21	-0.50	-0.00	-0.15	-0.67	0.00

Sezione: 179  
 Progressiva: 2037.909  
 Q. Progetto: 263.990

Scala H 1/200.00  
 Scala V 1/200.00

262.00

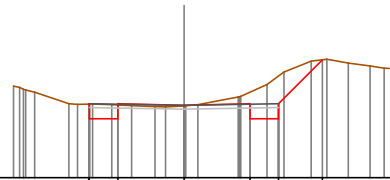


Quote	263.98	263.63	263.63	263.99	263.63	263.63	264.97
Parziali	0.75	0.75	1.75	1.75	0.75	0.94	
Sviluppata Par.	0.75	0.75	1.75	1.75	0.75	1.33	
Sviluppata	0.00	0.32	1.08	2.58	4.33	5.08	6.40
Progressiva	-2.55	-2.50	-1.75	0.00	1.75	2.50	3.44
Dislivelli	0.00	-0.05	-0.38	-0.07	-0.19	-0.91	-0.00

Sezione: 180  
 Progressiva: 2040.000  
 Q. Progetto: 263.913

Scala H 1/200.00  
 Scala V 1/200.00

262.00

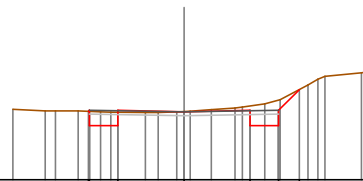


Quote	263.66	263.66	263.91	263.66	263.66	263.66	264.97
Parziali	0.75	0.75	1.75	1.75	0.75	1.16	
Sviluppata Par.	0.75	0.75	1.75	1.75	0.75	1.64	
Sviluppata	0.00	0.75	2.50	4.25	5.00	6.64	
Progressiva	-2.51	-1.75	0.00	1.75	2.50	3.66	
Dislivelli	0.00	-0.36	0.01	-0.31	-1.13	0.00	

Sezione: 181  
 Progressiva: 2043.319  
 Q. Progetto: 263.791

Scala H 1/200.00  
 Scala V 1/200.00

262.00



Quote	263.81	263.44	263.44	263.79	263.44	263.44	264.98
Parziali	0.75	0.75	1.75	1.75	0.75	0.55	
Sviluppata Par.	0.75	0.75	1.75	1.75	0.75	0.77	
Sviluppata	0.00	0.93	2.54	4.29	5.04	5.81	
Progressiva	-2.52	-2.50	-1.75	0.00	1.75	2.50	3.05
Dislivelli	0.00	0.03	-0.35	-0.01	-0.12	-0.67	0.00

Sezione: 182  
 Progressiva: 2048.730  
 Q. Progetto: 263.585

Scala H 1/200.00  
 Scala V 1/200.00

262.00



Quote		203.23	203.23	203.58	203.23	203.23	203.86
Parziali		0.75	1.75	1.75	0.75	0.00	
Sviluppata Par.		0.75	1.75	1.75	0.75	0.00	
Sviluppata		0.00	0.75	2.50	4.25	5.00	5.33
Progressiva		-2.51	-1.75	0.00	1.75	2.50	2.73
Dislivelli		0.00	-0.36	-0.04	-0.02	-0.57	0.00

Sezione: 183  
 Progressiva: 2060.000  
 Q. Progetto: 262.983

Scala H 1/200.00  
 Scala V 1/200.00

261.00

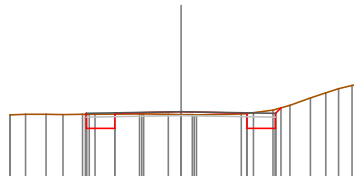


Quote		262.54	262.54	262.98	262.54	262.54	262.92
Parziali		0.75	1.75	1.75	0.75	0.00	
Sviluppata Par.		0.75	1.75	1.75	0.75	0.00	
Sviluppata		0.00	0.75	2.50	4.25	5.00	5.03
Progressiva		-2.50	-1.75	0.00	1.75	2.50	2.52
Dislivelli		0.00	-0.41	-0.02	-0.01	-0.38	0.00

Sezione: 184  
 Progressiva: 2080.000  
 Q. Progetto: 261.746

Scala H 1/200.00  
 Scala V 1/200.00

260.00

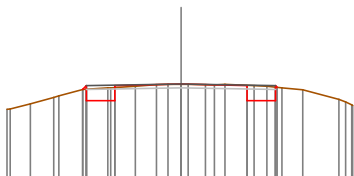


Quote		261.67	261.30	261.30	261.75	261.30	261.30	261.85
Parziali		0.75	1.75	1.75	0.75	0.00		
Sviluppata Par.		0.75	1.75	1.75	0.75	0.00		
Sviluppata		0.00	0.98	2.54	4.29	5.04	5.25	
Progressiva		-2.53	-2.50	0.00	1.75	2.50	2.64	
Dislivelli		-0.00	0.03	-0.38	0.08	-0.01	-0.50	

Sezione: 185  
 Progressiva: 2100.000  
 Q. Progetto: 260.531

Scala H 1/200.00  
 Scala V 1/200.00

258.00

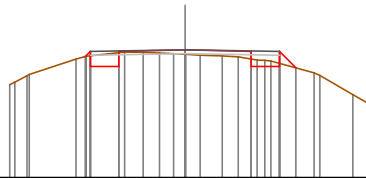


Quote		200.39	200.09	200.00	200.09	200.09	200.46
Parziali		0.75	1.75	1.75	0.75	0.00	
Sviluppata Par.		0.75	1.75	1.75	0.75	0.00	
Sviluppata		0.00	0.38	2.65	4.40	5.15	5.20
Progressiva		-2.60	-2.50	0.00	1.75	2.50	2.54
Dislivelli		0.00	0.09	-0.35	0.01	-0.01	-0.36

Sezione: 186  
 Progressiva: 2120.000  
 Q. Progetto: 259.378

Scala H 1/200.00  
 Scala V 1/200.00

256.00

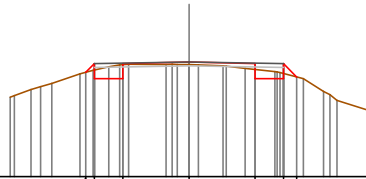


Quote		259.20	259.30	259.30	259.38	259.30	259.30	259.31
Parziali		0.75	1.75	1.75	0.75	0.43		
Sviluppata Par.		0.75	1.75	1.75	0.75	0.61		
Sviluppata		0.00	2.63	0.00	2.69	4.44	5.19	5.80
Progressiva		0.12	2.50	0.39	0.00	1.75	2.50	2.93
Dislivelli		0.00	-0.37	-1.75	0.12	0.00	-0.09	-0.00

Sezione: 187  
 Progressiva: 2126.028  
 Q. Progetto: 259.031

Scala H 1/200.00  
 Scala V 1/200.00

256.00



Quote		258.76	258.99	259.03	259.09	259.09	259.09	259.04
Parziali		0.75	1.75	1.75	0.75	0.35		
Sviluppata Par.		0.75	1.75	1.75	0.75	0.50		
Sviluppata		0.00	2.73	0.00	2.82	4.58	5.33	5.82
Progressiva		0.17	2.50	0.32	0.00	1.75	2.50	2.85
Dislivelli		0.00	-0.17	-0.37	-0.07	0.00	-0.15	-0.14

Sezione: 188  
 Progressiva: 2130.000  
 Q. Progetto: 258.802

Scala H 1/200.00  
 Scala V 1/200.00

256.00

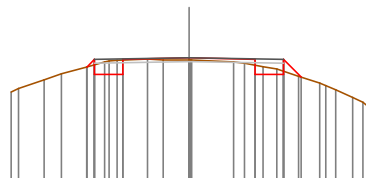


Quote		258.22	258.36	258.36	258.30	258.36	258.36	258.09
Parziali		0.54	0.75	1.75	1.75	0.75	0.67	
Sviluppata Par.		0.76	0.75	1.75	1.75	0.95	0.67	
Sviluppata		0.00	3.04	0.00	3.26	5.01	5.76	6.71
Progressiva		0.38	2.50	0.76	0.00	1.75	2.50	3.17
Dislivelli		-0.00	-0.38	-0.21	0.14	0.00	-0.26	0.05

Sezione: 189  
 Progressiva: 2140.000  
 Q. Progetto: 258.226

Scala H 1/200.00  
 Scala V 1/200.00

255.00

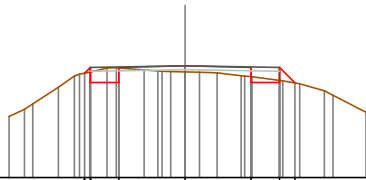


Quote		257.56	257.76	258.23	257.76	257.76	257.72	
Parziali		0.75	1.75	1.75	0.75	0.47		
Sviluppata Par.		0.75	1.75	1.75	0.75	0.66		
Sviluppata		0.00	2.70	0.00	2.78	4.54	5.29	
Progressiva		0.14	2.50	0.88	0.00	1.75	2.50	
Dislivelli		-0.00	-0.14	-0.38	0.06	0.00	-0.09	0.00

Sezione: 190  
 Progressiva: 2144.689  
 Q. Progetto: 257.956

Scala H 1/200.00  
 Scala V 1/200.00

255.00

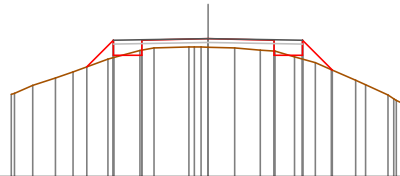


Quote		257.76	257.51	257.51	257.96	257.51	257.51	257.50
Parziali		0.75	1.75	1.75	0.75	0.41		
Sviluppata Par.		0.75	1.75	1.75	0.75	0.58	0.41	
Sviluppata		0.00	2.65	0.00	2.72	4.47	5.22	5.80
Progressiva		0.12	-2.50	0.32	0.00	1.75	2.50	2.91
Dislivelli		0.00	-0.38	-1.75	0.16	0.24	-0.06	-0.00

Sezione: 191  
 Progressiva: 2150.000  
 Q. Progetto: 257.649

Scala H 1/200.00  
 Scala V 1/200.00

254.00

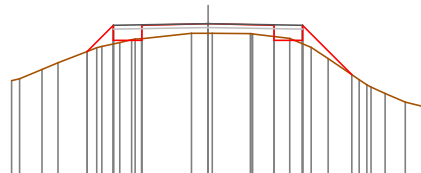


Quote		256.90	257.21	257.21	257.65	257.21	257.21	256.82
Parziali		0.70	0.75	1.75	1.75	0.75	0.79	
Sviluppata Par.		0.99	0.75	1.75	1.75	0.75	1.11	0.79
Sviluppata		0.00	-3.20	0.00	3.50	5.25	6.00	7.11
Progressiva		0.46	-2.50	0.99	0.00	1.75	2.50	3.29
Dislivelli		0.00	-0.14	-1.75	0.23	0.29	0.10	0.00

Sezione: 192  
 Progressiva: 2160.000  
 Q. Progetto: 257.073

Scala H 1/200.00  
 Scala V 1/200.00

253.00

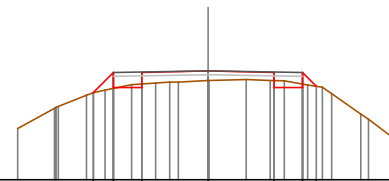


Quote		256.33	256.63	256.63	257.07	256.63	256.63	256.72
Parziali		0.70	0.75	1.75	1.75	0.75	1.31	
Sviluppata Par.		0.99	0.75	1.75	1.75	0.75	1.85	
Sviluppata		0.00	-3.20	0.00	3.49	5.24	5.99	7.83
Progressiva		0.49	-2.50	0.99	0.00	1.75	2.50	3.81
Dislivelli		-0.00	-0.49	-1.75	0.25	0.30	0.09	-0.00

Sezione: 193  
 Progressiva: 2163.351  
 Q. Progetto: 256.880

Scala H 1/200.00  
 Scala V 1/200.00

254.00

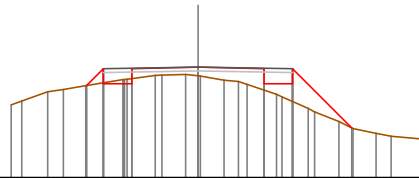


Quote		256.50	256.44	256.44	256.88	256.44	256.44	256.47
Parziali		0.54	0.75	1.75	1.75	0.75	0.36	
Sviluppata Par.		0.76	0.75	1.75	1.75	0.75	0.52	0.36
Sviluppata		0.00	-3.04	0.00	3.26	5.01	5.76	6.27
Progressiva		0.42	-2.50	0.76	0.00	1.75	2.50	2.86
Dislivelli		0.00	-0.10	-1.75	0.25	0.21	-0.10	0.00

Sezione: 194  
 Progressiva: 2180.000  
 Q. Progetto: 255.921

Scala H 1/200.00  
 Scala V 1/200.00

253.00

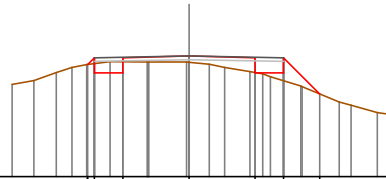


Quote	255.44	255.48	255.48	255.92	255.48	255.48	255.31
Parziali	0.44	0.75	1.75	1.75	0.75	1.57	
Sviluppata Par.	0.62	0.75	1.75	1.75	0.75	2.22	
Sviluppata	0.00	0.62	1.37	3.12	4.87	5.62	7.84
Progressiva	-2.94	-2.50	-1.75	0.00	1.75	2.50	4.07
Dislivelli	-0.00	-0.37	-0.14	0.23	-0.56	0.47	0.00

Sezione: 195  
 Progressiva: 2200.000  
 Q. Progetto: 255.188

Scala H 1/200.00  
 Scala V 1/200.00

252.00

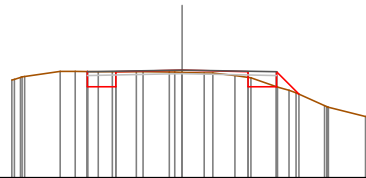


Quote	254.96	254.74	254.74	255.19	254.74	254.74	254.19
Parziali	0.75	0.75	1.75	1.75	0.75	0.96	
Sviluppata Par.	0.75	0.75	1.75	1.75	0.75	1.36	
Sviluppata	0.00	0.26	1.01	2.76	4.51	5.26	6.61
Progressiva	-2.68	-2.50	-1.75	0.00	1.75	2.50	3.46
Dislivelli	-0.00	-0.16	-0.29	0.17	-0.39	0.21	0.00

Sezione: 196  
 Progressiva: 2220.000  
 Q. Progetto: 254.848

Scala H 1/200.00  
 Scala V 1/200.00

252.00

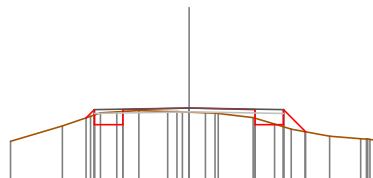


Quote	254.40	254.40	254.85	254.40	254.40	254.21
Parziali	0.75	0.75	1.75	1.75	0.75	0.60
Sviluppata Par.	0.75	0.75	1.75	1.75	0.84	0.60
Sviluppata	0.00	0.75	2.50	4.25	5.00	5.84
Progressiva	-2.50	-1.75	0.00	1.75	2.50	3.10
Dislivelli	-0.00	-0.40	0.06	-0.16	0.00	-0.00

Sezione: 197  
 Progressiva: 2240.000  
 Q. Progetto: 254.898

Scala H 1/200.00  
 Scala V 1/200.00

253.00

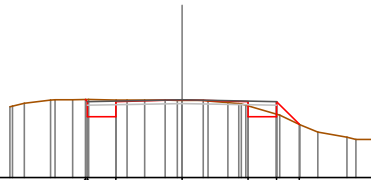


Quote	254.40	254.45	254.45	254.90	254.45	254.45	254.27
Parziali	0.75	0.75	1.75	1.75	0.75	0.58	
Sviluppata Par.	0.75	0.75	1.75	1.75	0.83	0.58	
Sviluppata	0.00	0.81	1.36	2.81	4.56	5.31	6.14
Progressiva	-2.72	-2.50	-1.75	0.00	1.75	2.50	3.08
Dislivelli	-0.00	-0.15	-0.35	0.11	-0.23	0.05	0.00

Sezione: 198  
 Progressiva: 2260.000  
 Q. Progetto: 255.052

Scala H 1/200.00  
 Scala V 1/200.00

253.00

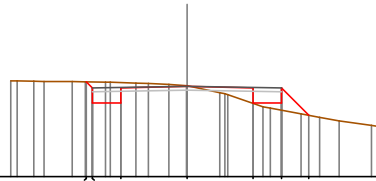


Quote	255.06	254.61	255.05	254.61	254.41
Parziali	0.75	1.75	1.75	0.75	0.60
Sviluppata Par.	0.75	1.75	1.75	0.85	0.60
Sviluppata	0.00	-2.55	0.00	1.75	4.33
Progressiva	-0.05	-2.50	0.88	0.75	5.08
Dislivelli	-0.44	-1.75	0.01	-0.06	2.50
				0.00	3.10
					5.92

Sezione: 199  
 Progressiva: 2274.083  
 Q. Progetto: 255.387

Scala H 1/200.00  
 Scala V 1/200.00

253.00

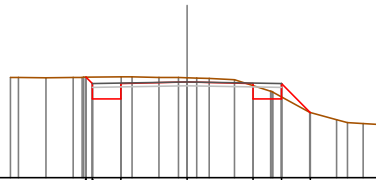


Quote	255.51	254.94	255.39	254.94	254.62
Parziali	0.75	1.75	1.75	0.75	0.72
Sviluppata Par.	0.75	1.75	1.75	1.02	0.72
Sviluppata	0.00	-2.66	0.00	1.75	4.48
Progressiva	-0.16	-2.50	0.38	0.75	5.23
Dislivelli	-0.55	-1.75	-0.02	0.00	3.22
					6.25

Sezione: 200  
 Progressiva: 2280.000  
 Q. Progetto: 255.530

Scala H 1/200.00  
 Scala V 1/200.00

253.00

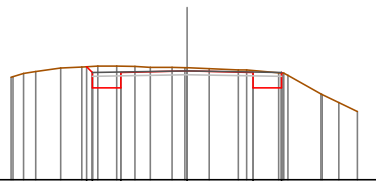


Quote	255.06	255.09	255.09	255.53	255.09	255.09	254.72
Parziali	0.75	0.75	1.75	1.75	0.75	0.77	
Sviluppata Par.	0.75	0.75	1.75	1.75	1.08	0.77	
Sviluppata	0.00	-2.67	0.00	0.00	1.75	4.49	
Progressiva	-0.17	-2.50	0.38	0.00	0.75	5.24	
Dislivelli	-0.58	-1.75	-0.11	0.00	-0.05	3.27	
						6.32	

Sezione: 201  
 Progressiva: 2290.000  
 Q. Progetto: 255.876

Scala H 1/200.00  
 Scala V 1/200.00

253.00



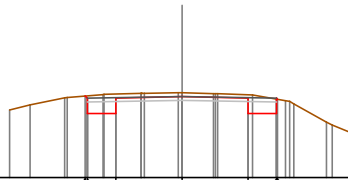
Quote	255.59	255.43	255.43	255.88	255.43	255.43
Parziali	0.75	0.75	1.75	1.75	0.75	
Sviluppata Par.	0.75	0.75	1.75	1.75	0.75	
Sviluppata	0.00	-2.66	0.00	0.00	1.75	4.47
Progressiva	-0.16	-2.50	0.38	0.00	0.75	5.22
Dislivelli	-0.57	-1.75	-0.08	0.00	-0.06	2.50
						5.22



Sezione: 202  
 Progressiva: 2295.269  
 Q. Progetto: 256.140

Scala H 1/200.00  
 Scala V 1/200.00

254.00

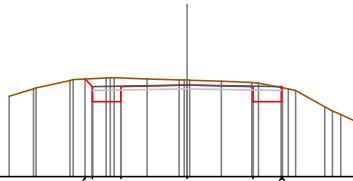


Quote	256.16	256.70	256.70	256.14	256.70	256.07
Parziali	0.75	1.75	1.75	0.75		
Sviluppata Par.	0.75	1.75	1.75	0.75		
Sviluppata	0.00	-2.56	0.00	2.59	4.34	5.13
Progressiva	-0.07	-2.50	0.00	0.00	1.75	5.09
Dislivelli	-0.51	-1.75	0.00	-0.10	0.00	2.53

Sezione: 203  
 Progressiva: 2300.000  
 Q. Progetto: 256.423

Scala H 1/200.00  
 Scala V 1/200.00

254.00

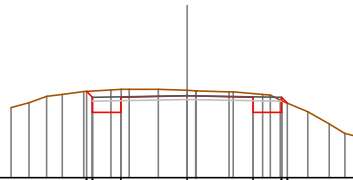


Quote	256.58	256.98	256.98	256.42	256.98	256.35
Parziali	0.75	1.75	1.75	0.75		
Sviluppata Par.	0.75	1.75	1.75	0.75		
Sviluppata	0.00	-2.70	0.00	2.78	4.53	5.32
Progressiva	-0.21	-2.50	0.00	0.00	1.75	5.28
Dislivelli	-0.63	-1.75	0.00	-0.13	0.00	2.53

Sezione: 204  
 Progressiva: 2310.000  
 Q. Progetto: 257.170

Scala H 1/200.00  
 Scala V 1/200.00

255.00

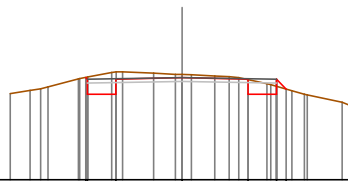


Quote	257.28	257.73	257.73	257.17	257.73	256.97
Parziali	0.75	1.75	1.75	0.75		
Sviluppata Par.	0.75	1.75	1.75	0.75		
Sviluppata	0.00	-2.66	0.00	2.72	4.47	5.44
Progressiva	-0.16	-2.50	0.00	0.00	1.75	5.22
Dislivelli	-0.61	-1.75	0.00	-0.14	0.00	2.66

Sezione: 205  
 Progressiva: 2316.455  
 Q. Progetto: 257.702

Scala H 1/200.00  
 Scala V 1/200.00

255.00

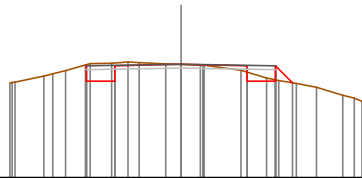


Quote	257.70	257.26	257.26	257.70	257.26	257.40
Parziali	0.75	1.75	1.75	0.75	0.38	
Sviluppata Par.	0.75	1.75	1.75	0.75	0.38	
Sviluppata	0.00	-2.55	0.00	2.57	4.32	5.43
Progressiva	-0.06	-2.50	0.00	0.00	1.75	5.07
Dislivelli	-0.60	-1.75	0.00	-0.08	0.00	2.76

Sezione: 206  
 Progressiva: 2320.000  
 Q. Progetto: 257.994

Scala H 1/200.00  
 Scala V 1/200.00

255.00

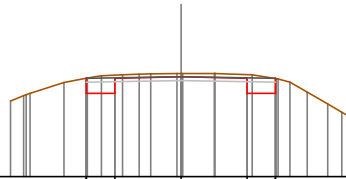


Quote	257.97	257.95	257.95	257.99	257.95	257.95
Parziali	0.75	0.75	1.75	1.75	0.75	0.45
Sviluppata Par.	0.75	0.75	1.75	1.75	0.75	0.63
Sviluppata	0.00	-2.52	0.00	0.00	1.75	4.29
Progressiva	-0.03	-2.50	0.00	0.00	2.50	5.04
Dislivelli	-0.48	-1.75	0.00	0.00	2.95	5.67

Sezione: 207  
 Progressiva: 2340.000  
 Q. Progetto: 259.642

Scala H 1/200.00  
 Scala V 1/200.00

257.00

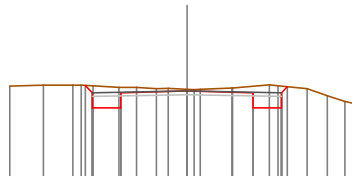


Quote	259.20	259.20	259.64	259.20	259.20
Parziali	0.75	0.75	1.75	1.75	0.75
Sviluppata Par.	0.75	0.75	1.75	1.75	0.75
Sviluppata	0.00	-2.51	0.00	1.75	4.25
Progressiva	-0.48	-1.75	0.00	1.75	2.50
Dislivelli	-0.48	-1.75	-0.08	0.00	2.50

Sezione: 208  
 Progressiva: 2360.000  
 Q. Progetto: 261.290

Scala H 1/200.00  
 Scala V 1/200.00

259.00

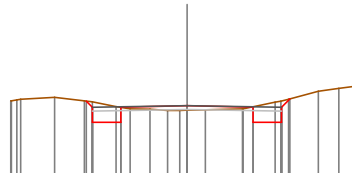


Quote	261.44	260.85	260.85	261.29	260.85	260.85
Parziali	0.75	0.75	0.75	1.75	1.75	0.75
Sviluppata Par.	0.75	0.75	0.75	1.75	1.75	0.75
Sviluppata	0.00	-2.69	0.00	0.00	1.75	4.52
Progressiva	-0.18	-2.50	0.00	0.00	2.50	5.27
Dislivelli	-0.54	-1.75	0.00	0.00	2.65	5.49

Sezione: 209  
 Progressiva: 2380.000  
 Q. Progetto: 262.882

Scala H 1/200.00  
 Scala V 1/200.00

261.00

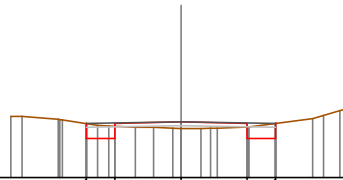


Quote	303.00	302.44	302.44	302.88	302.44	302.44
Parziali	0.75	0.75	0.75	1.75	1.75	0.75
Sviluppata Par.	0.75	0.75	0.75	1.75	1.75	0.75
Sviluppata	0.00	-2.66	0.00	0.00	1.75	4.48
Progressiva	-0.14	-2.50	0.00	0.00	2.50	5.23
Dislivelli	-0.40	-1.75	0.00	0.00	2.72	5.65

Sezione: 210  
 Progressiva: 2400.000  
 Q. Progetto: 264.472

Scala H 1/200.00  
 Scala V 1/200.00

263.00

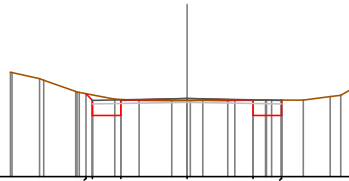


Quote		264.03	264.03	264.47	264.03	264.03
Parziali		0.75	1.75	1.75	0.75	
Sviluppata Par.		0.75	1.75	1.75	0.75	
Sviluppata		0.00	0.75	2.50	4.25	5.00
Progressiva		-2.50	-1.75	0.00	1.75	2.50
Dislivelli		0.00	-0.33	0.17	-0.09	-0.40

Sezione: 211  
 Progressiva: 2420.000  
 Q. Progetto: 266.062

Scala H 1/200.00  
 Scala V 1/200.00

264.00

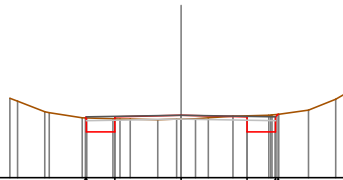


Quote		266.19	266.02	266.06	266.02	266.02
Parziali		0.75	1.75	1.75	0.75	
Sviluppata Par.		0.75	1.75	1.75	0.75	
Sviluppata		0.00	0.33	2.74	4.49	5.24
Progressiva		-2.67	-2.50	0.00	1.75	2.50
Dislivelli		0.00	-0.14	-0.42	-0.06	-0.40

Sezione: 212  
 Progressiva: 2440.000  
 Q. Progetto: 267.652

Scala H 1/200.00  
 Scala V 1/200.00

266.00

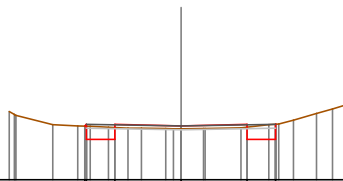


Quote		267.08	267.21	267.06	267.21	267.08
Parziali		0.75	1.75	1.75	0.75	
Sviluppata Par.		0.75	1.75	1.75	0.75	
Sviluppata		0.00	0.98	2.54	4.29	5.14
Progressiva		-2.53	-2.50	0.00	1.75	2.50
Dislivelli		0.00	0.03	-0.35	-0.10	-0.03

Sezione: 213  
 Progressiva: 2449.655  
 Q. Progetto: 268.419

Scala H 1/200.00  
 Scala V 1/200.00

267.00

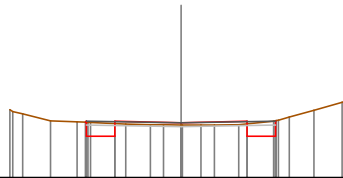


Quote		268.42	268.06	268.42	268.06	268.06
Parziali		0.75	1.75	1.75	0.75	
Sviluppata Par.		0.75	1.75	1.75	0.75	
Sviluppata		0.00	0.81	2.56	4.31	5.06
Progressiva		-2.54	-2.50	0.00	1.75	2.50
Dislivelli		0.00	0.05	-0.32	0.07	-0.41

Sezione: 214  
 Progressiva: 2450.000  
 Q. Progetto: 268.447

Scala H 1/200.00  
 Scala V 1/200.00

267.00

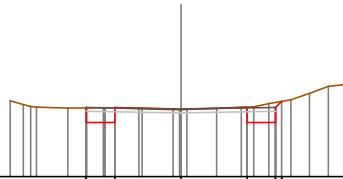


Quote	268.46	268.09	268.45	268.09	268.00
Parziali	0.75	1.75	1.75	0.75	
Sviluppata Par.	0.75	1.75	1.75	0.75	
Sviluppata	0.00	-2.53	0.00	1.75	4.29
Progressiva	0.03	-2.50	0.00	1.75	2.50
Dislivelli	-0.34	-1.75	0.06	-0.07	-0.41

Sezione: 215  
 Progressiva: 2454.254  
 Q. Progetto: 268.785

Scala H 1/200.00  
 Scala V 1/200.00

267.00



Quote	268.43	268.43	268.76	268.43	268.99
Parziali	0.75	1.75	1.75	0.75	
Sviluppata Par.	0.75	1.75	1.75	0.75	
Sviluppata	0.00	-2.51	0.00	1.75	4.25
Progressiva	0.00	-2.51	0.00	1.75	2.50
Dislivelli	-0.38	-1.75	-0.01	-0.01	-0.53

Sezione: 216  
 Progressiva: 2458.853  
 Q. Progetto: 269.150

Scala H 1/200.00  
 Scala V 1/200.00

267.00

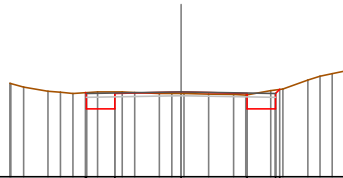


Quote	268.79	268.79	269.15	268.79	269.15
Parziali	0.75	1.75	1.75	0.75	
Sviluppata Par.	0.75	1.75	1.75	0.75	
Sviluppata	0.00	-2.51	0.00	1.75	4.25
Progressiva	0.00	-2.51	0.00	1.75	2.50
Dislivelli	-0.35	-1.75	0.05	-0.14	-0.35

Sezione: 217  
 Progressiva: 2460.000  
 Q. Progetto: 269.242

Scala H 1/200.00  
 Scala V 1/200.00

267.00

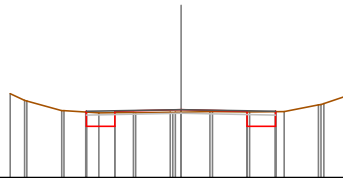


Quote	269.23	268.90	269.24	268.90	269.31
Parziali	0.75	1.75	1.75	0.75	
Sviluppata Par.	0.75	1.75	1.75	0.75	
Sviluppata	0.00	-2.53	0.00	1.75	4.29
Progressiva	0.03	-2.50	0.00	1.75	2.50
Dislivelli	-0.45	-1.75	0.04	-0.03	-0.50

Sezione: 218  
 Progressiva: 2480.000  
 Q. Progetto: 270.798

Scala H 1/200.00  
 Scala V 1/200.00

269.00

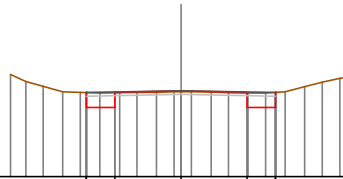


Quote	270.73	270.35	270.35	270.90	270.35	270.35
Parziali	0.75	1.75	1.75	0.75		
Sviluppata Par.	0.75	1.75	1.75	0.75		
Sviluppata	0.00	-2.52	-2.50	0.98	0.00	0.00
Progressiva	0.02	-2.50	-1.75	0.00	1.75	4.28
Dislivelli	-0.36	-1.75	0.00	2.53	-0.02	-0.39

Sezione: 219  
 Progressiva: 2500.000  
 Q. Progetto: 272.272

Scala H 1/200.00  
 Scala V 1/200.00

270.00

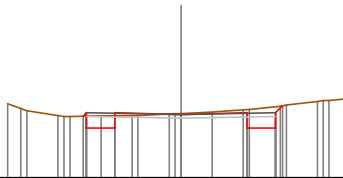


Quote	271.83	271.83	272.27	271.83	271.83	
Parziali	0.75	1.75	1.75	0.75		
Sviluppata Par.	0.75	1.75	1.75	0.75		
Sviluppata	0.00	-2.51	-2.50	0.75	0.00	
Progressiva	-0.00	-2.51	-1.75	0.00	1.75	4.25
Dislivelli	-0.39	-1.75	0.00	2.50	-0.02	-0.40

Sezione: 220  
 Progressiva: 2518.986  
 Q. Progetto: 273.672

Scala H 1/200.00  
 Scala V 1/200.00

272.00

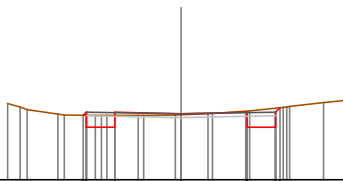


Quote	273.63	273.32	273.32	273.87	273.32	273.32
Parziali	0.75	1.75	1.75	0.75	0.00	
Sviluppata Par.	0.75	1.75	1.75	0.75	0.00	
Sviluppata	0.00	-2.59	-2.50	0.38	0.00	0.00
Progressiva	0.09	-2.50	-1.75	0.00	1.75	4.38
Dislivelli	-0.32	-1.75	0.00	2.63	-0.08	-0.56

Sezione: 221  
 Progressiva: 2520.000  
 Q. Progetto: 273.746

Scala H 1/200.00  
 Scala V 1/200.00

272.00

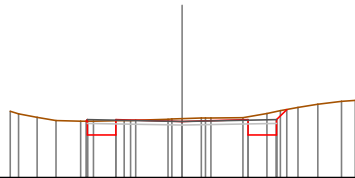


Quote	273.70	273.39	273.39	273.75	273.39	273.39
Parziali	0.75	1.75	1.75	0.75	0.00	
Sviluppata Par.	0.75	1.75	1.75	0.75	0.00	
Sviluppata	0.00	-2.59	-2.50	0.37	0.00	0.00
Progressiva	0.09	-2.50	-1.75	0.00	1.75	4.37
Dislivelli	-0.31	-1.75	0.00	2.62	-0.02	-0.50

Sezione: 222  
 Progressiva: 2530.000  
 Q. Progetto: 274.484

Scala H 1/200.00  
 Scala V 1/200.00

273.00

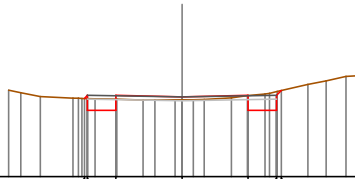


Quote	274.49	274.13	274.13	274.48	274.13	274.13	274.80
Parziali	0.75	1.75	1.75	0.75	0.27		
Sviluppata Par.	0.75	1.75	1.75	0.75	0.27		
Sviluppata	0.00	-2.54	0.00	0.00	-0.37	-1.75	0.81
Progressiva	0.04	-2.50	0.00	-0.07	0.00	-2.56	
Dislivelli	0.00	-0.08	1.75	4.31	-0.62	2.50	5.06
							5.44

Sezione: 223  
 Progressiva: 2538.526  
 Q. Progetto: 275.105

Scala H 1/200.00  
 Scala V 1/200.00

273.00

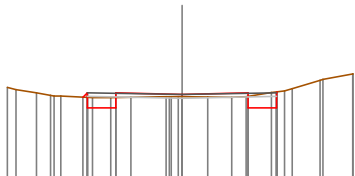


Quote	275.07	274.75	274.75	275.11	274.75	274.75	275.28
Parziali	0.75	1.75	1.75	0.75	0.27		
Sviluppata Par.	0.75	1.75	1.75	0.75	0.27		
Sviluppata	0.00	-2.58	0.00	0.00	-0.30	-1.75	0.81
Progressiva	0.09	-2.50	0.00	-0.08	0.00	-2.62	
Dislivelli	0.00	-0.01	1.75	4.37	-0.50	2.50	5.12
							5.30

Sezione: 224  
 Progressiva: 2540.000  
 Q. Progetto: 275.204

Scala H 1/200.00  
 Scala V 1/200.00

273.00

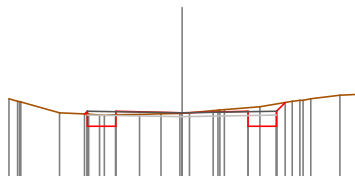


Quote	275.13	274.85	274.85	275.20	274.85	274.85	275.27
Parziali	0.75	1.75	1.75	0.75	0.27		
Sviluppata Par.	0.75	1.75	1.75	0.75	0.27		
Sviluppata	0.00	-2.62	0.00	0.00	-0.10	-1.75	4.42
Progressiva	0.13	-2.50	0.00	-0.06	0.00	-2.67	
Dislivelli	0.00	-0.42	1.75	5.17	-0.42	2.50	5.20
							5.20

Sezione: 225  
 Progressiva: 2550.000  
 Q. Progetto: 275.769

Scala H 1/200.00  
 Scala V 1/200.00

274.00

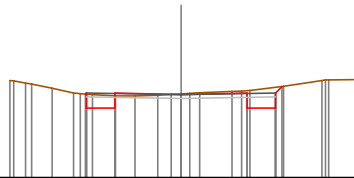


Quote	275.74	275.41	275.41	275.77	275.41	275.41	276.04
Parziali	0.75	1.75	1.75	0.75	0.27		
Sviluppata Par.	0.75	1.75	1.75	0.75	0.27		
Sviluppata	0.00	-2.58	0.00	0.01	-0.09	1.75	4.36
Progressiva	0.08	-2.50	0.00	0.01	-0.59	2.50	5.11
Dislivelli	0.00	-0.30	1.75	5.11	-0.59	2.73	5.43
							5.43

Sezione: 226  
 Progressiva: 2558.065  
 Q. Progetto: 276.191

Scala H 1/200.00  
 Scala V 1/200.00

274.00

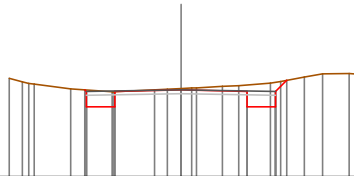


Quote	276.20	276.83	276.83	276.19	276.83	276.83	276.40
Parziali	0.75	1.75	1.75	0.75			
Sviluppata Par.	0.75	1.75	1.75	0.75			
Sviluppata	0.00	-2.53	0.00	0.00	1.75	4.29	5.04
Progressiva	0.03	-2.50	0.00	0.00	1.75	2.50	5.04
Dislivelli	-0.32	-1.75	0.00	-0.02	0.00	2.67	5.28

Sezione: 227  
 Progressiva: 2560.000  
 Q. Progetto: 276.292

Scala H 1/200.00  
 Scala V 1/200.00

274.00

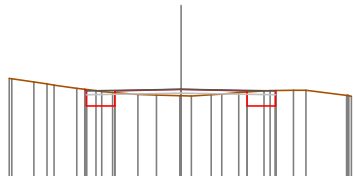


Quote	276.29	276.95	276.95	276.29	276.95	276.95	276.55
Parziali	0.75	1.75	1.75	0.75			
Sviluppata Par.	0.75	1.75	1.75	0.75			
Sviluppata	0.00	-2.54	0.00	0.00	1.75	4.31	5.06
Progressiva	0.04	-2.50	0.00	0.00	1.75	2.80	5.48
Dislivelli	-0.40	-1.75	0.00	-0.03	0.00	2.80	5.48

Sezione: 228  
 Progressiva: 2580.000  
 Q. Progetto: 277.339

Scala H 1/200.00  
 Scala V 1/200.00

275.00

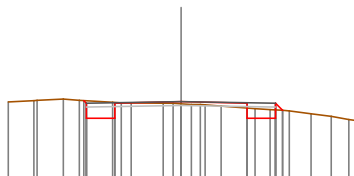


Quote	277.34	278.00	278.00	277.34	278.00	278.00	277.60
Parziali	0.75	1.75	1.75	0.75			
Sviluppata Par.	0.75	1.75	1.75	0.75			
Sviluppata	0.00	-2.54	0.00	0.00	1.75	4.31	5.06
Progressiva	0.04	-2.50	0.00	0.00	1.75	2.50	5.06
Dislivelli	-0.35	-1.75	0.00	-0.18	0.00	2.68	5.36

Sezione: 229  
 Progressiva: 2600.000  
 Q. Progetto: 278.068

Scala H 1/200.00  
 Scala V 1/200.00

276.00

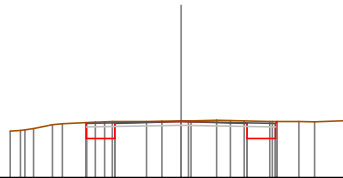


Quote	278.09	278.75	278.75	278.09	278.75	278.75	278.35
Parziali	0.75	1.75	1.75	0.75			
Sviluppata Par.	0.75	1.75	1.75	0.75			
Sviluppata	0.00	-2.57	0.00	0.00	1.75	4.35	5.10
Progressiva	0.07	-2.50	0.00	0.00	1.75	2.68	5.36
Dislivelli	-0.42	-1.75	0.00	0.06	0.00	2.68	5.36

Sezione: 230  
 Progressiva: 2620.000  
 Q. Progetto: 278.477

Scala H 1/200.00  
 Scala V 1/200.00

277.00

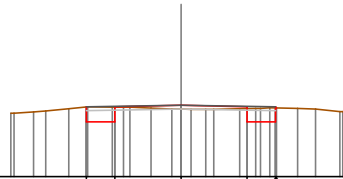


Quote		278.03	278.03	278.46	278.03	278.03	278.46
Parziali		0.75	1.75	1.75	0.75		
Sviluppata Par.		0.75	1.75	1.75	0.75		
Sviluppata		0.00	0.75	2.50	4.25	5.00	5.07
Progressiva		-2.51	-1.75	0.00	1.75	2.50	2.55
Dislivelli		0.00	-0.44	-0.02	-0.06	-0.45	-0.00

Sezione: 231  
 Progressiva: 2640.000  
 Q. Progetto: 278.887

Scala H 1/200.00  
 Scala V 1/200.00

277.00



Quote		278.44	278.44	278.89	278.44	278.44	278.82
Parziali		0.75	1.75	1.75	0.75		
Sviluppata Par.		0.75	1.75	1.75	0.75		
Sviluppata		0.00	0.75	2.50	4.25	5.00	5.04
Progressiva		-2.50	-1.75	0.00	1.75	2.50	2.53
Dislivelli		0.00	-0.39	-0.10	-0.05	-0.37	-0.00

Sezione: 232  
 Progressiva: 2660.000  
 Q. Progetto: 279.297

Scala H 1/200.00  
 Scala V 1/200.00

277.00

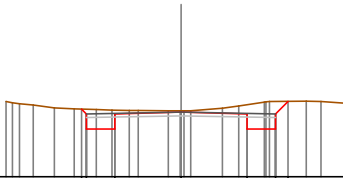


Quote		279.32	279.85	279.30	279.85	279.37	
Parziali		0.75	1.75	1.75	0.75		
Sviluppata Par.		0.75	1.75	1.75	0.75		
Sviluppata		0.00	0.38	2.60	4.35	5.10	5.22
Progressiva		-2.57	-2.50	0.00	1.75	2.50	2.58
Dislivelli		0.00	-0.07	-0.45	-0.00	-0.01	-0.32

Sezione: 233  
 Progressiva: 2680.000  
 Q. Progetto: 279.706

Scala H 1/200.00  
 Scala V 1/200.00

278.00



Quote		279.79	279.36	279.71	279.36	279.90	
Parziali		0.75	1.75	1.75	0.75	0.33	
Sviluppata Par.		0.75	1.75	1.75	0.75	0.33	
Sviluppata		0.00	0.38	2.68	4.43	5.18	5.65
Progressiva		-2.63	-2.50	0.00	1.75	2.50	2.83
Dislivelli		0.00	-0.12	-0.50	-0.04	-0.24	-0.73



Sezione: 234  
 Progressiva: 2700.000  
 Q. Progetto: 280.116

Scala H 1/200.00  
 Scala V 1/200.00

278.00

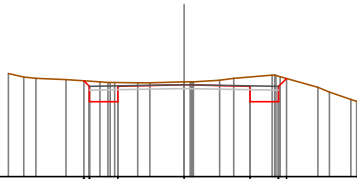


Quote	280.118	279.67	280.12	279.67	280.33
Parziali	0.75	1.75	1.75	0.75	0.38
Sviluppata Par.	0.75	1.75	1.75	0.75	0.38
Sviluppata	0.00	-2.60	0.00	2.65	4.40
Progressiva	-0.10	-2.50	0.38	1.75	5.15
Dislivelli	0.00	-0.48	-1.75	0.00	2.76

Sezione: 235  
 Progressiva: 2720.000  
 Q. Progetto: 280.427

Scala H 1/200.00  
 Scala V 1/200.00

278.00

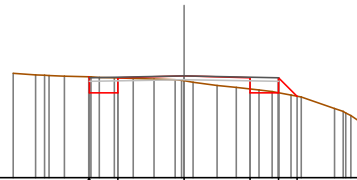


Quote	280.33	279.98	280.43	279.98	280.59
Parziali	0.75	1.75	1.75	0.75	0.31
Sviluppata Par.	0.75	1.75	1.75	0.75	0.31
Sviluppata	0.00	-2.65	0.00	2.71	4.46
Progressiva	-0.14	-2.50	0.36	1.75	5.21
Dislivelli	0.00	-0.50	-1.75	-0.08	2.71

Sezione: 236  
 Progressiva: 2740.000  
 Q. Progetto: 280.688

Scala H 1/200.00  
 Scala V 1/200.00

278.00

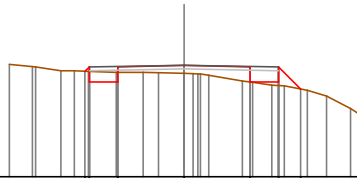


Quote	280.67	280.24	280.69	280.24	280.15
Parziali	0.75	1.75	1.75	0.75	0.49
Sviluppata Par.	0.75	1.75	1.75	0.75	0.49
Sviluppata	0.00	-2.52	0.00	2.53	4.28
Progressiva	-0.02	-2.50	0.98	1.75	5.03
Dislivelli	0.00	-0.39	-1.75	-0.13	2.99

Sezione: 237  
 Progressiva: 2760.000  
 Q. Progetto: 280.950

Scala H 1/200.00  
 Scala V 1/200.00

278.00

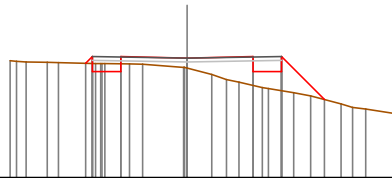


Quote	280.79	280.31	280.86	280.31	280.32
Parziali	0.75	1.75	1.75	0.75	0.58
Sviluppata Par.	0.75	1.75	1.75	0.75	0.58
Sviluppata	0.00	-2.62	0.00	2.67	4.42
Progressiva	0.12	-2.50	0.32	1.75	5.17
Dislivelli	0.00	-0.25	-1.75	0.22	3.08

Sezione: 238  
 Progressiva: 2775.729  
 Q. Progetto: 281.157

Scala H 1/200.00  
 Scala V 1/200.00

278.00

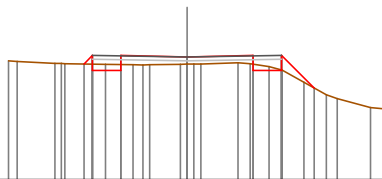


Quote	281.02	280.00	281.16	280.80	280.80	280.05
Parziali	0.75	1.75	1.75	0.75	1.14	
Sviluppata Par.	0.75	1.75	1.75	0.75	1.61	
Sviluppata	0.00	0.26	2.75	4.51	5.26	6.86
Progressiva	2.68	2.50	0.00	1.75	2.50	3.64
Dislivelli	0.00	-0.18	-0.20	0.00	-0.76	-0.51

Sezione: 239  
 Progressiva: 2780.000  
 Q. Progetto: 281.239

Scala H 1/200.00  
 Scala V 1/200.00

278.00

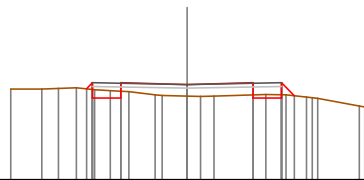


Quote	281.05	280.08	281.24	280.88	280.88	280.42
Parziali	0.75	1.75	1.75	0.75	0.86	
Sviluppata Par.	0.75	1.75	1.75	0.75	1.22	
Sviluppata	0.00	0.23	2.82	4.57	5.32	6.54
Progressiva	2.72	2.50	0.00	1.75	2.50	3.36
Dislivelli	0.00	-0.23	-0.16	0.00	-0.23	-0.02

Sezione: 240  
 Progressiva: 2790.000  
 Q. Progetto: 281.518

Scala H 1/200.00  
 Scala V 1/200.00

279.00

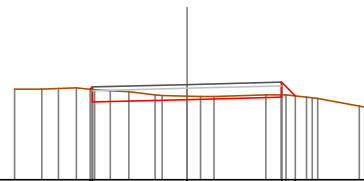


Quote	281.40	281.16	281.52	281.16	281.22	
Parziali	0.75	1.75	1.75	0.75	0.34	
Sviluppata Par.	0.75	1.75	1.75	0.75	0.48	
Sviluppata	0.00	0.38	2.73	4.48	5.23	5.71
Progressiva	2.66	2.50	0.00	1.75	2.50	2.84
Dislivelli	0.00	-0.18	-0.17	0.00	-0.32	-0.08

Sezione: 240  
 Progressiva: 2790.000  
 Q. Progetto: 281.518

Scala H 1/200.00  
 Scala V 1/200.00

279.00

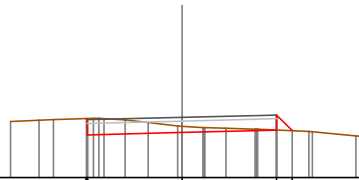


Quote	281.39	281.06	281.12	281.18	281.22	
Parziali	2.50	2.50	0.36			
Sviluppata Par.	2.50	2.50	0.51			
Sviluppata	0.00	0.09	2.59	5.09	5.60	
Progressiva	2.56	2.50	0.00	2.50	2.86	
Dislivelli	0.00	-0.07	-0.09	0.00	-0.07	0.00

Sezione: 241  
 Progressiva: 2792.542  
 Q. Progetto: 281.590

Scala H 1/200.00  
 Scala V 1/200.00

280.00

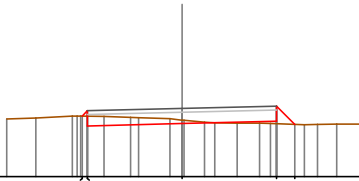


Quote	281.96 281.13	281.19	281.25 281.14
Parziali	2.50	2.50	0.41
Sviluppata Par.	2.50	2.50	0.58
Sviluppata	0.00   -2.53   0.00 -0.03   -2.50   0.04	0.00   2.55	0.05   5.05 -0.58   5.63
Progressiva	-0.00   -2.53   0.00	0.00	2.50   5.05
Dislivelli	0.00   -0.03   -2.50   0.04	-0.16   0.00   2.55	-0.00   -0.58   5.05   5.63

Sezione: 242  
 Progressiva: 2800.000  
 Q. Progetto: 281.802

Scala H 1/200.00  
 Scala V 1/200.00

280.00

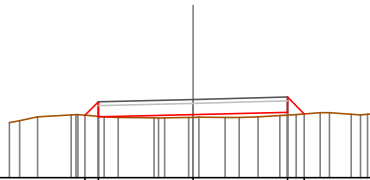


Quote	281.60 281.34	281.40	281.46 281.38
Parziali	2.50	2.50	0.48
Sviluppata Par.	2.50	2.50	0.68
Sviluppata	0.00   -2.64   0.00 0.14   -2.50   0.20	0.00   2.70	0.20   5.20 0.68   5.88
Progressiva	0.00   -2.64   0.00	0.00	2.50   5.20
Dislivelli	0.00   0.14   -2.50   0.20	-0.09   0.00   2.70	0.07   -0.00   0.68   5.88

Sezione: 243  
 Progressiva: 2809.356  
 Q. Progetto: 282.068

Scala H 1/200.00  
 Scala V 1/200.00

280.00

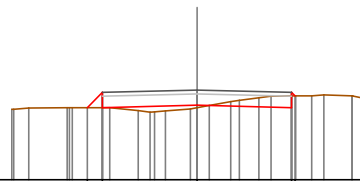


Quote	281.65 281.51	281.57	281.73 281.69
Parziali	0.36   2.50	2.50	0.44
Sviluppata Par.	0.50   2.50	2.50	0.63
Sviluppata	0.00   -2.86   0.00 -0.38   -2.50   0.50	0.00   3.00	0.50   6.13 0.63   6.13
Progressiva	0.00   -2.86   0.00	0.00	2.50   6.13
Dislivelli	0.00   -0.38   -2.50   0.50	-0.07   0.00   3.00	0.07   -0.00   0.63   6.13

Sezione: 244  
 Progressiva: 2820.000  
 Q. Progetto: 282.370

Scala H 1/200.00  
 Scala V 1/200.00

280.00

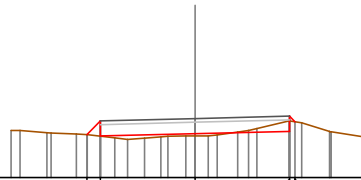


Quote	281.51 281.51	281.57	281.61 282.22
Parziali	0.40   2.50	2.50	0.44
Sviluppata Par.	0.57   2.50	2.50	0.63
Sviluppata	0.00   -2.90   0.00 0.40   -2.50   0.57	0.00   3.07	0.57   5.70 0.63   5.70
Progressiva	0.00   -2.90   0.00	0.00	2.50   5.70
Dislivelli	0.00   0.40   -2.50   0.57	0.07   0.00   3.07	-0.31   -0.00   0.63   5.70

Sezione: 245  
 Progressiva: 2826.190  
 Q. Progetto: 282.560

Scala H 1/200.00  
 Scala V 1/200.00

281.00

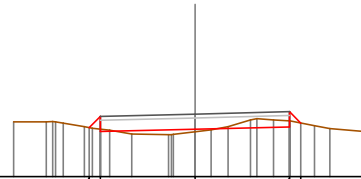


Quote	282.14 282.10	282.16	282.22 282.47
Parziali	0.36 2.50	2.50	
Sviluppata Par.	0.51 2.50	2.50	
Sviluppata	0.00 -2.86 -2.50 0.51	3.01	5.51 5.72
Progressiva		0.00	2.50 2.65
Dislivelli	0.00 -0.40	0.06	-0.28 0.00

Sezione: 246  
 Progressiva: 2828.611  
 Q. Progetto: 282.652

Scala H 1/200.00  
 Scala V 1/200.00

281.00

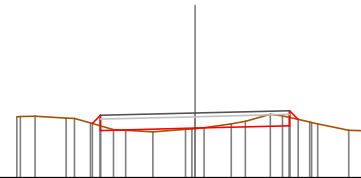


Quote	282.29 282.19	282.25	282.31 282.42
Parziali	0.30 2.50	2.50	
Sviluppata Par.	0.42 2.50	2.50	
Sviluppata	0.00 -2.80 -2.50 0.42	2.92	5.42 5.85
Progressiva		0.00	2.50 2.80
Dislivelli	0.00 -0.34	-0.07	-0.16 0.00

Sezione: 247  
 Progressiva: 2830.000  
 Q. Progetto: 282.711

Scala H 1/200.00  
 Scala V 1/200.00

281.00

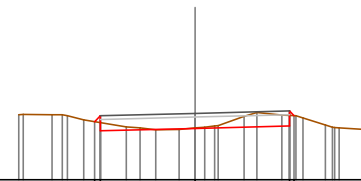


Quote	282.43 282.25	282.31	282.37 282.54
Parziali	0.30 2.50	2.50	
Sviluppata Par.	0.31 2.50	2.50	
Sviluppata	0.00 -2.72 -2.50 0.31	2.81	5.31 5.64
Progressiva		0.00	2.50 2.73
Dislivelli	0.00 -0.28	0.02	-0.22 0.00

Sezione: 248  
 Progressiva: 2831.032  
 Q. Progetto: 282.757

Scala H 1/200.00  
 Scala V 1/200.00

281.00

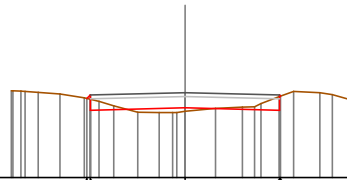


Quote	282.34 282.29	282.36	282.42 282.70
Parziali		2.50	2.50
Sviluppata Par.		2.50	
Sviluppata	0.00 -2.66 -2.50 0.22	2.72	5.23 5.40
Progressiva		0.00	2.50 2.62
Dislivelli	0.00 -0.18	-0.01	-0.28 0.00

Sezione: 249  
 Progressiva: 2840.000  
 Q. Progetto: 283.242

Scala H 1/200.00  
 Scala V 1/200.00

281.00

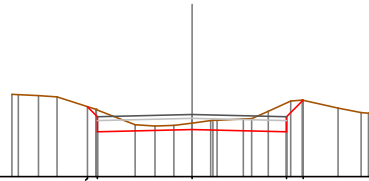


Quote	283.09	282.78	282.84	282.78	283.15
Parziali		2.50	2.50		
Sviluppata Par.		2.50	2.50		
Sviluppata	0.00	-2.59	0.00	2.63	-5.13
Progressiva	0.00	-2.50	0.13	0.00	2.53
Dislivelli	0.00	-0.11	0.09	-0.36	0.00

Sezione: 250  
 Progressiva: 2860.000  
 Q. Progetto: 284.644

Scala H 1/200.00  
 Scala V 1/200.00

283.00

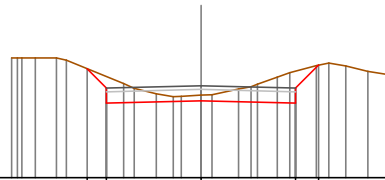


Quote	284.85	284.18	284.04	284.18	285.02
Parziali		0.37	2.50	2.50	0.44
Sviluppata Par.		0.38	2.50	2.50	0.62
Sviluppata	0.00	-2.77	0.00	2.88	-5.38
Progressiva	0.00	-2.50	0.38	0.00	2.94
Dislivelli	0.00	-0.18	-0.17	-0.76	-0.00

Sezione: 251  
 Progressiva: 2880.000  
 Q. Progetto: 286.433

Scala H 1/200.00  
 Scala V 1/200.00

284.00

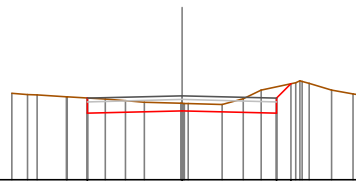


Quote	286.88	286.57	286.03	286.57	286.98
Parziali		0.51	2.50	2.50	0.61
Sviluppata Par.		0.72	2.50	2.50	0.86
Sviluppata	0.00	-3.01	0.00	3.22	-5.72
Progressiva	0.00	-2.50	0.72	0.00	3.11
Dislivelli	0.00	-0.30	-0.15	-0.85	0.00

Sezione: 252  
 Progressiva: 2900.000  
 Q. Progetto: 288.223

Scala H 1/200.00  
 Scala V 1/200.00

286.00

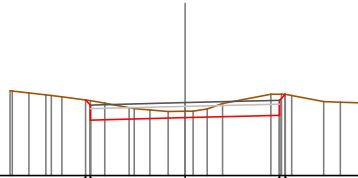


Quote	287.76	287.52	287.52	287.76	288.24
Parziali		2.50	2.50	0.38	
Sviluppata Par.		2.50	2.50	0.54	
Sviluppata	0.00	-2.50	0.00	5.00	-5.54
Progressiva	-0.00	-2.50	0.00	2.50	2.88
Dislivelli	-0.00	-0.20	-0.70	0.00	0.00

Sezione: 253  
 Progressiva: 2907.887  
 Q. Progetto: 288.928

Scala H 1/200.00  
 Scala V 1/200.00

287.00

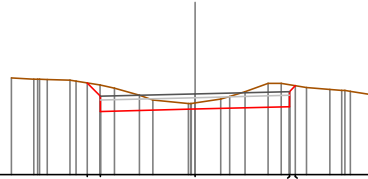


Quote	2909.00 2908.47	2908.53	2908.59 2908.15
Parziali	2.50	2.50	
Sviluppata Par.	2.50	2.50	
Sviluppata	0.00 ↓ 2.63 ↓ 0.00 -0.11 ↑ 2.50 ↑ 0.19	0.00 ↑ 2.69	2.50 ↓ 5.19 -0.00 ↑ 2.66 ↑ 5.41
Progressiva			
Dislivelli			

Sezione: 254  
 Progressiva: 2910.182  
 Q. Progetto: 289.134

Scala H 1/200.00  
 Scala V 1/200.00

287.00

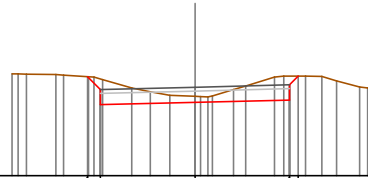


Quote	2909.42 2908.97	2908.73	2908.80 2908.35
Parziali	2.50	2.50	
Sviluppata Par.	2.50	2.50	
Sviluppata	0.00 ↓ 2.85 ↓ 0.00 -0.30 ↑ 2.50 ↑ 0.50	0.00 ↑ 3.00	2.50 ↓ 5.50 0.00 ↑ 2.65 ↑ 5.72
Progressiva			
Dislivelli			

Sezione: 255  
 Progressiva: 2912.478  
 Q. Progetto: 289.339

Scala H 1/200.00  
 Scala V 1/200.00

287.00

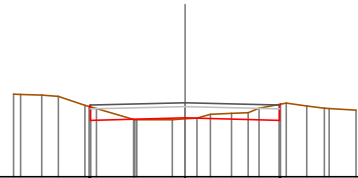


Quote	2909.02 2908.68	2908.94	2909.00 2908.64
Parziali	2.50	2.50	
Sviluppata Par.	2.50	2.50	
Sviluppata	0.00 ↓ 2.84 ↓ 0.00 -0.28 ↑ 2.50 ↑ 0.48	0.00 ↑ 2.98	2.50 ↓ 5.49 -0.00 ↑ 2.73 ↑ 5.82
Progressiva			
Dislivelli			

Sezione: 256  
 Progressiva: 2920.000  
 Q. Progetto: 289.956

Scala H 1/200.00  
 Scala V 1/200.00

288.00

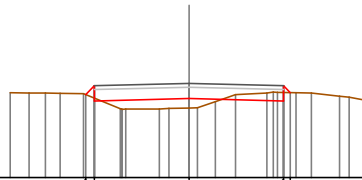


Quote	2919.96 2919.49	2919.56	2919.69 2919.02
Parziali	2.50	2.50	
Sviluppata Par.	2.50	2.50	
Sviluppata	0.00 ↓ 2.54 ↓ 0.00 0.05 ↑ 2.50 ↑ 0.05	0.00 ↑ 2.55	2.50 ↓ 5.05 -0.00 ↑ 2.53 ↑ 5.09
Progressiva			
Dislivelli			

Sezione: 257  
 Progressiva: 2940.000  
 Q. Progetto: 291.488

Scala H 1/200.00  
 Scala V 1/200.00

289.00

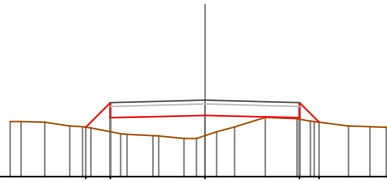


Quote		291.19	291.03	291.09	291.03	291.25
Parziali		0.25	2.50	2.50	0.00	
Sviluppata Par.		0.33	2.50	2.50	0.00	
Sviluppata		0.00	0.33	2.83	5.33	5.59
Progressiva		-2.73	-2.50	0.00	2.50	2.68
Dislivelli		0.00	-0.33	0.25	-0.23	0.00

Sezione: 258  
 Progressiva: 2960.000  
 Q. Progetto: 293.020

Scala H 1/200.00  
 Scala V 1/200.00

291.00

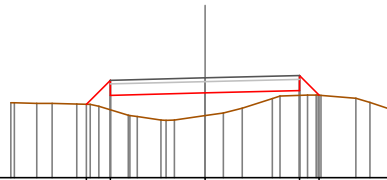


Quote		292.31	292.06	292.02	292.06	292.44
Parziali		0.65	2.50	2.50	0.52	
Sviluppata Par.		0.92	2.50	2.50	0.74	
Sviluppata		0.00	0.92	3.42	5.92	6.66
Progressiva		-3.15	-2.50	0.00	2.50	3.02
Dislivelli		0.00	-0.77	-0.54	0.04	-0.00

Sezione: 259  
 Progressiva: 2968.097  
 Q. Progetto: 293.640

Scala H 1/200.00  
 Scala V 1/200.00

291.00

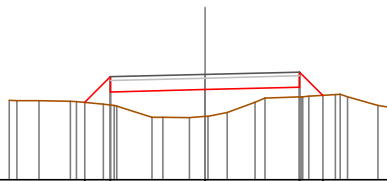


Quote		292.94	292.18	292.04	292.00	292.18
Parziali		0.64	2.50	2.50	0.52	
Sviluppata Par.		0.90	2.50	2.50	0.73	
Sviluppata		0.00	0.90	3.40	5.90	6.64
Progressiva		-3.14	-2.50	0.00	2.50	3.02
Dislivelli		-0.00	-0.78	-0.60	0.13	-0.00

Sezione: 260  
 Progressiva: 2970.000  
 Q. Progetto: 293.786

Scala H 1/200.00  
 Scala V 1/200.00

291.00

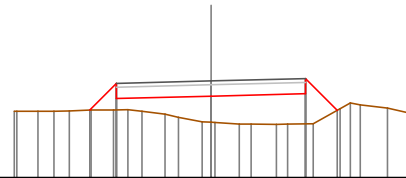


Quote		293.05	293.02	293.09	293.05	293.23
Parziali		0.68	2.50	2.50	0.62	
Sviluppata Par.		0.96	2.50	2.50	0.87	
Sviluppata		0.00	0.96	3.46	5.96	6.83
Progressiva		-3.18	-2.50	0.00	2.50	3.12
Dislivelli		-0.00	-0.75	0.71	0.26	0.00

Sezione: 261  
 Progressiva: 2980.000  
 Q. Progetto: 294.552

Scala H 1/200.00  
 Scala V 1/200.00

292.00

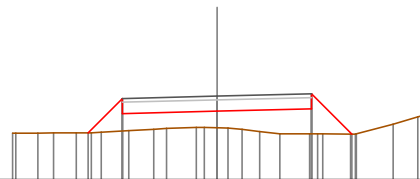


Quote		293.79	294.09	294.15	294.21	293.79
Parziali		0.70	2.50	2.50	0.84	
Sviluppata Par.		0.99	2.50	2.50	1.18	
Sviluppata		0.00 + 3.20 + 0.00	-0.99	3.50	6.00	7.18
Progressiva		-0.70	-2.50	0.00	2.50	3.34
Dislivelli		0.00	0.70	0.69	0.79	0.00

Sezione: 262  
 Progressiva: 2988.551  
 Q. Progetto: 295.207

Scala H 1/200.00  
 Scala V 1/200.00

293.00

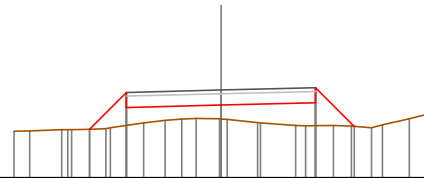


Quote		294.24	294.74	294.81	294.87	294.21
Parziali		0.91	2.50	2.50	1.06	
Sviluppata Par.		1.28	2.50	2.50	1.51	
Sviluppata		0.00 + 3.41 + 0.00	1.28	3.78	6.28	7.79
Progressiva		-0.00	-3.41	0.00	2.50	3.56
Dislivelli		0.00	0.86	0.44	0.66	0.00

Sezione: 263  
 Progressiva: 2990.000  
 Q. Progetto: 295.318

Scala H 1/200.00  
 Scala V 1/200.00

293.00

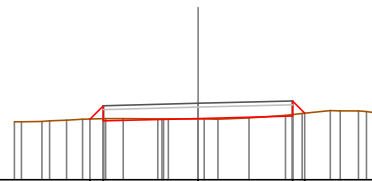


Quote		294.28	294.86	294.92	294.98	294.36
Parziali		0.98	2.50	2.50	1.02	
Sviluppata Par.		1.38	2.50	2.50	1.45	
Sviluppata		0.00 + 3.48 + 0.00	1.38	3.88	6.38	7.83
Progressiva		-0.00	-3.48	0.00	2.50	3.52
Dislivelli		0.00	0.88	0.37	0.60	0.00

Sezione: 264  
 Progressiva: 3000.000  
 Q. Progetto: 296.021

Scala H 1/200.00  
 Scala V 1/200.00

294.00



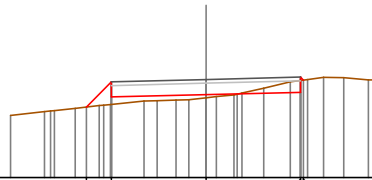
Quote		295.60	295.96	295.62	295.68	295.76
Parziali		0.35	2.50	2.50	0.32	
Sviluppata Par.		0.50	2.50	2.50	0.46	
Sviluppata		0.00 + 2.85 + 0.00	0.50	3.00	5.50	5.96
Progressiva		-0.00	-2.85	0.00	2.50	2.82
Dislivelli		0.00	0.35	0.01	-0.04	-0.00



Sezione: 265  
 Progressiva: 3009.005  
 Q. Progetto: 296.593

Scala H 1/200.00  
 Scala V 1/200.00

294.00

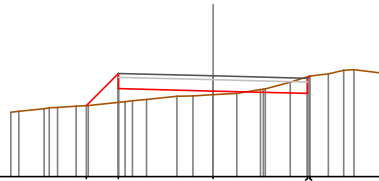


Quote		296.86	296.13	296.19	296.26	296.95
Parziali		0.67	2.50	2.50		
Sviluppata Par.		0.94	2.50	2.50		
Sviluppata		0.00	0.94	3.44	5.94	6.06
Progressiva		-0.00	-2.50	0.00	2.50	2.58
Dislivelli		-0.60		-0.09	-0.31	0.00

Sezione: 266  
 Progressiva: 3010.000  
 Q. Progetto: 296.664

Scala H 1/200.00  
 Scala V 1/200.00

294.00

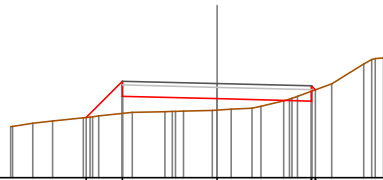


Quote		296.88	296.33	296.26	296.20	296.95
Parziali		0.85	2.50	2.50		
Sviluppata Par.		1.20	2.50	2.50		
Sviluppata		0.00	1.20	3.70	6.20	6.29
Progressiva		-0.00	-2.50	0.00	2.50	2.56
Dislivelli		-0.76		-0.10	-0.44	0.00

Sezione: 267  
 Progressiva: 3020.000  
 Q. Progetto: 297.489

Scala H 1/200.00  
 Scala V 1/200.00

295.00

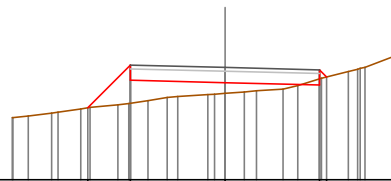


Quote		296.99	297.15	297.09	297.03	297.92
Parziali		0.96	2.50	2.50		
Sviluppata Par.		1.36	2.50	2.50		
Sviluppata		0.00	1.36	3.86	6.36	6.51
Progressiva		-0.00	-2.50	0.00	2.50	2.60
Dislivelli		-0.85		-0.30	-0.26	0.00

Sezione: 268  
 Progressiva: 3024.917  
 Q. Progetto: 297.969

Scala H 1/200.00  
 Scala V 1/200.00

295.00

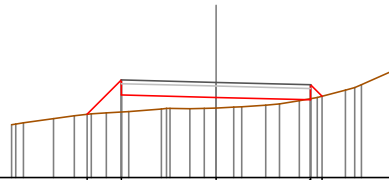


Quote		296.90	297.03	297.07	297.51	297.72
Parziali		1.13	2.50	2.50		
Sviluppata Par.		1.60	2.50	2.50		
Sviluppata		0.00	1.60	4.10	6.60	6.86
Progressiva		-0.00	-2.50	0.00	2.50	2.69
Dislivelli		-1.01		0.29	-0.16	0.00

Sezione: 269  
 Progressiva: 3030.000  
 Q. Progetto: 298.518

Scala H 1/200.00  
 Scala V 1/200.00

296.00

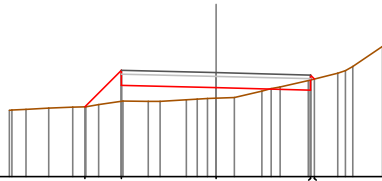


Quote	297.67	298.18	298.12	298.06	298.15
Parziali	0.91	2.50	2.50	0.31	
Sviluppata Par.	1.28	2.50	2.50	0.43	
Sviluppata	0.00	1.28	3.78	6.28	6.72
Progressiva	-3.41	-2.50	0.00	2.50	2.81
Dislivelli	-0.00	-0.85	-0.28	-0.03	0.00

Sezione: 270  
 Progressiva: 3040.000  
 Q. Progetto: 299.750

Scala H 1/200.00  
 Scala V 1/200.00

297.00

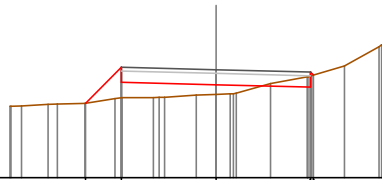


Quote	298.85	299.41	299.35	299.29	299.88
Parziali	0.97	2.50	2.50		
Sviluppata Par.	1.37	2.50	2.50		
Sviluppata	0.00	1.37	3.87	6.37	6.52
Progressiva	-3.47	-2.50	0.00	2.50	2.61
Dislivelli	0.00	-0.82	-0.28	-0.27	0.00

Sezione: 271  
 Progressiva: 3040.802  
 Q. Progetto: 299.857

Scala H 1/200.00  
 Scala V 1/200.00

297.00

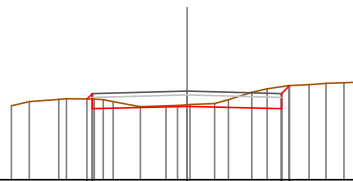


Quote	298.97	299.52	299.46	299.39	299.71
Parziali	0.95	2.50	2.50		
Sviluppata Par.	1.35	2.50	2.50		
Sviluppata	0.00	1.35	3.85	6.35	6.46
Progressiva	-3.45	-2.50	0.00	2.50	2.58
Dislivelli	0.00	-0.80	-0.26	-0.30	0.00

Sezione: 272  
 Progressiva: 3060.000  
 Q. Progetto: 302.342

Scala H 1/200.00  
 Scala V 1/200.00

300.00

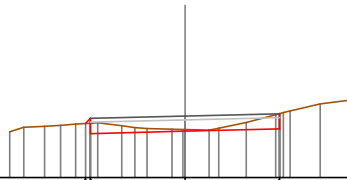


Quote	302.14	301.88	301.14	301.88	302.49
Parziali		2.50	2.50		
Sviluppata Par.		2.50	2.50		
Sviluppata	0.00	0.20	2.70	5.20	5.50
Progressiva	-2.64	-2.50	0.00	2.50	2.71
Dislivelli	-0.00	-0.14	-0.04	-0.58	-0.00

Sezione: 273  
 Progressiva: 3062.575  
 Q. Progetto: 302.624

Scala H 1/200.00  
 Scala V 1/200.00

301.00

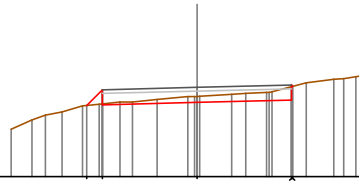


Quote	302.43	302.16	302.22	302.29
Parziali		2.50	2.50	
Sviluppata Par.		2.50	2.50	
Sviluppata	0.00	0.00	2.69	5.19
Progressiva	-2.63	-2.50	0.00	2.50
Dislivelli	-0.00	-0.12	-0.05	-0.40

Sezione: 274  
 Progressiva: 3070.000  
 Q. Progetto: 303.360

Scala H 1/200.00  
 Scala V 1/200.00

301.00

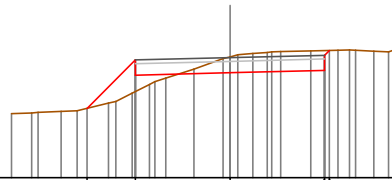


Quote	302.08	302.00	302.06	302.02	302.09
Parziali		0.42	2.50	2.50	
Sviluppata Par.		0.59	2.50	2.50	
Sviluppata	0.00	0.00	3.09	5.59	5.64
Progressiva	-2.92	-2.50	0.00	2.50	2.53
Dislivelli	-0.00	-0.38	-0.16	-0.36	0.00

Sezione: 275  
 Progressiva: 3080.000  
 Q. Progetto: 304.175

Scala H 1/200.00  
 Scala V 1/200.00

301.00

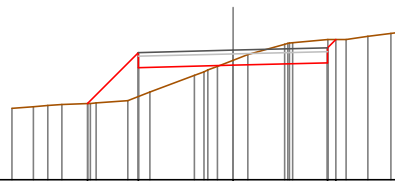


Quote	302.23	302.01	302.07	302.04	302.06
Parziali		1.28	2.50	2.50	
Sviluppata Par.		1.81	2.50	2.50	
Sviluppata	0.00	0.00	4.31	6.81	6.99
Progressiva	-3.78	-2.50	0.00	2.50	2.62
Dislivelli	0.00	-0.83	-0.42	-0.52	0.00

Sezione: 276  
 Progressiva: 3083.738  
 Q. Progetto: 304.427

Scala H 1/200.00  
 Scala V 1/200.00

301.00

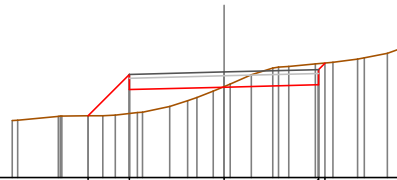


Quote	303.01	302.66	304.03	304.09	304.11
Parziali		1.35	2.50	2.50	
Sviluppata Par.		1.91	2.50	2.50	
Sviluppata	0.00	0.00	4.41	6.91	7.22
Progressiva	-3.85	-2.50	0.00	2.50	2.72
Dislivelli	0.00	-1.16	-0.13	-0.62	0.00

Sezione: 277  
 Progressiva: 3090.000  
 Q. Progetto: 304.790

Scala H 1/200.00  
 Scala V 1/200.00

302.00

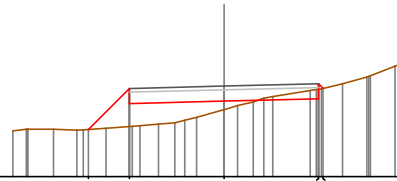


Quote	303.83	304.33	304.39	304.46	305.03
Parziali	1.10	2.50	2.50	0.07	
Sviluppata Par.	1.55	2.50	2.50	0.08	
Sviluppata	0.00	+3.60	+1.55	0.00	+6.55
Progressiva	-3.60	-2.50	0.00	2.50	2.67
Dislivelli	0.00	+1.03	-0.01	-0.56	0.00

Sezione: 278  
 Progressiva: 3100.000  
 Q. Progetto: 305.394

Scala H 1/200.00  
 Scala V 1/200.00

303.00

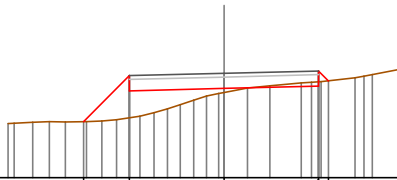


Quote	304.24	304.50	304.59	305.06	305.33
Parziali	1.09	2.50	2.50	0.07	
Sviluppata Par.	1.54	2.50	2.50	0.08	
Sviluppata	0.00	+3.59	+1.54	0.00	+6.54
Progressiva	-3.59	-2.50	0.00	2.50	2.62
Dislivelli	0.00	+1.01	-0.22	-0.25	0.00

Sezione: 279  
 Progressiva: 3104.900  
 Q. Progetto: 305.761

Scala H 1/200.00  
 Scala V 1/200.00

303.00

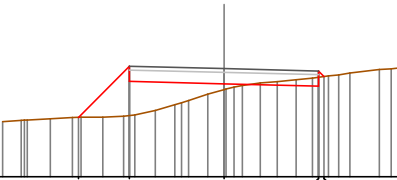


Quote	304.48	305.20	305.36	305.42	305.96
Parziali	1.21	2.50	2.50	0.06	
Sviluppata Par.	1.72	2.50	2.50	0.07	
Sviluppata	0.00	+3.71	+1.72	0.00	+6.72
Progressiva	-3.71	-2.50	0.00	2.50	2.76
Dislivelli	0.00	+1.11	-0.11	-0.11	0.00

Sezione: 280  
 Progressiva: 3106.122  
 Q. Progetto: 305.860

Scala H 1/200.00  
 Scala V 1/200.00

303.00

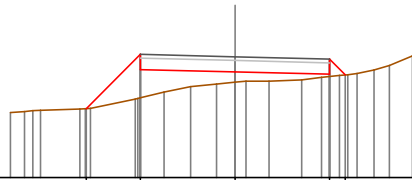


Quote	304.57	305.52	305.46	305.40	305.95
Parziali	1.35	2.50	2.50	0.06	
Sviluppata Par.	1.91	2.50	2.50	0.07	
Sviluppata	0.00	+3.85	+1.91	0.00	+6.91
Progressiva	-3.85	-2.50	0.00	2.50	2.64
Dislivelli	0.00	+1.30	0.16	-0.24	0.00

Sezione: 281  
 Progressiva: 3110.000  
 Q. Progetto: 306.194

Scala H 1/200.00  
 Scala V 1/200.00

303.00

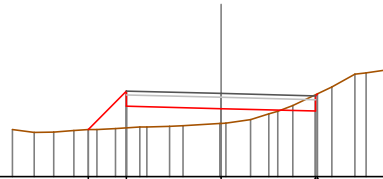


Quote		304.82	305.86	305.79	305.73	305.71
Parziali		1.44	2.50	2.50	0.42	
Sviluppata Par.		2.03	2.50	2.50	0.59	
Sviluppata		0.00	2.03	4.53	7.03	7.62
Progressiva		-3.94	-2.50	0.00	2.50	2.92
Dislivelli		-0.00	1.15	0.27	0.06	0.00

Sezione: 282  
 Progressiva: 3120.000  
 Q. Progetto: 307.197

Scala H 1/200.00  
 Scala V 1/200.00

305.00

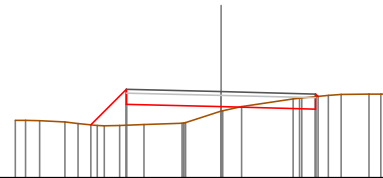


Quote		306.24	306.86	306.80	306.73	307.19
Parziali		1.01	2.50	2.50		
Sviluppata Par.		1.43	2.50	2.50		
Sviluppata		0.00	1.43	3.94	6.44	6.51
Progressiva		-3.51	-2.50	0.00	2.50	2.55
Dislivelli		0.00	0.97	0.39	-0.43	0.00

Sezione: 283  
 Progressiva: 3129.028  
 Q. Progetto: 308.276

Scala H 1/200.00  
 Scala V 1/200.00

306.00

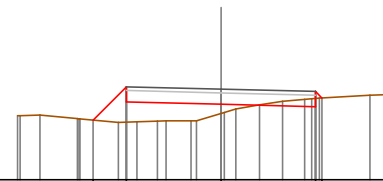


Quote		307.40	307.94	307.98	307.81	308.15
Parziali		0.94	2.50	2.50		
Sviluppata Par.		1.33	2.50	2.50		
Sviluppata		0.00	1.33	3.83	6.33	6.42
Progressiva		-3.44	-2.50	0.00	2.50	2.57
Dislivelli		0.00	0.95	0.12	-0.33	0.00

Sezione: 284  
 Progressiva: 3130.000  
 Q. Progetto: 308.397

Scala H 1/200.00  
 Scala V 1/200.00

306.00



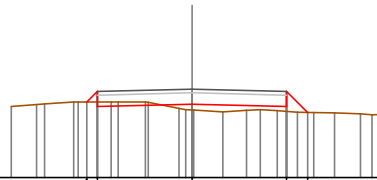
Quote		307.28	306.06	306.00	307.60	308.16
Parziali		0.88	2.50	2.50		
Sviluppata Par.		1.25	2.50	2.50		
Sviluppata		0.00	1.25	3.75	6.25	6.49
Progressiva		-3.38	-2.50	0.00	2.50	2.67
Dislivelli		-0.00	0.93	0.25	-0.22	-0.00



Sezione: 289  
 Progressiva: 3180.000  
 Q. Progetto: 312.339

Scala H 1/200.00  
 Scala V 1/200.00

310.00

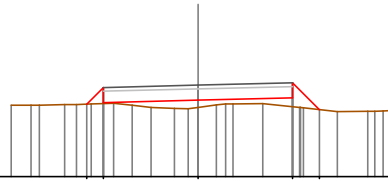


Quote	312.00 311.88	311.94	311.88 311.72
Parziali	0.38	2.50	2.50 0.56
Sviluppata Par.	0.38	2.50	2.50 0.79
Sviluppata	0.00 -2.78 -2.50	0.39	2.90 5.40 6.19
Progressiva	0.00 -2.78 -2.50	0.00	2.50 3.06 6.19
Dislivelli	0.00 -0.28	0.15	0.13 -0.00

Sezione: 290  
 Progressiva: 3199.239  
 Q. Progetto: 313.420

Scala H 1/200.00  
 Scala V 1/200.00

311.00

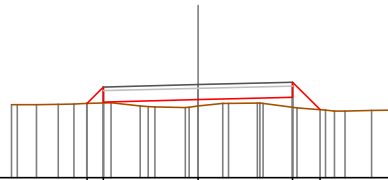


Quote	312.92 312.96	313.02	313.08 312.77
Parziali	0.44	2.50	2.50 0.71
Sviluppata Par.	0.62	2.50	2.50 1.01
Sviluppata	0.00 -2.94 -2.50	0.62	3.12 5.62 6.63
Progressiva	0.00 -2.94 -2.50	0.00	2.50 3.21 6.63
Dislivelli	0.00 -0.43	0.19	0.23 0.00

Sezione: 291  
 Progressiva: 3200.000  
 Q. Progetto: 313.462

Scala H 1/200.00  
 Scala V 1/200.00

311.00

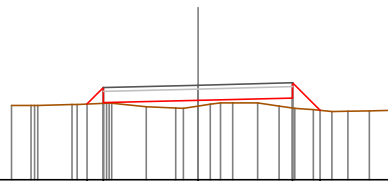


Quote	312.96 313.00	313.06	313.12 312.80
Parziali	0.44	2.50	2.50 0.73
Sviluppata Par.	0.62	2.50	2.50 1.03
Sviluppata	0.00 -2.94 -2.50	0.62	3.12 5.62 6.65
Progressiva	0.00 -2.94 -2.50	0.00	2.50 3.23 6.65
Dislivelli	0.00 -0.42	0.17	0.26 -0.00

Sezione: 292  
 Progressiva: 3200.660  
 Q. Progetto: 313.499

Scala H 1/200.00  
 Scala V 1/200.00

311.00

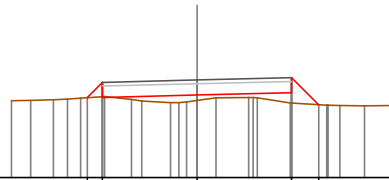


Quote	313.01 313.04	313.10	313.16 312.84
Parziali	0.43	2.50	2.50 0.73
Sviluppata Par.	0.61	2.50	2.50 1.03
Sviluppata	0.00 -2.93 -2.50	0.61	3.11 5.61 6.64
Progressiva	0.00 -2.93 -2.50	0.00	2.50 3.23 6.64
Dislivelli	0.00 -0.41	0.15	0.26 -0.00

Sezione: 293  
 Progressiva: 3202.080  
 Q. Progetto: 313.579

Scala H 1/200.00  
 Scala V 1/200.00

311.00

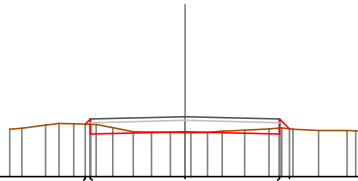


Quote	313.11	313.12	313.16	313.24	313.28
Parziali	0.40	2.50	2.50	0.72	
Sviluppata Par.	0.57	2.50	2.50	1.01	
Sviluppata	0.00	0.00	3.07	5.57	6.59
Progressiva	-2.90	-2.50	0.00	2.50	3.22
Dislivelli	0.00	-0.38	0.14	0.27	-0.00

Sezione: 294  
 Progressiva: 3220.000  
 Q. Progetto: 314.586

Scala H 1/200.00  
 Scala V 1/200.00

313.00

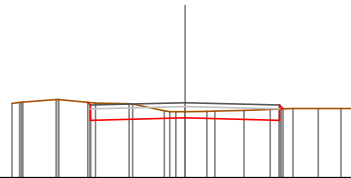


Quote	314.09	314.12	314.19	314.12	314.26
Parziali		2.50	2.50	0.28	
Sviluppata Par.		2.50	2.50	0.27	
Sviluppata	0.00	0.00	2.69	5.19	5.56
Progressiva	-2.64	-2.50	0.00	2.50	2.76
Dislivelli	-0.00	0.14	-0.03	-0.16	-0.00

Sezione: 295  
 Progressiva: 3240.000  
 Q. Progetto: 315.982

Scala H 1/200.00  
 Scala V 1/200.00

314.00

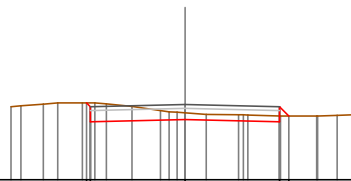


Quote	315.09	315.02	315.08	315.02	315.02
Parziali		2.50	2.50		
Sviluppata Par.		2.50	2.50		
Sviluppata	0.00	0.00	2.60	5.11	5.24
Progressiva	-2.57	-2.50	0.00	2.50	2.60
Dislivelli	0.00	-0.07	-0.17	-0.30	-0.00

Sezione: 296  
 Progressiva: 3260.000  
 Q. Progetto: 317.992

Scala H 1/200.00  
 Scala V 1/200.00

316.00



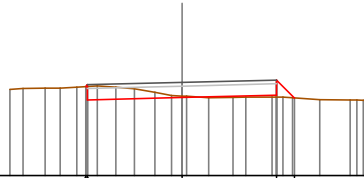
Quote	316.04	317.03	317.09	317.03	317.09
Parziali		2.50	2.50	0.52	
Sviluppata Par.		2.50	2.50	0.34	
Sviluppata	0.00	0.00	2.65	5.15	5.50
Progressiva	-2.61	-2.50	0.00	2.50	2.74
Dislivelli	-0.00	-0.11	-0.18	-0.16	0.00



Sezione: 297  
 Progressiva: 3276.891  
 Q. Progetto: 319.463

Scala H 1/200.00  
 Scala V 1/200.00

317.00

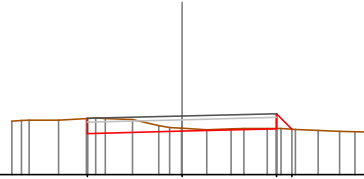


Quote		319.35 319.00	319.06	319.15 319.08
Parziali		2.50	2.50	0.48
Sviluppata Par.		2.50	2.50	0.67
Sviluppata		0.00   -2.55   0.00 0.07	2.57	5.07   0.67   5.75
Progressiva		-2.50   0.00   -2.50	0.00	2.50   2.98   5.48
Dislivelli		0.00   0.05   -0.04	-0.04	0.05   0.00   -0.00

Sezione: 298  
 Progressiva: 3278.140  
 Q. Progetto: 319.549

Scala H 1/200.00  
 Scala V 1/200.00

318.00

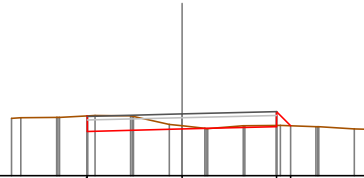


Quote		319.09	319.15	319.21 319.20
Parziali		2.50	2.50	0.41
Sviluppata Par.		2.50	2.50	0.59
Sviluppata		0.00	2.50	5.00   0.59   5.59
Progressiva		-2.50   0.00   -2.50	0.00	2.50   2.91   5.41
Dislivelli		0.00   -0.07   -0.01	-0.07	0.00   0.00   -0.00

Sezione: 299  
 Progressiva: 3279.389  
 Q. Progetto: 319.632

Scala H 1/200.00  
 Scala V 1/200.00

318.00

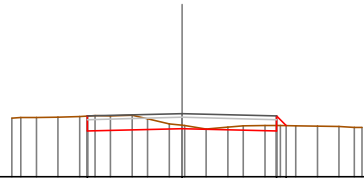


Quote		319.17	319.23	319.29 319.22
Parziali		2.50	2.50	0.38
Sviluppata Par.		2.50	2.50	0.53
Sviluppata		0.00	2.50	5.00   0.53   5.53
Progressiva		-2.51   0.00   -2.51	0.00	2.50   2.88   5.38
Dislivelli		0.00   -0.08   -0.03	-0.08	0.00   0.00   -0.00

Sezione: 300  
 Progressiva: 3280.000  
 Q. Progetto: 319.671

Scala H 1/200.00  
 Scala V 1/200.00

318.00

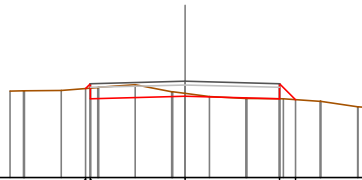


Quote		319.21	319.27	319.31 319.26
Parziali		2.50	2.50	0.36
Sviluppata Par.		2.50	2.50	0.36
Sviluppata		0.00	2.50	5.00   0.36   5.37
Progressiva		-2.50   0.00   -2.50	0.00	2.50   2.76   5.26
Dislivelli		0.00   -0.09   -0.15	-0.09	-0.00   -0.00   -0.00

Sezione: 301  
 Progressiva: 3300.000  
 Q. Progetto: 320.546

Scala H 1/200.00  
 Scala V 1/200.00

318.00

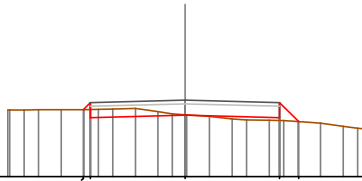


Quote	3300.05 3300.08	3301.15	3302.06 3302.06
Parziali	2.50	2.50	0.42
Sviluppata Par.	2.50	2.50	0.60
Sviluppata	0.00 -2.63 0.18	0.00 2.68	5.18 -5.78
Progressiva	-0.00 -2.63 -2.50	0.00	2.50 -2.92
Dislivelli	-0.12	-0.08	0.00

Sezione: 302  
 Progressiva: 3320.000  
 Q. Progetto: 321.021

Scala H 1/200.00  
 Scala V 1/200.00

319.00

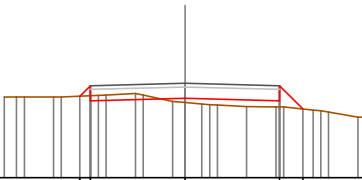


Quote	3320.77 3320.96	3321.02	3322.06 3322.06
Parziali	2.50	2.50	0.51
Sviluppata Par.	2.50	2.50	0.72
Sviluppata	0.00 -2.69 0.27	0.00 2.77	5.27 -5.99
Progressiva	0.00 -2.69 -2.50	0.00	2.50 3.01
Dislivelli	-0.19	-0.01	-0.08

Sezione: 303  
 Progressiva: 3340.000  
 Q. Progetto: 321.496

Scala H 1/200.00  
 Scala V 1/200.00

319.00

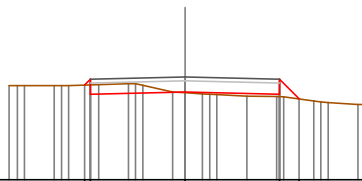


Quote	3341.15 3341.03	3342.10	3343.03 3343.02
Parziali	2.50	2.50	0.62
Sviluppata Par.	2.50	2.50	0.87
Sviluppata	0.00 -2.78 0.39	0.00 2.90	5.40 -6.27
Progressiva	0.00 -2.78 -2.50	0.00	2.50 3.12
Dislivelli	-0.27	-0.11	0.16

Sezione: 304  
 Progressiva: 3360.000  
 Q. Progetto: 321.720

Scala H 1/200.00  
 Scala V 1/200.00

319.00

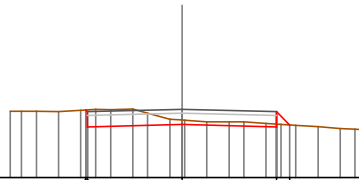


Quote	3361.50 3361.26	3362.02	3363.06 3363.14
Parziali	2.50	2.50	0.52
Sviluppata Par.	2.50	2.50	0.73
Sviluppata	0.00 -2.65 0.22	0.00 2.72	5.22 -5.95
Progressiva	0.00 -2.65 -2.50	0.00	2.50 3.02
Dislivelli	-0.15	0.02	0.06

Sezione: 305  
 Progressiva: 3380.000  
 Q. Progetto: 321.802

Scala H 1/200.00  
 Scala V 1/200.00

320.00

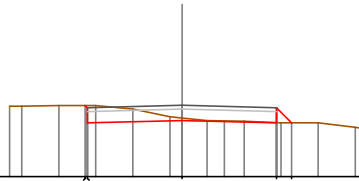


Quote	321.78 321.84	321.40	321.84 321.80
Parziali	2.50	2.50	0.35
Sviluppata Par.	2.50	2.50	0.50
Sviluppata	0.00   2.55   0.00 -0.05   2.50   0.06	0.00   2.56	0.07   2.50   5.07 0.00   2.89   5.56
Progressiva			
Dislivelli			

Sezione: 306  
 Progressiva: 3400.000  
 Q. Progetto: 321.884

Scala H 1/200.00  
 Scala V 1/200.00

320.00

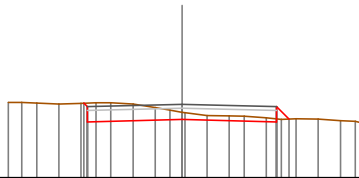


Quote	321.88 321.42	321.48	321.42 321.42
Parziali	2.50	2.50	0.40
Sviluppata Par.	2.50	2.50	0.56
Sviluppata	0.00   2.56   0.00 -0.06   2.50   0.08	0.00   2.58	0.08   2.50   5.08 0.00   2.90   5.04
Progressiva			
Dislivelli			

Sezione: 307  
 Progressiva: 3420.000  
 Q. Progetto: 321.939

Scala H 1/200.00  
 Scala V 1/200.00

320.00

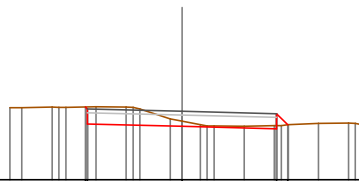


Quote	321.97 321.48	321.54	321.48 321.95
Parziali	2.50	2.50	0.35
Sviluppata Par.	2.50	2.50	0.47
Sviluppata	0.00   2.59   0.00 -0.10   2.50   0.13	0.00   2.63	0.13   2.50   5.13 0.00   2.83   5.60
Progressiva			
Dislivelli			

Sezione: 308  
 Progressiva: 3428.612  
 Q. Progetto: 321.810

Scala H 1/200.00  
 Scala V 1/200.00

320.00

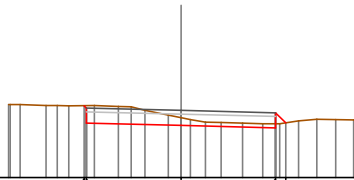


Quote	321.82 321.47	321.41	321.45 321.45
Parziali	2.50	2.50	0.30
Sviluppata Par.	2.50	2.50	0.42
Sviluppata	0.00   2.55   0.00 -0.05   2.50   0.07	0.00   2.57	0.07   2.50   5.07 0.00   2.80   5.49
Progressiva			
Dislivelli			

Sezione: 309  
 Progressiva: 3430.000  
 Q. Progetto: 321.776

Scala H 1/200.00  
 Scala V 1/200.00

320.00

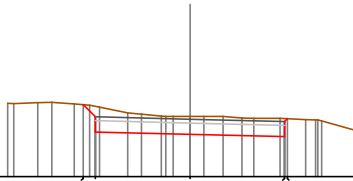


Quote	321.90	321.44	321.38	321.31	321.44
Parziali		2.50	2.50	0.27	
Sviluppata Par.		2.50	2.50	0.38	
Sviluppata	0.00	-2.56	0.00	2.59	5.09
Progressiva	-0.00	-2.56	0.00	2.50	5.47
Dislivelli	-0.06	-2.50	0.09	-0.11	2.77

Sezione: 310  
 Progressiva: 3440.000  
 Q. Progetto: 321.517

Scala H 1/200.00  
 Scala V 1/200.00

320.00

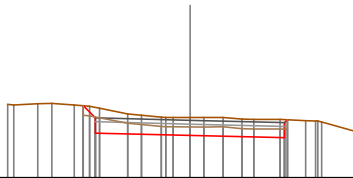


Quote	321.90	321.18	321.12	321.05	321.03
Parziali		0.32	2.50	2.50	
Sviluppata Par.		0.46	2.50	2.50	
Sviluppata	0.00	-0.46	0.00	2.96	5.46
Progressiva	-0.00	-2.82	-2.50	0.00	5.57
Dislivelli	0.00	-0.28	-2.50	-0.48	2.58

Sezione: 310  
 Progressiva: 3440.000  
 Q. Progetto: 321.517

Scala H 1/200.00  
 Scala V 1/200.00

320.00

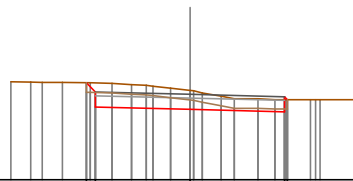


Quote	321.90	321.18	321.12	321.05	321.03
Parziali		0.32	2.50	2.50	
Sviluppata Par.		0.46	2.50	2.50	
Sviluppata	0.00	-0.46	0.00	2.96	5.46
Progressiva	-0.00	-2.82	-2.50	0.00	5.57
Dislivelli	0.00	-0.28	-2.50	-0.48	2.58

Sezione: 311  
 Progressiva: 3450.000  
 Q. Progetto: 321.259

Scala H 1/200.00  
 Scala V 1/200.00

319.00

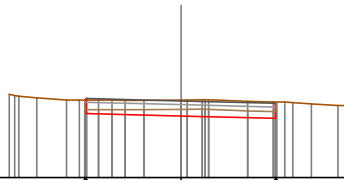


Quote	321.66	320.02	320.06	320.00	321.12
Parziali		0.34	2.50	2.50	
Sviluppata Par.		0.34	2.50	2.50	
Sviluppata	0.00	-0.34	0.00	2.84	5.34
Progressiva	-0.00	-2.74	-2.50	0.00	5.46
Dislivelli	-0.00	-0.24	-2.50	-0.32	2.58

Sezione: 312  
 Progressiva: 3459.136  
 Q. Progetto: 321.026

Scala H 1/200.00  
 Scala V 1/200.00

319.00

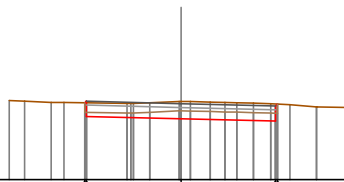


Quote	321.04 320.99	320.03	320.96 320.99
Parziali	2.50	2.50	
Sviluppata Par.	2.50	2.50	
Sviluppata	0.00 -2.54 0.06	2.56	5.06 -5.11
Progressiva	-0.00 0.04	-0.42	0.00 -0.43 -0.00
Dislivelli			

Sezione: 313  
 Progressiva: 3460.000  
 Q. Progetto: 321.007

Scala H 1/200.00  
 Scala V 1/200.00

319.00

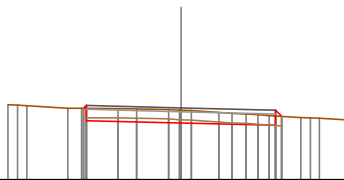


Quote	321.03 320.97	320.61	320.94 321.00
Parziali	2.50	2.50	
Sviluppata Par.	2.50	2.50	
Sviluppata	0.00 -2.54 0.06	2.56	5.06 -5.14
Progressiva	0.00 0.04	-0.46	0.00 -0.46 -0.00
Dislivelli			

Sezione: 314  
 Progressiva: 3470.000  
 Q. Progetto: 320.898

Scala H 1/200.00  
 Scala V 1/200.00

319.00

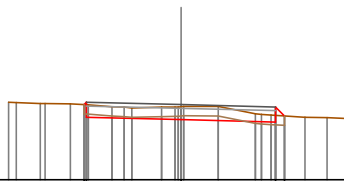


Quote	320.98 320.96	320.50	320.44 320.97
Parziali	2.50	2.50	
Sviluppata Par.	2.50	2.50	
Sviluppata	0.00 -2.58 0.11	2.61	5.11 -5.34
Progressiva	0.00 0.08	-0.34	0.00 -0.25 -0.00
Dislivelli			

Sezione: 315  
 Progressiva: 3480.000  
 Q. Progetto: 320.988

Scala H 1/200.00  
 Scala V 1/200.00

319.00

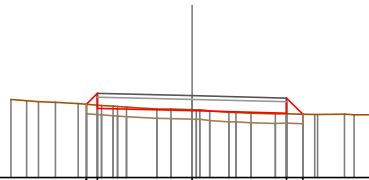


Quote	320.99 320.95	320.59	320.03 320.99
Parziali	2.50	2.50	
Sviluppata Par.	2.50	2.50	
Sviluppata	0.00 -2.56 0.09	2.59	5.09 -5.43
Progressiva	0.00 0.07	-0.35	0.00 -0.18 -0.00
Dislivelli			

Sezione: 316  
 Progressiva: 3489.661  
 Q. Progetto: 321.165

Scala H 1/200.00  
 Scala V 1/200.00

319.00

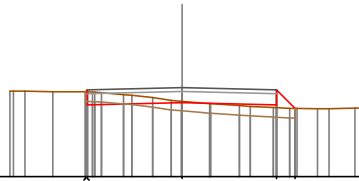


Quote	320.04 320.03	320.77	320.70 320.67
Parziali	0.29 2.50	2.50	0.43
Sviluppata Par.	0.41 2.50	2.50	0.61
Sviluppata	0.00 0.41	2.91	5.41 6.02
Progressiva	-2.79 -2.50	0.00	2.50 2.93
Dislivelli	0.00 -0.31	-0.03	0.02 -0.00

Sezione: 317  
 Progressiva: 3500.000  
 Q. Progetto: 321.355

Scala H 1/200.00  
 Scala V 1/200.00

319.00

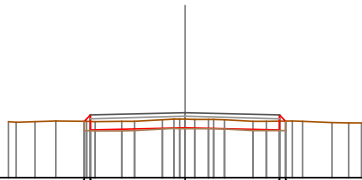


Quote	321.24 320.89	320.86	320.89 320.80
Parziali	2.50 2.50	2.50	0.49
Sviluppata Par.	2.50 2.50	2.50	0.70
Sviluppata	0.00 0.07	2.57	5.07 5.77
Progressiva	-2.55 -2.50	0.00	2.50 2.99
Dislivelli	-0.00 -0.05	-0.03	0.07 -0.00

Sezione: 318  
 Progressiva: 3520.000  
 Q. Progetto: 321.722

Scala H 1/200.00  
 Scala V 1/200.00

320.00

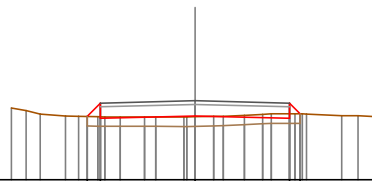


Quote	321.49 321.26	321.52	321.26 321.06
Parziali	2.50 2.50	2.50	0.49
Sviluppata Par.	2.50 2.50	2.50	0.70
Sviluppata	0.00 0.24	2.74	5.24 5.47
Progressiva	-2.67 -2.50	0.00	2.50 2.67
Dislivelli	0.00 -0.17	-0.23	-0.23 0.00

Sezione: 319  
 Progressiva: 3540.000  
 Q. Progetto: 322.089

Scala H 1/200.00  
 Scala V 1/200.00

320.00



Quote	321.67 321.03	321.09	321.03 321.74
Parziali	0.35 2.50	2.50	0.28
Sviluppata Par.	0.50 2.50	2.50	0.00
Sviluppata	0.00 0.50	3.00	5.50 5.90
Progressiva	-2.85 -2.50	0.00	2.50 2.78
Dislivelli	0.00 -0.36	0.02	-0.12 -0.00

Sezione: 320  
 Progressiva: 3560.000  
 Q. Progetto: 322.456

Scala H 1/200.00  
 Scala V 1/200.00

320.00  


Quote	322.00 321.99	322.06	321.99 321.87
Parziali	0.40	2.50	2.50
Sviluppata Par.	0.56	2.50	2.50
Sviluppata	0.00 -2.90 +0.00	3.06	5.57 +0.00 +6.30
Progressiva	-2.90 +2.50	0.00	2.50 +3.02
Dislivelli	0.00 -0.39	0.02	0.10 -0.00

Sezione: 321  
 Progressiva: 3564.224  
 Q. Progetto: 322.534

Scala H 1/200.00  
 Scala V 1/200.00

320.00  


Quote	322.13 322.07	322.13	322.20 322.04
Parziali	0.24	2.50	2.50
Sviluppata Par.	0.48	2.50	2.50
Sviluppata	0.00 -2.84 +0.00	2.98	5.48 +0.00 +6.27
Progressiva	-2.84 +2.50	0.00	2.50 +3.06
Dislivelli	0.00 -0.33	-0.00	0.11 -0.00

Sezione: 322  
 Progressiva: 3565.058  
 Q. Progetto: 322.549

Scala H 1/200.00  
 Scala V 1/200.00

320.00  


Quote	322.15 322.09	322.15	322.21 322.05
Parziali	0.24	2.50	2.50
Sviluppata Par.	0.48	2.50	2.50
Sviluppata	0.00 -2.84 +0.00	2.98	5.48 +0.00 +6.28
Progressiva	-2.84 +2.50	0.00	2.50 +3.06
Dislivelli	0.00 -0.34	-0.00	0.13 -0.00

Sezione: 323  
 Progressiva: 3565.893  
 Q. Progetto: 322.564

Scala H 1/200.00  
 Scala V 1/200.00

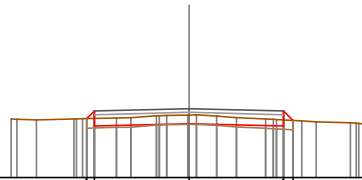
320.00  


Quote	322.16 322.10	322.16	322.23 322.02
Parziali	0.35	2.50	2.50
Sviluppata Par.	0.49	2.50	2.50
Sviluppata	0.00 -2.85 +0.00	2.99	5.49 +0.00 +6.35
Progressiva	-2.85 +2.50	0.00	2.50 +3.11
Dislivelli	0.00 -0.35	-0.01	0.16 -0.00

Sezione: 324  
 Progressiva: 3580.000  
 Q. Progetto: 322.823

Scala H 1/200.00  
 Scala V 1/200.00

321.00

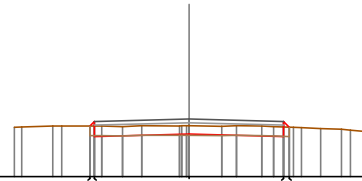


Quote	322.96 322.96	322.42	322.96 322.91
Parziali	2.50	2.50	
Sviluppata Par.	2.50	2.50	
Sviluppata	0.00 0.29	2.79	5.29 5.65
Progressiva	-2.71 -2.50	0.00	2.50 2.75
Dislivelli	0.00 -0.20	-0.23	-0.16 0.00

Sezione: 325  
 Progressiva: 3600.000  
 Q. Progetto: 323.521

Scala H 1/200.00  
 Scala V 1/200.00

322.00

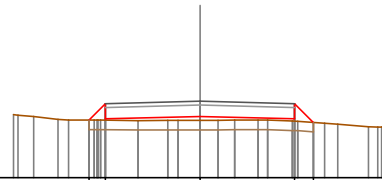


Quote	323.94 323.96	323.12	323.96 323.91
Parziali	2.50	2.50	
Sviluppata Par.	2.50	2.50	
Sviluppata	0.00 0.17	2.67	5.17 5.39
Progressiva	-2.62 -2.50	0.00	2.50 2.65
Dislivelli	-0.00 -0.12	-0.22	-0.25 0.00

Sezione: 326  
 Progressiva: 3620.000  
 Q. Progetto: 325.020

Scala H 1/200.00  
 Scala V 1/200.00

323.00

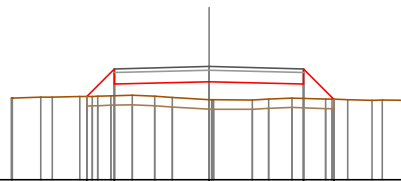


Quote	324.92 324.96	324.02	324.96 324.46
Parziali	0.43	2.50	2.50 0.50
Sviluppata Par.	0.61	2.50	0.70
Sviluppata	0.00 0.61	3.11	5.62 6.32
Progressiva	-2.93 -2.50	0.00	2.50 3.00
Dislivelli	0.00 -0.44	-0.11	0.06 -0.00

Sezione: 327  
 Progressiva: 3640.000  
 Q. Progetto: 326.995

Scala H 1/200.00  
 Scala V 1/200.00

324.00



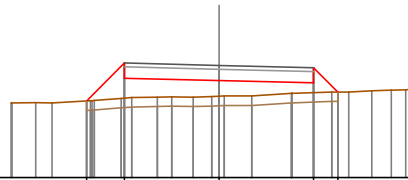
Quote	326.20 326.03	326.09	326.03 326.15
Parziali	0.73	2.50	2.50 0.80
Sviluppata Par.	1.03	2.50	1.14
Sviluppata	0.00 1.03	3.53	6.04 7.17
Progressiva	-3.23 -2.50	0.00	2.50 3.30
Dislivelli	0.00 -0.71	0.47	0.38 0.00



Sezione: 328  
 Progressiva: 3649.799  
 Q. Progetto: 327.964

Scala H 1/200.00  
 Scala V 1/200.00

325.00

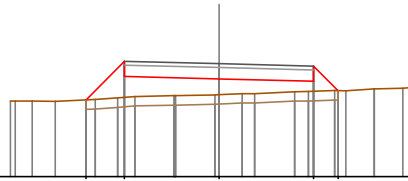


Quote	327.02	327.03	327.06	327.06	327.06
Parziali	1.00	2.50	2.50	0.64	
Sviluppata Par.	1.42	2.50	2.50	0.91	
Sviluppata	0.00	1.42	3.92	6.42	7.33
Progressiva	-3.50	-2.50	0.00	2.50	-3.14
Dislivelli	0.00	-0.93	0.42	0.26	0.00

Sezione: 329  
 Progressiva: 3650.000  
 Q. Progetto: 327.984

Scala H 1/200.00  
 Scala V 1/200.00

325.00

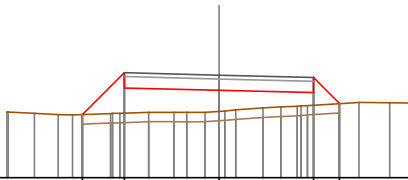


Quote	327.03	327.06	327.06	327.06	327.07
Parziali	1.02	2.50	2.50	0.65	
Sviluppata Par.	1.44	2.50	2.50	0.92	
Sviluppata	0.00	1.44	3.94	6.45	7.36
Progressiva	-3.52	-2.50	0.00	2.50	-3.15
Dislivelli	0.00	-0.95	0.42	0.27	0.00

Sezione: 330  
 Progressiva: 3657.371  
 Q. Progetto: 328.711

Scala H 1/200.00  
 Scala V 1/200.00

326.00

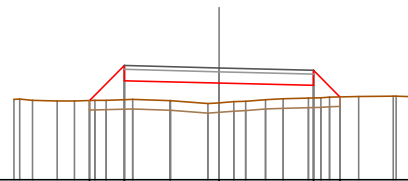


Quote	327.67	328.37	328.31	328.25	327.96
Parziali	1.11	2.50	2.50	0.69	
Sviluppata Par.	1.57	2.50	2.50	0.97	
Sviluppata	0.00	1.57	4.07	6.57	7.54
Progressiva	-3.61	-2.50	0.00	2.50	-3.19
Dislivelli	0.00	-1.07	0.56	0.33	0.00

Sezione: 331  
 Progressiva: 3660.000  
 Q. Progetto: 328.957

Scala H 1/200.00  
 Scala V 1/200.00

326.00

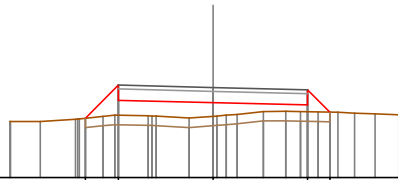


Quote	328.09	328.02	328.06	328.09	328.19
Parziali	0.93	2.50	2.50	0.71	
Sviluppata Par.	1.31	2.50	2.50	1.00	
Sviluppata	0.00	1.31	3.81	6.31	7.31
Progressiva	-3.43	-2.50	0.00	2.50	-3.21
Dislivelli	0.00	-0.90	0.52	0.33	-0.00

Sezione: 332  
 Progressiva: 3664.944  
 Q. Progetto: 329.380

Scala H 1/200.00  
 Scala V 1/200.00

327.00

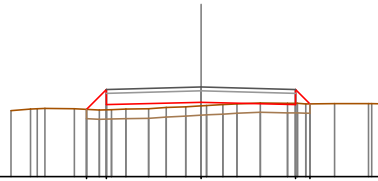


Quote	326.57	326.04	326.06	326.02	326.73
Parziali	0.88	2.50	2.50	0.59	
Sviluppata Par.	1.24	2.50	2.50	0.84	
Sviluppata	0.00	1.24	3.74	6.24	7.08
Progressiva	-3.38	-2.50	0.00	2.50	3.09
Dislivelli	0.00	-0.80	-0.36	-0.18	0.00

Sezione: 333  
 Progressiva: 3680.000  
 Q. Progetto: 330.367

Scala H 1/200.00  
 Scala V 1/200.00

328.00

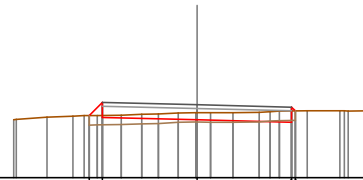


Quote	328.78	328.00	328.07	328.05	328.02
Parziali	0.52	2.50	2.50	0.38	
Sviluppata Par.	0.74	2.50	2.50	0.54	
Sviluppata	0.00	0.74	3.24	5.74	6.28
Progressiva	-3.02	-2.50	0.00	2.50	2.88
Dislivelli	0.00	-0.54	-0.10	-0.03	0.00

Sezione: 334  
 Progressiva: 3696.740  
 Q. Progetto: 330.929

Scala H 1/200.00  
 Scala V 1/200.00

329.00

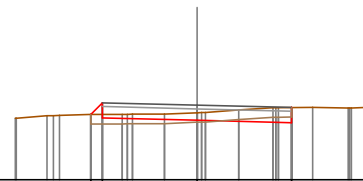


Quote	330.64	330.09	330.03	330.47	330.77
Parziali	0.35	2.50	2.50		
Sviluppata Par.	0.50	2.50	2.50		
Sviluppata	0.00	0.50	3.00	5.50	5.64
Progressiva	-2.85	-2.50	0.00	2.50	2.60
Dislivelli	-0.30	-0.34	-0.19	-0.30	0.00

Sezione: 335  
 Progressiva: 3700.000  
 Q. Progetto: 330.973

Scala H 1/200.00  
 Scala V 1/200.00

329.00

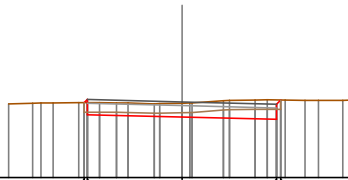


Quote	330.73	330.04	330.07	330.51
Parziali	0.31	2.50	2.50	
Sviluppata Par.	0.44	2.50	2.50	
Sviluppata	0.00	0.44	2.94	5.44
Progressiva	-2.81	-2.50	0.00	2.50
Dislivelli	0.00	-0.31	-0.20	-0.39

Sezione: 336  
 Progressiva: 3710.000  
 Q. Progetto: 331.000

Scala H 1/200.00  
 Scala V 1/200.00

329.00

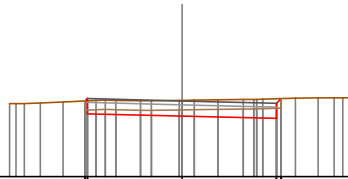


Quote	330.98 330.96	330.00	330.94 331.05
Parziali	2.50	2.50	
Sviluppata Par.	2.50	2.50	
Sviluppata	0.00 ↓ 2.58 ↓ 0.00 0.08 ↑ 2.50 ↑ 0.12	0.00 ↓ 2.62	0.00 ↓ 5.12 ↓ 5.28
Progressiva	-0.00 ↓ 2.58 ↓ 0.00 0.08 ↑ 2.50 ↑ 0.12	-0.37 ↑ 0.00 ↑ 2.62	-0.51 ↓ 2.50 ↓ 5.12 0.00 ↑ 2.61 ↑ 5.28
Dislivelli			

Sezione: 337  
 Progressiva: 3715.494  
 Q. Progetto: 331.000

Scala H 1/200.00  
 Scala V 1/200.00

329.00

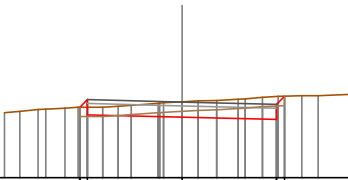


Quote	331.00 330.96	330.00	330.94 331.05
Parziali	2.50	2.50	
Sviluppata Par.	2.50	2.50	
Sviluppata	0.00 ↓ 2.56 ↓ 0.00 0.06 ↑ 2.50 ↑ 0.08	0.00 ↓ 2.58	0.00 ↓ 5.09 ↓ 5.26
Progressiva	-0.00 ↓ 2.56 ↓ 0.00 0.06 ↑ 2.50 ↑ 0.08	-0.41 ↑ 0.00 ↑ 2.58	-0.52 ↓ 2.50 ↓ 5.09 0.00 ↑ 2.62 ↑ 5.26
Dislivelli			

Sezione: 338  
 Progressiva: 3720.000  
 Q. Progetto: 331.000

Scala H 1/200.00  
 Scala V 1/200.00

329.00

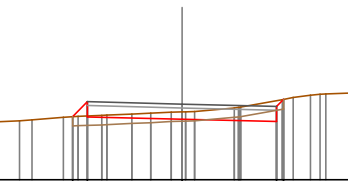


Quote	330.96 330.96	330.00	330.94 331.15
Parziali	2.50	2.50	
Sviluppata Par.	2.50	2.50	
Sviluppata	0.00 ↓ 2.70 ↓ 0.00 0.28 ↑ 2.50 ↑ 0.28	0.00 ↓ 2.78	0.00 ↓ 5.28 ↓ 5.59
Progressiva	-0.00 ↓ 2.70 ↓ 0.00 0.28 ↑ 2.50 ↑ 0.28	-0.41 ↑ 0.00 ↑ 2.78	-0.61 ↓ 2.50 ↓ 5.28 -0.00 ↑ 2.72 ↑ 5.59
Dislivelli			

Sezione: 339  
 Progressiva: 3728.858  
 Q. Progetto: 331.000

Scala H 1/200.00  
 Scala V 1/200.00

329.00



Quote	330.67 330.66	330.00	330.94 331.12
Parziali	2.50	2.50	
Sviluppata Par.	2.50	2.50	
Sviluppata	0.00 ↓ 2.89 ↓ 0.00 0.37 ↑ 2.50 ↑ 0.56	0.00 ↓ 3.06	0.00 ↓ 5.56 ↓ 5.82
Progressiva	-0.00 ↓ 2.89 ↓ 0.00 0.37 ↑ 2.50 ↑ 0.56	-0.19 ↑ 0.00 ↑ 3.06	-0.55 ↓ 2.50 ↓ 5.56 -0.00 ↑ 2.68 ↑ 5.82
Dislivelli			

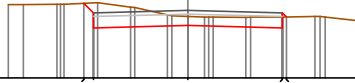
**SEZIONI TRASVERSALI**  
**Profilo longitudinale tratto 11-12**  
**Viabilità di impianto postazione aerogeneratore**  
**WTG06**

<b>DISEGNI DI RIFERIMENTO</b>	
<b>TAVOLA</b>	<b>DESCRIZIONE</b>
WGG-TC8	Viabilità e piazzole - Planimetria di progetto-Fase di cantiere
WGG-TC11-e	Profili longitudinali viabilità di impianto

Sezione: 2  
 Progressiva: 20.000  
 Q. Progetto: 321.781

Scala H 1/200.00  
 Scala V 1/200.00

320.00

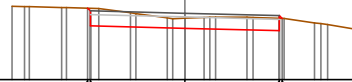


Quote	321.97 321.36	321.36	321.95 321.61
Parziali	2.50	2.50	
Sviluppata Par.	2.50	2.50	
Sviluppata	0.00 0.36	2.86	5.36 5.51
Progressiva	0.00 -2.75 -2.50	0.00	2.50 2.61
Dislivelli	0.00 -0.26	-0.24	-0.29 -0.00

Sezione: 3  
 Progressiva: 37.680  
 Q. Progetto: 321.755

Scala H 1/200.00  
 Scala V 1/200.00

320.00

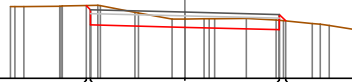


Quote	321.89 321.42	321.36	321.29 321.61
Parziali	2.50	2.50	
Sviluppata Par.	2.50	2.50	
Sviluppata	0.00 0.10	2.60	5.10 5.21
Progressiva	0.00 -2.57 -2.50	0.00	2.50 2.58
Dislivelli	-0.00 -0.07	-0.27	-0.32 0.00

Sezione: 4  
 Progressiva: 39.368  
 Q. Progetto: 321.753

Scala H 1/200.00  
 Scala V 1/200.00

320.00



Quote	321.93 321.42	321.36	321.29 321.52
Parziali	2.50	2.50	
Sviluppata Par.	2.50	2.50	
Sviluppata	0.00 0.16	2.66	5.16 5.39
Progressiva	0.00 -2.61 -2.50	0.00	2.50 2.67
Dislivelli	0.00 -0.11	-0.22	-0.25 0.00

Sezione: 5  
 Progressiva: 40.000  
 Q. Progetto: 321.752

Scala H 1/200.00  
 Scala V 1/200.00

320.00

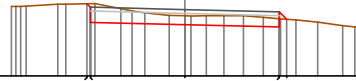


Quote	321.93 321.41	321.36	321.29 321.52
Parziali	2.50	2.50	
Sviluppata Par.	2.50	2.50	
Sviluppata	0.00 0.16	2.66	5.16 5.41
Progressiva	0.00 -2.61 -2.50	0.00	2.50 2.67
Dislivelli	-0.00 -0.11	-0.22	-0.24 -0.00

Sezione: 6  
 Progressiva: 41.055  
 Q. Progetto: 321.750

Scala H 1/200.00  
 Scala V 1/200.00

320.00

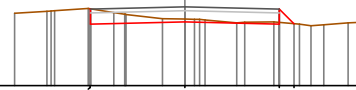


Quote	321.90	321.41	321.95	321.25	321.45
Parziali		2.50		2.50	
Sviluppata Par.		2.50		2.50	
Sviluppata	0.00	0.13	2.63	5.13	5.41
Progressiva	-0.00	-2.50	0.00	-2.50	0.00
Dislivelli	-0.09	-2.50	-0.24	-0.22	0.00

Sezione: 7  
 Progressiva: 60.000  
 Q. Progetto: 322.085

Scala H 1/200.00  
 Scala V 1/200.00

320.00



Quote	321.62	321.68	321.62	321.63
Parziali		2.50		2.50
Sviluppata Par.		2.50		2.50
Sviluppata	0.00	2.50	5.00	5.55
Progressiva	-0.00	-2.51	0.00	-2.50
Dislivelli	-0.00	-2.51	-0.07	-0.05

Sezione: 8  
 Progressiva: 80.000  
 Q. Progetto: 322.984

Scala H 1/200.00  
 Scala V 1/200.00

321.00

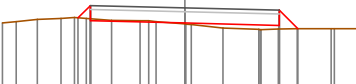


Quote	322.69	322.02	322.08	322.02	322.48
Parziali		2.50		2.50	
Sviluppata Par.		2.50		2.50	
Sviluppata	0.00	0.33	2.83	5.34	5.97
Progressiva	-2.74	-2.50	0.00	-2.50	0.00
Dislivelli	-0.25	-2.50	-0.03	-0.09	-0.00

Sezione: 9  
 Progressiva: 81.874  
 Q. Progetto: 323.070

Scala H 1/200.00  
 Scala V 1/200.00

321.00

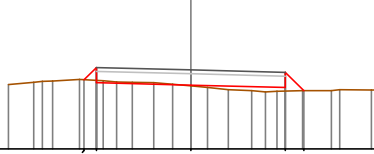


Quote	322.81	322.73	322.87	322.81	322.82
Parziali		2.50		2.50	
Sviluppata Par.		2.50		2.50	
Sviluppata	0.00	0.46	2.96	5.46	6.15
Progressiva	-2.83	-2.50	0.00	-2.50	0.00
Dislivelli	-0.35	-2.50	-0.03	-0.10	-0.00

Sezione: 10  
 Progressiva: 82.188  
 Q. Progetto: 323.085

Scala H 1/200.00  
 Scala V 1/200.00

321.00

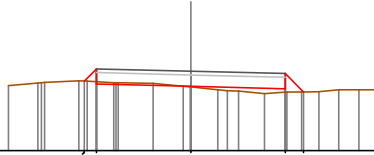


Quote		322.82 322.71	322.86	322.82 322.54
Parziali		0.32	2.50	2.50
Sviluppata Par.		0.46	2.50	2.50
Sviluppata		0.00 0.46	2.96	5.46 6.15
Progressiva		-2.82 -2.50	0.00	2.50 2.99
Dislivelli		0.00 0.34	0.02	0.10 0.00

Sezione: 11  
 Progressiva: 82.501  
 Q. Progetto: 323.099

Scala H 1/200.00  
 Scala V 1/200.00

321.00

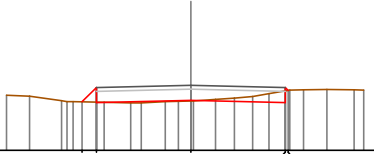


Quote		322.84 322.76	322.70	322.64 322.95
Parziali		0.32	2.50	2.50
Sviluppata Par.		0.46	2.50	2.50
Sviluppata		0.00 0.46	2.96	5.46 6.14
Progressiva		-2.82 -2.50	0.00	2.50 2.98
Dislivelli		0.00 0.34	0.02	0.09 -0.00

Sezione: 12  
 Progressiva: 100.000  
 Q. Progetto: 323.723

Scala H 1/200.00  
 Scala V 1/200.00

322.00

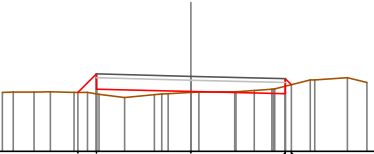


Quote		323.29 323.26	323.32	323.26 323.59
Parziali		0.38	2.50	2.50
Sviluppata Par.		0.53	2.50	2.50
Sviluppata		0.00 0.53	3.03	5.53 5.64
Progressiva		-2.88 -2.50	0.00	2.50 2.57
Dislivelli		-0.00 0.38	0.02	-0.31 0.00

Sezione: 13  
 Progressiva: 119.198  
 Q. Progetto: 323.980

Scala H 1/200.00  
 Scala V 1/200.00

322.00

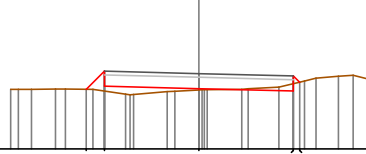


Quote		323.55 323.44	323.56	323.52 323.76
Parziali		0.49	2.50	2.50
Sviluppata Par.		0.69	2.50	2.50
Sviluppata		0.00 0.69	3.19	5.69 5.92
Progressiva		-2.99 -2.50	0.00	2.50 2.66
Dislivelli		0.00 0.52	0.03	-0.20 0.00

Sezione: 14  
 Progressiva: 120.000  
 Q. Progetto: 323.990

Scala H 1/200.00  
 Scala V 1/200.00

322.00

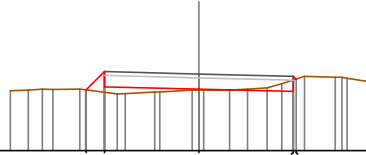


Quote		323.97 323.66	323.96	323.93 323.76
Parziali		0.48	2.50	2.50
Sviluppata Par.		0.68	2.50	2.50
Sviluppata		0.00 -2.98 +2.50	0.68 -2.50	3.18 0.00 -5.68 5.92
Progressiva		0.00 -0.53	0.03	-0.19 0.00
Dislivelli				

Sezione: 15  
 Progressiva: 122.736  
 Q. Progetto: 324.025

Scala H 1/200.00  
 Scala V 1/200.00

322.00

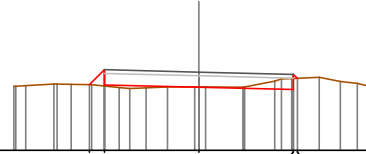


Quote		323.99 323.68	323.93	323.96 323.69
Parziali		0.48	2.50	2.50
Sviluppata Par.		0.68	2.50	2.50
Sviluppata		0.00 -2.98 +2.50	0.68 -2.50	3.18 0.00 -5.68 5.79
Progressiva		0.00 -0.55	0.03	-0.31 0.00
Dislivelli				

Sezione: 16  
 Progressiva: 126.274  
 Q. Progetto: 324.071

Scala H 1/200.00  
 Scala V 1/200.00

322.00

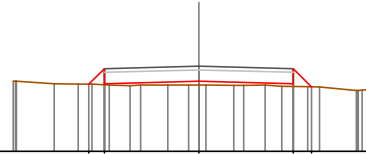


Quote		323.74 323.73	323.67	323.61 323.90
Parziali		0.39	2.50	2.50
Sviluppata Par.		0.55	2.50	2.50
Sviluppata		0.00 -2.89 +2.50	0.55 -2.50	3.06 0.00 -5.56 5.70
Progressiva		0.00 -0.43	-0.01	-0.29 -0.00
Dislivelli				

Sezione: 17  
 Progressiva: 140.000  
 Q. Progetto: 324.248

Scala H 1/200.00  
 Scala V 1/200.00

322.00



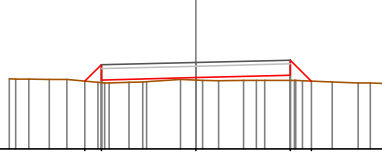
Quote		323.77 323.79	323.86	323.79 323.70
Parziali		0.41	2.50	2.50
Sviluppata Par.		0.58	2.50	2.50
Sviluppata		0.00 -2.91 +2.50	0.58 -2.50	3.08 0.00 -5.68 6.27
Progressiva		0.00 -0.43	0.10	0.07 0.00
Dislivelli				



Sezione: 18  
 Progressiva: 142.682  
 Q. Progetto: 324.283

Scala H 1/200.00  
 Scala V 1/200.00

322.00

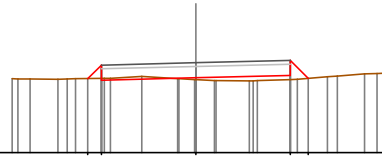


Quote	322.79 322.82	322.86	322.86	322.96 322.79
Parziali	0.43	2.50	2.50	0.56
Sviluppata Par.	0.61	2.50	2.50	0.79
Sviluppata	0.00 0.47		3.11	5.61 6.40
Progressiva	-2.93 -2.50		0.00	2.50 3.06
Dislivelli	0.00 0.47		0.07	0.14 0.00

Sezione: 19  
 Progressiva: 150.000  
 Q. Progetto: 324.377

Scala H 1/200.00  
 Scala V 1/200.00

322.00

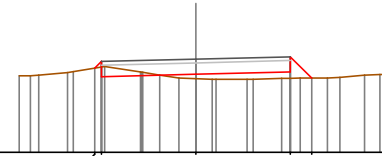


Quote	323.96 323.91	323.96	323.96	324.04 323.96
Parziali	0.36	2.50	2.50	0.48
Sviluppata Par.	0.51	2.50	2.50	0.67
Sviluppata	0.00 0.35		3.01	5.51 6.18
Progressiva	-2.86 -2.50		0.00	2.50 2.98
Dislivelli	-0.00 0.35		0.05	0.11 0.00

Sezione: 20  
 Progressiva: 156.936  
 Q. Progetto: 324.466

Scala H 1/200.00  
 Scala V 1/200.00

322.00

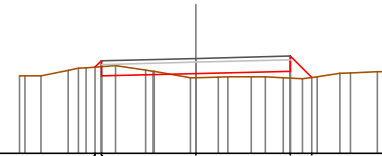


Quote	324.23 324.00	324.07	324.13 323.96
Parziali	0.18	2.50	0.56
Sviluppata Par.	0.26	2.50	0.80
Sviluppata	0.00 0.15	2.75	5.25 6.05
Progressiva	-2.68 -2.50	0.00	2.50 3.06
Dislivelli	-0.00 0.15	0.12	0.17 0.00

Sezione: 21  
 Progressiva: 160.000  
 Q. Progetto: 324.506

Scala H 1/200.00  
 Scala V 1/200.00

322.00

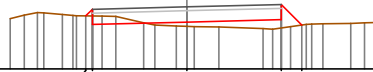


Quote	324.26 324.04	324.11	324.17 324.00
Parziali	0.22	2.50	0.57
Sviluppata Par.	0.23	2.50	0.80
Sviluppata	0.00 0.15	2.73	5.23 6.03
Progressiva	-2.66 -2.50	0.00	2.50 3.07
Dislivelli	0.00 0.15	0.11	0.18 -0.00

Sezione: 22  
 Progressiva: 170.000  
 Q. Progetto: 324.635

Scala H 1/200.00  
 Scala V 1/200.00

323.00

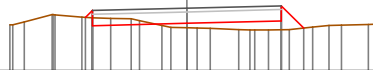


Quote	324.40 324.17	324.25	324.36 324.16
Parziali	2.50	2.50	0.54
Sviluppata Par.	2.50	2.50	0.77
Sviluppata	0.00 0.24	2.74	5.24 6.01
Progressiva	-2.67 -2.50	0.00	2.50 3.04
Dislivelli	0.00 -0.18	0.11	0.22 0.00

Sezione: 23  
 Progressiva: 171.190  
 Q. Progetto: 324.650

Scala H 1/200.00  
 Scala V 1/200.00

323.00

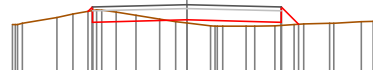


Quote	324.41 324.19	324.25	324.31 324.12
Parziali	2.50	2.50	0.59
Sviluppata Par.	2.50	2.50	0.84
Sviluppata	0.00 0.25	2.76	5.26 6.06
Progressiva	-2.68 -2.50	0.00	2.50 3.09
Dislivelli	-0.00 -0.19	0.12	0.24 0.00

Sezione: 24  
 Progressiva: 180.000  
 Q. Progetto: 324.764

Scala H 1/200.00  
 Scala V 1/200.00

323.00

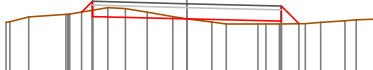


Quote	324.49 324.29	324.36	324.30 324.25
Parziali	2.50	2.50	0.45
Sviluppata Par.	2.50	2.50	0.64
Sviluppata	0.00 0.16	2.66	5.16 5.81
Progressiva	-2.61 -2.50	0.00	2.50 2.95
Dislivelli	0.00 -0.09	-0.08	-0.08 -0.00

Sezione: 25  
 Progressiva: 183.627  
 Q. Progetto: 324.811

Scala H 1/200.00  
 Scala V 1/200.00

323.00

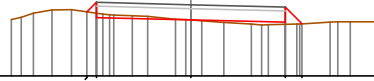


Quote	324.49 324.47	324.41	324.35 324.29
Parziali	2.50	2.50	0.46
Sviluppata Par.	2.50	2.50	0.85
Sviluppata	0.00 0.40	2.90	5.40 6.06
Progressiva	-2.78 -2.50	0.00	2.50 2.96
Dislivelli	0.00 -0.24	0.00	0.07 0.00

Sezione: 26  
 Progressiva: 190.000  
 Q. Progetto: 324.878

Scala H 1/200.00  
 Scala V 1/200.00

323.00

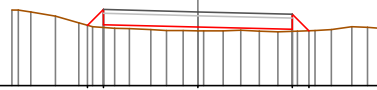


Quote		324.88 324.54	324.48	324.42 324.37
Parziali		0.28	2.50	2.50
Sviluppata Par.		0.35	2.50	2.50
Sviluppata		0.00 0.35	2.85	5.35 5.98
Progressiva		-2.75 -2.50	0.00	2.50 2.94
Dislivelli		0.00 0.29	0.00	0.06 0.00

Sezione: 27  
 Progressiva: 200.000  
 Q. Progetto: 324.948

Scala H 1/200.00  
 Scala V 1/200.00

323.00



Quote		324.99 324.61	324.95	324.49 324.45
Parziali		0.42	2.50	2.50
Sviluppata Par.		0.59	2.50	2.50
Sviluppata		0.00 0.59	3.09	5.59 6.21
Progressiva		-2.92 -2.50	0.00	2.50 2.94
Dislivelli		0.00 0.47	0.10	0.05 0.00

Sezione: 28  
 Progressiva: 207.400  
 Q. Progetto: 325.000

Scala H 1/200.00  
 Scala V 1/200.00

323.00



Quote		324.98 324.66	324.60	324.54 324.56
Parziali		0.49	2.50	2.50
Sviluppata Par.		0.69	2.50	2.50
Sviluppata		0.00 0.69	3.19	5.69 6.22
Progressiva		-2.99 -2.50	0.00	2.50 2.88
Dislivelli		0.00 0.52	0.11	0.00 0.00

Sezione: 29  
 Progressiva: 210.000  
 Q. Progetto: 325.018

Scala H 1/200.00  
 Scala V 1/200.00

323.00

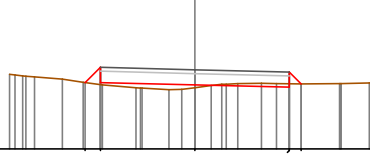


Quote		324.52 324.68	324.62	324.56 324.57
Parziali		0.56	2.50	2.50
Sviluppata Par.		0.80	2.50	2.50
Sviluppata		0.00 0.80	3.30	5.80 6.34
Progressiva		-3.06 -2.50	0.00	2.50 2.89
Dislivelli		0.00 0.59	0.15	0.05 0.00

Sezione: 30  
 Progressiva: 220.000  
 Q. Progetto: 325.089

Scala H 1/200.00  
 Scala V 1/200.00

323.00

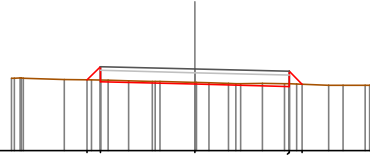


Quote	324.72	324.72	324.68	324.63	324.72
Parziali	0.40	2.50	2.50	0.31	
Sviluppata Par.	0.57	2.50	2.50	0.44	
Sviluppata	0.00	0.00	3.07	5.57	6.01
Progressiva	-2.90	-2.50	0.00	2.50	2.81
Dislivelli	-0.00	0.46	0.07	-0.09	0.00

Sezione: 31  
 Progressiva: 230.000  
 Q. Progetto: 325.159

Scala H 1/200.00  
 Scala V 1/200.00

323.00

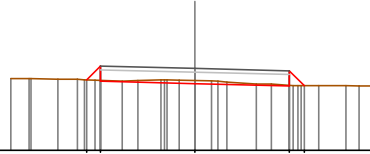


Quote	324.87	324.82	324.76	324.70	324.76
Parziali	0.35	2.50	2.50	0.34	
Sviluppata Par.	0.50	2.50	2.50	0.48	
Sviluppata	0.00	0.50	3.00	5.50	5.98
Progressiva	-2.85	-2.50	0.00	2.50	2.84
Dislivelli	0.00	0.35	-0.04	-0.07	0.00

Sezione: 32  
 Progressiva: 231.172  
 Q. Progetto: 325.167

Scala H 1/200.00  
 Scala V 1/200.00

323.00

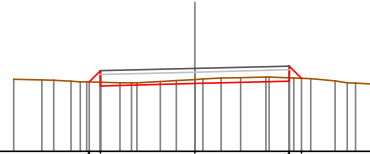


Quote	324.87	324.83	324.77	324.70	324.71
Parziali	0.36	2.50	2.50	0.40	
Sviluppata Par.	0.52	2.50	2.50	0.56	
Sviluppata	0.00	0.52	3.02	5.52	6.08
Progressiva	-2.86	-2.50	0.00	2.50	2.90
Dislivelli	-0.00	-0.38	-0.08	-0.02	0.00

Sezione: 33  
 Progressiva: 234.296  
 Q. Progetto: 325.189

Scala H 1/200.00  
 Scala V 1/200.00

323.00

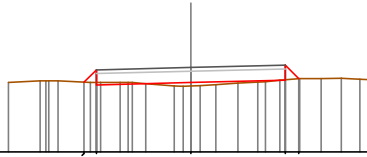


Quote	324.83	324.73	324.79	324.85	324.83
Parziali	0.39	2.50	2.50	0.32	
Sviluppata Par.	0.72	2.50	2.50	0.45	
Sviluppata	0.00	0.42	2.92	5.42	5.87
Progressiva	-2.79	-2.50	0.00	2.50	2.82
Dislivelli	0.00	0.30	-0.10	-0.09	0.00

Sezione: 34  
 Progressiva: 240.000  
 Q. Progetto: 325.229

Scala H 1/200.00  
 Scala V 1/200.00

323.00

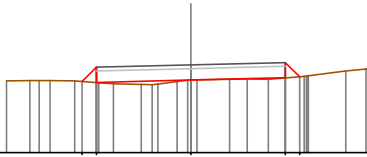


Quote		324.84 324.77	324.83	324.88 324.84
Parziali		0.00 0.33	2.50	2.50 0.35
Sviluppata Par.		0.46	2.50	2.50 0.50
Sviluppata		0.00 0.46	0.00 2.96	5.46 5.96
Progressiva		-2.83 -2.50	0.00	2.50 2.85
Dislivelli		-0.00 -0.33	0.09	-0.02 -0.00

Sezione: 35  
 Progressiva: 249.312  
 Q. Progetto: 325.319

Scala H 1/200.00  
 Scala V 1/200.00

323.00

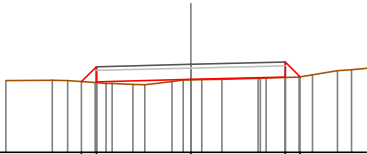


Quote		324.88 324.86	324.92	324.98 325.01
Parziali		0.00 0.38	2.50	2.50 0.38
Sviluppata Par.		0.53	2.50	2.50 0.53
Sviluppata		0.00 0.53	0.00 3.03	5.53 6.06
Progressiva		-2.88 -2.50	0.00	2.50 2.88
Dislivelli		-0.00 -0.40	-0.00	0.01 -0.00

Sezione: 36  
 Progressiva: 250.000  
 Q. Progetto: 325.329

Scala H 1/200.00  
 Scala V 1/200.00

323.00

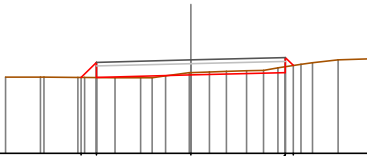


Quote		324.87 324.87	324.93	324.99 325.00
Parziali		0.00 0.39	2.50	2.50 0.39
Sviluppata Par.		0.55	2.50	2.50 0.55
Sviluppata		0.00 0.55	0.00 3.05	5.56 6.11
Progressiva		-2.89 -2.50	0.00	2.50 2.89
Dislivelli		-0.00 -0.42	-0.01	-0.01 -0.00

Sezione: 37  
 Progressiva: 260.000  
 Q. Progetto: 325.468

Scala H 1/200.00  
 Scala V 1/200.00

323.00

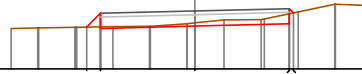


Quote		325.00 325.01	325.07	325.13 325.02
Parziali		0.00 0.40	2.50	2.50 0.40
Sviluppata Par.		0.57	2.50	2.50 0.30
Sviluppata		0.00 0.57	0.00 3.07	5.57 5.87
Progressiva		-2.90 -2.50	0.00	2.50 2.71
Dislivelli		-0.00 -0.41	-0.06	-0.16 -0.00

Sezione: 38  
 Progressiva: 264.328  
 Q. Progetto: 325.528

Scala H 1/200.00  
 Scala V 1/200.00

324.00

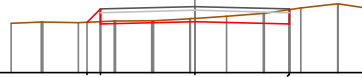


Quote		325.11 325.07		325.13		325.15 325.46
Parziali		0.36	2.50		2.50	
Sviluppata Par.		0.51	2.50		2.50	
Sviluppata		0.00	0.51	3.01		5.51 5.67
Progressiva		-2.86	-2.50	0.00		2.50 2.61
Dislivelli		0.00	0.35	-0.08		-0.27 0.00

Sezione: 39  
 Progressiva: 280.000  
 Q. Progetto: 325.747

Scala H 1/200.00  
 Scala V 1/200.00

324.00



Quote		325.33 325.28		325.35		325.28
Parziali		0.36	2.50		2.50	
Sviluppata Par.		0.50	2.50		2.50	
Sviluppata		0.00	0.50	3.00		5.50
Progressiva		-2.86	-2.50	0.00		2.50
Dislivelli		0.00	0.34	-0.09		-0.38

Sezione: 40  
 Progressiva: 292.824  
 Q. Progetto: 325.925

Scala H 1/200.00  
 Scala V 1/200.00

324.00

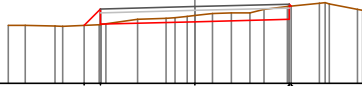


Quote		325.53 325.46		325.53		325.49
Parziali		0.34	2.50		2.50	
Sviluppata Par.		0.48	2.50		2.50	
Sviluppata		0.00	0.48	2.98		5.48
Progressiva		-2.84	-2.50	0.00		2.50
Dislivelli		0.00	0.30	-0.13		-0.41

Sezione: 41  
 Progressiva: 300.000  
 Q. Progetto: 326.025

Scala H 1/200.00  
 Scala V 1/200.00

324.00

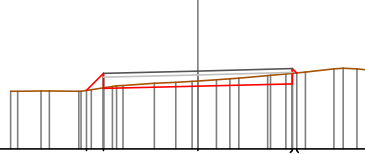


Quote		325.53 325.56		325.53		325.49 325.14
Parziali		0.43	2.50		2.50	
Sviluppata Par.		0.61	2.50		2.50	
Sviluppata		0.00	0.61	3.11		5.61 5.68
Progressiva		-2.93	-2.50	0.00		2.50 2.55
Dislivelli		0.00	0.41	-0.17		-0.34 0.00

Sezione: 42  
 Progressiva: 302.183  
 Q. Progetto: 326.056

Scala H 1/200.00  
 Scala V 1/200.00

324.00

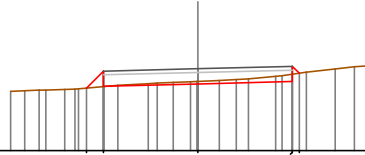


Quote		326.54 326.56	326.06	326.72 326.00
Parziali		0.45	2.50	2.50
Sviluppata Par.		0.63	2.50	2.50
Sviluppata		0.00 -2.95 +0.00	3.14	5.64 -0.27 +2.50
Progressiva		-0.38 -2.50	-0.13 +0.00	-0.00 2.61 5.80
Dislivelli		0.00	-0.13	-0.27 -0.00

Sezione: 43  
 Progressiva: 310.000  
 Q. Progetto: 326.165

Scala H 1/200.00  
 Scala V 1/200.00

324.00

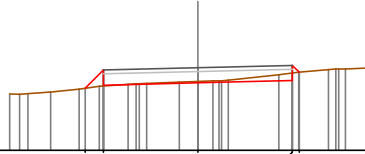


Quote		326.65 326.70	326.76	326.83 326.05
Parziali		0.45	2.50	2.50
Sviluppata Par.		0.63	2.50	2.50
Sviluppata		0.00 -2.95 +0.00	3.13	5.64 -0.19 +2.50
Progressiva		0.41 -2.50	-0.06 +0.00	0.00 2.68 5.89
Dislivelli		0.00	-0.06	-0.19 0.00

Sezione: 44  
 Progressiva: 311.542  
 Q. Progetto: 326.186

Scala H 1/200.00  
 Scala V 1/200.00

324.00

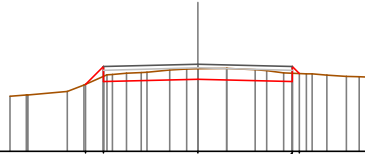


Quote		326.64 326.72	326.79	326.86 326.07
Parziali		0.48	2.50	2.50
Sviluppata Par.		0.68	2.50	2.50
Sviluppata		0.00 -2.98 +0.00	3.18	5.68 -0.20 +2.50
Progressiva		0.42 -2.50	-0.04 +0.00	0.00 2.68 5.94
Dislivelli		0.00	-0.04	-0.20 0.00

Sezione: 45  
 Progressiva: 320.000  
 Q. Progetto: 326.304

Scala H 1/200.00  
 Scala V 1/200.00

324.00

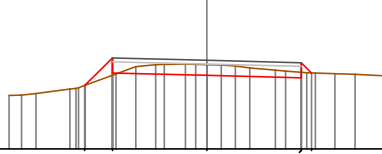


Quote		326.77 326.84	326.90	326.94 326.06
Parziali		0.47	2.50	2.50
Sviluppata Par.		0.67	2.50	2.50
Sviluppata		0.00 -2.97 +0.00	3.17	5.67 -0.22 +2.50
Progressiva		0.27 -2.50	-0.27 +0.00	0.00 2.68 5.93
Dislivelli		0.00	-0.27	-0.22 0.00

Sezione: 46  
 Progressiva: 322.637  
 Q. Progetto: 326.340

Scala H 1/200.00  
 Scala V 1/200.00

324.00

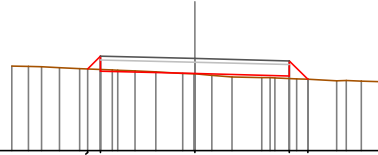


Quote		326.67	326.00	326.04	325.86	325.61
Parziali		0.73	2.50	2.50	0.27	
Sviluppata Par.		1.04	2.50	2.50	0.27	
Sviluppata	0.00	1.04		3.54	6.04	6.43
Progressiva	-0.00	-3.23	-2.50	0.00	2.50	2.77
Dislivelli		0.46		-0.26	-0.15	-0.00

Sezione: 47  
 Progressiva: 330.000  
 Q. Progetto: 326.436

Scala H 1/200.00  
 Scala V 1/200.00

324.00

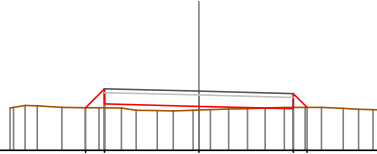


Quote		326.16	326.10	326.04	325.97	325.89
Parziali		0.24	2.50	2.50	0.49	
Sviluppata Par.		0.48	2.50	2.50	0.69	
Sviluppata	0.00	0.48		2.98	5.48	6.17
Progressiva	0.00	-2.84	-2.50	0.00	2.50	2.99
Dislivelli		0.35		0.01	0.07	0.00

Sezione: 48  
 Progressiva: 340.000  
 Q. Progetto: 326.565

Scala H 1/200.00  
 Scala V 1/200.00

325.00

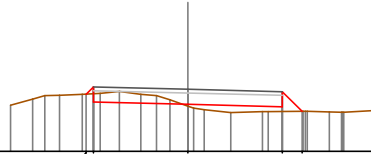


Quote		326.13	326.23	326.16	326.10	326.14
Parziali		0.49	2.50	2.50	0.36	
Sviluppata Par.		0.70	2.50	2.50	0.51	
Sviluppata	0.00	0.70		3.20	5.70	6.21
Progressiva	-0.00	-2.99	-2.50	0.00	2.50	2.86
Dislivelli		0.50		-0.10	-0.04	-0.00

Sezione: 49  
 Progressiva: 345.741  
 Q. Progetto: 326.638

Scala H 1/200.00  
 Scala V 1/200.00

325.00



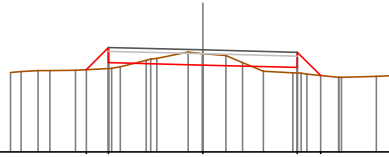
Quote		326.41	326.30	326.24	326.16	326.05
Parziali		0.11	2.50	2.50	0.52	
Sviluppata Par.		0.27	2.50	2.50	0.74	
Sviluppata	0.00	0.27		2.77	5.27	6.01
Progressiva	0.00	-2.69	-2.50	0.00	2.50	3.02
Dislivelli		0.18		0.04	0.13	0.00



Sezione: 50  
 Progressiva: 350.000  
 Q. Progetto: 326.693

Scala H 1/200.00  
 Scala V 1/200.00

324.00

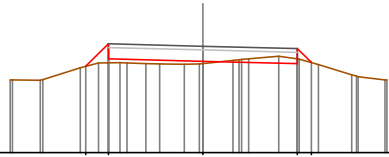


Quote		326.17	326.36	326.26	326.22	326.02
Parziali		0.58	2.50	2.50	0.61	
Sviluppata Par.		0.83	2.50	2.50	0.87	
Sviluppata		0.00	0.83	3.33	5.83	6.69
Progressiva		-3.08	-2.50	0.00	2.50	3.11
Dislivelli		0.00	0.56	-0.30	0.15	0.00

Sezione: 51  
 Progressiva: 360.000  
 Q. Progetto: 326.814

Scala H 1/200.00  
 Scala V 1/200.00

324.00

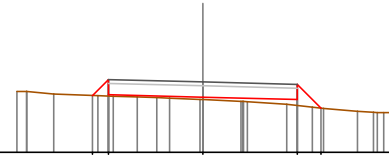


Quote		326.28	326.48	326.41	326.35	326.38
Parziali		0.59	2.50	2.50	0.37	
Sviluppata Par.		0.84	2.50	2.50	0.52	
Sviluppata		0.00	0.84	3.34	5.84	6.36
Progressiva		-3.09	-2.50	0.00	2.50	2.87
Dislivelli		0.00	0.50	0.06	-0.13	0.00

Sezione: 52  
 Progressiva: 368.844  
 Q. Progetto: 326.861

Scala H 1/200.00  
 Scala V 1/200.00

325.00



Quote		326.51	326.52	326.46	326.49	326.17
Parziali		0.42	2.50	2.50	0.63	
Sviluppata Par.		0.59	2.50	2.50	0.89	
Sviluppata		0.00	0.59	3.09	5.59	6.48
Progressiva		-2.92	-2.50	0.00	2.50	3.13
Dislivelli		-0.43	-0.43	-0.06	-0.16	0.00

Sezione: 53  
 Progressiva: 380.000  
 Q. Progetto: 326.920

Scala H 1/200.00  
 Scala V 1/200.00

325.00

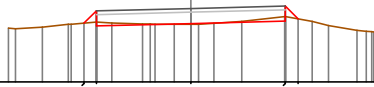


Quote		326.56	326.46	326.52	326.46	326.53
Parziali		0.39	2.50	2.50	0.39	
Sviluppata Par.		0.72	2.50	2.50	0.46	
Sviluppata		0.00	0.42	2.92	5.42	5.88
Progressiva		-2.80	-2.50	0.00	2.50	2.83
Dislivelli		0.00	0.29	0.05	-0.09	-0.00

Sezione: 54  
 Progressiva: 383.512  
 Q. Progetto: 326.939

Scala H 1/200.00  
 Scala V 1/200.00

325.00

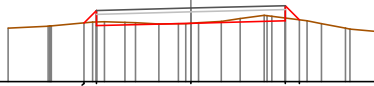


Quote	326.05	326.48	326.94	326.61	326.05
Parziali	0.33	2.50	2.50	0.34	
Sviluppata Par.	0.45	2.50	2.50	0.48	
Sviluppata	0.00	0.46	2.96	5.46	5.94
Progressiva	-2.83	-2.50	0.00	2.50	2.84
Dislivelli	-0.00	0.30	0.02	-0.12	-0.00

Sezione: 55  
 Progressiva: 384.399  
 Q. Progetto: 326.943

Scala H 1/200.00  
 Scala V 1/200.00

325.00

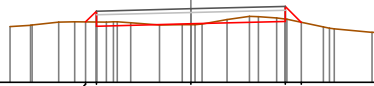


Quote	326.05	326.48	326.94	326.61	326.03
Parziali	0.33	2.50	2.50	0.37	
Sviluppata Par.	0.47	2.50	2.50	0.53	
Sviluppata	0.00	0.47	2.97	5.47	5.99
Progressiva	-2.83	-2.50	0.00	2.50	2.87
Dislivelli	0.00	0.31	-0.00	-0.08	-0.00

Sezione: 56  
 Progressiva: 385.286  
 Q. Progetto: 326.948

Scala H 1/200.00  
 Scala V 1/200.00

325.00

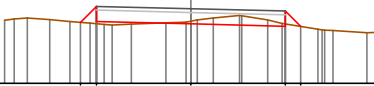


Quote	326.05	326.49	326.95	326.61	326.09
Parziali	0.28	2.50	2.50	0.42	
Sviluppata Par.	0.40	2.50	2.50	0.60	
Sviluppata	0.00	0.40	2.90	5.40	6.00
Progressiva	-2.78	-2.50	0.00	2.50	2.92
Dislivelli	-0.00	0.29	0.02	-0.06	0.00

Sezione: 57  
 Progressiva: 389.535  
 Q. Progetto: 326.970

Scala H 1/200.00  
 Scala V 1/200.00

325.00

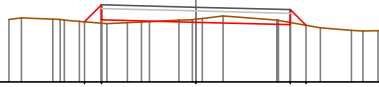


Quote	326.61	326.63	326.97	326.51	326.50
Parziali	0.42	2.50	2.50	0.41	
Sviluppata Par.	0.50	2.50	2.50	0.57	
Sviluppata	0.00	0.60	3.10	5.60	6.18
Progressiva	-2.92	-2.50	0.00	2.50	2.91
Dislivelli	0.00	0.46	-0.07	-0.06	0.00

Sezione: 58  
 Progressiva: 390.000  
 Q. Progetto: 326.973

Scala H 1/200.00  
 Scala V 1/200.00

325.00

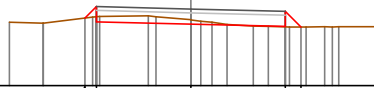


Quote		326.95 326.64		326.67		326.51 326.50
Parziali		0.45	2.50	2.50		0.41
Sviluppata Par.		0.63	2.50	2.50		0.59
Sviluppata		0.00	0.63	3.13		5.63
Progressiva		-2.95	-2.50	0.00		2.50
Dislivelli		-0.00	-0.48	-0.08		-0.06
						-0.00

Sezione: 59  
 Progressiva: 400.000  
 Q. Progetto: 327.025

Scala H 1/200.00  
 Scala V 1/200.00

325.00



Quote		326.79 326.69		326.63		326.56 326.55
Parziali		0.30	2.50	2.50		0.41
Sviluppata Par.		0.43	2.50	2.50		0.59
Sviluppata		0.00	0.43	2.93		5.43
Progressiva		-2.80	-2.50	0.00		2.50
Dislivelli		0.00	0.27	-0.11		0.01
						0.00

Sezione: 60  
 Progressiva: 410.000  
 Q. Progetto: 327.125

Scala H 1/200.00  
 Scala V 1/200.00

325.00

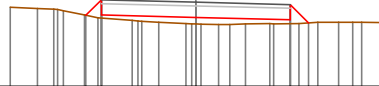


Quote		326.68 326.79		326.72		326.66 326.70
Parziali		0.31	2.50	2.50		0.37
Sviluppata Par.		0.43	2.50	2.50		0.52
Sviluppata		0.00	0.43	2.93		5.43
Progressiva		-2.81	-2.50	0.00		2.50
Dislivelli		0.00	-0.35	-0.03		-0.04
						-0.00

Sezione: 61  
 Progressiva: 414.174  
 Q. Progetto: 327.221

Scala H 1/200.00  
 Scala V 1/200.00

325.00

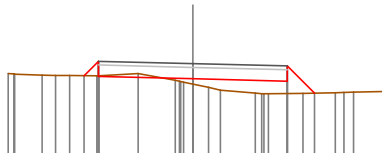


Quote		326.86 326.86		326.82		326.76 326.67
Parziali		0.41	2.50	2.50		0.49
Sviluppata Par.		0.58	2.50	2.50		0.69
Sviluppata		0.00	0.58	3.08		5.68
Progressiva		-2.91	-2.50	0.00		2.50
Dislivelli		0.00	0.48	0.18		0.10
						0.00

Sezione: 62  
 Progressiva: 420.000  
 Q. Progetto: 327.385

Scala H 1/200.00  
 Scala V 1/200.00

325.00

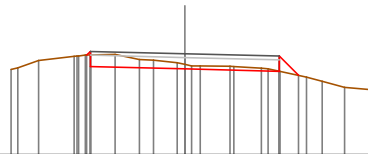


Quote	327.07 327.05	328.06	328.06	328.60
Parziali	0.38 0.54	2.50	2.50	0.72
Sviluppata Par.	0.54	2.50	2.50	1.02
Sviluppata	0.00 0.54	3.04	5.54	6.56
Progressiva	-2.88 -2.50	0.00	2.50	3.22
Dislivelli	0.00 0.38	0.14	0.33	0.00

Sezione: 63  
 Progressiva: 430.000  
 Q. Progetto: 327.666

Scala H 1/200.00  
 Scala V 1/200.00

325.00

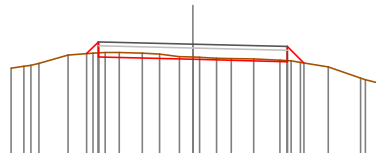


Quote	327.63 327.25	327.27	327.20	327.10
Parziali	2.50	2.50	0.51	
Sviluppata Par.	2.50	2.50	0.72	
Sviluppata	0.00 0.14	2.64	5.14	5.85
Progressiva	-2.60 -2.50	0.00	2.50	3.01
Dislivelli	0.00 0.09	-0.12	-0.00	-0.00

Sezione: 64  
 Progressiva: 438.813  
 Q. Progetto: 327.914

Scala H 1/200.00  
 Scala V 1/200.00

325.00

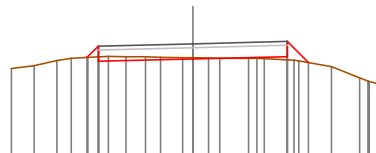


Quote	327.67 327.58	327.51	327.45	327.42
Parziali	0.31 0.44	2.50	2.50	0.44
Sviluppata Par.	0.44	2.50	2.50	0.62
Sviluppata	0.00 0.44	2.94	5.44	6.05
Progressiva	-2.81 -2.50	0.00	2.50	2.94
Dislivelli	-0.00 -0.29	-0.06	-0.03	0.00

Sezione: 65  
 Progressiva: 439.926  
 Q. Progetto: 327.945

Scala H 1/200.00  
 Scala V 1/200.00

325.00

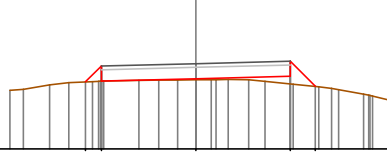


Quote	327.58 327.48	327.95	327.91	327.95
Parziali	0.30 0.42	2.50	2.50	0.56
Sviluppata Par.	0.42	2.50	2.50	0.79
Sviluppata	0.00 0.42	2.92	5.42	6.21
Progressiva	-2.80 -2.50	0.00	2.50	3.06
Dislivelli	0.00 0.28	-0.03	0.08	0.00

Sezione: 66  
 Progressiva: 450.000  
 Q. Progetto: 328.252

Scala H 1/200.00  
 Scala V 1/200.00

326.00  

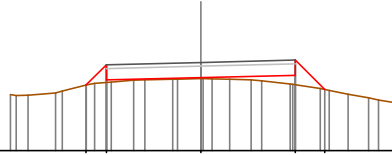



Quote		327.77	327.75	327.86	327.91	327.86
Parziali		0.42	2.50	2.50	0.66	
Sviluppata Par.		0.59	2.50	2.50	0.94	
Sviluppata		0.00	0.59	3.09	5.59	6.53
Progressiva		-2.92	-2.50	0.00	2.50	3.16
Dislivelli		-0.00	0.40	0.03	0.20	0.00

Sezione: 67  
 Progressiva: 452.506  
 Q. Progetto: 328.331

Scala H 1/200.00  
 Scala V 1/200.00

326.00  

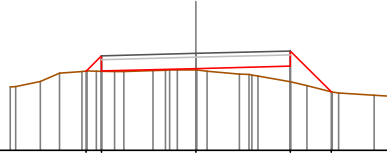



Quote		327.73	327.87	327.93	327.99	327.82
Parziali		0.54	2.50	2.50	0.78	
Sviluppata Par.		0.76	2.50	2.50	1.10	
Sviluppata		0.00	0.76	3.26	5.76	6.86
Progressiva		-3.04	-2.50	0.00	2.50	3.28
Dislivelli		0.00	0.46	0.03	0.25	0.00

Sezione: 68  
 Progressiva: 460.000  
 Q. Progetto: 328.565

Scala H 1/200.00  
 Scala V 1/200.00

326.00  

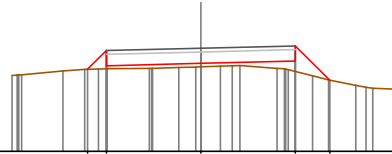



Quote		328.10	328.10	328.16	328.23	327.95
Parziali		0.41	2.50	2.50	1.08	
Sviluppata Par.		0.58	2.50	2.50	1.53	
Sviluppata		0.00	0.58	3.08	5.58	7.10
Progressiva		-2.91	-2.50	0.00	2.50	3.58
Dislivelli		-0.00	0.41	-0.04	-0.41	0.00

Sezione: 69  
 Progressiva: 465.087  
 Q. Progetto: 328.724

Scala H 1/200.00  
 Scala V 1/200.00

326.00  

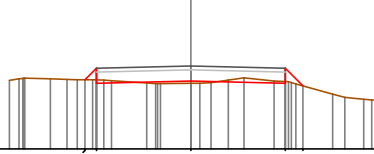



Quote		328.17	328.26	328.32	328.39	327.87
Parziali		0.49	2.50	2.50	0.91	
Sviluppata Par.		0.70	2.50	2.50	1.29	
Sviluppata		0.00	0.70	3.20	5.70	6.99
Progressiva		-2.99	-2.50	0.00	2.50	3.41
Dislivelli		-0.00	0.48	0.10	0.28	0.00

Sezione: 70  
 Progressiva: 480.000  
 Q. Progetto: 329.191

Scala H 1/200.00  
 Scala V 1/200.00

327.00

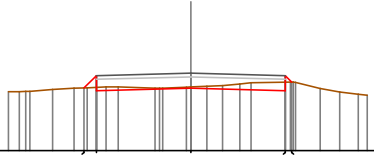


Quote		329.86	329.71	329.71	329.71	329.86
Parziali		0.31	2.50	2.50	0.47	
Sviluppata Par.		0.43	2.50	2.50	0.66	0.47
Sviluppata		0.00	0.43	2.93	5.43	6.09
Progressiva		-2.80	-2.50	0.00	2.50	5.43
Dislivelli		0.31	0.06	0.00	-0.05	0.00

Sezione: 71  
 Progressiva: 500.000  
 Q. Progetto: 330.047

Scala H 1/200.00  
 Scala V 1/200.00

328.00

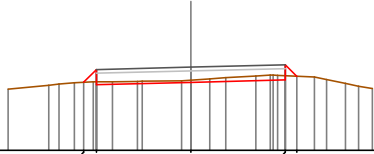


Quote		329.86	329.88	329.85	329.85	329.81
Parziali		0.32	2.50	2.50		
Sviluppata Par.		0.46	2.50	2.50		
Sviluppata		0.00	0.46	2.96	5.46	5.70
Progressiva		-2.83	-2.50	0.00	2.50	5.46
Dislivelli		0.31	-0.04	0.00	-0.23	0.00

Sezione: 72  
 Progressiva: 502.562  
 Q. Progetto: 330.201

Scala H 1/200.00  
 Scala V 1/200.00

328.00

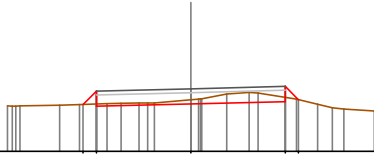


Quote		329.86	329.74	329.80	329.86	329.86
Parziali		0.34	2.50	2.50	0.30	
Sviluppata Par.		0.48	2.50	2.50	0.45	
Sviluppata		0.00	0.48	2.98	5.48	5.91
Progressiva		-2.84	-2.50	0.00	2.50	5.48
Dislivelli		0.32	-0.05	0.00	-0.11	-0.00

Sezione: 73  
 Progressiva: 510.000  
 Q. Progetto: 330.650

Scala H 1/200.00  
 Scala V 1/200.00

329.00

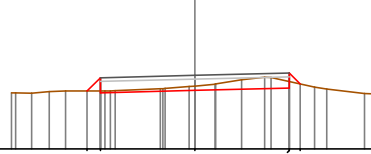


Quote		330.23	330.19	330.25	330.31	330.36
Parziali		0.35	2.50	2.50	0.35	
Sviluppata Par.		0.50	2.50	2.50	0.49	
Sviluppata		0.00	0.50	3.00	5.50	6.00
Progressiva		-2.85	-2.50	0.00	2.50	2.85
Dislivelli		0.34	-0.11	0.00	-0.11	-0.00

Sezione: 74  
 Progressiva: 514.820  
 Q. Progetto: 330.942

Scala H 1/200.00  
 Scala V 1/200.00

329.00

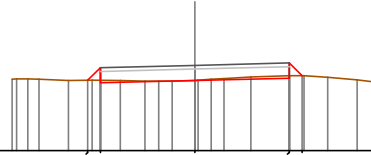


Quote		330.53 330.48		330.54		330.60 330.72
Parziali		0.35	2.50	2.50		0.35
Sviluppata Par.		0.50	2.50	2.50		0.41
Sviluppata		0.00 0.50		3.00		5.50 5.91
Progressiva		-2.85 -2.50		-0.00		-2.50 -2.79
Dislivelli		0.00 0.35		-0.12		-0.18 -0.00

Sezione: 75  
 Progressiva: 520.000  
 Q. Progetto: 331.254

Scala H 1/200.00  
 Scala V 1/200.00

329.00

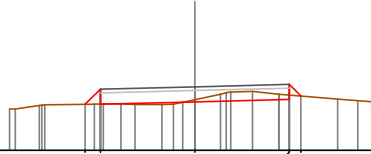


Quote		330.96 330.79		330.85		330.92 330.88
Parziali		0.32	2.50	2.50		0.34
Sviluppata Par.		0.47	2.50	2.50		0.48
Sviluppata		0.00 0.47		2.97		5.47 5.95
Progressiva		-2.83 -2.50		-0.00		-2.50 -2.84
Dislivelli		0.00 0.33		-0.00		-0.06 -0.00

Sezione: 76  
 Progressiva: 527.077  
 Q. Progetto: 331.682

Scala H 1/200.00  
 Scala V 1/200.00

330.00

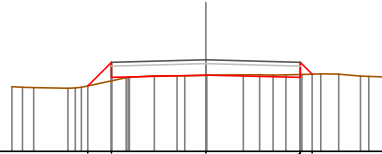


Quote		331.22 331.22		331.28		331.34 331.14
Parziali		0.40	2.50	2.50		0.31
Sviluppata Par.		0.57	2.50	2.50		0.45
Sviluppata		0.00 0.57		3.07		5.57 6.00
Progressiva		-2.90 -2.50		-0.00		-2.50 -2.81
Dislivelli		0.00 0.39		-0.06		-0.12 -0.00

Sezione: 77  
 Progressiva: 540.000  
 Q. Progetto: 332.415

Scala H 1/200.00  
 Scala V 1/200.00

330.00

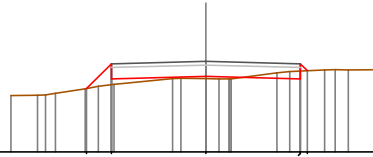


Quote		331.73 331.95		332.02		331.95 332.04
Parziali		0.63	2.50	2.50		0.31
Sviluppata Par.		0.89	2.50	2.50		0.44
Sviluppata		0.00 0.89		3.39		5.89 6.33
Progressiva		-3.13 -2.50		-0.00		-2.50 -2.81
Dislivelli		-0.00 0.49		0.01		-0.08 -0.00

Sezione: 78  
 Progressiva: 560.000  
 Q. Progetto: 333.391

Scala H 1/200.00  
 Scala V 1/200.00

331.00

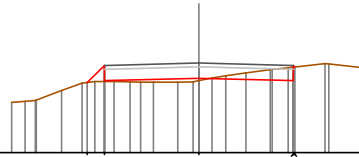


Quote		332.67	332.93	332.96	332.93	331.14
Parziali		0.65	2.50	2.50		
Sviluppata Par.		0.93	2.50	2.50		
Sviluppata		0.00	0.93	3.43	5.93	6.19
Progressiva		-3.15	-2.50	0.00	2.50	2.89
Dislivelli		0.00	0.55	0.06	-0.21	-0.00

Sezione: 79  
 Progressiva: 580.000  
 Q. Progetto: 334.366

Scala H 1/200.00  
 Scala V 1/200.00

332.00

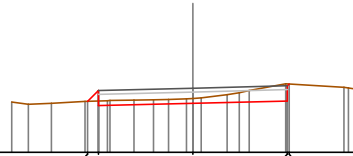


Quote		333.95	333.90	333.97	333.90	334.26
Parziali		0.45	2.50	2.50		
Sviluppata Par.		0.64	2.50	2.50		
Sviluppata		0.00	0.64	3.14	5.64	5.70
Progressiva		-2.95	-2.50	0.00	2.50	2.54
Dislivelli		0.00	0.42	0.06	-0.36	0.00

Sezione: 80  
 Progressiva: 586.791  
 Q. Progetto: 334.698

Scala H 1/200.00  
 Scala V 1/200.00

333.00

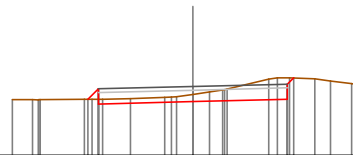


Quote		334.35	334.24	334.30	334.36	334.61
Parziali		0.28	2.50	2.50		
Sviluppata Par.		0.41	2.50	2.50		
Sviluppata		0.00	0.41	2.91	5.41	5.47
Progressiva		-2.79	-2.50	0.00	2.50	2.55
Dislivelli		0.00	-0.28	-0.13	-0.45	0.00

Sezione: 81  
 Progressiva: 589.234  
 Q. Progetto: 334.817

Scala H 1/200.00  
 Scala V 1/200.00

333.00



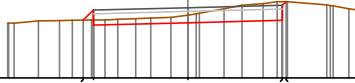
Quote		334.48	334.35	334.42	334.48	335.04
Parziali		0.27	2.50	2.50		
Sviluppata Par.		0.39	2.50	2.50		
Sviluppata		0.00	0.39	2.89	5.39	5.62
Progressiva		-2.77	-2.50	0.00	2.50	2.66
Dislivelli		0.00	-0.27	-0.19	-0.57	0.00



Sezione: 82  
 Progressiva: 590.000  
 Q. Progetto: 334.854

Scala H 1/200.00  
 Scala V 1/200.00

333.00

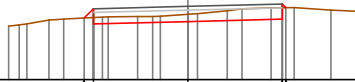


Quote	334.85	334.86	334.45	334.85	335.01
Parziali	0.27	2.50	2.50		
Sviluppata Par.	0.38	2.50	2.50		
Sviluppata	0.00	0.38	2.88	5.38	5.51
Progressiva	-2.77	-2.50	0.00	2.50	2.60
Dislivelli	0.00	0.26	-0.21	-0.50	0.00

Sezione: 83  
 Progressiva: 591.676  
 Q. Progetto: 334.936

Scala H 1/200.00  
 Scala V 1/200.00

333.00



Quote	334.63	334.47	334.54	334.60	334.90
Parziali	0.24	2.50	2.50		
Sviluppata Par.	0.34	2.50	2.50		
Sviluppata	0.00	0.34	2.85	5.35	5.48
Progressiva	-2.74	-2.50	0.00	2.50	2.60
Dislivelli	-0.00	0.23	-0.19	-0.30	0.00

Sezione: 84  
 Progressiva: 600.000  
 Q. Progetto: 335.347

Scala H 1/200.00  
 Scala V 1/200.00

333.00

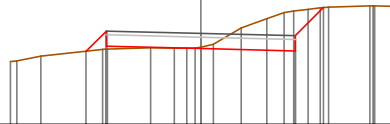


Quote	334.90	334.88	334.06	334.88	335.01
Parziali	0.38	2.50	2.50	0.72	
Sviluppata Par.	0.54	2.50	2.50	1.02	
Sviluppata	0.00	0.54	3.04	5.54	6.56
Progressiva	-2.88	-2.50	0.00	2.50	3.22
Dislivelli	0.00	-0.35	-0.03	-0.98	0.00

Sezione: 85  
 Progressiva: 601.119  
 Q. Progetto: 335.402

Scala H 1/200.00  
 Scala V 1/200.00

333.00

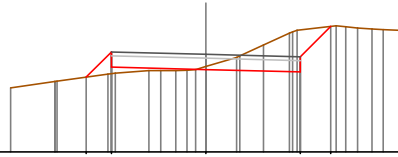


Quote	334.60	335.06	335.00	334.94	335.09
Parziali	0.53	2.50	2.50	0.75	
Sviluppata Par.	0.76	2.50	2.50	1.05	
Sviluppata	0.00	0.76	3.26	5.76	6.81
Progressiva	-3.03	-2.50	0.00	2.50	3.25
Dislivelli	0.00	0.48	-0.04	-1.06	0.00

Sezione: 86  
 Progressiva: 604.622  
 Q. Progetto: 335.575

Scala H 1/200.00  
 Scala V 1/200.00

333.00

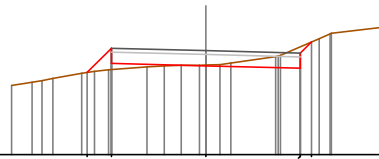


Quote		334.97	335.24	335.18	335.11	335.31
Parziali		0.66	2.50	2.50	0.80	
Sviluppata Par.		0.94	2.50	2.50	1.13	
Sviluppata		0.00	0.94	3.44	5.94	7.07
Progressiva		-3.16	-2.50	0.00	2.50	3.30
Dislivelli		0.00	0.57	-0.08	-1.11	0.00

Sezione: 87  
 Progressiva: 608.125  
 Q. Progetto: 335.748

Scala H 1/200.00  
 Scala V 1/200.00

333.00

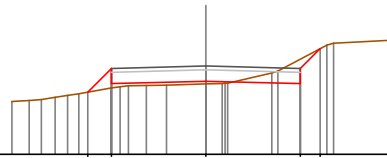


Quote		335.17	335.41	335.35	335.29	335.38
Parziali		0.64	2.50	2.50	0.29	
Sviluppata Par.		0.90	2.50	2.50	0.41	
Sviluppata		0.00	0.90	3.41	5.91	6.32
Progressiva		-3.14	-2.50	0.00	2.50	2.79
Dislivelli		0.00	0.57	-0.02	-0.57	0.00

Sezione: 88  
 Progressiva: 620.000  
 Q. Progetto: 336.335

Scala H 1/200.00  
 Scala V 1/200.00

334.00

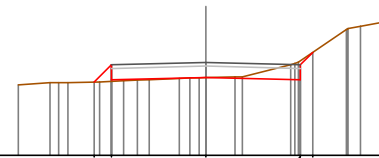


Quote		335.65	335.67	335.94	335.67	335.60
Parziali		0.63	2.50	2.50	0.52	
Sviluppata Par.		0.89	2.50	2.50	0.74	
Sviluppata		0.00	0.89	3.39	5.89	6.63
Progressiva		-3.13	-2.50	0.00	2.50	3.02
Dislivelli		0.00	0.52	0.07	-0.64	-0.00

Sezione: 89  
 Progressiva: 640.000  
 Q. Progetto: 337.456

Scala H 1/200.00  
 Scala V 1/200.00

335.00

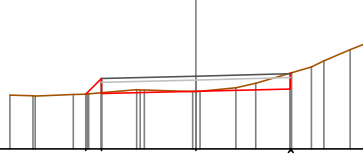


Quote		335.94	335.99	337.06	335.99	337.72
Parziali		0.46	2.50	2.50	0.33	
Sviluppata Par.		0.65	2.50	2.50	0.46	
Sviluppata		0.00	0.65	3.15	5.65	6.11
Progressiva		-2.96	-2.50	0.00	2.50	2.83
Dislivelli		0.00	0.44	0.00	-0.51	0.00

Sezione: 90  
 Progressiva: 645.974  
 Q. Progetto: 337.920

Scala H 1/200.00  
 Scala V 1/200.00

336.00

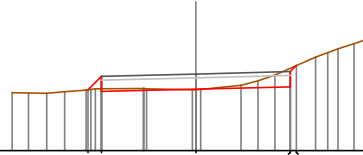


Quote		337.44	337.46	337.56	337.58	337.61
Parziali		0.41	2.50	2.50		
Sviluppata Par.		0.59	2.50	2.50		
Sviluppata		0.00	0.59	3.09	5.59	5.63
Progressiva		-2.91	-2.50	0.00	2.50	2.53
Dislivelli		0.00	0.38	0.00	-0.42	-0.00

Sezione: 91  
 Progressiva: 647.288  
 Q. Progetto: 338.025

Scala H 1/200.00  
 Scala V 1/200.00

336.00

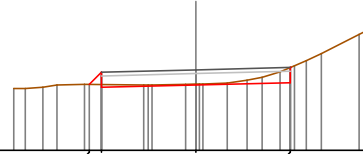


Quote		337.61	337.66	337.63	337.69	338.25
Parziali		0.36	2.50	2.50		
Sviluppata Par.		0.50	2.50	2.50		
Sviluppata		0.00	0.50	3.00	5.51	5.73
Progressiva		-2.86	-2.50	0.00	2.50	2.66
Dislivelli		-0.00	-0.33	0.01	-0.49	0.00

Sezione: 92  
 Progressiva: 648.601  
 Q. Progetto: 338.130

Scala H 1/200.00  
 Scala V 1/200.00

336.00

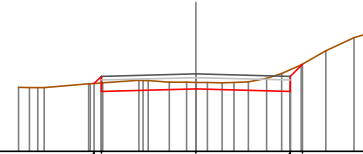


Quote		337.75	337.67	337.73	337.79	
Parziali		0.32	2.50	2.50		
Sviluppata Par.		0.62	2.50	2.50		
Sviluppata		0.00	0.45	2.95	5.45	
Progressiva		-2.82	-2.50	0.00	2.50	
Dislivelli		0.00	-0.33	-0.02	-0.40	

Sezione: 93  
 Progressiva: 660.000  
 Q. Progetto: 339.044

Scala H 1/200.00  
 Scala V 1/200.00

337.00

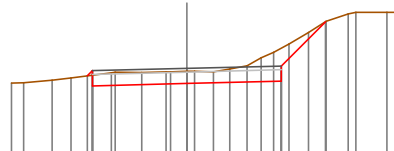


Quote		338.79	338.86	338.64	338.96	339.30
Parziali		0.18	2.50	2.50	0.32	
Sviluppata Par.		0.27	2.50	2.50	0.15	
Sviluppata		0.00	0.27	2.77	5.27	5.72
Progressiva		-2.69	-2.50	0.00	2.50	2.82
Dislivelli		0.00	-0.18	-0.18	-0.57	0.00

Sezione: 94  
 Progressiva: 674.487  
 Q. Progetto: 340.206

Scala H 1/200.00  
 Scala V 1/200.00

338.00

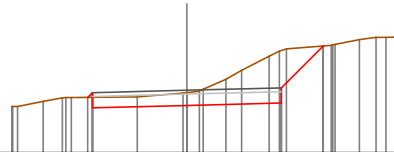


Quote		340.01	339.74	339.81	339.87	341.43
Parziali			2.50	2.50	1.17	
Sviluppata Par.			2.50	2.50	1.65	
Sviluppata		0.00	0.19	2.69	5.19	6.84
Progressiva		-2.63	-2.50	0.00	2.50	3.67
Dislivelli		0.00	0.12	-0.32	-0.87	-0.00

Sezione: 95  
 Progressiva: 680.000  
 Q. Progetto: 340.648

Scala H 1/200.00  
 Scala V 1/200.00

339.00

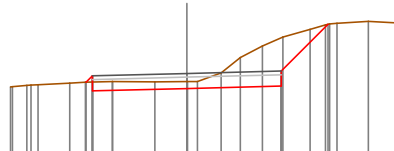


Quote		340.46	340.19	340.25	340.31	341.82
Parziali			2.50	2.50	1.11	
Sviluppata Par.			2.50	2.50	1.57	
Sviluppata		0.00	0.18	2.68	5.18	6.75
Progressiva		-2.63	-2.50	0.00	2.50	3.61
Dislivelli		-0.00	0.13	-0.34	-1.39	-0.00

Sezione: 96  
 Progressiva: 685.502  
 Q. Progetto: 341.089

Scala H 1/200.00  
 Scala V 1/200.00

339.00

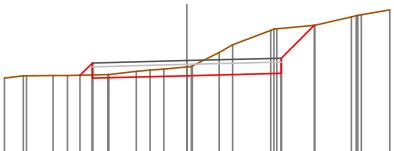


Quote		340.86	340.60	340.69	340.75	342.39
Parziali			2.50	2.50	1.24	
Sviluppata Par.			2.50	2.50	1.75	
Sviluppata		0.00	0.23	2.74	5.24	6.99
Progressiva		-2.67	-2.50	0.00	2.50	3.74
Dislivelli		-0.00	0.16	-0.18	-1.28	-0.00

Sezione: 97  
 Progressiva: 690.000  
 Q. Progetto: 341.449

Scala H 1/200.00  
 Scala V 1/200.00

339.00

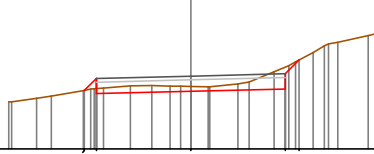


Quote		341.06	340.99	341.05	341.11	342.38
Parziali			0.32	2.50	2.50	0.87
Sviluppata Par.			0.16	2.50	2.50	1.23
Sviluppata		0.00	0.46	2.96	5.46	6.69
Progressiva		-2.82	-2.50	0.00	2.50	3.37
Dislivelli		0.00	0.32	-0.23	-1.19	0.00

Sezione: 98  
 Progressiva: 696.516  
 Q. Progetto: 341.921

Scala H 1/200.00  
 Scala V 1/200.00

340.00

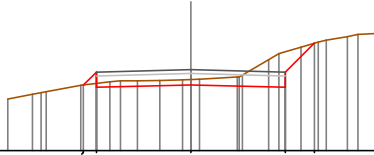


Quote		341.54	341.46	341.92	341.98	342.26
Parziali		0.00	2.50	2.50	0.37	
Sviluppata Par.		0.00	2.50	2.50	0.52	0.37
Sviluppata		0.00	0.45	2.95	5.45	5.97
Progressiva		-0.00	-2.82	-2.50	0.00	-0.56
Dislivelli		-0.00	-0.27	-0.13	0.00	-0.00

Sezione: 99  
 Progressiva: 700.000  
 Q. Progetto: 342.138

Scala H 1/200.00  
 Scala V 1/200.00

340.00

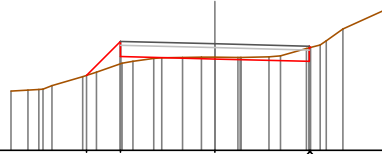


Quote		341.74	341.68	341.74	341.68	342.94
Parziali		0.00	2.50	2.50	0.77	
Sviluppata Par.		0.00	2.50	2.50	1.08	
Sviluppata		0.00	0.48	2.98	5.48	6.57
Progressiva		0.00	-2.84	-2.50	2.50	-0.94
Dislivelli		0.00	0.30	-0.14	0.00	0.00

Sezione: 100  
 Progressiva: 715.432  
 Q. Progetto: 342.819

Scala H 1/200.00  
 Scala V 1/200.00

340.00

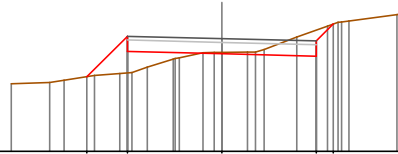


Quote		341.99	342.48	342.42	342.96	342.72
Parziali		0.90	2.50	2.50		
Sviluppata Par.		1.27	2.50	2.50		
Sviluppata		0.00	1.27	3.77	6.27	6.32
Progressiva		-3.40	-2.50	0.00	2.50	2.53
Dislivelli		-0.00	-0.59	-0.04	-0.36	0.00

Sezione: 101  
 Progressiva: 720.000  
 Q. Progetto: 342.978

Scala H 1/200.00  
 Scala V 1/200.00

340.00

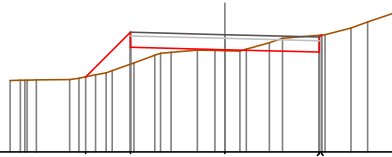


Quote		341.97	342.94	342.86	342.82	343.36
Parziali		1.07	2.50	2.50	0.45	
Sviluppata Par.		1.51	2.50	2.50	0.63	0.45
Sviluppata		0.00	1.51	4.01	6.51	7.15
Progressiva		-3.57	-2.50	0.00	2.50	2.95
Dislivelli		-0.00	0.97	-0.04	-0.69	0.00

Sezione: 102  
 Progressiva: 723.086  
 Q. Progetto: 343.098

Scala H 1/200.00  
 Scala V 1/200.00

340.00

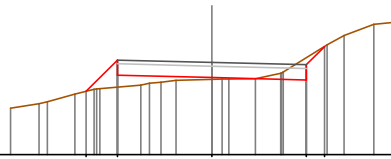


Quote		341.98	342.76	342.70	342.64	342.08
Parziali		1.18	2.50	2.50		
Sviluppata Par.		1.67	2.50	2.50		
Sviluppata		0.00	1.67	4.17	6.67	6.75
Progressiva		-3.68	-2.50	0.00	2.50	2.55
Dislivelli		0.00	0.84	0.03	-0.45	0.00

Sezione: 103  
 Progressiva: 730.000  
 Q. Progetto: 343.438

Scala H 1/200.00  
 Scala V 1/200.00

341.00

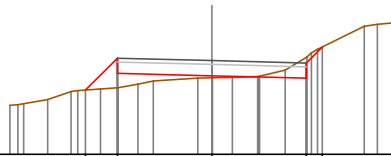


Quote		342.67	343.10	343.04	342.98	343.96
Parziali		0.83	2.50	2.50	0.48	
Sviluppata Par.		1.17	2.50	2.50	0.68	
Sviluppata		0.00	1.17	3.67	6.17	6.85
Progressiva		-3.33	-2.50	0.00	2.50	2.98
Dislivelli		-0.00	0.72	0.05	-0.58	0.00

Sezione: 104  
 Progressiva: 730.740  
 Q. Progetto: 343.480

Scala H 1/200.00  
 Scala V 1/200.00

341.00

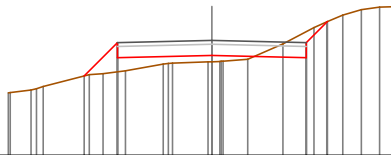


Quote		342.70	343.14	343.08	343.02	343.84
Parziali		0.84	2.50	2.50	0.42	
Sviluppata Par.		1.19	2.50	2.50	0.59	
Sviluppata		0.00	1.19	3.69	6.19	6.79
Progressiva		-3.34	-2.50	0.00	2.50	2.92
Dislivelli		-0.00	-0.78	-0.06	-0.55	-0.00

Sezione: 105  
 Progressiva: 740.000  
 Q. Progetto: 344.039

Scala H 1/200.00  
 Scala V 1/200.00

341.00

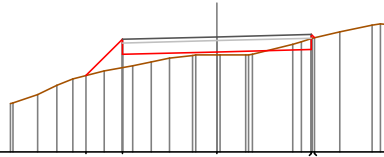


Quote		343.10	343.58	343.54	343.58	344.53
Parziali		0.88	2.50	2.50	0.56	
Sviluppata Par.		1.25	2.50	2.50	0.79	
Sviluppata		0.00	1.25	3.75	6.25	7.03
Progressiva		-3.38	-2.50	0.00	2.50	3.06
Dislivelli		0.00	0.77	0.17	-0.69	-0.00

Sezione: 106  
 Progressiva: 756.730  
 Q. Progetto: 345.040

Scala H 1/200.00  
 Scala V 1/200.00

342.00

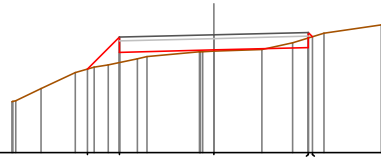


Quote		344.02	344.56	344.64	344.70	345.02
Parziali		0.96	2.50	2.50		
Sviluppata Par.		1.36	2.50	2.50		
Sviluppata		0.00	1.36	3.86	6.36	6.48
Progressiva		-3.46	-2.50	0.00	2.50	2.59
Dislivelli		-0.00	0.75	0.08	-0.29	-0.00

Sezione: 107  
 Progressiva: 758.183  
 Q. Progetto: 345.116

Scala H 1/200.00  
 Scala V 1/200.00

342.00

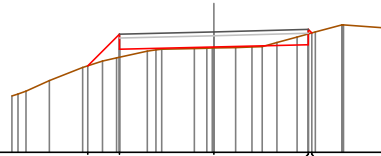


Quote		344.21	344.65	344.72	344.78	345.07
Parziali		0.84	2.50	2.50		
Sviluppata Par.		1.19	2.50	2.50		
Sviluppata		0.00	1.19	3.69	6.20	6.35
Progressiva		-3.34	-2.50	0.00	2.50	2.61
Dislivelli		0.00	0.67	0.04	-0.25	0.00

Sezione: 108  
 Progressiva: 759.635  
 Q. Progetto: 345.188

Scala H 1/200.00  
 Scala V 1/200.00

342.00

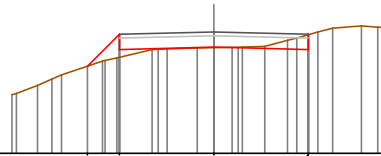


Quote		344.29	344.73	344.79	344.85	345.16
Parziali		0.84	2.50	2.50		
Sviluppata Par.		1.19	2.50	2.50		
Sviluppata		0.00	1.19	3.69	6.19	6.31
Progressiva		-3.34	-2.50	0.00	2.50	2.59
Dislivelli		-0.00	-0.61	-0.03	-0.29	0.00

Sezione: 109  
 Progressiva: 760.000  
 Q. Progetto: 345.205

Scala H 1/200.00  
 Scala V 1/200.00

342.00

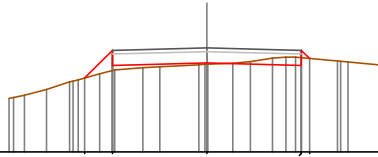


Quote		344.30	344.74	344.80	344.74	
Parziali		0.84	2.50	2.50		
Sviluppata Par.		1.19	2.50	2.50		
Sviluppata		0.00	1.19	3.69	6.19	
Progressiva		-3.34	-2.50	0.00	2.50	
Dislivelli		0.00	0.60	0.02	-0.39	

Sezione: 110  
 Progressiva: 780.000  
 Q. Progetto: 345.747

Scala H 1/200.00  
 Scala V 1/200.00

343.00

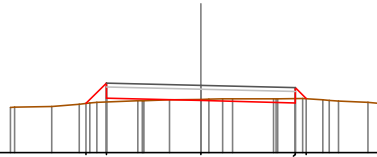


Quote		341.95	342.28	343.35	343.28	343.41
Parziali		0.73	2.50	2.50	0.28	
Sviluppata Par.		1.04	2.50	2.50	0.31	
Sviluppata	0.00	0.00	1.04	3.54	6.04	6.34
Progressiva	-3.23	-2.50	-2.50	0.00	2.50	2.72
Dislivelli	-0.00	0.54	0.03	0.00	-0.20	0.00

Sezione: 111  
 Progressiva: 787.300  
 Q. Progetto: 345.777

Scala H 1/200.00  
 Scala V 1/200.00

344.00

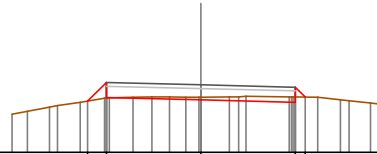


Quote		343.30	343.44	343.38	343.31	343.43
Parziali		0.54	2.50	2.50	0.29	
Sviluppata Par.		0.76	2.50	2.50	0.20	
Sviluppata	0.00	0.00	0.76	3.26	5.76	6.17
Progressiva	-3.04	-2.50	-2.50	0.00	2.50	2.79
Dislivelli	-0.00	0.50	-0.03	0.00	-0.12	0.00

Sezione: 112  
 Progressiva: 790.169  
 Q. Progetto: 345.787

Scala H 1/200.00  
 Scala V 1/200.00

344.00

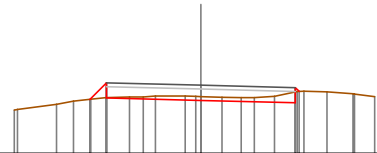


Quote		343.36	343.45	343.39	343.32	343.46
Parziali		0.49	2.50	2.50	0.26	
Sviluppata Par.		0.70	2.50	2.50	0.37	
Sviluppata	0.00	0.00	0.70	3.20	5.70	6.07
Progressiva	-2.99	-2.50	-2.50	0.00	2.50	2.76
Dislivelli	-0.00	0.42	-0.07	0.00	-0.14	0.00

Sezione: 113  
 Progressiva: 793.039  
 Q. Progetto: 345.798

Scala H 1/200.00  
 Scala V 1/200.00

344.00



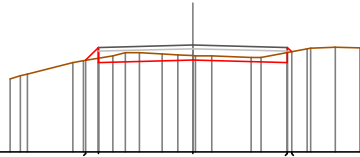
Quote		343.42	343.46	343.40	343.34	343.44
Parziali		0.44	2.50	2.50	0.26	
Sviluppata Par.		0.62	2.50	2.50	0.26	
Sviluppata	0.00	0.00	0.62	3.12	5.62	5.76
Progressiva	-2.94	-2.50	-2.50	0.00	2.50	2.60
Dislivelli	-0.00	0.39	-0.10	0.00	-0.29	0.00



Sezione: 114  
 Progressiva: 800.000  
 Q. Progetto: 345.823

Scala H 1/200.00  
 Scala V 1/200.00

343.00

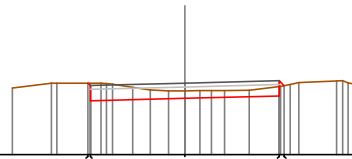


Quote		345.42 345.36	345.42	345.36 345.05
Parziali		0.28	2.50	2.50
Sviluppata Par.		0.48	2.50	2.50
Sviluppata		0.00 0.48	2.98	5.48 5.64
Progressiva		-2.84 -2.50	-0.00	2.50 2.61
Dislivelli		0.00 0.28	-0.12	-0.27 0.00

Sezione: 115  
 Progressiva: 817.878  
 Q. Progetto: 345.888

Scala H 1/200.00  
 Scala V 1/200.00

344.00

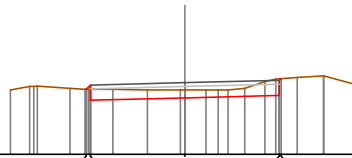


Quote		345.89 345.43	345.89	345.85 345.82
Parziali		2.50	2.50	
Sviluppata Par.		2.50	2.50	
Sviluppata		0.00 0.09	2.59	5.09 5.27
Progressiva		-2.56 -2.50	-0.00	2.50 2.63
Dislivelli		0.00 -0.06	-0.20	-0.25 0.00

Sezione: 116  
 Progressiva: 820.000  
 Q. Progetto: 345.896

Scala H 1/200.00  
 Scala V 1/200.00

344.00

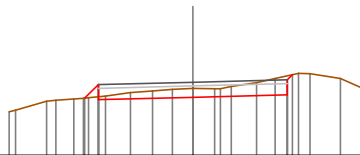


Quote		345.72 345.43	345.50	345.06 345.00
Parziali		2.50	2.50	
Sviluppata Par.		2.50	2.50	
Sviluppata		0.00 0.16	2.66	5.16 5.23
Progressiva		-2.61 -2.50	-0.00	2.50 2.55
Dislivelli		0.00 0.11	-0.20	-0.44 0.00

Sezione: 117  
 Progressiva: 829.574  
 Q. Progetto: 345.931

Scala H 1/200.00  
 Scala V 1/200.00

344.00

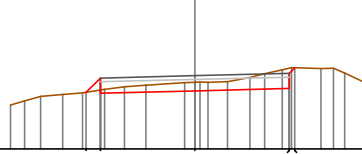


Quote		345.51 345.47	345.50	345.50 345.10
Parziali		0.36	2.50	2.50
Sviluppata Par.		0.51	2.50	2.50
Sviluppata		0.00 0.51	3.01	5.51 5.70
Progressiva		-2.86 -2.50	-0.00	2.50 2.64
Dislivelli		0.00 0.32	-0.23	-0.51 0.00

Sezione: 118  
 Progressiva: 830.000  
 Q. Progetto: 345.933

Scala H 1/200.00  
 Scala V 1/200.00

344.00

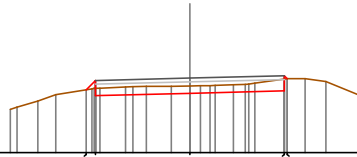


Quote		345.48 345.47	345.53	345.65 345.14
Parziali		0.38 2.50	2.50	
Sviluppata Par.		0.54 2.50	2.50	
Sviluppata		0.00 0.54	3.04	5.54 5.74
Progressiva		-2.88 -2.50	0.00	2.50 2.65
Dislivelli		0.00 0.32	-0.23	-0.53 0.00

Sezione: 119  
 Progressiva: 840.000  
 Q. Progetto: 345.970

Scala H 1/200.00  
 Scala V 1/200.00

344.00

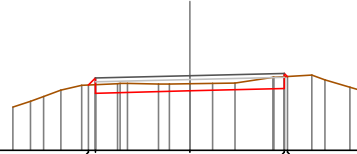


Quote		345.96 345.51	345.57	345.63 345.96
Parziali		0.24 2.50	2.50	
Sviluppata Par.		0.35 2.50	2.50	
Sviluppata		0.00 0.35	2.85	5.35 5.45
Progressiva		-2.74 -2.50	0.00	2.50 2.57
Dislivelli		0.00 0.21	-0.19	-0.32 0.00

Sezione: 120  
 Progressiva: 841.269  
 Q. Progetto: 345.974

Scala H 1/200.00  
 Scala V 1/200.00

344.00

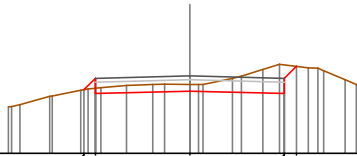


Quote		345.73 345.51	345.57	345.64 345.96
Parziali		0.18 2.50	2.50	
Sviluppata Par.		0.26 2.50	2.50	
Sviluppata		0.00 0.26	2.76	5.26 5.38
Progressiva		-2.68 -2.50	0.00	2.50 2.58
Dislivelli		0.00 0.17	-0.19	-0.31 -0.00

Sezione: 121  
 Progressiva: 860.000  
 Q. Progetto: 346.043

Scala H 1/200.00  
 Scala V 1/200.00

344.00

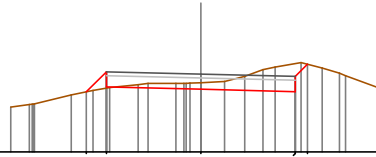


Quote		345.68 345.58	345.64	345.58 345.50
Parziali		0.30 2.50	2.50	
Sviluppata Par.		0.12 2.50	2.50	
Sviluppata		0.00 0.42	2.93	5.43 5.88
Progressiva		-2.80 -2.50	0.00	2.50 2.82
Dislivelli		0.00 0.26	-0.18	-0.76 -0.00

Sezione: 122  
 Progressiva: 862.806  
 Q. Progetto: 346.053

Scala H 1/200.00  
 Scala V 1/200.00

344.00

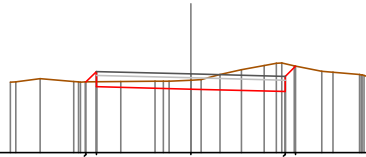


Quote		346.58 346.72	346.65	346.65 346.31
Parziali		0.53 2.50	2.50	0.35 6.21
Sviluppata Par.		0.75 2.50	2.50	0.45 6.21
Sviluppata		0.00 0.75	3.25	5.75 6.21
Progressiva		-3.03 -2.50	-0.16 0.00	2.50 2.82
Dislivelli		-0.00 -0.44	-0.16 0.00	-0.74 0.00

Sezione: 123  
 Progressiva: 870.000  
 Q. Progetto: 346.079

Scala H 1/200.00  
 Scala V 1/200.00

344.00

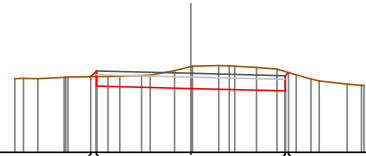


Quote		346.87 346.74	346.68	346.62 346.29
Parziali		0.27 2.50	2.50	0.27 5.77
Sviluppata Par.		0.39 2.50	2.50	0.38 5.77
Sviluppata		0.00 0.39	2.89	5.39 5.77
Progressiva		-2.77 -2.50	-0.24 0.00	2.50 2.77
Dislivelli		-0.00 0.27	-0.24 0.00	-0.73 0.00

Sezione: 124  
 Progressiva: 875.000  
 Q. Progetto: 346.091

Scala H 1/200.00  
 Scala V 1/200.00

344.00

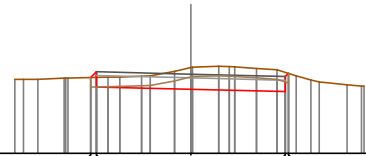


Quote		346.00 346.75	346.69	346.63 346.11
Parziali		2.50	2.50	5.33
Sviluppata Par.		2.50	2.50	5.33
Sviluppata		0.00 0.22	2.72	5.22 5.33
Progressiva		-2.65 -2.50	-0.58 0.00	2.50 2.58
Dislivelli		-0.00 0.15	-0.58 0.00	-0.51 0.00

Sezione: 124  
 Progressiva: 875.000  
 Q. Progetto: 346.091

Scala H 1/200.00  
 Scala V 1/200.00

344.00

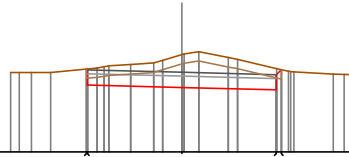


Quote		346.00 346.75	346.69	346.63 346.11
Parziali		2.50	2.50	5.33
Sviluppata Par.		2.50	2.50	5.33
Sviluppata		0.00 0.22	2.72	5.22 5.33
Progressiva		-2.65 -2.50	-0.58 0.00	2.50 2.58
Dislivelli		-0.00 0.15	-0.58 0.00	-0.51 0.00

Sezione: 125  
 Progressiva: 880.000  
 Q. Progetto: 346.101

Scala H 1/200.00  
 Scala V 1/200.00

344.00

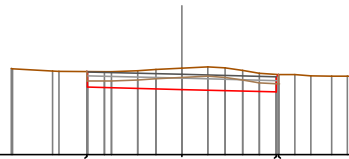


Quote	346.15 346.75	346.75	346.64 346.17
Parziali	2.50	2.50	
Sviluppata Par.	2.50	2.50	
Sviluppata	0.00 0.04	2.54	5.04 5.23
Progressiva	-0.00 -2.53 -0.03 -2.50	0.00 2.54	-0.56 2.50 0.00 2.63
Dislivelli		-0.87	

Sezione: 126  
 Progressiva: 890.000  
 Q. Progetto: 346.122

Scala H 1/200.00  
 Scala V 1/200.00

344.00

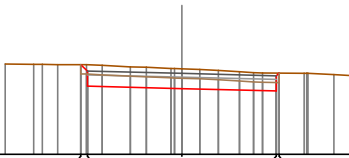


Quote	346.78	346.72	346.66 346.12
Parziali	2.50	2.50	
Sviluppata Par.	2.50	2.50	
Sviluppata	0.00	2.50	5.00 5.09
Progressiva	0.00 -2.51	0.00 2.50	-0.46 2.50 -0.00 2.56
Dislivelli		-0.56	

Sezione: 127  
 Progressiva: 900.000  
 Q. Progetto: 346.142

Scala H 1/200.00  
 Scala V 1/200.00

344.00

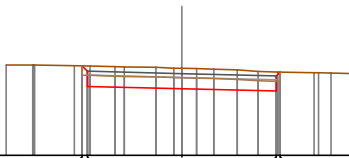


Quote	346.38 346.60	346.74	346.68 346.15
Parziali	2.50	2.50	
Sviluppata Par.	2.50	2.50	
Sviluppata	0.00 0.24	2.74	5.24 5.34
Progressiva	-0.00 -2.67 -0.17 -2.50	0.00 2.74	-0.47 2.50 0.00 2.57
Dislivelli		-0.52	

Sezione: 128  
 Progressiva: 907.239  
 Q. Progetto: 346.157

Scala H 1/200.00  
 Scala V 1/200.00

344.00



Quote	346.36 346.52	346.76	346.69 346.20
Parziali	2.50	2.50	
Sviluppata Par.	2.50	2.50	
Sviluppata	0.00 0.20	2.70	5.20 5.35
Progressiva	-0.00 -2.64 -0.14 -2.50	0.00 2.70	-0.51 2.50 0.00 2.60
Dislivelli		-0.54	

Sezione: 129  
 Progressiva: 910.000  
 Q. Progetto: 346.163

Scala H 1/200.00  
 Scala V 1/200.00

344.00

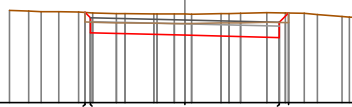


Quote		346.33 346.61	346.76	347.75 348.23
Parziali		2.50	2.50	
Sviluppata Par.		2.50	2.50	
Sviluppata		0.00 0.15	2.65	5.15 5.34
Progressiva		-2.60 -2.50	0.00	2.50 2.63
Dislivelli		0.00 -0.11	-0.55	-0.54 0.00

Sezione: 130  
 Progressiva: 920.000  
 Q. Progetto: 346.183

Scala H 1/200.00  
 Scala V 1/200.00

344.00

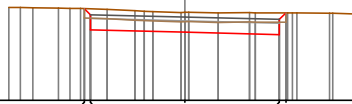


Quote		346.39 346.65	346.78	346.72 346.97
Parziali		2.50	2.50	0.35
Sviluppata Par.		2.50	2.50	0.35
Sviluppata		0.00 0.20	2.70	5.20 5.55
Progressiva		-2.64 -2.50	0.00	2.50 2.75
Dislivelli		0.00 -0.13	-0.56	-0.65 0.00

Sezione: 131  
 Progressiva: 930.000  
 Q. Progetto: 346.204

Scala H 1/200.00  
 Scala V 1/200.00

344.00



Quote		346.43 346.67	346.80	346.74 346.92
Parziali		2.50	2.50	0.17
Sviluppata Par.		2.50	2.50	0.17
Sviluppata		0.00 0.23	2.73	5.23 5.47
Progressiva		-2.66 -2.50	0.00	2.50 2.67
Dislivelli		0.00 -0.16	-0.53	-0.57 0.00

Sezione: 132  
 Progressiva: 940.000  
 Q. Progetto: 346.224

Scala H 1/200.00  
 Scala V 1/200.00

344.00

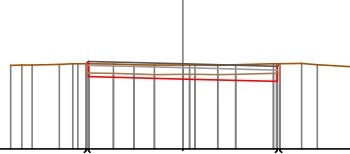


Quote		346.35 346.59	346.82	346.76 346.93
Parziali		2.50	2.50	
Sviluppata Par.		2.50	2.50	
Sviluppata		0.00 0.09	2.59	5.09 5.18
Progressiva		-2.56 -2.50	0.00	2.50 2.57
Dislivelli		0.00 -0.06	-0.44	-0.47 0.00

Sezione: 133  
 Progressiva: 950.000  
 Q. Progetto: 346.244

Scala H 1/200.00  
 Scala V 1/200.00

344.00

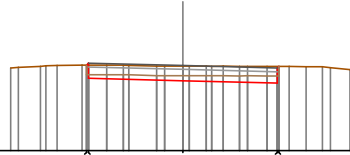


Quote		346.25 345.91	346.84	346.75 346.25
Parziali		2.50	2.50	
Sviluppata Par.		2.50	2.50	
Sviluppata		0.00 0.08	2.58	5.08 5.18
Progressiva		-0.00 -2.56	0.00	2.50 2.57
Dislivelli		0.06	-0.37	0.00

Sezione: 134  
 Progressiva: 951.673  
 Q. Progetto: 346.248

Scala H 1/200.00  
 Scala V 1/200.00

344.00

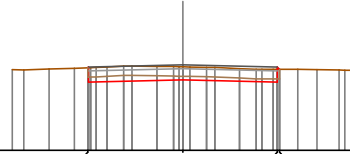


Quote		346.26 345.91	346.85	346.79 346.22
Parziali		2.50	2.50	
Sviluppata Par.		2.50	2.50	
Sviluppata		0.00 0.07	2.57	5.07 5.13
Progressiva		0.00 -2.55	0.00	2.50 2.54
Dislivelli		0.05	-0.38	-0.44

Sezione: 135  
 Progressiva: 960.000  
 Q. Progetto: 346.265

Scala H 1/200.00  
 Scala V 1/200.00

344.00

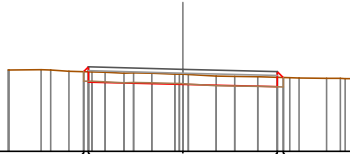


Quote		346.90	346.86	346.90 346.14
Parziali		2.50	2.50	
Sviluppata Par.		2.50	2.50	
Sviluppata		0.00	2.50	5.00 5.08
Progressiva		-0.00 -2.52	0.00	2.50 2.56
Dislivelli		0.00	-0.34	-0.34

Sezione: 136  
 Progressiva: 977.502  
 Q. Progetto: 346.166

Scala H 1/200.00  
 Scala V 1/200.00

344.00

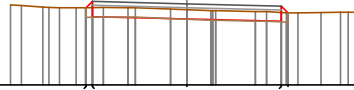


Quote		346.10 346.25	346.77	346.70 346.95
Parziali		2.50	2.50	
Sviluppata Par.		2.50	2.50	
Sviluppata		0.00 0.18	2.68	5.18 5.40
Progressiva		-0.00 -2.62	0.00	2.50 2.66
Dislivelli		0.13	-0.27	-0.25

Sezione: 137  
 Progressiva: 980.000  
 Q. Progetto: 346.140

Scala H 1/200.00  
 Scala V 1/200.00

344.00

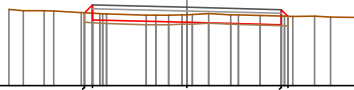


Quote	346.04 346.80	346.74	346.68 346.90
Parziali	2.50	2.50	
Sviluppata Par.	2.50	2.50	
Sviluppata	0.00 0.24	2.74	5.24 5.48
Progressiva	-2.67 -2.50	0.00	2.50 2.67
Dislivelli	0.00 -0.16	-0.24	-0.23 -0.00

Sezione: 138  
 Progressiva: 986.303  
 Q. Progetto: 346.073

Scala H 1/200.00  
 Scala V 1/200.00

344.00

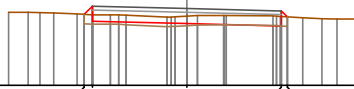


Quote	346.93 346.74	346.67	346.61 346.83
Parziali	2.50	2.50	
Sviluppata Par.	2.50	2.50	
Sviluppata	0.00 0.30	2.80	5.30 5.55
Progressiva	-2.71 -2.50	0.00	2.50 2.68
Dislivelli	0.00 0.22	-0.20	-0.23 0.00

Sezione: 139  
 Progressiva: 990.000  
 Q. Progetto: 346.033

Scala H 1/200.00  
 Scala V 1/200.00

344.00

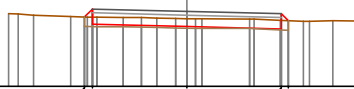


Quote	346.88 346.70	346.63	346.57 346.81
Parziali	2.50	2.50	
Sviluppata Par.	2.50	2.50	
Sviluppata	0.00 0.31	2.81	5.31 5.53
Progressiva	-2.72 -2.50	0.00	2.50 2.66
Dislivelli	0.00 -0.23	-0.20	-0.25 0.00

Sezione: 140  
 Progressiva: 995.104  
 Q. Progetto: 345.979

Scala H 1/200.00  
 Scala V 1/200.00

344.00

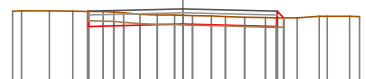


Quote	346.83 346.64	346.58	346.52 346.76
Parziali	2.50	2.50	
Sviluppata Par.	2.50	2.50	
Sviluppata	0.00 0.30	2.80	5.30 5.56
Progressiva	-2.71 -2.50	0.00	2.50 2.69
Dislivelli	0.00 0.22	-0.21	-0.22 0.00

Sezione: 141  
 Progressiva: 1000.000  
 Q. Progetto: 345.926

Scala H 1/200.00  
 Scala V 1/200.00

344.00

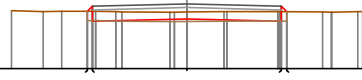


Quote		345.46	345.53	345.46	345.58
Parziali		2.50	2.50		
Sviluppata Par.		2.50	2.50		
Sviluppata		0.00	2.50	5.00	5.24
Progressiva		-2.50	0.00	2.50	2.67
Dislivelli		0.00	-0.23	-0.23	0.00

Sezione: 142  
 Progressiva: 1020.000  
 Q. Progetto: 345.713

Scala H 1/200.00  
 Scala V 1/200.00

344.00

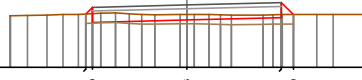


Quote		345.52	345.25	345.31	345.25	345.51
Parziali		2.50	2.50			
Sviluppata Par.		2.50	2.50			
Sviluppata		0.00	0.19	2.69	5.19	5.40
Progressiva		-2.63	-2.50	0.00	2.50	2.65
Dislivelli		0.00	0.14	-0.18	-0.26	-0.00

Sezione: 143  
 Progressiva: 1025.764  
 Q. Progetto: 345.652

Scala H 1/200.00  
 Scala V 1/200.00

344.00

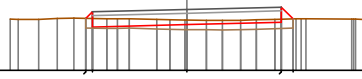


Quote		345.41	345.19	345.25	345.31	345.40
Parziali		2.50	2.50			
Sviluppata Par.		2.50	2.50			
Sviluppata		0.00	0.25	2.75	5.25	5.70
Progressiva		-2.68	-2.50	0.00	2.50	2.82
Dislivelli		0.00	-0.17	-0.15	-0.08	0.00

Sezione: 144  
 Progressiva: 1030.000  
 Q. Progetto: 345.607

Scala H 1/200.00  
 Scala V 1/200.00

344.00



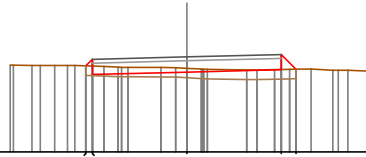
Quote		345.27	345.14	345.21	345.27	345.36
Parziali		2.50	2.50			
Sviluppata Par.		2.50	2.50			
Sviluppata		0.00	0.25	2.75	5.25	5.69
Progressiva		-2.68	-2.50	0.00	2.50	2.81
Dislivelli		0.00	-0.18	-0.12	-0.08	0.00



Sezione: 145  
 Progressiva: 1040.000  
 Q. Progetto: 345.507

Scala H 1/200.00  
 Scala V 1/200.00

343.00  

Quote		343.27 345.64	345.11	345.17 345.18
Parziali		2.50	2.50	0.39
Sviluppata Par.		2.50	2.50	0.55
Sviluppata	0.00	0.00 0.24	2.74	5.24 5.79
Progressiva	-2.67	-2.50	0.00	2.50 2.89
Dislivelli	0.00	0.18	-0.10	-0.00 0.00

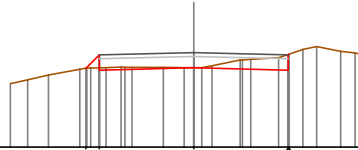
**SEZIONI TRASVERSALI**  
**Profilo longitudinale tratto 13-14**  
**Viabilità di impianto postazione aerogeneratore**  
**WTG07**

<b>DISEGNI DI RIFERIMENTO</b>	
<b>TAVOLA</b>	<b>DESCRIZIONE</b>
WGG-TC8	Viabilità e piazzole - Planimetria di progetto-Fase di cantiere
WGG-TC11-e	Profili longitudinali viabilità di impianto

Sezione: 2  
 Progressiva: 20.000  
 Q. Progetto: 346.496

Scala H 1/200.00  
 Scala V 1/200.00

344.00

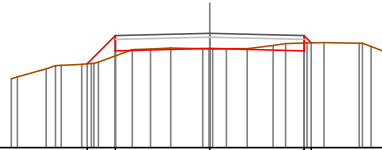


Quote		346.08 346.03		346.10		346.05 346.06
Parziali		0.35	2.50	2.50		
Sviluppata Par.		0.50	2.50	2.50		
Sviluppata		0.00 0.50		0.00 3.00		0.50 5.53
Progressiva		-2.85 -2.50		0.00		2.50 2.52
Dislivelli		-0.00 -0.34		-0.01		-0.42 0.00

Sezione: 3  
 Progressiva: 40.000  
 Q. Progetto: 347.021

Scala H 1/200.00  
 Scala V 1/200.00

344.00

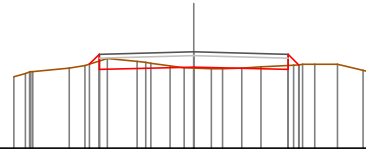


Quote		346.21 346.56		346.62		346.56 346.77
Parziali		0.74	2.50	2.50		0.39
Sviluppata Par.		1.05	2.50	2.50		0.95
Sviluppata		0.00 1.05		0.00 3.55		0.05 6.32
Progressiva		-3.24 -2.50		0.00		2.50 2.69
Dislivelli		0.00 -0.53		0.01		-0.21 -0.00

Sezione: 4  
 Progressiva: 60.000  
 Q. Progetto: 347.547

Scala H 1/200.00  
 Scala V 1/200.00

345.00

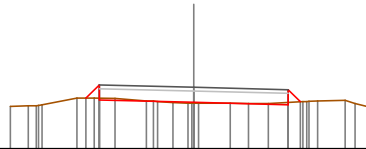


Quote		347.25 347.08		347.15		347.05 347.25
Parziali		0.26	2.50	2.50		0.25
Sviluppata Par.		0.37	2.50	2.50		0.60
Sviluppata		0.00 0.37		0.00 2.87		0.37 5.77
Progressiva		-2.76 -2.50		0.00		2.50 2.78
Dislivelli		0.00 0.18		0.03		-0.11 -0.00

Sezione: 5  
 Progressiva: 63.062  
 Q. Progetto: 347.627

Scala H 1/200.00  
 Scala V 1/200.00

346.00

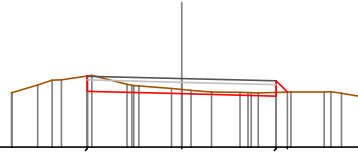


Quote		347.24 347.29		347.23		347.16 347.24
Parziali		0.35	2.50	2.50		0.25
Sviluppata Par.		0.49	2.50	2.50		0.65
Sviluppata		0.00 0.49		0.00 2.99		0.49 5.95
Progressiva		-2.85 -2.50		0.00		2.50 2.82
Dislivelli		-0.00 -0.35		0.02		-0.06 0.00

Sezione: 6  
 Progressiva: 70.000  
 Q. Progetto: 347.810

Scala H 1/200.00  
 Scala V 1/200.00

346.00

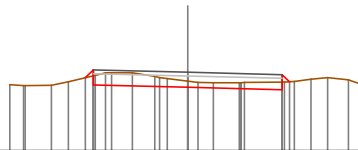


Quote		347.47	347.41	347.35	347.45
Parziali		2.50	2.50	0.00	
Sviluppata Par.		2.50	2.50	0.00	
Sviluppata		0.00	2.50	5.00	5.42
Progressiva		-2.50	0.00	2.50	2.80
Dislivelli		0.00	-0.11	-0.10	-0.00

Sezione: 7  
 Progressiva: 80.000  
 Q. Progetto: 348.073

Scala H 1/200.00  
 Scala V 1/200.00

346.00

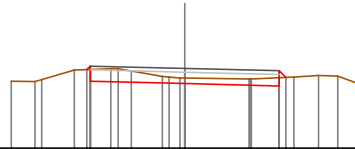


Quote		347.93	347.74	347.67	347.61	347.62
Parziali		0.00	2.50	2.50	0.00	
Sviluppata Par.		0.00	2.50	2.50	0.00	
Sviluppata		0.00	0.30	2.80	5.30	5.57
Progressiva		-2.71	-2.50	0.00	2.50	2.69
Dislivelli		0.00	0.16	-0.17	-0.20	-0.00

Sezione: 8  
 Progressiva: 81.402  
 Q. Progetto: 348.109

Scala H 1/200.00  
 Scala V 1/200.00

346.00

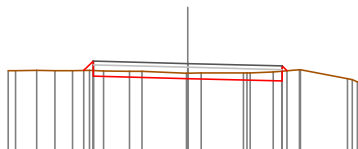


Quote		348.88	347.77	347.71	347.62	347.61
Parziali		2.50	2.50	0.00		
Sviluppata Par.		2.50	2.50	0.00		
Sviluppata		0.00	0.13	2.63	5.13	5.38
Progressiva		-2.59	-2.50	0.00	2.50	2.67
Dislivelli		0.00	0.09	-0.15	-0.22	-0.00

Sezione: 9  
 Progressiva: 90.000  
 Q. Progetto: 348.335

Scala H 1/200.00  
 Scala V 1/200.00

346.00

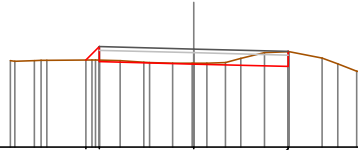


Quote		346.15	346.00	347.94	347.87	346.14
Parziali		0.00	2.50	2.50	0.00	
Sviluppata Par.		0.00	2.50	2.50	0.00	
Sviluppata		0.00	0.35	2.85	5.35	5.53
Progressiva		-2.75	-2.50	0.00	2.50	2.63
Dislivelli		-0.00	0.25	-0.14	-0.26	-0.00

Sezione: 10  
 Progressiva: 99.741  
 Q. Progetto: 348.591

Scala H 1/200.00  
 Scala V 1/200.00

346.00

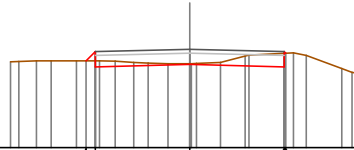


Quote	346.30 346.25	346.19	346.15
Parziali	0.35 2.50	2.50	
Sviluppata Par.	0.50 2.50	2.50	
Sviluppata	0.00 0.50	3.00	5.50
Progressiva	-2.85 -2.50	0.00	2.50
Dislivelli	0.00 -0.36	-0.03	-0.39

Sezione: 11  
 Progressiva: 100.000  
 Q. Progetto: 348.598

Scala H 1/200.00  
 Scala V 1/200.00

346.00

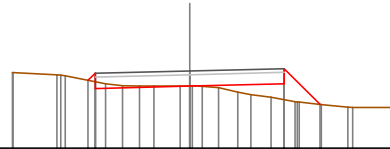


Quote	348.30 348.14	348.20	348.14 348.09
Parziali	0.36 2.50	2.50	
Sviluppata Par.	0.36 2.50	2.50	
Sviluppata	0.00 0.34	2.84	5.34 5.40
Progressiva	-2.74 -2.50	0.00	2.50 2.54
Dislivelli	0.00 0.24	-0.02	-0.36 0.00

Sezione: 12  
 Progressiva: 116.916  
 Q. Progetto: 349.043

Scala H 1/200.00  
 Scala V 1/200.00

347.00

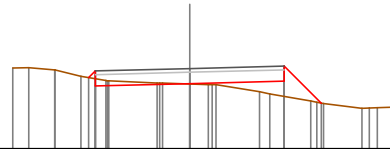


Quote	348.79 348.58	348.64	348.71 348.18
Parziali	0.31 2.50	2.50	0.95
Sviluppata Par.	0.36 2.50	2.50	1.34
Sviluppata	0.00 0.26	2.76	5.27 6.60
Progressiva	-2.69 -2.50	0.00	2.50 3.45
Dislivelli	0.00 0.22	-0.00	0.42 0.00

Sezione: 13  
 Progressiva: 120.000  
 Q. Progetto: 349.124

Scala H 1/200.00  
 Scala V 1/200.00

347.00

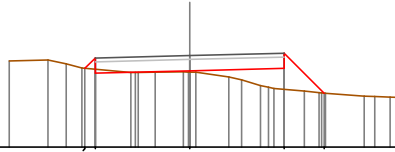


Quote	348.88 348.66	348.72	348.79 348.21
Parziali	0.38 2.50	2.50	0.98
Sviluppata Par.	0.38 2.50	2.50	1.38
Sviluppata	0.00 0.25	2.75	5.25 6.64
Progressiva	-2.68 -2.50	0.00	2.50 3.48
Dislivelli	0.00 0.21	-0.01	0.40 0.00

Sezione: 14  
 Progressiva: 130.000  
 Q. Progetto: 349.416

Scala H 1/200.00  
 Scala V 1/200.00

347.00

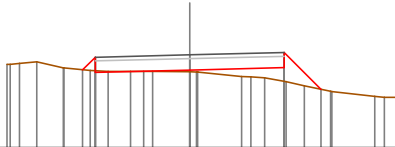


Quote		349.08	349.95	349.02	349.08	349.12
Parziali		0.27	2.50	2.50	1.06	
Sviluppata Par.		0.35	2.50	2.50	1.49	
Sviluppata		0.00	0.38	2.88	5.39	6.88
Progressiva		-2.77	-2.50	0.00	2.50	3.56
Dislivelli		0.00	-0.30	0.03	-0.55	-0.00

Sezione: 15  
 Progressiva: 131.213  
 Q. Progetto: 349.452

Scala H 1/200.00  
 Scala V 1/200.00

347.00

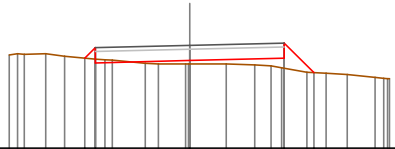


Quote		349.06	349.99	349.05	349.11	349.54
Parziali		0.33	2.50	2.50	0.97	
Sviluppata Par.		0.47	2.50	2.50	1.38	
Sviluppata		0.00	0.47	2.97	5.47	6.85
Progressiva		-2.83	-2.50	0.00	2.50	3.47
Dislivelli		0.00	-0.36	0.05	-0.37	0.00

Sezione: 16  
 Progressiva: 140.000  
 Q. Progetto: 349.718

Scala H 1/200.00  
 Scala V 1/200.00

347.00

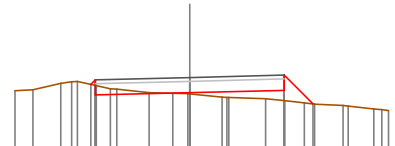


Quote		349.38	349.32	349.32	349.38	349.06
Parziali		0.27	2.50	2.50	0.78	
Sviluppata Par.		0.32	2.50	2.50	1.11	
Sviluppata		0.00	0.39	2.89	5.39	6.50
Progressiva		-2.77	-2.50	0.00	2.50	3.28
Dislivelli		0.00	-0.30	-0.09	-0.26	-0.00

Sezione: 17  
 Progressiva: 145.511  
 Q. Progetto: 349.885

Scala H 1/200.00  
 Scala V 1/200.00

348.00

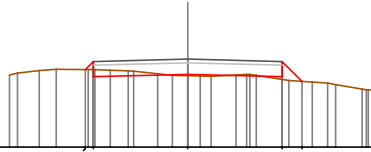


Quote		349.70	349.42	349.48	349.55	349.19
Parziali			2.50	2.50	0.76	
Sviluppata Par.			2.50	2.50	1.07	
Sviluppata		0.00	0.17	2.67	5.17	6.24
Progressiva		-2.62	-2.50	0.00	2.50	3.26
Dislivelli		0.00	-0.14	-0.03	-0.27	-0.00

Sezione: 18  
 Progressiva: 160.000  
 Q. Progetto: 350.323

Scala H 1/200.00  
 Scala V 1/200.00

348.00

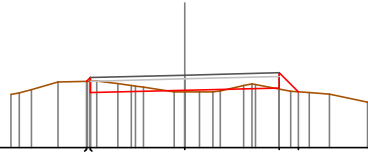


Quote		350.05 349.88	349.02	349.88 349.73
Parziali		2.50	2.50	0.53
Sviluppata Par.		2.50	2.50	0.75
Sviluppata		0.00 0.30	2.80	5.30 6.04
Progressiva		-2.71 -2.50	0.00	2.50 3.03
Dislivelli		-0.00 -0.21	0.04	0.08 0.00

Sezione: 19  
 Progressiva: 179.574  
 Q. Progetto: 350.916

Scala H 1/200.00  
 Scala V 1/200.00

349.00

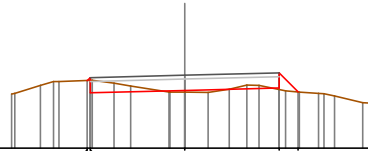


Quote		350.76 350.46	350.02	350.88 350.47
Parziali		2.50	2.50	0.51
Sviluppata Par.		2.50	2.50	0.71
Sviluppata		0.00 0.14	2.64	5.14 5.88
Progressiva		-2.60 -2.50	0.00	2.50 3.01
Dislivelli		0.00 0.09	0.04	0.03 0.00

Sezione: 20  
 Progressiva: 180.000  
 Q. Progetto: 350.929

Scala H 1/200.00  
 Scala V 1/200.00

349.00

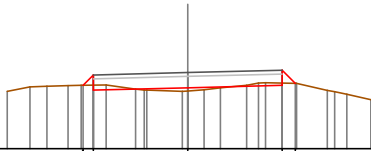


Quote		350.73 350.47	350.55	350.95 350.49
Parziali		2.50	2.50	0.50
Sviluppata Par.		2.50	2.50	0.71
Sviluppata		0.00 0.11	2.61	5.11 5.82
Progressiva		-2.58 -2.50	0.00	2.50 3.00
Dislivelli		-0.00 0.07	0.05	0.04 -0.00

Sezione: 21  
 Progressiva: 182.832  
 Q. Progetto: 351.014

Scala H 1/200.00  
 Scala V 1/200.00

349.00

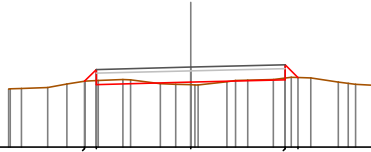


Quote		350.68 350.55	350.61	350.68 350.73
Parziali		2.50	2.50	0.31
Sviluppata Par.		2.50	2.50	0.49
Sviluppata		0.00 0.38	2.88	5.38 5.67
Progressiva		-2.71 -2.50	0.00	2.50 2.84
Dislivelli		0.00 0.27	0.08	-0.06 0.00

Sezione: 22  
 Progressiva: 186.091  
 Q. Progetto: 351.113

Scala H 1/200.00  
 Scala V 1/200.00

349.00

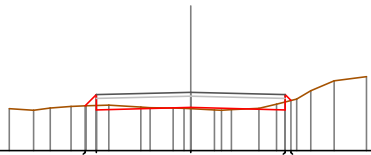


Quote		350.74 350.85	350.71	350.78 350.84
Parziali		0.31	2.50	2.50
Sviluppata Par.		0.44	2.50	2.50
Sviluppata		0.00 0.44	2.94	5.44 5.92
Progressiva		-2.81 -2.50	0.00	2.50 2.84
Dislivelli		-0.00 -0.29	0.07	-0.05 -0.00

Sezione: 23  
 Progressiva: 200.000  
 Q. Progetto: 351.539

Scala H 1/200.00  
 Scala V 1/200.00

350.00

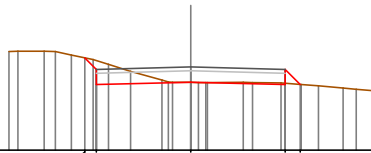


Quote		351.18 351.08	351.14	351.08 351.33
Parziali		0.30	2.50	2.50
Sviluppata Par.		0.42	2.50	2.50
Sviluppata		0.00 0.42	2.92	5.42 5.63
Progressiva		-2.80 -2.50	0.00	2.50 2.65
Dislivelli		0.00 -0.29	0.03	-0.21 0.00

Sezione: 24  
 Progressiva: 220.000  
 Q. Progetto: 352.199

Scala H 1/200.00  
 Scala V 1/200.00

350.00

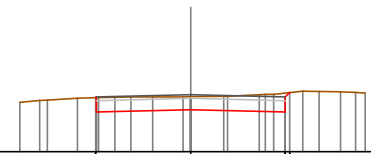


Quote		352.44 351.74	351.96	351.74 351.74
Parziali		0.32	2.50	2.50
Sviluppata Par.		0.43	2.50	2.50
Sviluppata		0.00 0.43	2.93	5.43 5.99
Progressiva		-2.80 -2.50	0.00	2.50 2.90
Dislivelli		0.00 -0.23	0.01	-0.03 0.00

Sezione: 25  
 Progressiva: 240.000  
 Q. Progetto: 352.514

Scala H 1/200.00  
 Scala V 1/200.00

351.00



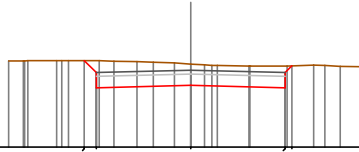
Quote		352.05	352.11	352.05 352.57
Parziali		2.50	2.50	
Sviluppata Par.		2.50	2.50	
Sviluppata		0.00	2.50	5.00 5.17
Progressiva		-2.52	0.00	2.50 2.62
Dislivelli		-0.00	-0.35	-0.50 0.00



Sezione: 26  
 Progressiva: 260.000  
 Q. Progetto: 352.029

Scala H 1/200.00  
 Scala V 1/200.00

350.00

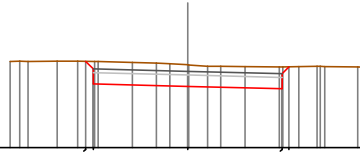


Quote		352.28	351.57	351.03	351.17	351.19
Parziali		0.31	2.50	2.50	0.14	
Sviluppata Par.		0.65	2.50	2.50	0.28	
Sviluppata		0.00	0.45	2.95	5.45	5.70
Progressiva		-2.81	-2.50	0.00	2.50	2.68
Dislivelli		0.00	-0.31	-0.56	-0.58	-0.00

Sezione: 27  
 Progressiva: 260.237  
 Q. Progetto: 352.019

Scala H 1/200.00  
 Scala V 1/200.00

350.00

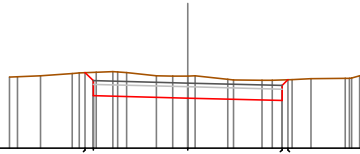


Quote		352.28	351.68	351.02	351.66	352.13
Parziali		0.30	2.50	2.50	0.18	
Sviluppata Par.		0.68	2.50	2.50	0.36	
Sviluppata		0.00	0.28	2.78	5.28	5.53
Progressiva		-2.70	-2.50	0.00	2.50	2.68
Dislivelli		0.00	-0.20	-0.57	-0.57	0.00

Sezione: 28  
 Progressiva: 266.077  
 Q. Progetto: 351.723

Scala H 1/200.00  
 Scala V 1/200.00

350.00

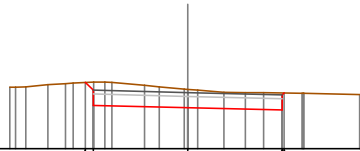


Quote		352.06	351.38	351.35	351.56	351.81
Parziali		0.31	2.50	2.50	0.19	
Sviluppata Par.		0.62	2.50	2.50	0.38	
Sviluppata		0.00	0.30	2.80	5.30	5.51
Progressiva		-2.71	-2.50	0.00	2.50	2.65
Dislivelli		0.00	-0.22	-0.59	-0.54	0.00

Sezione: 29  
 Progressiva: 270.000  
 Q. Progetto: 351.487

Scala H 1/200.00  
 Scala V 1/200.00

350.00

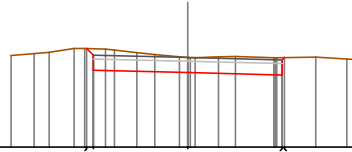


Quote		351.75	351.15	351.09	351.62	351.47
Parziali		0.30	2.50	2.50	0.17	
Sviluppata Par.		0.60	2.50	2.50	0.34	
Sviluppata		0.00	0.29	2.79	5.29	5.36
Progressiva		-2.70	-2.50	0.00	2.50	2.55
Dislivelli		0.00	-0.21	-0.48	-0.45	0.00

Sezione: 30  
 Progressiva: 271.917  
 Q. Progetto: 351.367

Scala H 1/200.00  
 Scala V 1/200.00

349.00

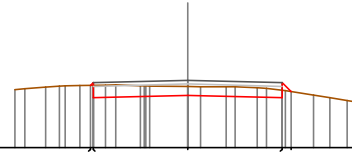


Quote	351.60 351.03	350.97	350.91 351.36
Parziali	2.50	2.50	
Sviluppata Par.	2.50	2.50	
Sviluppata	0.00 -0.17	0.24 2.74	5.24 5.33
Progressiva	-2.67 -2.50	0.00	2.50 2.56
Dislivelli	0.00 -0.17	-0.40	-0.46 0.00

Sezione: 31  
 Progressiva: 280.000  
 Q. Progetto: 350.780

Scala H 1/200.00  
 Scala V 1/200.00

349.00

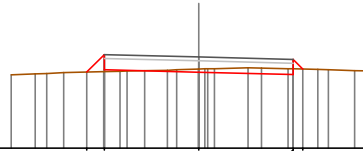


Quote	350.66 350.32	350.38	350.32 350.48
Parziali	2.50	2.50	
Sviluppata Par.	2.50	2.50	
Sviluppata	0.00 0.07	0.10 2.60	5.10 5.44
Progressiva	-2.57 -2.50	0.00	2.50 2.74
Dislivelli	0.00 0.07	-0.24	-0.20 -0.00

Sezione: 32  
 Progressiva: 294.375  
 Q. Progetto: 349.410

Scala H 1/200.00  
 Scala V 1/200.00

347.00

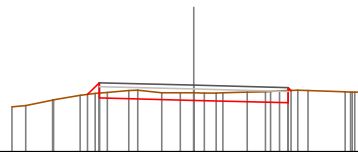


Quote	348.07 348.07	348.07	348.06 348.06
Parziali	0.46	2.50	2.50
Sviluppata Par.	0.65	2.50	2.50
Sviluppata	0.00 0.45	0.65 3.15	5.65 6.01
Progressiva	-2.96 -2.50	0.00	2.50 2.75
Dislivelli	0.00 0.45	-0.08	-0.15 0.00

Sezione: 33  
 Progressiva: 300.000  
 Q. Progetto: 348.761

Scala H 1/200.00  
 Scala V 1/200.00

347.00

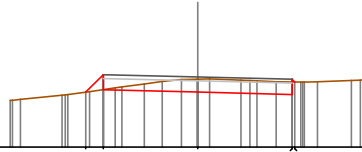


Quote	348.52 348.12	348.15	348.10 348.62
Parziali	0.31	2.50	2.50
Sviluppata Par.	0.44	2.50	2.50
Sviluppata	0.00 0.27	0.44 2.94	5.44 5.55
Progressiva	-2.81 -2.50	0.00	2.50 2.58
Dislivelli	0.00 0.27	-0.20	-0.32 0.00

Sezione: 34  
 Progressiva: 307.792  
 Q. Progetto: 347.851

Scala H 1/200.00  
 Scala V 1/200.00

346.00

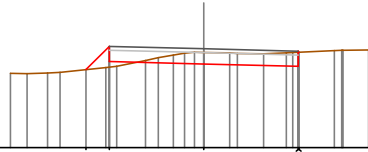


Quote	347.15 347.51		347.15	347.9	347.2
Parziali	0.46	2.50	2.50		
Sviluppata Par.	0.65	2.50	2.50		
Sviluppata	0.00 + 0.65	3.15	5.66	5.76	
Progressiva	-2.96 + 2.50	0.00	2.50 + 2.57		
Dislivelli	-0.00 + 0.40	-0.34	-0.33 + 0.00		

Sezione: 35  
 Progressiva: 310.000  
 Q. Progetto: 347.612

Scala H 1/200.00  
 Scala V 1/200.00

345.00

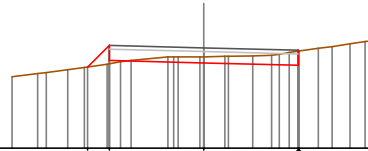


Quote	347.06 347.27		347.21	347.15	347.26
Parziali	0.61	2.50	2.50		
Sviluppata Par.	0.87	2.50	2.50		
Sviluppata	0.00 + 0.87	3.37	5.87	5.91	
Progressiva	-3.11 + 2.50	0.00	2.50 + 2.53		
Dislivelli	-0.00 + 0.55	-0.31	-0.37 + 0.00		

Sezione: 36  
 Progressiva: 320.000  
 Q. Progetto: 346.656

Scala H 1/200.00  
 Scala V 1/200.00

344.00

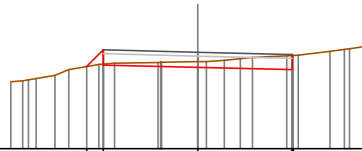


Quote	346.15 346.32		346.28	346.15	346.57
Parziali	0.57	2.50	2.50		
Sviluppata Par.	0.81	2.50	2.50		
Sviluppata	0.00 + 0.81	3.31	5.81	5.85	
Progressiva	-3.07 + 2.50	0.00	2.50 + 2.53		
Dislivelli	-0.00 + 0.49	-0.16	-0.37 + 0.00		

Sezione: 37  
 Progressiva: 321.209  
 Q. Progetto: 346.554

Scala H 1/200.00  
 Scala V 1/200.00

344.00

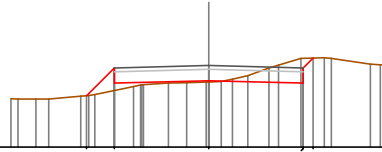


Quote	346.18 346.22		346.15	346.19	346.47
Parziali	0.44	2.50	2.50		
Sviluppata Par.	0.62	2.50	2.50		
Sviluppata	0.00 + 0.62	3.12	5.62	5.65	
Progressiva	-2.94 + 2.50	0.00	2.50 + 2.52		
Dislivelli	-0.00 + 0.37	-0.15	-0.38 + 0.00		

Sezione: 38  
 Progressiva: 340.000  
 Q. Progetto: 345.153

Scala H 1/200.00  
 Scala V 1/200.00

343.00

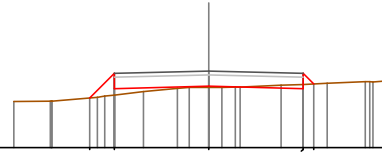


Quote		344.96	344.69	344.75	344.69	343.33
Parziali		0.73	2.50	2.50	0.26	
Sviluppata Par.		1.04	2.50	2.50	0.37	
Sviluppata		0.00	1.04	3.54	6.04	6.41
Progressiva		-3.23	-2.50	0.00	2.50	2.76
Dislivelli		0.00	0.60	0.03	-0.65	-0.00

Sezione: 39  
 Progressiva: 360.000  
 Q. Progetto: 344.023

Scala H 1/200.00  
 Scala V 1/200.00

342.00

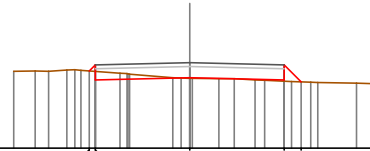


Quote		343.31	343.96	343.62	343.96	343.68
Parziali		0.65	2.50	2.50	0.26	
Sviluppata Par.		0.92	2.50	2.50	0.39	
Sviluppata		0.00	0.92	3.42	5.92	6.31
Progressiva		-3.15	-2.50	0.00	2.50	2.78
Dislivelli		-0.00	0.58	0.03	-0.11	-0.00

Sezione: 40  
 Progressiva: 380.000  
 Q. Progetto: 343.264

Scala H 1/200.00  
 Scala V 1/200.00

341.00

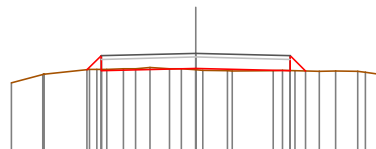


Quote		343.04	342.89	342.86	342.86	342.75
Parziali			2.50	2.50	0.45	
Sviluppata Par.			2.50	2.50	0.63	
Sviluppata		0.00	0.22	2.72	5.22	5.86
Progressiva		-2.66	-2.50	0.00	2.50	2.95
Dislivelli		0.00	0.17	0.01	0.03	0.00

Sezione: 41  
 Progressiva: 400.000  
 Q. Progetto: 342.607

Scala H 1/200.00  
 Scala V 1/200.00

340.00

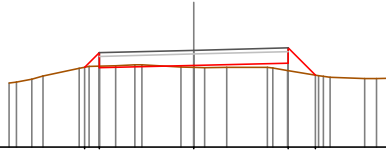


Quote		342.17	342.14	342.21	342.14	342.14
Parziali		0.38	2.50	2.50	0.41	
Sviluppata Par.		0.53	2.50	2.50	0.57	
Sviluppata		0.00	0.53	3.03	5.53	6.11
Progressiva		-2.88	-2.50	0.00	2.50	2.91
Dislivelli		0.00	0.36	0.04	-0.00	-0.00

Sezione: 42  
 Progressiva: 401.710  
 Q. Progetto: 342.557

Scala H 1/200.00  
 Scala V 1/200.00

340.00

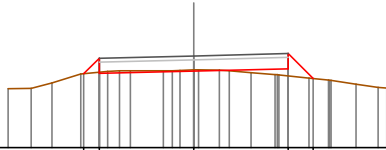


Quote		342.11 342.09		342.16		342.22 341.90
Parziali		0.39	2.50	2.50		0.72
Sviluppata Par.		0.55	2.50	2.50		1.02
Sviluppata		0.00 + 0.55		3.05		5.55 + 6.56
Progressiva		-2.89 + 2.50		0.00		2.50 + 3.22
Dislivelli		0.00 - 0.36		0.05		0.20 - 0.00

Sezione: 43  
 Progressiva: 406.392  
 Q. Progetto: 342.422

Scala H 1/200.00  
 Scala V 1/200.00

340.00

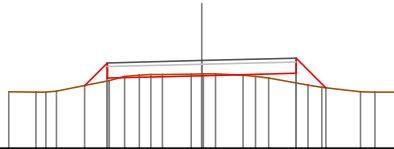


Quote		341.96 341.96		342.02		342.08 341.88
Parziali		0.41	2.50	2.50		0.66
Sviluppata Par.		0.58	2.50	2.50		0.93
Sviluppata		0.00 + 0.58		3.08		5.58 + 6.51
Progressiva		-2.91 + 2.50		0.00		2.50 + 3.16
Dislivelli		0.00 - 0.37		-0.03		0.19 - 0.00

Sezione: 44  
 Progressiva: 410.000  
 Q. Progetto: 342.319

Scala H 1/200.00  
 Scala V 1/200.00

340.00

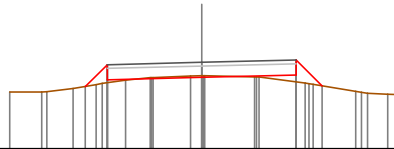


Quote		341.68 341.88		341.92		341.98 341.68
Parziali		0.60	2.50	2.50		0.79
Sviluppata Par.		0.85	2.50	2.50		1.11
Sviluppata		0.00 + 0.85		3.35		5.85 + 6.96
Progressiva		-3.10 + 2.50		0.00		2.50 + 3.29
Dislivelli		0.00 - 0.48		-0.04		0.25 - 0.00

Sezione: 45  
 Progressiva: 411.075  
 Q. Progetto: 342.288

Scala H 1/200.00  
 Scala V 1/200.00

340.00

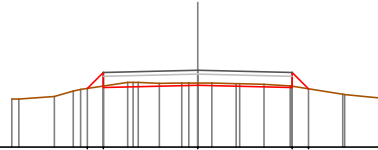


Quote		341.65 341.83		341.89		341.95 341.67
Parziali		0.58	2.50	2.50		0.68
Sviluppata Par.		0.82	2.50	2.50		0.97
Sviluppata		0.00 + 0.82		3.32		5.82 + 6.79
Progressiva		-3.08 + 2.50		0.00		2.50 + 3.18
Dislivelli		0.00 - 0.47		-0.05		0.18 - 0.00

Sezione: 46  
 Progressiva: 420.000  
 Q. Progetto: 342.031

Scala H 1/200.00  
 Scala V 1/200.00

340.00

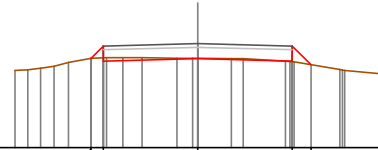


Quote		341.95	341.97	341.03	341.97	341.94
Parziali		0.42	2.50	2.50	0.43	
Sviluppata Par.		0.59	2.50	2.50	0.60	0.43
Sviluppata		0.00	0.59	3.09	5.59	6.20
Progressiva		-2.92	-2.50	0.00	2.50	2.93
Dislivelli		0.00	-0.36	-0.06	-0.04	-0.00

Sezione: 47  
 Progressiva: 440.000  
 Q. Progetto: 341.749

Scala H 1/200.00  
 Scala V 1/200.00

339.00

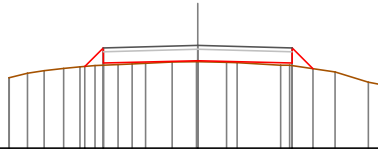


Quote		341.96	341.29	341.35	341.29	341.19
Parziali		0.53	2.50	2.50	0.50	
Sviluppata Par.		0.47	2.50	2.50	0.70	0.50
Sviluppata		0.00	0.47	2.97	5.47	6.17
Progressiva		-2.83	-2.50	0.00	2.50	3.00
Dislivelli		-0.00	-0.31	-0.01	0.02	0.00

Sezione: 48  
 Progressiva: 460.000  
 Q. Progetto: 341.715

Scala H 1/200.00  
 Scala V 1/200.00

339.00

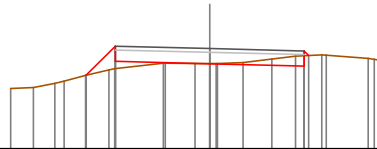


Quote		341.16	341.25	341.31	341.25	341.10
Parziali		0.49	2.50	2.50	0.55	
Sviluppata Par.		0.69	2.50	2.50	0.78	0.55
Sviluppata		0.00	0.69	3.19	5.70	6.48
Progressiva		-2.99	-2.50	0.00	2.50	3.05
Dislivelli		-0.00	0.46	0.03	0.07	0.00

Sezione: 49  
 Progressiva: 475.579  
 Q. Progetto: 341.651

Scala H 1/200.00  
 Scala V 1/200.00

339.00



Quote		340.95	341.31	341.25	341.19	341.47
Parziali		0.77	2.50	2.50		
Sviluppata Par.		1.08	2.50	2.50		
Sviluppata		0.00	1.08	3.59	6.09	6.25
Progressiva		-3.27	-2.50	0.00	2.50	2.62
Dislivelli		0.00	-0.59	-0.00	-0.28	0.00

Sezione: 50  
 Progressiva: 478.445  
 Q. Progetto: 341.639

Scala H 1/200.00  
 Scala V 1/200.00

339.00

Quote	340.74	341.30	341.24	341.18	341.17
Parziali	0.96	2.50	2.50	0.40	
Sviluppata Par.	1.36	2.50	2.50	0.57	
Sviluppata	0.00	1.36	3.86	6.36	6.93
Progressiva	-3.46	-2.50	0.00	2.50	2.90
Dislivelli	0.00	0.84	-0.01	-0.02	-0.00

Sezione: 51  
 Progressiva: 480.000  
 Q. Progetto: 341.632

Scala H 1/200.00  
 Scala V 1/200.00

339.00

Quote	340.86	341.29	341.23	341.17	341.12
Parziali	0.74	2.50	2.50	0.45	
Sviluppata Par.	1.05	2.50	2.50	0.63	
Sviluppata	0.00	1.05	3.55	6.05	6.68
Progressiva	-3.24	-2.50	0.00	2.50	2.95
Dislivelli	0.00	0.63	0.00	0.02	0.00

Sezione: 52  
 Progressiva: 481.312  
 Q. Progetto: 341.626

Scala H 1/200.00  
 Scala V 1/200.00

339.00

Quote	341.02	341.29	341.23	341.16	341.16
Parziali	0.67	2.50	2.50	0.40	
Sviluppata Par.	0.95	2.50	2.50	0.57	
Sviluppata	0.00	0.95	3.45	5.95	6.52
Progressiva	-3.17	-2.50	0.00	2.50	2.90
Dislivelli	0.00	0.55	0.00	-0.02	0.00

Sezione: 53  
 Progressiva: 500.000  
 Q. Progetto: 341.431

Scala H 1/200.00  
 Scala V 1/200.00

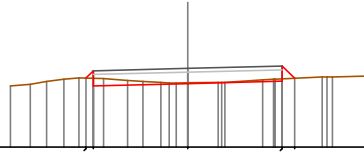
339.00

Quote	341.03	340.97	341.03	340.97	341.03
Parziali	0.34	2.50	2.50	0.34	
Sviluppata Par.	0.68	2.50	2.50	0.68	
Sviluppata	0.00	0.48	2.98	5.48	5.97
Progressiva	-2.84	-2.50	0.00	2.50	2.84
Dislivelli	-0.00	-0.30	-0.02	-0.06	0.00

Sezione: 54  
 Progressiva: 513.959  
 Q. Progetto: 341.078

Scala H 1/200.00  
 Scala V 1/200.00

339.00

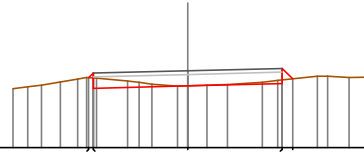


Quote	340.82	340.82	340.88	340.74	340.82
Parziali	0.13	2.50	2.50	0.23	
Sviluppata Par.	0.27	2.50	2.50	0.46	
Sviluppata	0.00	0.27	2.77	5.27	5.73
Progressiva	-2.69	-2.50	0.00	2.50	5.27
Dislivelli	0.00	-0.20	-0.02	-0.06	-0.00

Sezione: 55  
 Progressiva: 515.499  
 Q. Progetto: 341.032

Scala H 1/200.00  
 Scala V 1/200.00

339.00

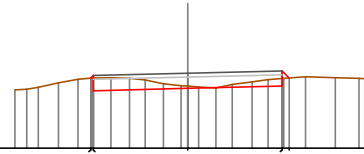


Quote	340.85	340.27	340.83	340.89	340.82
Parziali		2.50	2.50	0.28	
Sviluppata Par.		2.50	2.50	0.28	
Sviluppata	0.00	0.17	2.67	5.17	5.56
Progressiva	-2.62	-2.50	0.00	2.50	5.17
Dislivelli	0.00	0.13	0.00	-0.10	-0.00

Sezione: 56  
 Progressiva: 517.038  
 Q. Progetto: 340.982

Scala H 1/200.00  
 Scala V 1/200.00

339.00

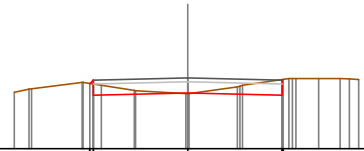


Quote	340.82	340.25	340.58	340.64	340.25
Parziali		2.50	2.50	0.13	
Sviluppata Par.		2.50	2.50	0.26	
Sviluppata	0.00	0.09	2.60	5.10	5.36
Progressiva	-2.57	-2.50	0.00	2.50	2.69
Dislivelli	0.00	0.06	-0.06	-0.20	-0.00

Sezione: 57  
 Progressiva: 520.000  
 Q. Progetto: 340.876

Scala H 1/200.00  
 Scala V 1/200.00

339.00



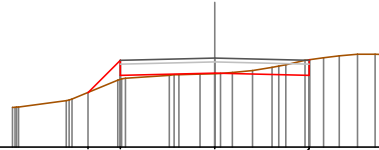
Quote	340.72	340.41	340.48	340.41	340.83
Parziali		2.50	2.50		
Sviluppata Par.		2.50	2.50		
Sviluppata	0.00	0.13	2.63	5.13	5.16
Progressiva	-2.59	-2.50	0.00	2.50	2.52
Dislivelli	-0.00	-0.10	-0.01	-0.42	-0.00



Sezione: 58  
 Progressiva: 540.000  
 Q. Progetto: 340.353

Scala H 1/200.00  
 Scala V 1/200.00

338.00

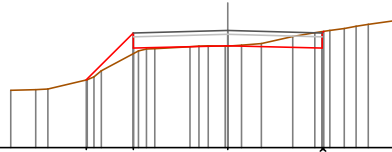


Quote		338.44	338.93	339.95	339.95
Parziali		0.85	2.50	2.50	
Sviluppata Par.		1.21	2.50	2.50	
Sviluppata		0.00	0.00	1.21	3.71
Progressiva		-3.35	-2.50	0.00	2.50
Dislivelli		0.00	0.50	0.02	-0.41

Sezione: 59  
 Progressiva: 560.000  
 Q. Progetto: 340.095

Scala H 1/200.00  
 Scala V 1/200.00

337.00

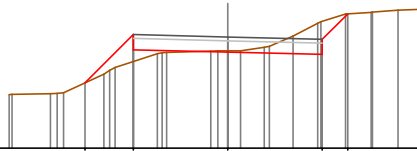


Quote		338.79	339.63	339.69	339.65
Parziali		1.24	2.50	2.50	
Sviluppata Par.		1.75	2.50	2.50	
Sviluppata		0.00	0.00	1.75	4.25
Progressiva		-3.74	-2.50	0.00	2.50
Dislivelli		0.00	0.55	0.01	-0.44

Sezione: 60  
 Progressiva: 574.901  
 Q. Progetto: 339.941

Scala H 1/200.00  
 Scala V 1/200.00

337.00

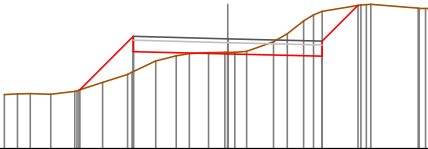


Quote		338.73	339.00	339.54	339.48
Parziali		1.28	2.50	2.50	0.67
Sviluppata Par.		1.81	2.50	2.50	0.95
Sviluppata		0.00	0.00	1.81	4.31
Progressiva		-3.78	-2.50	0.00	2.50
Dislivelli		0.00	0.71	-0.03	-0.88

Sezione: 61  
 Progressiva: 578.014  
 Q. Progetto: 339.909

Scala H 1/200.00  
 Scala V 1/200.00

337.00

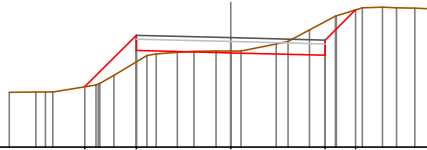


Quote		338.56	339.57	339.51	339.45
Parziali		1.41	2.50	2.50	0.95
Sviluppata Par.		2.00	2.50	2.50	1.34
Sviluppata		0.00	0.00	2.00	4.50
Progressiva		-3.91	-2.50	0.00	2.50
Dislivelli		-0.00	0.93	-0.04	-1.19

Sezione: 62  
 Progressiva: 580.000  
 Q. Progetto: 339.889

Scala H 1/200.00  
 Scala V 1/200.00

337.00  

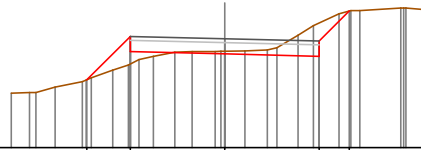



Quote		338.59	339.55	339.19	339.13	340.83
Parziali		1.36	2.50	2.50	0.80	
Sviluppata Par.		1.92	2.50	2.50	1.13	
Sviluppata		0.00	1.92	4.42	6.92	8.06
Progressiva		-3.86	-2.50	0.00	2.50	3.30
Dislivelli		-0.00	0.70	-0.05	-0.89	0.00

Sezione: 63  
 Progressiva: 581.127  
 Q. Progetto: 339.877

Scala H 1/200.00  
 Scala V 1/200.00

337.00  

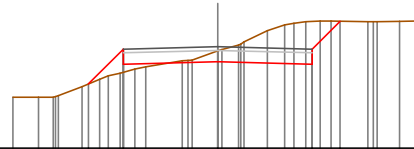



Quote		338.79	339.54	339.48	339.41	340.61
Parziali		1.15	2.50	2.50	0.80	
Sviluppata Par.		1.62	2.50	2.50	1.13	
Sviluppata		0.00	1.62	4.13	6.63	7.75
Progressiva		-3.65	-2.50	0.00	2.50	3.30
Dislivelli		0.00	0.73	-0.07	-0.88	0.00

Sezione: 64  
 Progressiva: 600.000  
 Q. Progetto: 339.683

Scala H 1/200.00  
 Scala V 1/200.00

337.00  

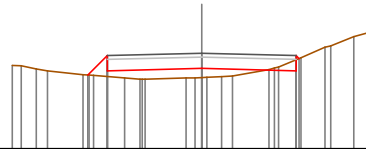



Quote		338.76	339.32	339.28	339.32	340.28
Parziali		0.92	2.50	2.50	0.74	
Sviluppata Par.		1.30	2.50	2.50	1.04	
Sviluppata		0.00	1.30	3.80	6.30	7.34
Progressiva		-3.42	-2.50	0.00	2.50	3.24
Dislivelli		0.00	0.61	-0.29	-1.13	0.00

Sezione: 65  
 Progressiva: 620.000  
 Q. Progetto: 339.526

Scala H 1/200.00  
 Scala V 1/200.00

337.00  

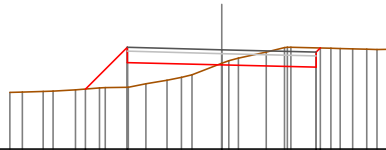



Quote		338.95	339.06	339.13	339.16	339.39
Parziali		0.51	2.50	2.50		
Sviluppata Par.		0.73	2.50	2.50		
Sviluppata		0.00	0.73	3.23	5.73	5.84
Progressiva		-3.01	-2.50	0.00	2.50	2.58
Dislivelli		-0.00	0.55	-0.24	-0.29	-0.00

Sezione: 66  
 Progressiva: 635.871  
 Q. Progetto: 339.624

Scala H 1/200.00  
 Scala V 1/200.00

337.00  

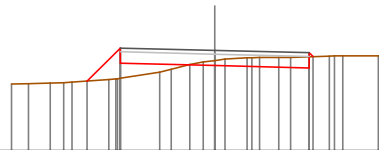



Quote		335.6	339.3	339.22	339.16	339.67
Parziali		1.10	2.50	2.50		
Sviluppata Par.		1.56	2.50	2.50		
Sviluppata		0.00	1.56	4.06	6.56	6.72
Progressiva		-3.60	-2.50	0.00	2.50	2.61
Dislivelli		-0.00	1.05	-0.04	-0.51	0.00

Sezione: 67  
 Progressiva: 640.000  
 Q. Progetto: 339.650

Scala H 1/200.00  
 Scala V 1/200.00

337.00  

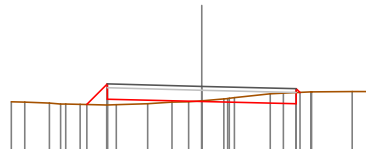



Quote		338.84	339.31	339.25	339.19	339.49
Parziali		0.87	2.50	2.50		
Sviluppata Par.		1.23	2.50	2.50		
Sviluppata		0.00	1.23	3.74	6.24	6.38
Progressiva		-3.37	-2.50	0.00	2.50	2.60
Dislivelli		0.00	0.80	-0.13	0.29	0.00

Sezione: 68  
 Progressiva: 646.021  
 Q. Progetto: 339.687

Scala H 1/200.00  
 Scala V 1/200.00

338.00  

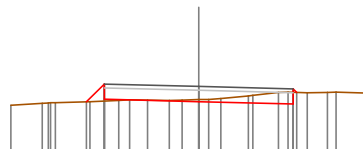



Quote		339.21	339.35	339.29	339.25	339.53
Parziali		0.54	2.50	2.50		
Sviluppata Par.		0.76	2.50	2.50		
Sviluppata		0.00	0.76	3.26	5.77	5.90
Progressiva		-3.04	-2.50	0.00	2.50	2.60
Dislivelli		0.00	0.56	-0.02	-0.30	0.00

Sezione: 69  
 Progressiva: 650.000  
 Q. Progetto: 339.726

Scala H 1/200.00  
 Scala V 1/200.00

338.00  

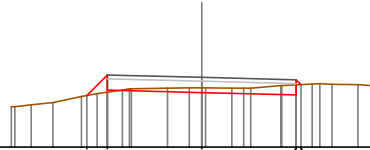



Quote		339.32	339.39	339.33	339.26	339.57
Parziali		0.47	2.50	2.50		
Sviluppata Par.		0.66	2.50	2.50		
Sviluppata		0.00	0.66	3.16	5.66	5.80
Progressiva		-2.97	-2.50	0.00	2.50	2.60
Dislivelli		0.00	0.45	-0.05	-0.31	0.00

Sezione: 70  
 Progressiva: 656.172  
 Q. Progetto: 339.840

Scala H 1/200.00  
 Scala V 1/200.00

338.00

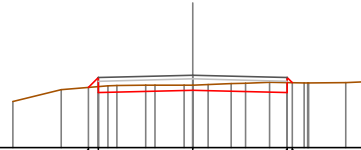


Quote		339.98 339.90	339.44	339.98 339.65
Parziali		0.54	2.50	2.50
Sviluppata Par.		0.76	2.50	2.50
Sviluppata		0.00 -0.45	0.00 -0.12	0.00 -0.27
Progressiva		-3.04 -2.50	0.00	2.50 2.63
Dislivelli		0.76	2.50	5.77 5.95

Sezione: 71  
 Progressiva: 660.000  
 Q. Progetto: 339.916

Scala H 1/200.00  
 Scala V 1/200.00

338.00

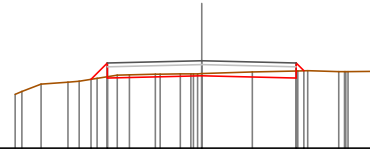


Quote		339.99 339.45	339.92	339.45 339.72
Parziali		0.56	2.50	2.50
Sviluppata Par.		0.57	2.50	2.50
Sviluppata		0.00 0.24	0.00 -0.14	0.00 -0.27
Progressiva		-2.76 -2.50	0.00	2.50 2.64
Dislivelli		0.37	2.87	5.37 5.56

Sezione: 72  
 Progressiva: 680.000  
 Q. Progetto: 340.314

Scala H 1/200.00  
 Scala V 1/200.00

338.00

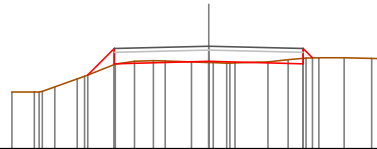


Quote		339.92 339.95	339.91	339.92 340.05
Parziali		0.43	2.50	2.50
Sviluppata Par.		0.61	2.50	2.50
Sviluppata		0.00 0.36	0.00 -0.06	0.00 -0.19
Progressiva		-2.99 -2.50	0.00	2.50 2.70
Dislivelli		0.61	3.11	5.61 5.90

Sezione: 73  
 Progressiva: 700.000  
 Q. Progetto: 340.713

Scala H 1/200.00  
 Scala V 1/200.00

338.00

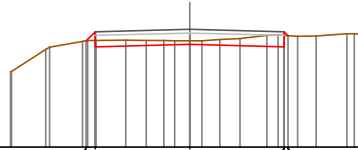


Quote		340.95 340.25	340.31	340.25 340.41
Parziali		0.70	2.50	2.50
Sviluppata Par.		0.99	2.50	2.50
Sviluppata		0.00 0.43	0.00 -0.03	0.00 -0.14
Progressiva		-3.20 -2.50	0.00	2.50 2.75
Dislivelli		0.99	3.49	5.99 6.34

Sezione: 74  
 Progressiva: 720.000  
 Q. Progetto: 341.111

Scala H 1/200.00  
 Scala V 1/200.00

338.00

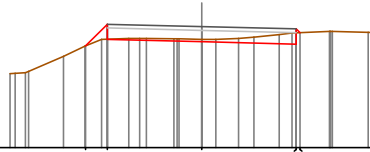


Quote		34081 34085	34071	34085 34084
Parziali		2.50	2.50	
Sviluppata Par.		2.50	2.50	
Sviluppata		0.00 0.34	2.84	5.34 5.49
Progressiva		-2.74 -2.50	0.00	2.50 2.60
Dislivelli		0.00 -0.23	-0.10	-0.30 -0.00

Sezione: 75  
 Progressiva: 724.403  
 Q. Progetto: 341.200

Scala H 1/200.00  
 Scala V 1/200.00

338.00

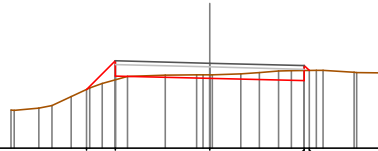


Quote		34089 34086	34080	34074 34104
Parziali		0.57	2.50	2.50
Sviluppata Par.		0.81	2.50	2.50
Sviluppata		0.00 0.81	3.31	5.81 5.95
Progressiva		-3.07 -2.50	0.00	2.50 2.60
Dislivelli		0.00 -0.39	-0.06	-0.30 0.00

Sezione: 76  
 Progressiva: 726.468  
 Q. Progetto: 341.248

Scala H 1/200.00  
 Scala V 1/200.00

339.00



Quote		34095 34097	34088	34078 34108
Parziali		0.76	2.50	2.50
Sviluppata Par.		1.07	2.50	2.50
Sviluppata		0.00 1.07	3.57	6.07 6.26
Progressiva		-3.26 -2.50	0.00	2.50 2.63
Dislivelli		0.00 -0.50	-0.09	-0.27 -0.00

Sezione: 77  
 Progressiva: 728.532  
 Q. Progetto: 341.305

Scala H 1/200.00  
 Scala V 1/200.00

339.00

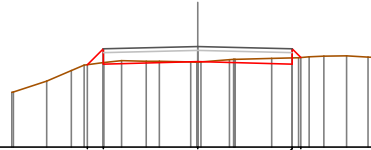


Quote		34083 34097	34090	34084 34105
Parziali		0.84	2.50	2.50
Sviluppata Par.		1.18	2.50	2.50
Sviluppata		0.00 1.18	3.69	6.19 6.46
Progressiva		-3.34 -2.50	0.00	2.50 2.69
Dislivelli		-0.00 -0.56	-0.10	-0.21 -0.00

Sezione: 78  
 Progressiva: 740.000  
 Q. Progetto: 341.655

Scala H 1/200.00  
 Scala V 1/200.00

339.00

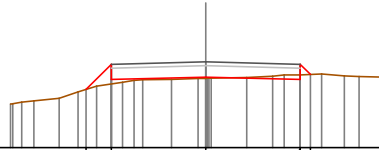


Quote		341.18 341.19		341.25		341.19 341.18
Parziali		0.42	2.50	2.50		0.25
Sviluppata Par.		0.59	2.50	2.50		0.25
Sviluppata		0.00	0.59	3.09		5.59
Progressiva		-2.92	-2.50	0.00		2.50
Dislivelli		0.00	-0.36	0.01		-0.16
						-0.00

Sezione: 79  
 Progressiva: 760.000  
 Q. Progetto: 342.266

Scala H 1/200.00  
 Scala V 1/200.00

340.00

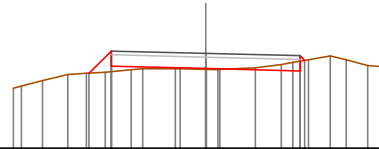


Quote		341.54 341.80		341.87		341.80 341.80
Parziali		0.66	2.50	2.50		0.27
Sviluppata Par.		0.94	2.50	2.50		0.27
Sviluppata		0.00	0.94	3.44		5.94
Progressiva		-3.16	-2.50	0.00		2.50
Dislivelli		-0.00	-0.52	0.03		-0.12
						0.00

Sezione: 80  
 Progressiva: 767.900  
 Q. Progetto: 342.507

Scala H 1/200.00  
 Scala V 1/200.00

340.00

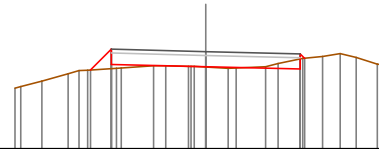


Quote		341.88 342.17		342.11		342.04 342.28
Parziali		0.59	2.50	2.50		
Sviluppata Par.		0.83	2.50	2.50		
Sviluppata		0.00	0.83	3.33		5.83
Progressiva		-3.09	-2.50	0.00		2.50
Dislivelli		0.00	-0.55	0.02		-0.26
						0.00

Sezione: 81  
 Progressiva: 770.000  
 Q. Progetto: 342.571

Scala H 1/200.00  
 Scala V 1/200.00

340.00

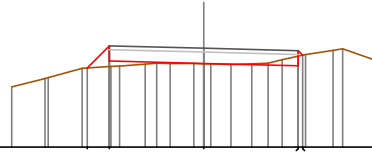


Quote		342.09 342.23		342.17		342.11 342.39
Parziali		0.55	2.50	2.50		
Sviluppata Par.		0.78	2.50	2.50		
Sviluppata		0.00	0.78	3.28		5.78
Progressiva		-3.05	-2.50	0.00		2.50
Dislivelli		-0.00	-0.52	0.01		-0.27
						0.00

Sezione: 82  
 Progressiva: 771.304  
 Q. Progetto: 342.611

Scala H 1/200.00  
 Scala V 1/200.00

340.00

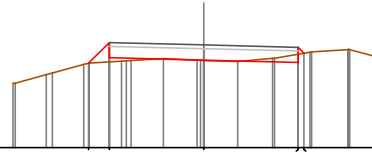


Quote	342.09	342.27	342.21	342.15	342.43
Parziali	0.56	2.50	2.50		
Sviluppata Par.	0.82	2.50	2.50		
Sviluppata	0.00	0.82	3.32	5.82	5.99
Progressiva	-3.08	-2.50	0.00	2.50	2.62
Dislivelli	0.00	0.55	0.01	-0.25	0.00

Sezione: 83  
 Progressiva: 774.707  
 Q. Progetto: 342.715

Scala H 1/200.00  
 Scala V 1/200.00

340.00

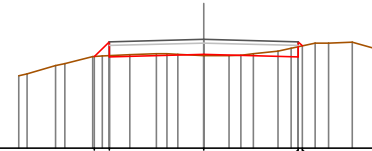


Quote	342.23	342.38	342.31	342.26	342.90
Parziali	0.54	2.50	2.50		
Sviluppata Par.	0.77	2.50	2.50		
Sviluppata	0.00	0.77	3.27	5.77	5.99
Progressiva	-3.04	-2.50	0.00	2.50	2.65
Dislivelli	-0.00	0.51	0.01	0.22	0.00

Sezione: 84  
 Progressiva: 780.000  
 Q. Progetto: 342.878

Scala H 1/200.00  
 Scala V 1/200.00

340.00



Quote	342.42	342.42	342.48	342.42	342.71
Parziali	0.39	2.50	2.50		
Sviluppata Par.	0.55	2.50	2.50		
Sviluppata	0.00	0.55	3.05	5.56	5.71
Progressiva	-2.89	-2.50	0.00	2.50	2.61
Dislivelli	0.00	0.37	0.03	-0.27	0.00

Sezione: 85  
 Progressiva: 800.000  
 Q. Progetto: 343.495

Scala H 1/200.00  
 Scala V 1/200.00

341.00

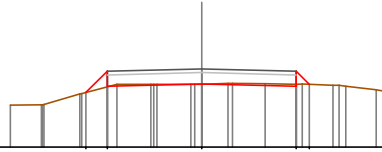


Quote	343.00	343.03	343.09	343.03	343.24
Parziali	0.43	2.50	2.50		
Sviluppata Par.	0.61	2.50	2.50		
Sviluppata	0.00	0.61	3.11	5.61	5.87
Progressiva	-2.93	-2.50	0.00	2.50	2.69
Dislivelli	0.00	0.33	-0.00	-0.19	0.00

Sezione: 86  
 Progressiva: 820.000  
 Q. Progetto: 344.066

Scala H 1/200.00  
 Scala V 1/200.00

342.00

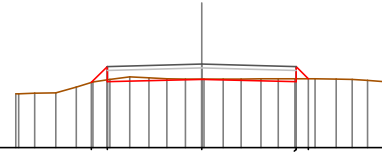


Quote	343.44 343.00	343.87	343.80 343.88
Parziali	0.56 2.50	2.50	0.35 2.50
Sviluppata Par.	0.79 2.50	2.50	0.49 2.50
Sviluppata	0.00 -3.06 0.79	3.29	5.79 -2.50 6.28
Progressiva	-0.00 -0.41	0.00	-0.05 -0.00
Dislivelli			

Sezione: 87  
 Progressiva: 840.000  
 Q. Progetto: 344.206

Scala H 1/200.00  
 Scala V 1/200.00

342.00

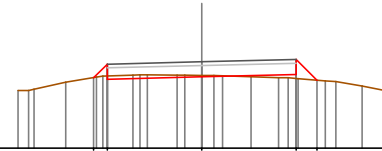


Quote	343.73 343.74	343.81	343.74 343.82
Parziali	0.42 2.50	2.50	0.32 2.50
Sviluppata Par.	0.59 2.50	2.50	0.46 2.50
Sviluppata	0.00 -2.92 0.59	3.09	5.59 -2.50 6.05
Progressiva	-0.00 -0.35	-0.00	-0.08 -0.00
Dislivelli			

Sezione: 88  
 Progressiva: 855.407  
 Q. Progetto: 344.286

Scala H 1/200.00  
 Scala V 1/200.00

342.00

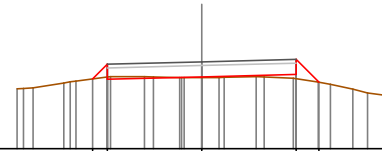


Quote	343.87 343.82	343.98	343.98 343.90
Parziali	0.36 2.50	2.50	0.55 2.50
Sviluppata Par.	0.50 2.50	2.50	0.78 2.50
Sviluppata	0.00 -2.86 0.50	3.00	5.51 -2.50 6.29
Progressiva	0.00 0.32	-0.04	0.11 0.00
Dislivelli			

Sezione: 89  
 Progressiva: 858.228  
 Q. Progetto: 344.301

Scala H 1/200.00  
 Scala V 1/200.00

342.00



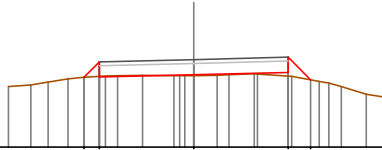
Quote	343.85 343.84	343.90	343.86 343.76
Parziali	0.39 2.50	2.50	0.60 2.50
Sviluppata Par.	0.55 2.50	2.50	0.85 2.50
Sviluppata	0.00 -2.89 0.55	3.05	5.55 -2.50 6.40
Progressiva	-0.00 -0.34	-0.02	-0.11 -0.00
Dislivelli			



Sezione: 90  
 Progressiva: 860.000  
 Q. Progetto: 344.310

Scala H 1/200.00  
 Scala V 1/200.00

342.00



Quote	343.85 343.85	343.91	343.97 343.78
Parziali	0.40 2.50	2.50	0.59
Sviluppata Par.	0.57 2.50	2.50	0.84
Sviluppata	0.00 -2.90 0.57	3.07	5.57 6.41
Progressiva	-2.90 -2.50	0.00	2.50 3.09
Dislivelli	0.00 0.38	0.02	0.10 -0.00

Sezione: 91  
 Progressiva: 861.048  
 Q. Progetto: 344.316

Scala H 1/200.00  
 Scala V 1/200.00

342.00

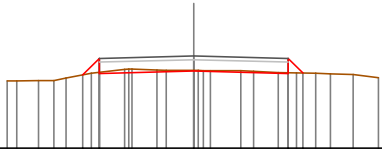


Quote	343.96 343.96	343.92	343.98 343.76
Parziali	0.39 2.50	2.50	0.62
Sviluppata Par.	0.55 2.50	2.50	0.87
Sviluppata	0.00 -2.89 0.55	3.05	5.55 6.43
Progressiva	-2.89 -2.50	0.00	2.50 3.12
Dislivelli	0.00 0.37	0.03	0.13 -0.00

Sezione: 92  
 Progressiva: 880.000  
 Q. Progetto: 344.438

Scala H 1/200.00  
 Scala V 1/200.00

342.00

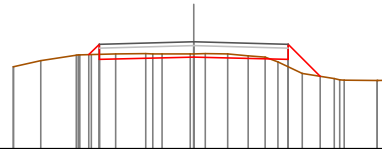


Quote	343.94 343.98	344.04	343.98 343.98
Parziali	0.44 2.50	2.50	0.39
Sviluppata Par.	0.62 2.50	2.50	0.55
Sviluppata	0.00 -2.94 0.62	3.12	5.62 6.17
Progressiva	-2.94 -2.50	0.00	2.50 2.89
Dislivelli	0.00 0.37	-0.02	-0.02 0.00

Sezione: 93  
 Progressiva: 900.000  
 Q. Progetto: 344.827

Scala H 1/200.00  
 Scala V 1/200.00

342.00

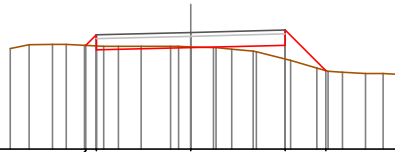


Quote	344.19 344.18	344.13	344.18 343.92
Parziali	0.27 2.50	2.50	0.85
Sviluppata Par.	0.39 2.50	2.50	1.20
Sviluppata	0.00 -2.77 0.39	2.89	5.39 6.59
Progressiva	-2.77 -2.50	0.00	2.50 3.35
Dislivelli	0.00 0.26	-0.08	0.19 -0.00

Sezione: 94  
 Progressiva: 913.345  
 Q. Progetto: 345.081

Scala H 1/200.00  
 Scala V 1/200.00

342.00

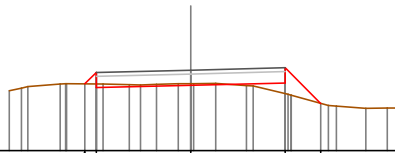


Quote		344.74	344.82	344.88	344.74	344.07
Parziali		0.28	2.50	2.50	1.07	
Sviluppata Par.		0.39	2.50	2.50	1.52	
Sviluppata		0.00	0.39	2.89	5.39	6.91
Progressiva		-2.78	-2.50	0.00	2.50	3.57
Dislivelli		0.00	-0.29	-0.02	0.37	0.00

Sezione: 95  
 Progressiva: 920.000  
 Q. Progetto: 345.126

Scala H 1/200.00  
 Scala V 1/200.00

343.00

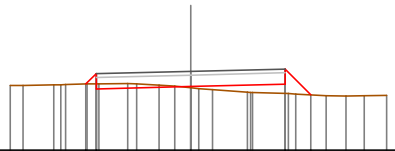


Quote		344.77	344.86	344.73	344.79	344.25
Parziali		0.30	2.50	2.50	0.94	
Sviluppata Par.		0.42	2.50	2.50	1.33	
Sviluppata		0.00	0.42	2.92	5.42	6.75
Progressiva		-2.80	-2.50	0.00	2.50	3.44
Dislivelli		0.30	-0.30	-0.04	0.28	-0.00

Sezione: 96  
 Progressiva: 930.000  
 Q. Progetto: 345.084

Scala H 1/200.00  
 Scala V 1/200.00

343.00

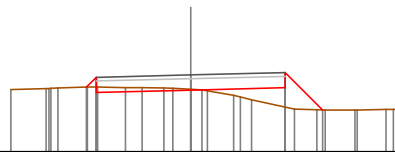


Quote		344.78	344.82	344.88	344.78	344.07
Parziali		0.27	2.50	2.50	0.68	
Sviluppata Par.		0.38	2.50	2.50	0.96	
Sviluppata		0.00	0.38	2.88	5.39	6.35
Progressiva		-2.77	-2.50	0.00	2.50	3.18
Dislivelli		0.27	-0.27	0.03	0.24	0.00

Sezione: 97  
 Progressiva: 937.348  
 Q. Progetto: 345.033

Scala H 1/200.00  
 Scala V 1/200.00

343.00

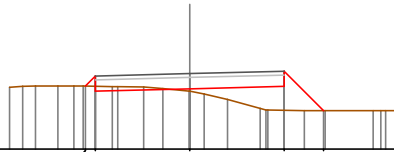


Quote		344.71	344.87	344.83	344.70	344.11
Parziali		0.36	2.50	2.50	0.99	
Sviluppata Par.		0.36	2.50	2.50	1.40	
Sviluppata		0.00	0.36	2.87	5.37	6.76
Progressiva		-2.76	-2.50	0.00	2.50	3.49
Dislivelli		0.26	-0.26	-0.02	0.51	0.00

Sezione: 98  
 Progressiva: 940.000  
 Q. Progetto: 344.992

Scala H 1/200.00  
 Scala V 1/200.00

343.00

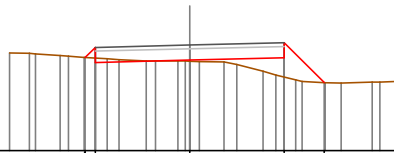


Quote	344.67	344.53	344.59	344.65	344.71
Parziali	0.36	2.50	2.50	1.04	
Sviluppata Par.	0.37	2.50	2.50	1.47	
Sviluppata	0.00	-2.76	0.00	2.87	5.37
Progressiva	0.27	-2.50	0.37	2.50	5.37
Dislivelli	0.00	-0.27	0.06	0.63	-0.00
					3.54
					6.85

Sezione: 99  
 Progressiva: 950.000  
 Q. Progetto: 344.792

Scala H 1/200.00  
 Scala V 1/200.00

342.00

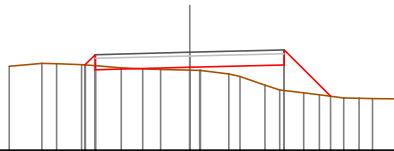


Quote	344.47	344.33	344.39	344.45	344.51
Parziali	0.36	2.50	2.50	1.06	
Sviluppata Par.	0.37	2.50	2.50	1.49	
Sviluppata	0.00	-2.76	0.00	2.87	5.37
Progressiva	0.28	-2.50	0.37	2.50	5.37
Dislivelli	0.00	-0.28	0.03	0.51	-0.00
					3.56
					6.87

Sezione: 100  
 Progressiva: 960.000  
 Q. Progetto: 344.590

Scala H 1/200.00  
 Scala V 1/200.00

342.00

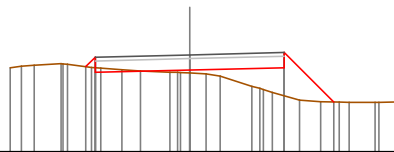


Quote	344.26	344.12	344.18	344.24	344.30
Parziali	0.37	2.50	2.50	1.22	
Sviluppata Par.	0.38	2.50	2.50	1.73	
Sviluppata	0.00	-2.77	0.00	2.89	5.39
Progressiva	0.29	-2.50	0.39	2.50	5.39
Dislivelli	0.00	-0.29	0.07	0.68	-0.00
					3.72
					7.12

Sezione: 101  
 Progressiva: 961.351  
 Q. Progetto: 344.563

Scala H 1/200.00  
 Scala V 1/200.00

342.00

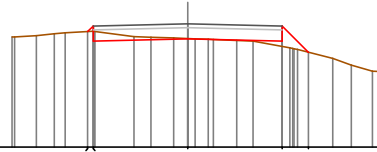


Quote	344.25	344.10	344.16	344.23	344.32
Parziali	0.35	2.50	2.50	1.31	
Sviluppata Par.	0.35	2.50	2.50	1.85	
Sviluppata	0.00	-2.75	0.00	2.85	5.35
Progressiva	0.28	-2.50	0.35	2.50	5.35
Dislivelli	0.00	-0.28	0.08	0.75	-0.00
					3.81
					7.20

Sezione: 102  
 Progressiva: 980.000  
 Q. Progetto: 344.260

Scala H 1/200.00  
 Scala V 1/200.00

341.00

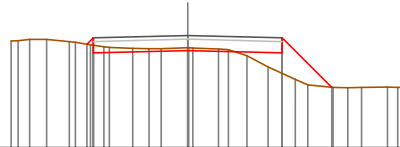


Quote		344.05	343.80	343.86	343.80	343.51
Parziali		2.50	2.50	0.69		
Sviluppata Par.		2.50	2.50	0.98		
Sviluppata		0.00	0.21	2.71	5.21	6.19
Progressiva		-2.65	-2.50	0.00	2.50	3.19
Dislivelli		-0.00	0.14	-0.01	0.14	-0.00

Sezione: 103  
 Progressiva: 1000.000  
 Q. Progetto: 343.966

Scala H 1/200.00  
 Scala V 1/200.00

341.00

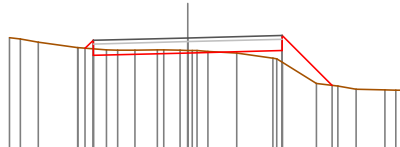


Quote		343.73	343.50	343.57	343.50	342.59
Parziali		2.50	2.50	1.31		
Sviluppata Par.		2.50	2.50	1.85		
Sviluppata		0.00	0.24	2.74	5.24	7.09
Progressiva		-2.67	-2.50	0.00	2.50	3.81
Dislivelli		0.00	0.20	-0.07	0.54	0.00

Sezione: 104  
 Progressiva: 1003.286  
 Q. Progetto: 343.917

Scala H 1/200.00  
 Scala V 1/200.00

341.00

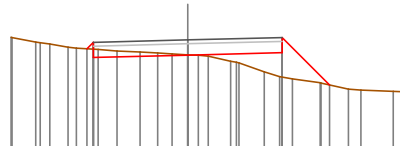


Quote		343.54	343.45	343.52	343.58	342.89
Parziali		2.50	2.50	1.32		
Sviluppata Par.		2.50	2.50	1.86		
Sviluppata		0.00	0.30	2.80	5.30	7.17
Progressiva		-2.71	-2.50	0.00	2.50	3.82
Dislivelli		-0.00	0.23	-0.07	0.30	-0.00

Sezione: 105  
 Progressiva: 1005.890  
 Q. Progetto: 343.879

Scala H 1/200.00  
 Scala V 1/200.00

341.00

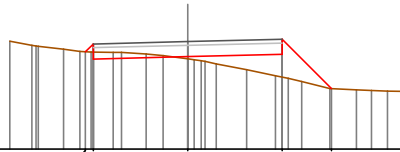


Quote		343.65	343.42	343.48	343.54	342.69
Parziali		2.50	2.50	1.25		
Sviluppata Par.		2.50	2.50	1.77		
Sviluppata		0.00	0.24	2.74	5.24	7.01
Progressiva		-2.67	-2.50	0.00	2.50	3.75
Dislivelli		0.00	0.18	-0.01	0.65	0.00

Sezione: 106  
 Progressiva: 1008.495  
 Q. Progetto: 343.841

Scala H 1/200.00  
 Scala V 1/200.00

341.00

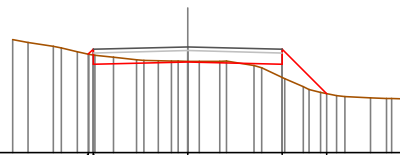


Quote	343.57	343.38	343.44	343.50	343.60
Parziali	0.00	2.50	2.50	1.31	
Sviluppata Par.	0.00	2.50	2.50	1.85	
Sviluppata	0.00	0.29	2.79	5.29	7.14
Progressiva	-2.71	-2.50	0.00	2.50	3.81
Dislivelli	0.00	0.21	0.06	0.60	0.00

Sezione: 107  
 Progressiva: 1020.000  
 Q. Progetto: 343.797

Scala H 1/200.00  
 Scala V 1/200.00

341.00

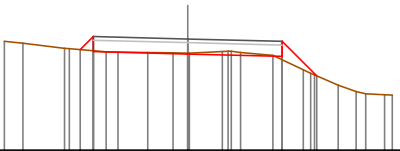


Quote	343.60	343.33	343.40	343.33	342.96
Parziali	0.00	2.50	2.50	1.17	
Sviluppata Par.	0.00	2.50	2.50	1.66	
Sviluppata	0.00	0.19	2.69	5.19	6.85
Progressiva	-2.63	-2.50	0.00	2.50	3.67
Dislivelli	0.00	0.15	-0.02	0.35	0.00

Sezione: 108  
 Progressiva: 1033.458  
 Q. Progetto: 343.943

Scala H 1/200.00  
 Scala V 1/200.00

341.00

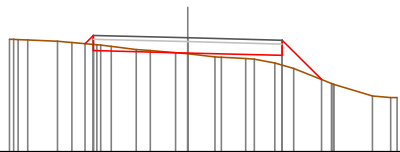


Quote	343.66	343.61	343.54	343.48	343.26
Parziali	0.00	0.35	2.50	2.50	0.92
Sviluppata Par.	0.00	0.49	2.50	2.50	1.29
Sviluppata	0.00	0.49	2.99	5.49	6.79
Progressiva	-2.85	-2.50	0.00	2.50	3.42
Dislivelli	0.00	0.38	-0.03	0.09	0.00

Sezione: 109  
 Progressiva: 1040.000  
 Q. Progetto: 344.015

Scala H 1/200.00  
 Scala V 1/200.00

341.00

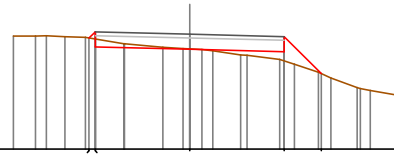


Quote	343.86	343.68	343.61	343.55	343.22
Parziali	0.00	0.31	2.50	2.50	1.04
Sviluppata Par.	0.00	0.31	2.50	2.50	1.47
Sviluppata	0.00	0.31	2.81	5.31	6.77
Progressiva	-2.72	-2.50	0.00	2.50	3.54
Dislivelli	-0.00	0.23	-0.02	0.26	-0.00

Sezione: 110  
 Progressiva: 1041.904  
 Q. Progetto: 344.035

Scala H 1/200.00  
 Scala V 1/200.00

341.00

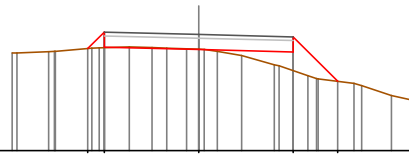


Quote		343.94	342.70	343.64	343.57	342.99
Parziali			2.50	2.50	0.98	
Sviluppata Par.			2.50	2.50	1.38	
Sviluppata		0.00	0.23	2.73	5.23	6.62
Progressiva		-2.66	-2.50	0.00	2.50	3.48
Dislivelli		0.00	0.19	-0.01	0.24	-0.00

Sezione: 111  
 Progressiva: 1050.000  
 Q. Progetto: 344.071

Scala H 1/200.00  
 Scala V 1/200.00

341.00

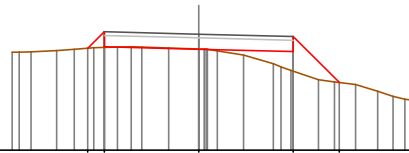


Quote		343.70	343.73	343.67	343.61	342.83
Parziali		0.43	2.50	2.50	1.17	
Sviluppata Par.		0.61	2.50	2.50	1.66	
Sviluppata		0.00	0.61	3.11	5.61	7.27
Progressiva		-2.93	-2.50	0.00	2.50	3.67
Dislivelli		0.00	0.41	-0.01	0.49	0.00

Sezione: 112  
 Progressiva: 1050.350  
 Q. Progetto: 344.070

Scala H 1/200.00  
 Scala V 1/200.00

341.00

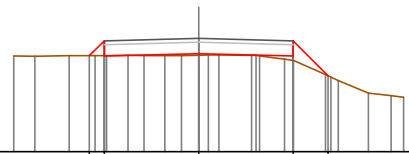


Quote		343.66	343.73	343.67	343.61	342.78
Parziali		0.44	2.50	2.50	1.22	
Sviluppata Par.		0.62	2.50	2.50	1.72	
Sviluppata		0.00	0.62	3.12	5.62	7.34
Progressiva		-2.94	-2.50	0.00	2.50	3.72
Dislivelli		0.00	0.42	-0.01	0.52	-0.00

Sezione: 113  
 Progressiva: 1060.000  
 Q. Progetto: 343.996

Scala H 1/200.00  
 Scala V 1/200.00

341.00

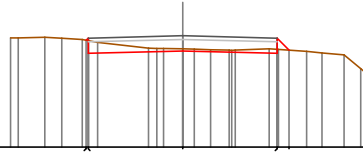


Quote		343.64	343.53	343.60	343.53	343.01
Parziali		0.39	2.50	2.50	0.92	
Sviluppata Par.		0.56	2.50	2.50	1.30	
Sviluppata		0.00	0.56	3.06	5.56	6.86
Progressiva		-2.89	-2.50	0.00	2.50	3.42
Dislivelli		0.00	0.39	0.04	0.12	0.00

Sezione: 114  
 Progressiva: 1080.000  
 Q. Progetto: 343.941

Scala H 1/200.00  
 Scala V 1/200.00

341.00

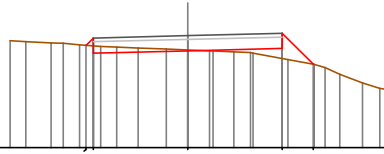


Quote	343.82 343.84	343.84	343.84 343.86
Parziali	2.50	2.50	0.28
Sviluppata Par.	2.50	2.50	0.28
Sviluppata	0.00 0.07	0.00 0.08	2.58 5.08 5.53
Progressiva	-2.56 -2.50	0.00	2.50 2.82
Dislivelli	0.00 -0.07	-0.05	-0.10 -0.00

Sezione: 115  
 Progressiva: 1089.829  
 Q. Progetto: 343.960

Scala H 1/200.00  
 Scala V 1/200.00

341.00

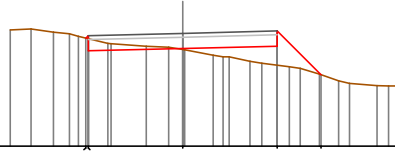


Quote	343.70 343.90	343.96	343.82 343.21
Parziali	2.50	2.50	0.82
Sviluppata Par.	2.50	2.50	1.16
Sviluppata	0.00 0.21	0.00 0.27	2.78 5.28 6.43
Progressiva	-2.69 -2.50	0.00	2.50 3.32
Dislivelli	0.00 -0.21	-0.02	0.26 0.00

Sezione: 116  
 Progressiva: 1096.524  
 Q. Progetto: 343.983

Scala H 1/200.00  
 Scala V 1/200.00

341.00

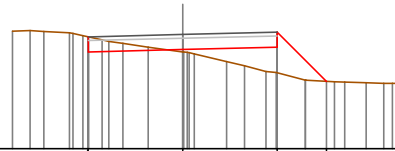


Quote	343.86 343.82	343.98	343.86 343.29
Parziali	2.50	2.50	1.16
Sviluppata Par.	2.50	2.50	1.63
Sviluppata	0.00 0.08	0.00 0.09	2.59 5.09 6.73
Progressiva	-2.56 -2.50	0.00	2.50 3.66
Dislivelli	0.00 -0.08	0.02	0.51 -0.00

Sezione: 117  
 Progressiva: 1100.000  
 Q. Progetto: 344.024

Scala H 1/200.00  
 Scala V 1/200.00

341.00

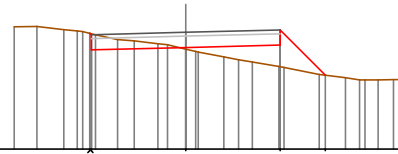


Quote	343.86	343.82	343.89 342.79
Parziali	2.50	2.50	1.30
Sviluppata Par.	2.50	2.50	1.84
Sviluppata	0.00	2.50	5.00 6.84
Progressiva	-2.50	0.00	2.50 3.80
Dislivelli	0.00	-0.06	-0.68 -0.00

Sezione: 118  
 Progressiva: 1103.220  
 Q. Progetto: 344.084

Scala H 1/200.00  
 Scala V 1/200.00

341.00

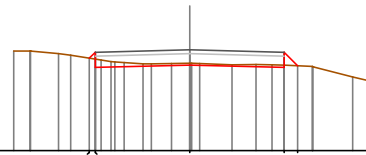


Quote	344.06	343.82	343.68	343.75	343.95
Parziali		2.50	2.50	1.19	
Sviluppata Par.		2.50	2.50	1.69	
Sviluppata	0.00	0.00	2.55	5.06	6.74
Progressiva	0.00	-2.54	0.00	2.50	3.69
Dislivelli	0.00	-0.03	0.04	-0.57	-0.00

Sezione: 119  
 Progressiva: 1120.000  
 Q. Progetto: 344.664

Scala H 1/200.00  
 Scala V 1/200.00

342.00

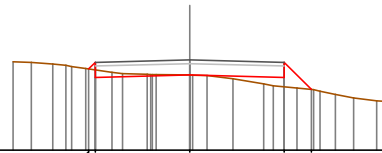


Quote	344.45	344.20	344.26	344.20	344.24
Parziali		2.50	2.50	0.36	
Sviluppata Par.		2.50	2.50	0.51	
Sviluppata	0.00	0.00	2.72	5.22	5.73
Progressiva	0.00	-2.66	0.00	2.50	2.86
Dislivelli	0.00	-0.18	-0.04	-0.06	0.00

Sezione: 120  
 Progressiva: 1140.000  
 Q. Progetto: 345.387

Scala H 1/200.00  
 Scala V 1/200.00

343.00

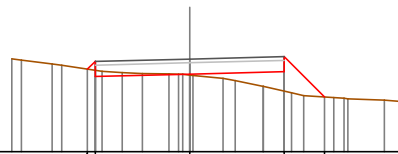


Quote	345.15	344.92	344.99	344.92	344.61
Parziali		2.50	2.50	0.72	
Sviluppata Par.		2.50	2.50	1.01	
Sviluppata	0.00	0.00	2.75	5.25	6.26
Progressiva	0.00	-2.67	0.00	2.50	3.22
Dislivelli	0.00	-0.20	-0.00	-0.25	-0.00

Sezione: 121  
 Progressiva: 1141.884  
 Q. Progetto: 345.454

Scala H 1/200.00  
 Scala V 1/200.00

343.00



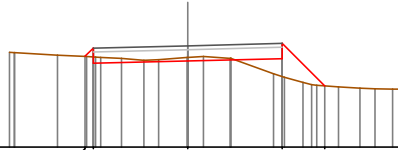
Quote	345.19	344.99	345.05	345.12	344.45
Parziali		2.50	2.50	1.07	
Sviluppata Par.		2.50	2.50	1.51	
Sviluppata	0.00	0.00	2.79	5.29	6.80
Progressiva	0.00	-2.71	0.00	2.50	3.57
Dislivelli	0.00	-0.24	-0.03	-0.51	-0.00



Sezione: 122  
 Progressiva: 1148.694  
 Q. Progetto: 345.675

Scala H 1/200.00  
 Scala V 1/200.00

343.00

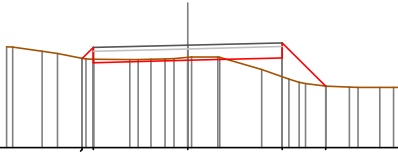


Quote		344.00	343.21	343.28	343.34	343.61
Parziali		0.81	2.50	2.50	1.12	
Sviluppata Par.		0.30	2.50	2.50	1.59	
Sviluppata		0.00	0.30	2.80	5.31	6.90
Progressiva		-2.71	-2.50	0.00	2.50	3.62
Dislivelli		0.00	-0.23	-0.09	0.48	0.00

Sezione: 123  
 Progressiva: 1150.000  
 Q. Progetto: 345.708

Scala H 1/200.00  
 Scala V 1/200.00

343.00

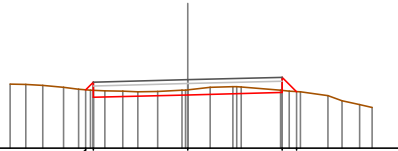


Quote		343.36	343.25	343.31	343.37	344.02
Parziali		0.29	2.50	2.50	1.15	
Sviluppata Par.		0.41	2.50	2.50	1.62	
Sviluppata		0.00	0.41	2.91	5.41	7.03
Progressiva		-2.79	-2.50	0.00	2.50	3.65
Dislivelli		0.00	0.31	-0.08	0.50	-0.00

Sezione: 124  
 Progressiva: 1155.504  
 Q. Progetto: 345.810

Scala H 1/200.00  
 Scala V 1/200.00

344.00

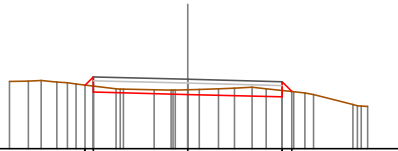


Quote		343.56	343.35	343.41	343.47	343.56
Parziali		0.30	2.50	2.50	0.38	
Sviluppata Par.		0.38	2.50	2.50	0.53	
Sviluppata		0.00	0.28	2.78	5.29	5.82
Progressiva		-2.70	-2.50	0.00	2.50	2.88
Dislivelli		0.00	0.21	-0.13	-0.06	0.00

Sezione: 125  
 Progressiva: 1158.162  
 Q. Progetto: 345.837

Scala H 1/200.00  
 Scala V 1/200.00

344.00

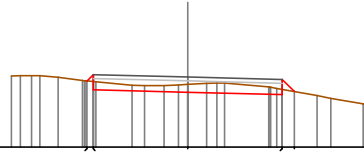


Quote		343.68	343.50	343.44	343.37	343.52
Parziali		0.32	2.50	2.50	0.35	
Sviluppata Par.		0.31	2.50	2.50	0.35	
Sviluppata		0.00	0.31	2.81	5.31	5.67
Progressiva		-2.72	-2.50	0.00	2.50	2.76
Dislivelli		-0.00	0.24	-0.13	-0.17	0.00

Sezione: 126  
 Progressiva: 1160.000  
 Q. Progetto: 345.847

Scala H 1/200.00  
 Scala V 1/200.00

344.00

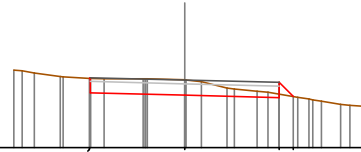


Quote	345.74	345.51	345.15	345.18	345.17
Parziali		2.50	2.50	0.23	
Sviluppata Par.		2.50	2.50	0.23	
Sviluppata	0.00	0.00	2.73	5.24	5.69
Progressiva	-2.67	-2.50	0.00	2.50	2.82
Dislivelli	0.00	-0.18	-0.21	-0.14	-0.00

Sezione: 127  
 Progressiva: 1170.000  
 Q. Progetto: 345.787

Scala H 1/200.00  
 Scala V 1/200.00

344.00

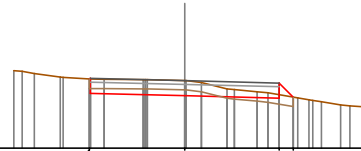


Quote	345.46	345.39	345.32	345.35
Parziali		2.50	2.50	0.37
Sviluppata Par.		2.50	2.50	0.53
Sviluppata	0.00	0.00	2.50	5.00
Progressiva	-2.52	0.00	2.50	2.87
Dislivelli	-0.00	-0.40	-0.09	0.00

Sezione: 127  
 Progressiva: 1170.000  
 Q. Progetto: 345.787

Scala H 1/200.00  
 Scala V 1/200.00

344.00

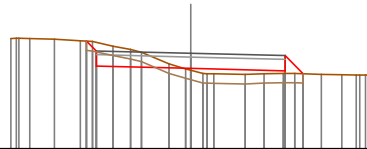


Quote	345.46	345.39	345.32	345.35
Parziali		2.50	2.50	0.37
Sviluppata Par.		2.50	2.50	0.53
Sviluppata	0.00	0.00	2.50	5.00
Progressiva	-2.52	0.00	2.50	2.87
Dislivelli	0.00	-0.40	-0.09	0.00

Sezione: 128  
 Progressiva: 1180.000  
 Q. Progetto: 345.526

Scala H 1/200.00  
 Scala V 1/200.00

343.00

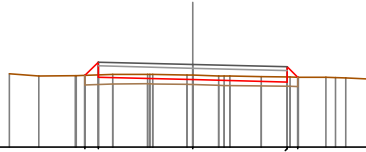


Quote	345.85	345.19	345.13	345.06	344.99
Parziali		0.37	2.50	2.50	0.48
Sviluppata Par.		0.37	2.50	2.50	0.67
Sviluppata	0.00	0.00	2.87	5.37	6.04
Progressiva	-2.76	-2.50	0.00	2.50	2.98
Dislivelli	-0.00	-0.23	-0.05	-0.07	-0.00

Sezione: 129  
 Progressiva: 1190.000  
 Q. Progetto: 345.182

Scala H 1/200.00  
 Scala V 1/200.00

343.00

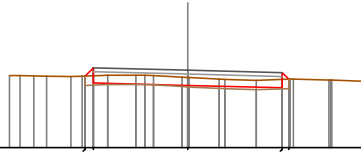


Quote	344.89 344.84	344.78	344.72 344.84
Parziali	0.50 0.35	2.50	2.50 0.35
Sviluppata Par.	0.50 0.50	2.50	2.50 0.35
Sviluppata	0.00 2.85 2.50 0.34	0.00 3.00	5.50 2.50 2.78 0.00
Progressiva	-0.00 -0.34	-0.12	-0.13 -0.00
Dislivelli			5.89

Sezione: 130  
 Progressiva: 1193.996  
 Q. Progetto: 345.045

Scala H 1/200.00  
 Scala V 1/200.00

343.00

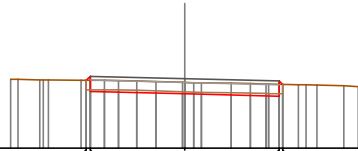


Quote	344.89 344.71	344.64	344.56 344.61
Parziali	0.92 0.03	2.50	2.50 0.07
Sviluppata Par.	0.92 0.03	2.50	2.50 0.07
Sviluppata	0.00 -2.72 -2.50 0.21	0.31 2.81	5.31 2.50 2.67 0.00
Progressiva	-0.00 0.21	-0.21	-0.22 0.00
Dislivelli			5.55

Sezione: 131  
 Progressiva: 1200.000  
 Q. Progetto: 344.838

Scala H 1/200.00  
 Scala V 1/200.00

343.00

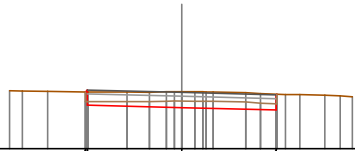


Quote	344.72 344.59	344.44	344.36 344.69
Parziali		2.50	2.50
Sviluppata Par.		2.50	2.50
Sviluppata	0.00 -2.61 -2.50 0.11	0.15 2.65	5.15 2.50 2.59 0.00
Progressiva	-0.00 0.11	-0.30	-0.31 0.00
Dislivelli			5.28

Sezione: 132  
 Progressiva: 1210.000  
 Q. Progetto: 344.489

Scala H 1/200.00  
 Scala V 1/200.00

343.00

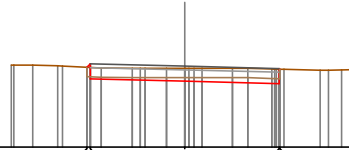


Quote	344.59 344.15	344.09	344.03
Parziali		2.50	2.50
Sviluppata Par.		2.50	2.50
Sviluppata	0.00 -2.55 -2.50 0.05	0.07 2.57	5.07 2.50 5.07
Progressiva	0.00 0.05	-0.42	-0.42
Dislivelli			

Sezione: 133  
 Progressiva: 1220.000  
 Q. Progetto: 344.137

Scala H 1/200.00  
 Scala V 1/200.00

342.00

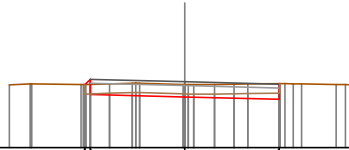


Quote	341.11 343.80	343.74	343.67 344.05
Parziali	2.50	2.50	
Sviluppata Par.	2.50	2.50	
Sviluppata	0.00 0.13	2.63	5.13 5.16
Progressiva	-2.59 -2.50	0.00	2.50 2.52
Dislivelli	0.00 0.09	-0.34	-0.38 -0.00

Sezione: 134  
 Progressiva: 1229.830  
 Q. Progetto: 343.739

Scala H 1/200.00  
 Scala V 1/200.00

342.00

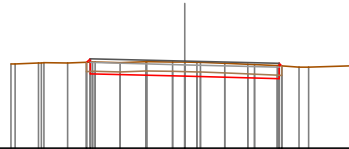


Quote	343.67 343.40	343.34	343.28
Parziali	2.50	2.50	
Sviluppata Par.	2.50	2.50	
Sviluppata	0.00 0.19	2.69	5.19
Progressiva	-2.64 -2.50	0.00	2.50
Dislivelli	0.00 0.13	-0.33	-0.41

Sezione: 135  
 Progressiva: 1239.437  
 Q. Progetto: 343.305

Scala H 1/200.00  
 Scala V 1/200.00

341.00

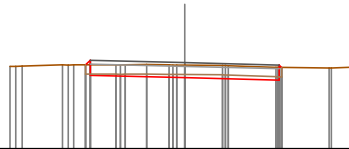


Quote	342.27 342.29	342.26	342.24 343.18
Parziali	2.50	2.50	
Sviluppata Par.	2.50	2.50	
Sviluppata	0.00 0.13	2.63	5.14 5.23
Progressiva	-2.59 -2.50	0.00	2.50 2.57
Dislivelli	0.00 0.09	-0.37	-0.34 0.00

Sezione: 136  
 Progressiva: 1240.000  
 Q. Progetto: 343.279

Scala H 1/200.00  
 Scala V 1/200.00

341.00

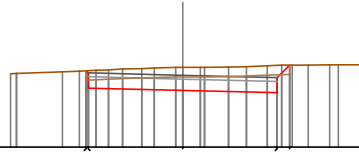


Quote	342.22 342.24	342.28	342.22 343.15
Parziali	2.50	2.50	
Sviluppata Par.	2.50	2.50	
Sviluppata	0.00 0.17	2.67	5.17 5.27
Progressiva	-2.62 -2.50	0.00	2.50 2.57
Dislivelli	-0.00 0.12	-0.33	-0.33 0.00

Sezione: 137  
 Progressiva: 1248.465  
 Q. Progetto: 342.897

Scala H 1/200.00  
 Scala V 1/200.00

341.00

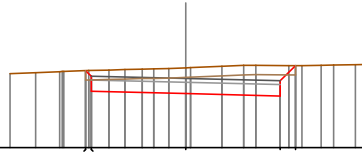


Quote	340.01	342.56	342.50	340.15	341.17
Parziali		2.50	2.50	0.33	
Sviluppata Par.		2.50	2.50	0.17	
Sviluppata	0.00	0.00	2.58	5.08	5.55
Progressiva	-2.56	-2.50	0.00	2.50	2.83
Dislivelli	0.00	-0.06	-0.61	-0.72	-0.00

Sezione: 138  
 Progressiva: 1250.000  
 Q. Progetto: 342.827

Scala H 1/200.00  
 Scala V 1/200.00

341.00

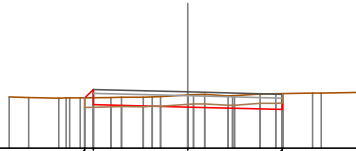


Quote	343.04	342.49	342.43	342.36	343.17
Parziali		2.50	2.50	0.41	
Sviluppata Par.		2.50	2.50	0.57	
Sviluppata	0.00	0.00	2.71	5.21	5.78
Progressiva	-2.65	-2.50	0.00	2.50	2.91
Dislivelli	0.00	-0.15	-0.68	-0.81	0.00

Sezione: 139  
 Progressiva: 1257.493  
 Q. Progetto: 342.488

Scala H 1/200.00  
 Scala V 1/200.00

341.00

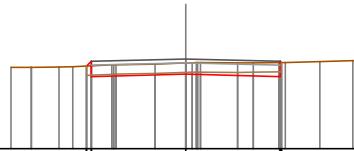


Quote	342.35	342.15	342.09	342.05	
Parziali		2.50	2.50		
Sviluppata Par.		2.50	2.50		
Sviluppata	0.00	0.00	2.81	5.31	
Progressiva	-2.72	-2.50	0.00	2.50	
Dislivelli	0.00	0.22	-0.32	-0.41	

Sezione: 140  
 Progressiva: 1260.000  
 Q. Progetto: 342.375

Scala H 1/200.00  
 Scala V 1/200.00

340.00



Quote	341.19	341.91	341.97	341.91	342.28
Parziali		2.50	2.50		
Sviluppata Par.		2.50	2.50		
Sviluppata	0.00	0.00	2.68	5.18	5.22
Progressiva	-2.62	-2.50	0.00	2.50	2.53
Dislivelli	0.00	0.12	-0.29	-0.37	-0.00

Sezione: 141  
 Progressiva: 1280.000  
 Q. Progetto: 341.470

Scala H 1/200.00  
 Scala V 1/200.00

340.00

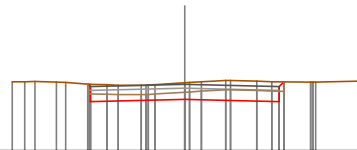


Quote	341.68 341.01	341.07	341.01 341.65
Parziali	0.27 2.50	2.50	0.25 2.50
Sviluppata Par.	0.29 2.50	2.50	0.25 2.50
Sviluppata	0.00 0.39	2.89	5.39 5.74
Progressiva	-2.77 -2.50	0.00	2.50 2.75
Dislivelli	0.00 -0.28	-0.58	-0.66 -0.00

Sezione: 142  
 Progressiva: 1300.000  
 Q. Progetto: 340.754

Scala H 1/200.00  
 Scala V 1/200.00

339.00

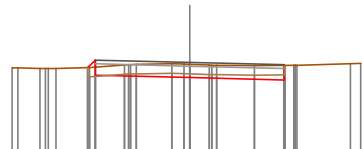


Quote	340.76 340.29	340.35	340.29 340.82
Parziali	2.50	2.50	2.50
Sviluppata Par.	2.50	2.50	2.50
Sviluppata	0.00 0.09	2.59	5.09 5.27
Progressiva	-2.57 -2.50	0.00	2.50 2.63
Dislivelli	0.00 -0.06	-0.44	-0.53 0.00

Sezione: 143  
 Progressiva: 1314.451  
 Q. Progetto: 340.322

Scala H 1/200.00  
 Scala V 1/200.00

338.00

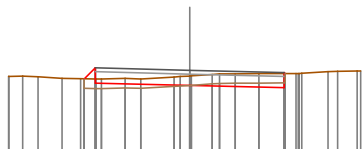


Quote	340.19 339.98	339.95	339.95 340.24
Parziali	0.28 2.50	2.50	0.29 2.50
Sviluppata Par.	0.28 2.50	2.50	0.29 2.50
Sviluppata	0.00 0.28	2.78	5.28 5.31
Progressiva	-2.70 -2.50	0.00	2.50 2.52
Dislivelli	0.00 0.19	-0.35	-0.36 0.00

Sezione: 144  
 Progressiva: 1320.000  
 Q. Progetto: 340.156

Scala H 1/200.00  
 Scala V 1/200.00

338.00

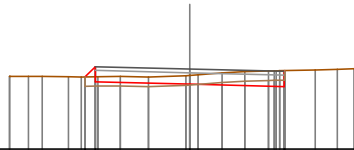


Quote	338.93 338.82	338.76	338.69 340.07
Parziali	0.29 2.50	2.50	0.29 2.50
Sviluppata Par.	0.31 2.50	2.50	0.29 2.50
Sviluppata	0.00 0.41	2.91	5.41 5.44
Progressiva	-2.79 -2.50	0.00	2.50 2.52
Dislivelli	0.00 -0.30	-0.25	-0.38 0.00

Sezione: 145  
 Progressiva: 1321.405  
 Q. Progetto: 340.114

Scala H 1/200.00  
 Scala V 1/200.00

338.00

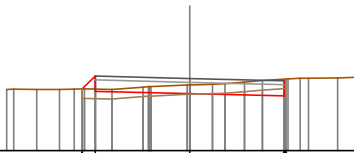


Quote	338.91 338.78	338.71	338.65 340.07
Parziali	2.50	2.50	
Sviluppata Par.	2.50	2.50	
Sviluppata	0.00 0.38	2.88	5.38 5.41
Progressiva	-2.77 -2.50	0.00	2.50 2.52
Dislivelli	-0.00 -0.27	-0.23	-0.42 -0.00

Sezione: 146  
 Progressiva: 1328.358  
 Q. Progetto: 339.906

Scala H 1/200.00  
 Scala V 1/200.00

338.00

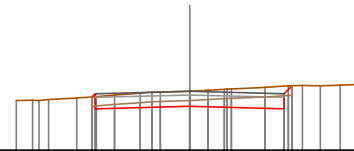


Quote	339.63 339.57	339.51	339.44 339.89
Parziali	2.50	2.50	
Sviluppata Par.	2.50	2.50	
Sviluppata	0.00 0.48	2.98	5.48 5.55
Progressiva	-2.84 -2.50	0.00	2.50 2.55
Dislivelli	0.00 -0.34	-0.23	-0.44 0.00

Sezione: 147  
 Progressiva: 1340.000  
 Q. Progetto: 339.558

Scala H 1/200.00  
 Scala V 1/200.00

338.00

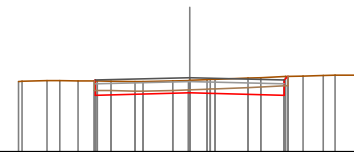


Quote	339.41 339.15	339.18	339.15 339.15
Parziali	2.50	2.50	
Sviluppata Par.	2.50	2.50	
Sviluppata	0.00 0.12	2.62	5.12 5.42
Progressiva	-2.59 -2.50	0.00	2.50 2.71
Dislivelli	0.00 0.08	-0.40	-0.60 -0.00

Sezione: 148  
 Progressiva: 1360.000  
 Q. Progetto: 338.960

Scala H 1/200.00  
 Scala V 1/200.00

337.00

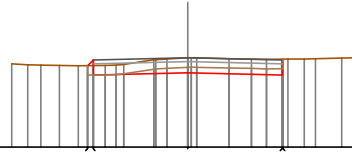


Quote	338.97 338.90	338.95	338.95 339.00
Parziali	2.50	2.50	
Sviluppata Par.	2.50	2.50	
Sviluppata	0.00 0.03	2.54	5.04 5.17
Progressiva	-2.52 -2.50	0.00	2.50 2.60
Dislivelli	0.00 -0.02	-0.33	-0.49 -0.00

Sezione: 149  
 Progressiva: 1380.000  
 Q. Progetto: 338.362

Scala H 1/200.00  
 Scala V 1/200.00

336.00

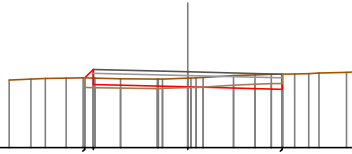


Quote		338.15 337.90		337.96		337.96 338.32
Parziali		2.50		2.50		
Sviluppata Par.		2.50		2.50		
Sviluppata		0.00 0.21		2.71		5.22 5.25
Progressiva		-2.65 -2.50		0.00		2.50 2.52
Dislivelli		0.00 0.15		-0.39		-0.42 0.00

Sezione: 150  
 Progressiva: 1391.965  
 Q. Progetto: 338.004

Scala H 1/200.00  
 Scala V 1/200.00

336.00

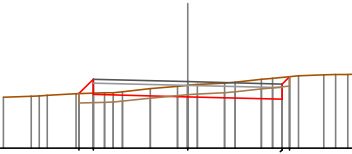


Quote		337.84 337.67		337.60		337.54
Parziali		2.50		2.50		
Sviluppata Par.		2.50		2.50		
Sviluppata		0.00 0.32		2.82		5.32
Progressiva		-2.73 -2.50		0.00		2.50
Dislivelli		0.00 0.23		-0.23		-0.40

Sezione: 151  
 Progressiva: 1400.000  
 Q. Progetto: 337.760

Scala H 1/200.00  
 Scala V 1/200.00

336.00

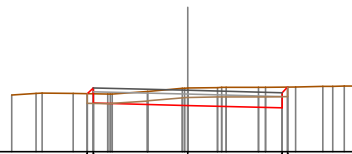


Quote		337.45 337.45		337.76		337.55 337.68
Parziali		0.38		2.50		2.50
Sviluppata Par.		0.53		2.50		2.50
Sviluppata		0.00 0.53		3.03		5.53 5.81
Progressiva		-2.88 -2.50		0.00		2.50 2.69
Dislivelli		0.00 0.37		-0.31		-0.57 0.00

Sezione: 152  
 Progressiva: 1403.598  
 Q. Progetto: 337.626

Scala H 1/200.00  
 Scala V 1/200.00

336.00



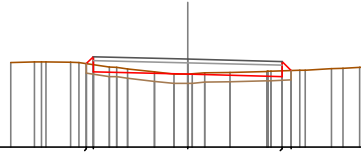
Quote		337.64 337.29		337.23		337.16 337.71
Parziali		2.50		2.50		
Sviluppata Par.		2.50		2.50		
Sviluppata		0.00 0.22		2.72		5.22 5.43
Progressiva		-2.65 -2.50		0.00		2.50 2.65
Dislivelli		0.00 0.16		-0.46		-0.55 0.00



Sezione: 153  
 Progressiva: 1410.000  
 Q. Progetto: 337.324

Scala H 1/200.00  
 Scala V 1/200.00

335.00

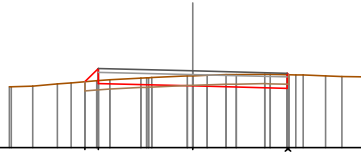


Quote	337.21 336.99	336.92	336.96 337.02
Parziali	2.50	2.50	0.05
Sviluppata Par.	2.50	2.50	0.05
Sviluppata	0.00 0.25	2.75	5.26 5.59
Progressiva	-2.68 -2.50	0.00	2.50 2.74
Dislivelli	0.00 -0.21	-0.01	-0.15 -0.00

Sezione: 154  
 Progressiva: 1415.231  
 Q. Progetto: 337.030

Scala H 1/200.00  
 Scala V 1/200.00

335.00

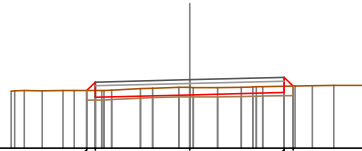


Quote	336.74 336.69	336.63	336.67 336.60
Parziali	2.50	2.50	0.07
Sviluppata Par.	2.50	2.50	0.07
Sviluppata	0.00 0.48	2.99	5.49 5.55
Progressiva	-2.85 -2.50	0.00	2.50 2.54
Dislivelli	0.00 -0.32	-0.27	-0.36 -0.00

Sezione: 155  
 Progressiva: 1419.118  
 Q. Progetto: 336.811

Scala H 1/200.00  
 Scala V 1/200.00

335.00

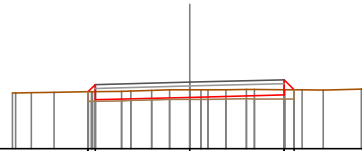


Quote	336.56 336.35	336.41	336.41 336.64
Parziali	2.50	2.50	0.23
Sviluppata Par.	2.50	2.50	0.23
Sviluppata	0.00 0.32	2.82	5.32 5.65
Progressiva	-2.72 -2.50	0.00	2.50 2.73
Dislivelli	0.00 -0.22	-0.20	-0.16 -0.00

Sezione: 156  
 Progressiva: 1420.000  
 Q. Progetto: 336.761

Scala H 1/200.00  
 Scala V 1/200.00

335.00

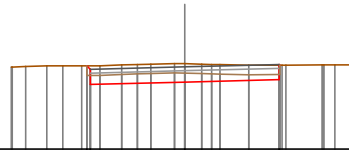


Quote	336.51 336.30	336.35	336.42 336.66
Parziali	2.50	2.50	0.36
Sviluppata Par.	2.50	2.50	0.36
Sviluppata	0.00 0.27	2.77	5.27 5.64
Progressiva	-2.69 -2.50	0.00	2.50 2.76
Dislivelli	0.00 -0.19	-0.20	-0.14 -0.00

Sezione: 157  
 Progressiva: 1430.000  
 Q. Progetto: 336.171

Scala H 1/200.00  
 Scala V 1/200.00

334.00

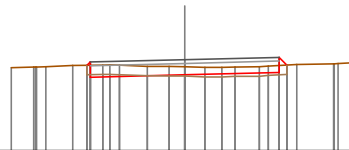


Quote	336.20	336.71	336.77	336.85
Parziali		2.50	2.50	
Sviluppata Par.		2.50	2.50	
Sviluppata	0.00	0.00	2.63	5.13
Progressiva	-2.59	-2.50	0.00	2.50
Dislivelli	0.00	-0.09	-0.48	-0.38

Sezione: 158  
 Progressiva: 1440.000  
 Q. Progetto: 335.403

Scala H 1/200.00  
 Scala V 1/200.00

333.00

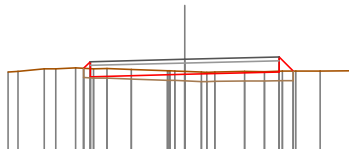


Quote	335.25	334.94	335.00	335.07	335.26
Parziali		2.50	2.50		
Sviluppata Par.		2.50	2.50		
Sviluppata	0.00	0.00	2.62	5.12	5.41
Progressiva	-2.59	-2.50	0.00	2.50	2.70
Dislivelli	0.00	0.08	-0.22	-0.19	-0.00

Sezione: 159  
 Progressiva: 1443.554  
 Q. Progetto: 335.404

Scala H 1/200.00  
 Scala V 1/200.00

333.00

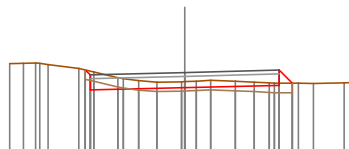


Quote	335.17	334.94	335.00	335.07	335.08
Parziali		2.50	2.50		
Sviluppata Par.		2.50	2.50	0.38	
Sviluppata	0.00	0.00	2.74	5.24	5.78
Progressiva	-2.67	-2.50	0.00	2.50	2.88
Dislivelli	-0.00	0.18	-0.08	-0.02	-0.00

Sezione: 160  
 Progressiva: 1450.000  
 Q. Progetto: 335.096

Scala H 1/200.00  
 Scala V 1/200.00

333.00

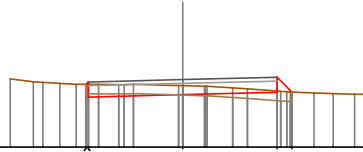


Quote	334.16	334.63	334.70	334.76	334.81
Parziali		2.50	2.50		
Sviluppata Par.		2.50	2.50	0.35	
Sviluppata	0.00	0.00	2.69	5.19	5.68
Progressiva	-2.63	-2.50	0.00	2.50	2.85
Dislivelli	0.00	-0.10	-0.16	-0.05	-0.00

Sezione: 161  
 Progressiva: 1460.000  
 Q. Progetto: 334.782

Scala H 1/200.00  
 Scala V 1/200.00

333.00

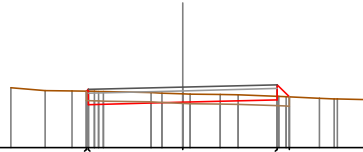


Quote		334.66 334.32	334.38	334.44 334.15
Parziali		2.50	2.50	0.39
Sviluppata Par.		2.50	2.50	0.55
Sviluppata		0.00 0.09	2.59	5.09 5.64
Progressiva		-2.56 -2.50	0.00	2.50 2.89
Dislivelli		-0.00 -0.06	-0.24	-0.03 -0.00

Sezione: 162  
 Progressiva: 1467.991  
 Q. Progetto: 334.599

Scala H 1/200.00  
 Scala V 1/200.00

333.00

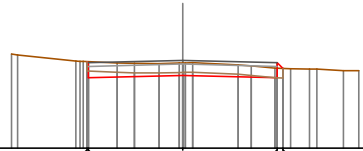


Quote		334.49 334.14	334.20	334.26 334.34
Parziali		2.50	2.50	0.32
Sviluppata Par.		2.50	2.50	0.45
Sviluppata		0.00 0.07	2.57	5.07 5.52
Progressiva		-2.55 -2.50	0.00	2.50 2.82
Dislivelli		-0.00 -0.05	-0.22	-0.10 -0.00

Sezione: 163  
 Progressiva: 1480.000  
 Q. Progetto: 334.324

Scala H 1/200.00  
 Scala V 1/200.00

332.00

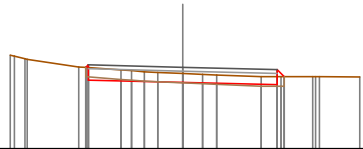


Quote		334.25 333.86	333.95	333.95 334.11
Parziali		2.50	2.50	
Sviluppata Par.		2.50	2.50	
Sviluppata		0.00 0.04	2.54	5.04 5.26
Progressiva		-2.50 -2.50	0.00	2.50 2.65
Dislivelli		0.00 -0.03	-0.33	-0.25 0.00

Sezione: 164  
 Progressiva: 1487.393  
 Q. Progetto: 334.155

Scala H 1/200.00  
 Scala V 1/200.00

332.00

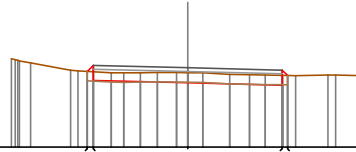


Quote		334.15 333.82	333.76	333.89 333.91
Parziali		2.50	2.50	
Sviluppata Par.		2.50	2.50	
Sviluppata		0.00 0.09	2.59	5.09 5.35
Progressiva		-2.56 -2.50	0.00	2.50 2.69
Dislivelli		0.00 -0.07	-0.24	-0.21 -0.00

Sezione: 165  
 Progressiva: 1490.000  
 Q. Progetto: 334.095

Scala H 1/200.00  
 Scala V 1/200.00

332.00

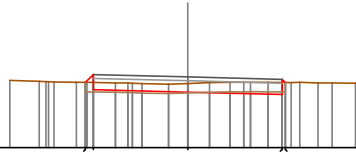


Quote		334.00	333.76	333.70	333.65	333.89
Parziali		2.50		2.50		
Sviluppata Par.		2.50		2.50		
Sviluppata		0.00	0.23	2.73	5.23	5.42
Progressiva		-2.66	-2.50	0.00	2.50	2.64
Dislivelli		0.00	0.17	-0.27	-0.26	0.00

Sezione: 166  
 Progressiva: 1500.000  
 Q. Progetto: 333.866

Scala H 1/200.00  
 Scala V 1/200.00

332.00

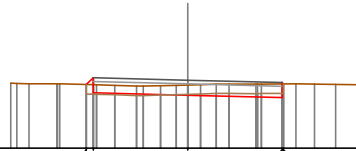


Quote		333.72	333.53	333.47	333.46	333.72
Parziali		2.50		2.50		
Sviluppata Par.		2.50		2.50		
Sviluppata		0.00	0.29	2.79	5.29	5.41
Progressiva		-2.71	-2.50	0.00	2.50	2.58
Dislivelli		0.00	0.21	-0.23	-0.32	0.00

Sezione: 167  
 Progressiva: 1502.933  
 Q. Progetto: 333.799

Scala H 1/200.00  
 Scala V 1/200.00

332.00

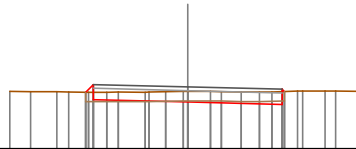


Quote		333.86	333.46	333.46	333.54	333.76
Parziali		2.50		2.50		
Sviluppata Par.		2.50		2.50		
Sviluppata		0.00	0.25	2.75	5.25	5.30
Progressiva		-2.68	-2.50	0.00	2.50	2.54
Dislivelli		-0.00	0.18	-0.27	-0.36	0.00

Sezione: 168  
 Progressiva: 1510.000  
 Q. Progetto: 333.638

Scala H 1/200.00  
 Scala V 1/200.00

332.00

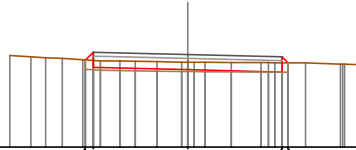


Quote		333.50	333.30	333.24	333.18	333.51
Parziali		2.50		2.50		
Sviluppata Par.		2.50		2.50		
Sviluppata		0.00	0.29	2.79	5.29	5.38
Progressiva		-2.70	-2.50	0.00	2.50	2.56
Dislivelli		0.00	0.20	-0.28	-0.34	0.00

Sezione: 169  
 Progressiva: 1518.473  
 Q. Progetto: 333.444

Scala H 1/200.00  
 Scala V 1/200.00

331.00

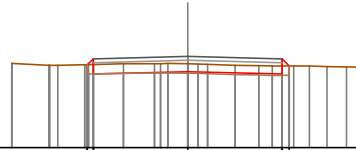


Quote		333.30 333.11	333.04	332.98 332.83
Parziali		2.50	2.50	
Sviluppata Par.		2.50	2.50	
Sviluppata		0.00 0.29	2.79	5.29 5.51
Progressiva		-2.70 -2.50	0.00	2.50 2.65
Dislivelli		0.00 -0.22	-0.20	-0.25 -0.00

Sezione: 170  
 Progressiva: 1520.000  
 Q. Progetto: 333.409

Scala H 1/200.00  
 Scala V 1/200.00

331.00



Quote		333.19 332.96	333.01	332.95 333.16
Parziali		2.50	2.50	
Sviluppata Par.		2.50	2.50	
Sviluppata		0.00 0.22	2.72	5.22 5.48
Progressiva		-2.65 -2.50	0.00	2.50 2.69
Dislivelli		0.00 0.15	-0.21	-0.21 0.00

Sezione: 171  
 Progressiva: 1540.000  
 Q. Progetto: 332.951

Scala H 1/200.00  
 Scala V 1/200.00

331.00

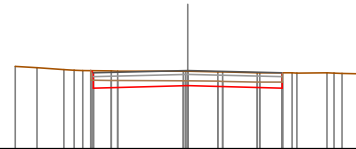


Quote		332.65 332.49	332.56	332.41 332.72
Parziali		2.50	2.50	
Sviluppata Par.		2.50	2.50	
Sviluppata		0.00 0.06	2.56	5.06 5.29
Progressiva		-2.54 -2.50	0.00	2.50 2.67
Dislivelli		0.00 -0.04	-0.31	-0.24 0.00

Sezione: 172  
 Progressiva: 1560.000  
 Q. Progetto: 332.068

Scala H 1/200.00  
 Scala V 1/200.00

330.00

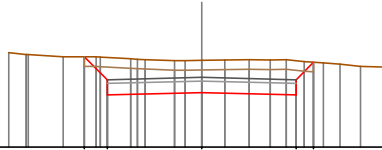


Quote		333.07 333.61	333.67	333.61
Parziali		2.50	2.50	
Sviluppata Par.		2.50	2.50	
Sviluppata		0.00 0.09	2.59	5.09
Progressiva		-2.56 -2.50	0.00	2.50
Dislivelli		0.00 -0.06	-0.38	-0.41

Sezione: 173  
 Progressiva: 1580.000  
 Q. Progetto: 330.841

Scala H 1/200.00  
 Scala V 1/200.00

329.00  

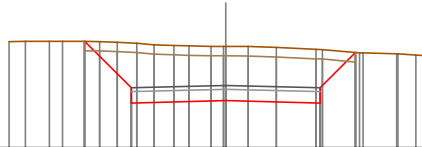



Quote		330.38		330.44		330.38	331.24
Parziali		0.61	2.50	2.50		0.46	
Sviluppata Par.		0.86	2.50	2.50		0.65	0.46
Sviluppata		0.00	0.00	0.86	3.36	5.86	6.51
Progressiva		-3.11	-2.50	0.00	0.00	2.50	2.96
Dislivelli		0.00	-0.59	-0.85	0.00	-0.90	0.00

Sezione: 174  
 Progressiva: 1600.000  
 Q. Progetto: 329.642

Scala H 1/200.00  
 Scala V 1/200.00

328.00  

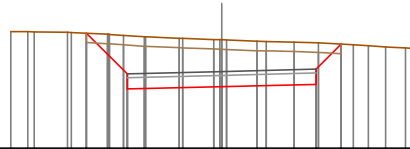



Quote		330.81	330.18	330.24	330.18	330.81	
Parziali		1.23	2.50	2.50		0.93	
Sviluppata Par.		1.74	2.50	2.50		1.32	
Sviluppata		0.00	0.00	1.74	4.24	6.74	
Progressiva		-3.73	-2.50	0.00	0.00	2.50	
Dislivelli		0.00	-1.19	-1.44	0.00	-1.41	-0.00

Sezione: 175  
 Progressiva: 1620.147  
 Q. Progetto: 329.027

Scala H 1/200.00  
 Scala V 1/200.00

327.00  

Quote		330.04	329.36	329.63	329.66	329.75	
Parziali		1.08	2.50	2.50		0.66	
Sviluppata Par.		1.52	2.50	2.50		0.94	
Sviluppata		0.00	0.00	1.52	4.02	6.52	
Progressiva		-3.58	-2.50	0.00	0.00	2.50	
Dislivelli		0.00	-1.01	-1.24	0.00	-1.10	-0.00

Sezione: 176  
 Progressiva: 1630.000  
 Q. Progetto: 329.000

Scala H 1/200.00  
 Scala V 1/200.00

327.00  

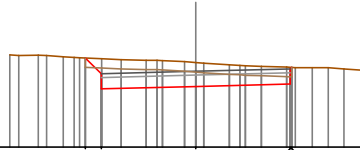



Quote		329.42	329.54	329.60	329.66	329.18	
Parziali		0.48	2.50	2.50			
Sviluppata Par.		0.68	2.50	2.50			
Sviluppata		0.00	0.00	3.18	5.68	5.85	
Progressiva		-2.98	-2.50	0.00	0.00	2.50	
Dislivelli		0.00	-0.48	-0.73	0.00	-0.52	0.00

Sezione: 177  
 Progressiva: 1640.000  
 Q. Progetto: 329.000

Scala H 1/200.00  
 Scala V 1/200.00

327.00

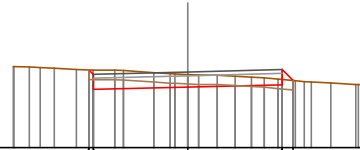


Quote	329.35 329.54	329.60	329.66 329.11
Parziali	0.42 2.50	2.50	
Sviluppata Par.	0.59 2.50	2.50	
Sviluppata	0.00 0.59	3.09	5.59 5.65
Progressiva	-2.92 -2.50	0.00	2.50 2.54
Dislivelli	-0.00 -0.40	-0.63	-0.44 0.00

Sezione: 178  
 Progressiva: 1650.000  
 Q. Progetto: 329.000

Scala H 1/200.00  
 Scala V 1/200.00

327.00

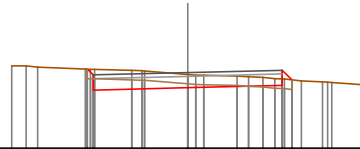


Quote	329.05 329.54	329.60	329.66 329.77
Parziali		2.50	2.50
Sviluppata Par.		2.50	0.29
Sviluppata	0.00 0.16	2.66	5.16 5.57
Progressiva	-2.61 -2.50	0.00	2.50 2.79
Dislivelli	0.00 -0.11	-0.33	-0.14 -0.00

Sezione: 179  
 Progressiva: 1650.645  
 Q. Progetto: 329.000

Scala H 1/200.00  
 Scala V 1/200.00

327.00

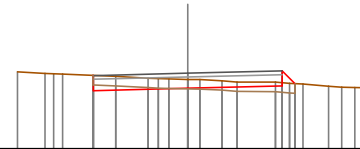


Quote	329.09 329.54	329.60	329.66 329.89
Parziali		2.50	2.50
Sviluppata Par.		2.50	0.38
Sviluppata	0.00 0.22	2.72	5.22 5.58
Progressiva	-2.65 -2.50	0.00	2.50 2.76
Dislivelli	0.00 -0.15	-0.35	-0.17 0.00

Sezione: 180  
 Progressiva: 1655.385  
 Q. Progetto: 329.000

Scala H 1/200.00  
 Scala V 1/200.00

327.00



Quote	329.54	329.60	329.66 329.72
Parziali		2.50	2.50
Sviluppata Par.		2.50	0.24
Sviluppata	0.00	2.50	5.00 5.48
Progressiva	-2.50	0.00	2.50 2.84
Dislivelli	0.00	-0.24	-0.08 0.00

**SEZIONI TRASVERSALI**  
**Profilo longitudinale tratto 15-16**  
**Viabilità di impianto postazione aerogeneratore**  
**WTG08**

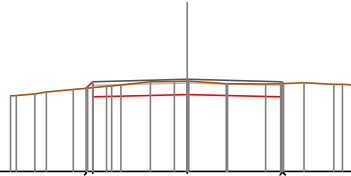
<b>DISEGNI DI RIFERIMENTO</b>	
<b>TAVOLA</b>	<b>DESCRIZIONE</b>
WGG-TC8	Viabilità e piazzole - Planimetria di progetto-Fase di cantiere
WGG-TC11-e	Profili longitudinali viabilità di impianto



Sezione: 7  
 Progressiva: 40.000  
 Q. Progetto: 237.436

Scala H 1/200.00  
 Scala V 1/200.00

235.00

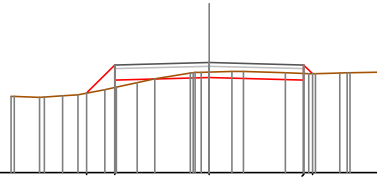


Quote	237.20	238.97	237.74	238.97	237.50
Parziali		2.50	2.50		
Sviluppata Par.		2.50	2.50		
Sviluppata	0.00	0.24	2.75	5.25	5.31
Progressiva	-0.00	-2.67	0.00	-2.50	-0.35
Dislivelli		-0.16	-0.35	-0.00	-2.55

Sezione: 8  
 Progressiva: 60.000  
 Q. Progetto: 238.910

Scala H 1/200.00  
 Scala V 1/200.00

236.00

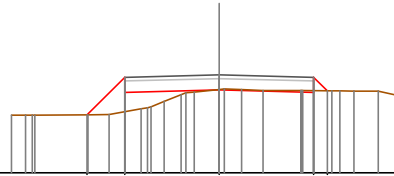


Quote	238.10	238.45	238.51	238.45	238.61
Parziali	0.74	2.50	2.50	0.28	
Sviluppata Par.	1.05	2.50	2.50	0.33	
Sviluppata	0.00	1.05	3.55	6.05	6.38
Progressiva	-0.00	-3.24	0.00	-2.50	-0.17
Dislivelli		0.60	-0.15	-0.17	0.00

Sezione: 9  
 Progressiva: 80.000  
 Q. Progetto: 239.588

Scala H 1/200.00  
 Scala V 1/200.00

237.00

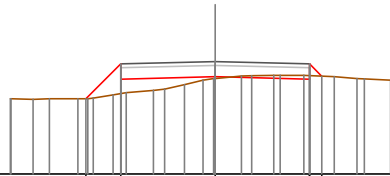


Quote	238.53	239.13	239.19	239.13	239.17
Parziali	0.99	2.50	2.50	0.36	
Sviluppata Par.	1.40	2.50	2.50	0.51	
Sviluppata	0.00	1.40	3.91	6.41	6.91
Progressiva	-0.00	-3.49	0.00	-2.50	-0.05
Dislivelli		0.91	-0.01	-0.05	0.00

Sezione: 10  
 Progressiva: 100.000  
 Q. Progetto: 239.969

Scala H 1/200.00  
 Scala V 1/200.00

237.00

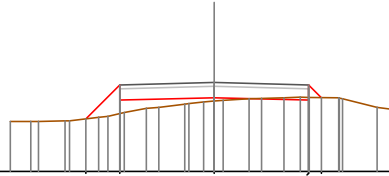


Quote	238.99	239.51	239.57	239.51	239.95
Parziali	0.92	2.50	2.50	0.32	
Sviluppata Par.	1.30	2.50	2.50	0.46	
Sviluppata	0.00	1.30	3.80	6.30	6.76
Progressiva	-0.00	-3.42	0.00	-2.50	-0.09
Dislivelli		-0.78	-0.05	-0.09	0.00

Sezione: 11  
 Progressiva: 120.000  
 Q. Progetto: 240.350

Scala H 1/200.00  
 Scala V 1/200.00

238.00

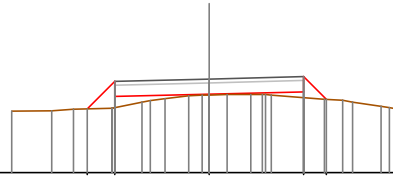


Quote	238.90	238.90	238.95	238.90	238.95
Parziali	0.90	2.50	2.50	0.14	
Sviluppata Par.	1.27	2.50	2.50	0.08	
Sviluppata	0.00	1.27	3.77	6.27	6.75
Progressiva	-3.40	-2.50	0.00	2.50	2.84
Dislivelli	0.00	0.76	0.09	-0.07	-0.00

Sezione: 12  
 Progressiva: 126.484  
 Q. Progetto: 240.474

Scala H 1/200.00  
 Scala V 1/200.00

238.00

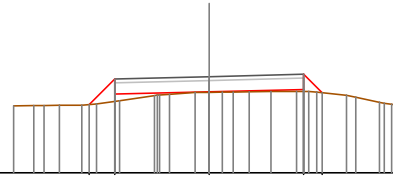


Quote	238.99	240.01	240.07	240.14	239.94
Parziali	0.73	2.50	2.50	0.60	
Sviluppata Par.	1.03	2.50	2.50	0.85	
Sviluppata	0.00	1.03	3.53	6.03	6.88
Progressiva	-3.23	-2.50	0.00	2.50	3.10
Dislivelli	0.00	0.70	0.02	0.16	0.00

Sezione: 13  
 Progressiva: 130.000  
 Q. Progetto: 240.541

Scala H 1/200.00  
 Scala V 1/200.00

238.00

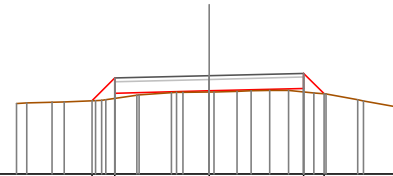


Quote	238.90	240.08	240.14	240.20	240.12
Parziali	0.68	2.50	2.50	0.49	
Sviluppata Par.	0.96	2.50	2.50	0.69	
Sviluppata	0.00	0.96	3.46	5.96	6.65
Progressiva	-3.18	-2.50	0.00	2.50	2.99
Dislivelli	0.00	0.59	0.01	0.05	0.00

Sezione: 14  
 Progressiva: 132.924  
 Q. Progetto: 240.597

Scala H 1/200.00  
 Scala V 1/200.00

238.00

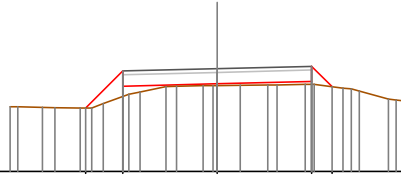


Quote	238.95	240.15	240.20	240.26	240.12
Parziali	0.60	2.50	2.50	0.54	
Sviluppata Par.	0.85	2.50	2.50	0.76	
Sviluppata	0.00	0.85	3.35	5.85	6.61
Progressiva	-3.10	-2.50	0.00	2.50	3.04
Dislivelli	0.00	0.54	-0.03	-0.09	-0.00

Sezione: 15  
 Progressiva: 139.363  
 Q. Progetto: 240.719

Scala H 1/200.00  
 Scala V 1/200.00

238.00

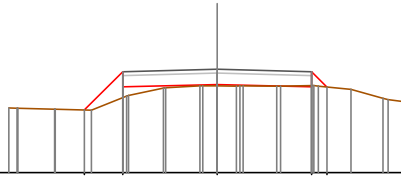


Quote	238.86	240.26	240.32	240.38	240.24
Parziali	0.98	2.50	2.50	0.54	
Sviluppata Par.	1.38	2.50	2.50	0.76	
Sviluppata	0.00	1.38	3.88	6.39	7.15
Progressiva	-3.48	-2.50	0.00	2.50	3.04
Dislivelli	0.00	0.67	0.05	0.08	0.00

Sezione: 16  
 Progressiva: 140.000  
 Q. Progetto: 240.731

Scala H 1/200.00  
 Scala V 1/200.00

238.00

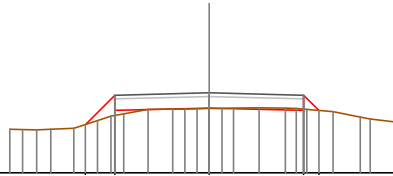


Quote	238.86	240.27	240.33	240.27	240.26
Parziali	1.01	2.50	2.50	0.41	
Sviluppata Par.	1.43	2.50	2.50	0.58	
Sviluppata	0.00	1.43	3.93	6.43	7.01
Progressiva	-3.51	-2.50	0.00	2.50	2.91
Dislivelli	0.00	0.69	0.04	-0.03	-0.00

Sezione: 17  
 Progressiva: 160.000  
 Q. Progetto: 241.113

Scala H 1/200.00  
 Scala V 1/200.00

239.00

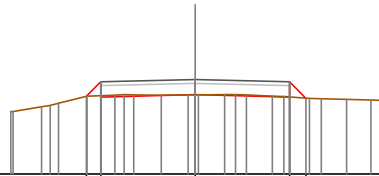


Quote	240.27	240.66	240.71	240.66	240.66
Parziali	0.78	2.50	2.50	0.40	
Sviluppata Par.	1.10	2.50	2.50	0.57	
Sviluppata	0.00	1.10	3.60	6.10	6.67
Progressiva	-3.28	-2.50	0.00	2.50	2.90
Dislivelli	0.00	0.53	0.02	-0.03	-0.00

Sezione: 18  
 Progressiva: 180.000  
 Q. Progetto: 241.494

Scala H 1/200.00  
 Scala V 1/200.00

239.00

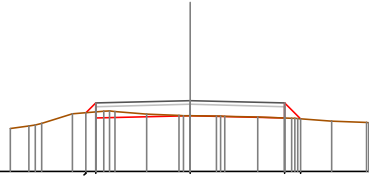


Quote	241.05	241.03	241.09	241.03	241.00
Parziali	0.38	2.50	2.50	0.43	
Sviluppata Par.	0.54	2.50	2.50	0.61	
Sviluppata	0.00	0.54	3.04	5.54	6.15
Progressiva	-2.88	-2.50	0.00	2.50	2.93
Dislivelli	0.00	-0.36	-0.00	-0.00	-0.00

Sezione: 19  
 Progressiva: 200.000  
 Q. Progetto: 241.875

Scala H 1/200.00  
 Scala V 1/200.00

240.00

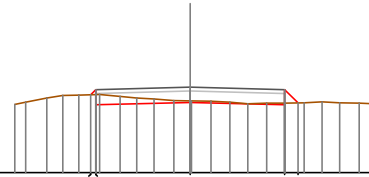


Quote	241.85	241.41	241.48	241.41	241.39
Parziali	0.26	2.50	2.50	0.42	
Sviluppata Par.	0.37	2.50	2.50	0.59	0.42
Sviluppata	0.00	0.37	2.87	5.37	5.96
Progressiva	-2.76	-2.50	0.00	2.50	2.92
Dislivelli	0.00	0.24	0.01	-0.00	0.00

Sezione: 20  
 Progressiva: 220.000  
 Q. Progetto: 242.256

Scala H 1/200.00  
 Scala V 1/200.00

240.00

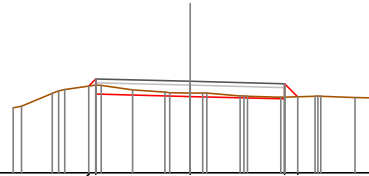


Quote	242.06	241.79	241.86	241.79	241.84
Parziali		2.50	2.50	0.35	
Sviluppata Par.		2.50	2.50	0.49	0.35
Sviluppata	0.00	0.19	2.69	5.19	5.68
Progressiva	-2.64	-2.50	0.00	2.50	2.85
Dislivelli	0.00	0.13	-0.04	-0.05	0.00

Sezione: 21  
 Progressiva: 228.428  
 Q. Progetto: 242.417

Scala H 1/200.00  
 Scala V 1/200.00

240.00

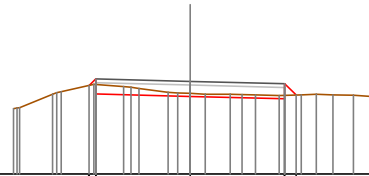


Quote	242.30	242.08	242.02	241.96	242.01
Parziali	0.18	2.50	2.50	0.35	
Sviluppata Par.	0.26	2.50	2.50	0.49	0.35
Sviluppata	0.00	0.26	2.76	5.26	5.75
Progressiva	-2.68	-2.50	0.00	2.50	2.85
Dislivelli	0.00	0.16	-0.09	-0.04	0.00

Sezione: 22  
 Progressiva: 230.000  
 Q. Progetto: 242.447

Scala H 1/200.00  
 Scala V 1/200.00

240.00

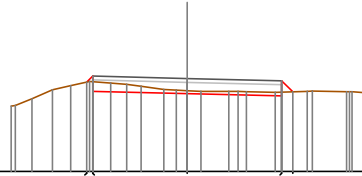


Quote	242.34	242.11	242.05	241.98	242.09
Parziali		2.50	2.50	0.30	
Sviluppata Par.		2.50	2.50	0.62	0.30
Sviluppata	0.00	0.24	2.74	5.24	5.67
Progressiva	-2.67	-2.50	0.00	2.50	2.80
Dislivelli	0.00	0.15	-0.08	-0.09	0.00

Sezione: 23  
 Progressiva: 230.583  
 Q. Progetto: 242.458

Scala H 1/200.00  
 Scala V 1/200.00

240.00

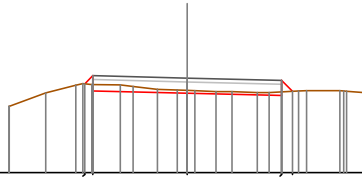


Quote	242.58	242.12	242.08	242.00	242.10
Parziali		2.50		2.50	
Sviluppata Par.		2.50		2.50	0.20
Sviluppata	0.00	0.23	2.73	5.23	5.64
Progressiva	-2.66	-2.50	0.00	2.50	2.79
Dislivelli	0.00	0.15	-0.08	-0.10	-0.00

Sezione: 24  
 Progressiva: 232.738  
 Q. Progetto: 242.499

Scala H 1/200.00  
 Scala V 1/200.00

240.00

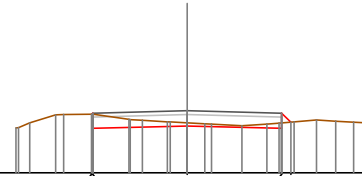


Quote	242.35	242.16	242.10	242.04	242.15
Parziali		2.50		2.50	
Sviluppata Par.		2.50		2.50	0.20
Sviluppata	0.00	0.30	2.80	5.30	5.71
Progressiva	-2.71	-2.50	0.00	2.50	2.79
Dislivelli	0.00	0.23	-0.07	-0.10	0.00

Sezione: 25  
 Progressiva: 240.000  
 Q. Progetto: 242.638

Scala H 1/200.00  
 Scala V 1/200.00

241.00

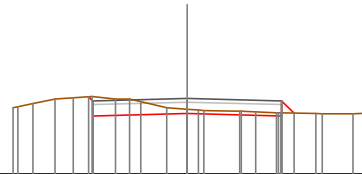


Quote	242.55	242.18	242.24	242.18	242.33
Parziali		2.50		2.50	
Sviluppata Par.		2.50		2.50	0.35
Sviluppata	0.00	0.04	2.54	5.04	5.38
Progressiva	-2.53	-2.50	0.00	2.50	2.74
Dislivelli	0.00	0.03	-0.08	-0.14	-0.00

Sezione: 26  
 Progressiva: 260.000  
 Q. Progetto: 242.994

Scala H 1/200.00  
 Scala V 1/200.00

241.00

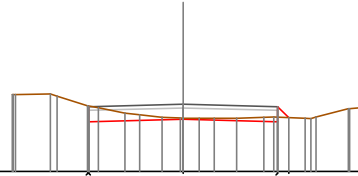


Quote	242.04	242.53	242.59	242.53	242.60
Parziali		2.50		2.50	
Sviluppata Par.		2.50		2.50	0.35
Sviluppata	0.00	0.15	2.65	5.15	5.61
Progressiva	-2.61	-2.50	0.00	2.50	2.83
Dislivelli	0.00	-0.11	-0.12	-0.08	-0.00

Sezione: 27  
 Progressiva: 280.000  
 Q. Progetto: 242.776

Scala H 1/200.00  
 Scala V 1/200.00

241.00

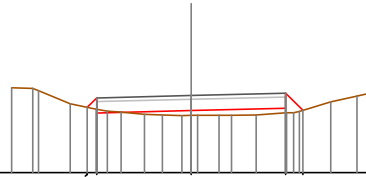


Quote			
Parziali	2.50	2.50	
Sviluppata Par.	2.50	2.50	
Sviluppata	0.00 -2.52 -0.03	2.53	5.03 5.45
Progressiva	-0.02 -2.50	0.00	2.50 2.79
Dislivelli	0.00	-0.03	-0.12 0.00

Sezione: 28  
 Progressiva: 296.705  
 Q. Progetto: 242.039

Scala H 1/200.00  
 Scala V 1/200.00

240.00

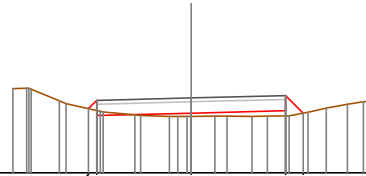


Quote			
Parziali	2.50	2.50	0.45
Sviluppata Par.	2.50	2.50	0.64
Sviluppata	0.00 -2.75 0.36	2.86	5.36 6.00
Progressiva	-0.30 -2.50	0.00	2.50 2.95
Dislivelli	0.00	0.13	0.12 0.00

Sezione: 29  
 Progressiva: 297.980  
 Q. Progetto: 241.976

Scala H 1/200.00  
 Scala V 1/200.00

240.00

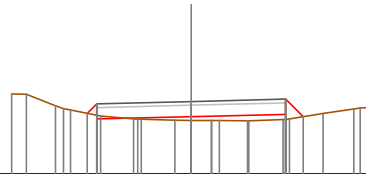


Quote			
Parziali	2.50	2.50	0.46
Sviluppata Par.	2.50	2.50	0.65
Sviluppata	0.00 -2.72 0.31	2.81	5.31 5.96
Progressiva	-0.26 -2.50	0.00	2.50 2.96
Dislivelli	0.00	0.09	0.14 0.00

Sezione: 30  
 Progressiva: 299.254  
 Q. Progetto: 241.913

Scala H 1/200.00  
 Scala V 1/200.00

240.00

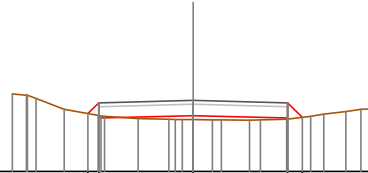


Quote			
Parziali	2.50	2.50	0.46
Sviluppata Par.	2.50	2.50	0.66
Sviluppata	0.00 -2.75 0.36	2.86	5.36 6.01
Progressiva	-0.30 -2.50	0.00	2.50 2.96
Dislivelli	0.00	-0.10	-0.14 -0.00

Sezione: 31  
 Progressiva: 300.000  
 Q. Progetto: 241.877

Scala H 1/200.00  
 Scala V 1/200.00

240.00

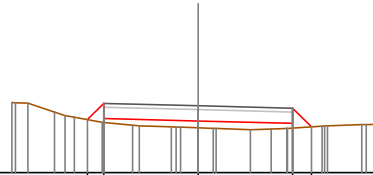


Quote		241.83	241.41	241.46	241.41	241.43
Parziali		0.28	2.50	2.50	0.39	
Sviluppata Par.		0.60	2.50	2.50	0.55	
Sviluppata		0.00	0.40	2.90	5.40	5.95
Progressiva		-2.78	-2.50	0.00	2.50	2.89
Dislivelli		0.00	0.34	0.11	0.03	0.00

Sezione: 32  
 Progressiva: 302.256  
 Q. Progetto: 241.765

Scala H 1/200.00  
 Scala V 1/200.00

240.00

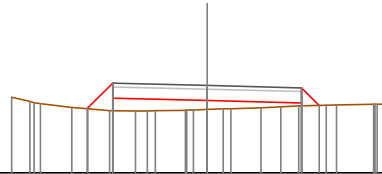


Quote		241.65	241.63	241.38	241.30	241.21
Parziali		0.43	2.50	2.50	0.49	
Sviluppata Par.		0.60	2.50	2.50	0.70	
Sviluppata		0.00	0.60	3.10	5.60	6.30
Progressiva		-2.93	-2.50	0.00	2.50	2.99
Dislivelli		0.00	0.50	0.18	0.13	0.00

Sezione: 33  
 Progressiva: 310.000  
 Q. Progetto: 241.308

Scala H 1/200.00  
 Scala V 1/200.00

239.00

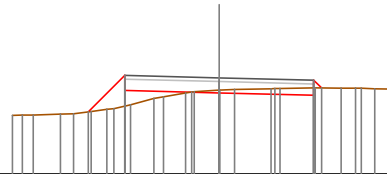


Quote		240.70	240.67	240.91	240.85	240.78
Parziali		0.67	2.50	2.50	0.47	
Sviluppata Par.		0.95	2.50	2.50	0.66	
Sviluppata		0.00	0.95	3.45	5.96	6.61
Progressiva		-3.17	-2.50	0.00	2.50	2.97
Dislivelli		-0.00	0.73	0.23	0.08	0.00

Sezione: 34  
 Progressiva: 320.000  
 Q. Progetto: 240.540

Scala H 1/200.00  
 Scala V 1/200.00

238.00

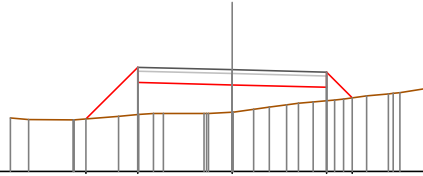


Quote		239.64	240.20	240.14	240.08	240.27
Parziali		0.97	2.50	2.50	0.00	
Sviluppata Par.		1.37	2.50	2.50	0.00	
Sviluppata		0.00	1.37	3.87	6.37	6.66
Progressiva		-3.47	-2.50	0.00	2.50	2.71
Dislivelli		0.00	0.81	0.08	0.19	0.00

Sezione: 35  
 Progressiva: 330.000  
 Q. Progetto: 239.689

Scala H 1/200.00  
 Scala V 1/200.00

237.00

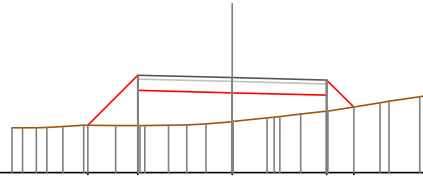


Quote	238.99	239.35	239.39	239.23	238.95
Parziali	1.37	2.50	2.50	0.68	
Sviluppata Par.	1.93	2.50	2.50	0.96	
Sviluppata	0.00	-1.93	-4.43	-6.93	-7.89
Progressiva	-3.87	-2.50	0.00	2.50	3.18
Dislivelli	0.00	1.25	0.72	0.35	-0.00

Sezione: 36  
 Progressiva: 332.422  
 Q. Progetto: 239.511

Scala H 1/200.00  
 Scala V 1/200.00

237.00

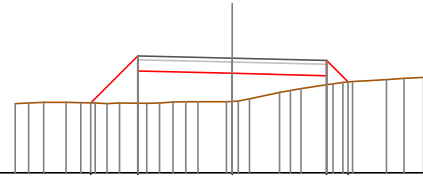


Quote	238.25	239.17	239.11	239.05	238.73
Parziali	1.32	2.50	2.50	0.71	
Sviluppata Par.	1.87	2.50	2.50	1.01	
Sviluppata	0.00	-1.87	-4.37	-6.87	-7.88
Progressiva	-3.82	-2.50	0.00	2.50	3.21
Dislivelli	0.00	1.33	0.76	0.43	0.00

Sezione: 37  
 Progressiva: 340.000  
 Q. Progetto: 239.028

Scala H 1/200.00  
 Scala V 1/200.00

236.00

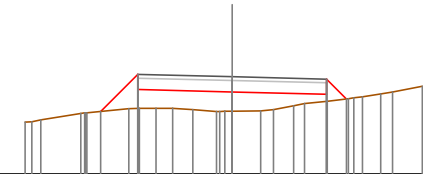


Quote	237.85	238.69	238.63	238.57	238.40
Parziali	1.24	2.50	2.50	0.57	
Sviluppata Par.	1.76	2.50	2.50	0.80	
Sviluppata	0.00	-1.76	-4.26	-6.76	-7.56
Progressiva	-3.74	-2.50	0.00	2.50	3.07
Dislivelli	0.00	1.25	0.74	0.24	0.00

Sezione: 38  
 Progressiva: 350.000  
 Q. Progetto: 238.569

Scala H 1/200.00  
 Scala V 1/200.00

236.00



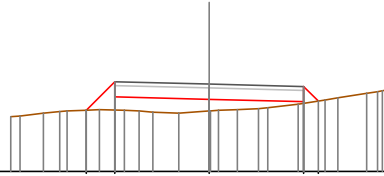
Quote	237.85	238.23	238.17	238.11	237.98
Parziali	0.98	2.50	2.50	0.53	
Sviluppata Par.	1.38	2.50	2.50	0.74	
Sviluppata	0.00	-1.38	-3.89	-6.39	-7.13
Progressiva	-3.48	-2.50	0.00	2.50	3.03
Dislivelli	0.00	0.90	0.51	0.19	0.00



Sezione: 39  
 Progressiva: 360.000  
 Q. Progetto: 238.309

Scala H 1/200.00  
 Scala V 1/200.00

236.00

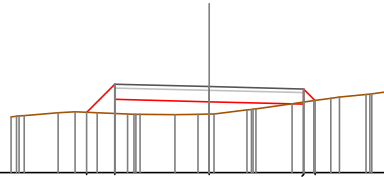


Quote		237.02	237.97	237.91	237.85	237.96
Parziali		0.75	2.50	2.50	0.38	
Sviluppata Par.		1.06	2.50	2.50	0.54	
Sviluppata		0.00	1.06	3.56	6.06	6.60
Progressiva		-3.25	-2.50	0.00	2.50	2.88
Dislivelli		0.00	0.75	0.31	0.05	0.00

Sezione: 40  
 Progressiva: 362.588  
 Q. Progetto: 238.275

Scala H 1/200.00  
 Scala V 1/200.00

236.00

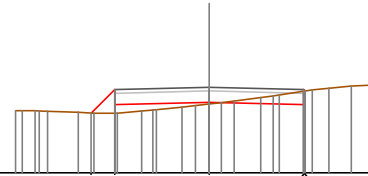


Quote		237.99	237.94	237.87	237.81	237.91
Parziali		0.74	2.50	2.50	0.30	
Sviluppata Par.		1.05	2.50	2.50	0.43	
Sviluppata		0.00	1.05	3.55	6.05	6.48
Progressiva		-3.24	-2.50	0.00	2.50	2.80
Dislivelli		0.00	0.78	0.33	-0.05	0.00

Sezione: 41  
 Progressiva: 380.000  
 Q. Progetto: 238.263

Scala H 1/200.00  
 Scala V 1/200.00

236.00

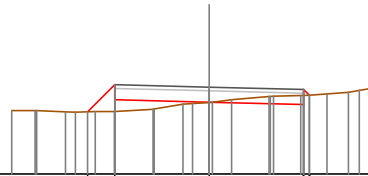


Quote		237.98	237.90	237.86	237.80	238.16
Parziali		0.62	2.50	2.50		
Sviluppata Par.		0.88	2.50	2.50		
Sviluppata		0.00	0.88	3.38	5.88	5.94
Progressiva		-3.12	-2.50	0.00	2.50	2.54
Dislivelli		0.00	0.63	0.05	-0.36	0.00

Sezione: 42  
 Progressiva: 386.080  
 Q. Progetto: 238.296

Scala H 1/200.00  
 Scala V 1/200.00

236.00

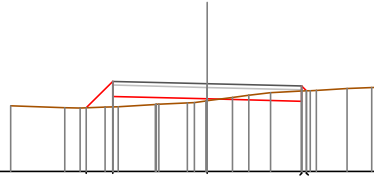


Quote		237.64	237.96	237.90	237.83	238.08
Parziali		0.72	2.50	2.50		
Sviluppata Par.		1.02	2.50	2.50		
Sviluppata		0.00	1.02	3.52	6.02	6.24
Progressiva		-3.22	-2.50	0.00	2.50	2.65
Dislivelli		0.00	0.71	0.01	-0.24	0.00

Sezione: 43  
 Progressiva: 390.000  
 Q. Progetto: 238.321

Scala H 1/200.00  
 Scala V 1/200.00

236.00

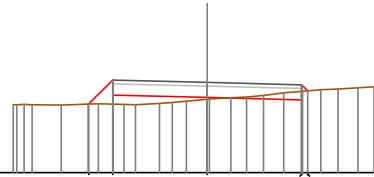


Quote		237.69	237.96	237.92	237.66	238.13
Parziali		0.70	2.50	2.50		
Sviluppata Par.		0.99	2.50	2.50		
Sviluppata		0.00	0.99	3.49	5.99	6.17
Progressiva		-3.20	-2.50	0.00	2.50	2.63
Dislivelli		0.00	0.68	0.05	-0.27	-0.00

Sezione: 44  
 Progressiva: 400.000  
 Q. Progetto: 238.386

Scala H 1/200.00  
 Scala V 1/200.00

236.00

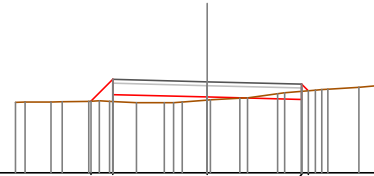


Quote		237.62	238.05	237.99	237.62	238.16
Parziali		0.63	2.50	2.50		
Sviluppata Par.		0.89	2.50	2.50		
Sviluppata		0.00	0.89	3.40	5.90	6.12
Progressiva		-3.13	-2.50	0.00	2.50	2.66
Dislivelli		0.00	0.64	0.05	-0.23	0.00

Sezione: 45  
 Progressiva: 402.776  
 Q. Progetto: 238.404

Scala H 1/200.00  
 Scala V 1/200.00

236.00

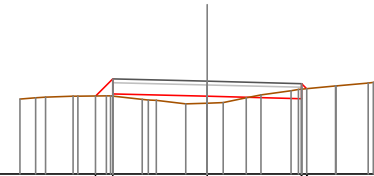


Quote		237.69	238.07	238.00	237.64	238.16
Parziali		0.57	2.50	2.50		
Sviluppata Par.		0.81	2.50	2.50		
Sviluppata		0.00	0.81	3.31	5.81	6.06
Progressiva		-3.07	-2.50	0.00	2.50	2.68
Dislivelli		0.00	0.59	0.09	-0.21	0.00

Sezione: 46  
 Progressiva: 410.000  
 Q. Progetto: 238.451

Scala H 1/200.00  
 Scala V 1/200.00

236.00

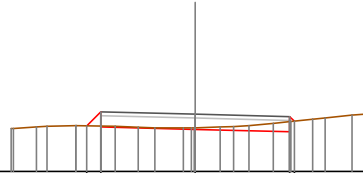


Quote		238.06	238.11	238.05	237.99	238.25
Parziali		0.46	2.50	2.50		
Sviluppata Par.		0.64	2.50	2.50		
Sviluppata		0.00	0.64	3.14	5.65	5.84
Progressiva		-2.96	-2.50	0.00	2.50	2.64
Dislivelli		0.00	0.46	-0.19	-0.25	0.00

Sezione: 47  
 Progressiva: 419.472  
 Q. Progetto: 238.512

Scala H 1/200.00  
 Scala V 1/200.00

237.00

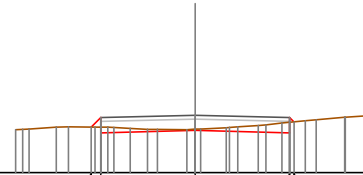


Quote	238.51 238.17	238.11	238.05 238.53
Parziali	0.37 2.50	2.50	
Sviluppata Par.	0.92 2.50	2.50	
Sviluppata	0.00 2.87 2.50	0.00 3.02	5.52 5.70
Progressiva	0.00 0.37	-0.04	-0.27 0.00
Dislivelli			

Sezione: 48  
 Progressiva: 420.000  
 Q. Progetto: 238.515

Scala H 1/200.00  
 Scala V 1/200.00

237.00

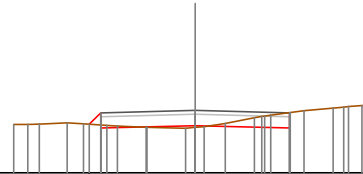


Quote	238.20 238.05	238.12	238.05 238.34
Parziali	0.25 2.50	2.50	
Sviluppata Par.	0.36 2.50	2.50	
Sviluppata	0.00 2.75 2.50	0.00 2.86	5.36 5.52
Progressiva	0.00 0.25	-0.03	-0.28 0.00
Dislivelli			

Sezione: 49  
 Progressiva: 440.000  
 Q. Progetto: 238.645

Scala H 1/200.00  
 Scala V 1/200.00

237.00

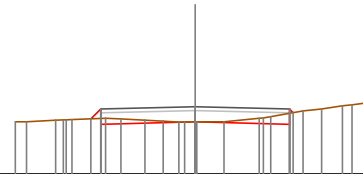


Quote	238.28 238.15	238.25	238.18 238.34
Parziali	0.30 2.50	2.50	
Sviluppata Par.	0.42 2.50	2.50	
Sviluppata	0.00 2.80 2.50	0.00 2.92	5.42
Progressiva	-0.00 0.32	0.05	-0.41
Dislivelli			

Sezione: 50  
 Progressiva: 460.000  
 Q. Progetto: 238.775

Scala H 1/200.00  
 Scala V 1/200.00

237.00

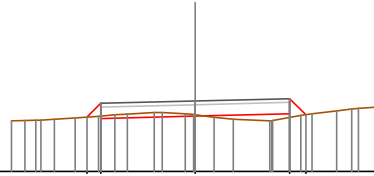


Quote	238.45 238.31	238.37	238.31 238.62
Parziali	0.26 2.50	2.50	
Sviluppata Par.	0.37 2.50	2.50	
Sviluppata	0.00 2.76 2.50	0.00 2.87	5.37 5.50
Progressiva	-0.00 0.25	-0.00	-0.29 0.00
Dislivelli			

Sezione: 51  
 Progressiva: 473.563  
 Q. Progetto: 238.863

Scala H 1/200.00  
 Scala V 1/200.00

237.00

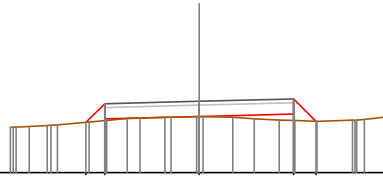


Quote	238.44 238.40	238.46	238.50 238.50
Parziali	0.36	2.50	2.50
Sviluppata Par.	0.51	2.50	0.60
Sviluppata	0.00	3.01	5.62
Progressiva	-2.86	0.00	2.50
Dislivelli	-0.34	-0.04	0.10

Sezione: 52  
 Progressiva: 480.000  
 Q. Progetto: 238.885

Scala H 1/200.00  
 Scala V 1/200.00

237.00

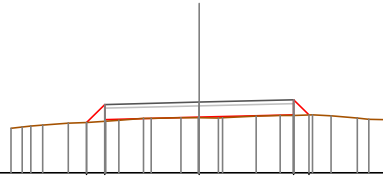


Quote	238.33 238.42	238.48	238.55 238.56
Parziali	0.50	2.50	2.50
Sviluppata Par.	0.70	2.50	0.83
Sviluppata	0.00	3.20	5.70
Progressiva	-3.00	0.00	2.50
Dislivelli	-0.45	0.01	0.17

Sezione: 53  
 Progressiva: 483.008  
 Q. Progetto: 238.868

Scala H 1/200.00  
 Scala V 1/200.00

237.00

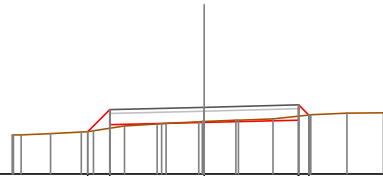


Quote	238.33 238.41	238.47	238.53 238.53
Parziali	0.48	2.50	2.50
Sviluppata Par.	0.68	2.50	0.57
Sviluppata	0.00	3.18	5.68
Progressiva	-2.98	0.00	2.50
Dislivelli	-0.45	0.02	0.02

Sezione: 54  
 Progressiva: 490.000  
 Q. Progetto: 238.760

Scala H 1/200.00  
 Scala V 1/200.00

237.00

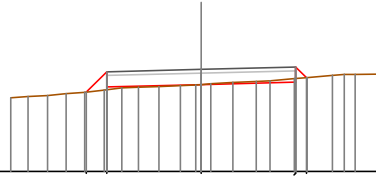


Quote	238.12 238.30	238.36	238.42 238.56
Parziali	0.58	2.50	2.50
Sviluppata Par.	0.82	2.50	0.37
Sviluppata	0.00	3.32	5.82
Progressiva	-3.08	0.00	2.50
Dislivelli	-0.49	-0.02	-0.11

Sezione: 55  
 Progressiva: 492.452  
 Q. Progetto: 238.699

Scala H 1/200.00  
 Scala V 1/200.00

236.00

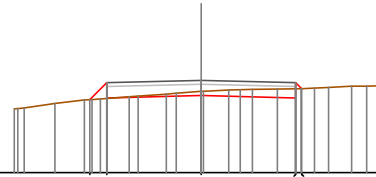


Quote	238.10 238.04	238.00	238.06 238.48
Parziali	0.54	2.50	2.50
Sviluppata Par.	0.76	2.50	2.50
Sviluppata	0.00 0.76	3.26	5.76 6.16
Progressiva	-3.04 -2.50	0.00	2.50 2.78
Dislivelli	0.00 0.48	0.00	-0.09 0.00

Sezione: 56  
 Progressiva: 500.000  
 Q. Progetto: 238.438

Scala H 1/200.00  
 Scala V 1/200.00

236.00

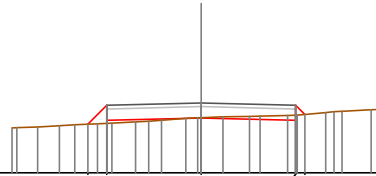


Quote	237.99 237.96	238.04	237.98 238.22
Parziali	0.45	2.50	2.50
Sviluppata Par.	0.63	2.50	2.50
Sviluppata	0.00 0.63	3.13	5.63 5.86
Progressiva	-2.95 -2.50	0.00	2.50 2.66
Dislivelli	0.00 0.42	-0.11	-0.24 0.00

Sezione: 57  
 Progressiva: 520.000  
 Q. Progetto: 237.847

Scala H 1/200.00  
 Scala V 1/200.00

236.00

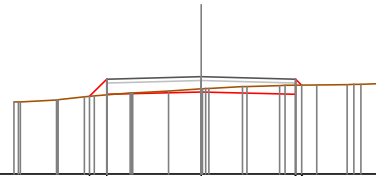


Quote	237.28 237.36	237.45	237.38 237.54
Parziali	0.50	2.50	2.50
Sviluppata Par.	0.71	2.50	2.50
Sviluppata	0.00 0.71	3.21	5.71 6.06
Progressiva	-3.00 -2.50	0.00	2.50 2.75
Dislivelli	0.00 0.48	-0.01	-0.13 0.00

Sezione: 58  
 Progressiva: 540.000  
 Q. Progetto: 237.567

Scala H 1/200.00  
 Scala V 1/200.00

235.00

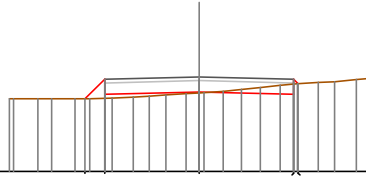


Quote	237.05 237.10	237.17	237.10 237.34
Parziali	0.45	2.50	2.50
Sviluppata Par.	0.64	2.50	2.50
Sviluppata	0.00 0.64	3.14	5.64 5.87
Progressiva	-2.95 -2.50	0.00	2.50 2.66
Dislivelli	0.00 0.41	-0.08	-0.24 0.00

Sezione: 59  
 Progressiva: 560.000  
 Q. Progetto: 237.502

Scala H 1/200.00  
 Scala V 1/200.00

235.00

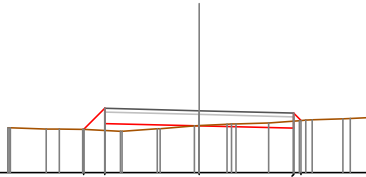


Quote		236.92	237.04	237.10	237.14	237.52
Parziali		0.52	2.50	2.50		
Sviluppata Par.		0.73	2.50	2.50		
Sviluppata		0.00	0.73	3.23	5.74	5.90
Progressiva		-3.02	-2.50	0.00	2.50	2.62
Dislivelli		0.00	0.51	0.02	-0.27	-0.00

Sezione: 60  
 Progressiva: 568.453  
 Q. Progetto: 237.636

Scala H 1/200.00  
 Scala V 1/200.00

236.00

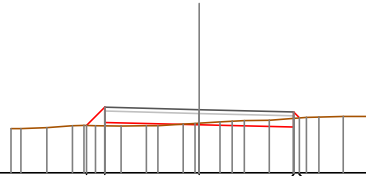


Quote		237.14	237.26	237.34	237.38	237.96
Parziali		0.56	2.50	2.50		
Sviluppata Par.		0.79	2.50	2.50		
Sviluppata		0.00	0.79	3.29	5.79	6.07
Progressiva		-3.06	-2.50	0.00	2.50	2.70
Dislivelli		0.00	0.59	-0.01	-0.19	-0.00

Sezione: 61  
 Progressiva: 570.000  
 Q. Progetto: 237.668

Scala H 1/200.00  
 Scala V 1/200.00

236.00

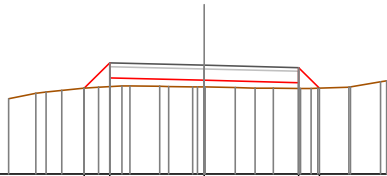


Quote		237.26	237.33	237.37	237.41	237.45
Parziali		0.48	2.50	2.50		
Sviluppata Par.		0.68	2.50	2.50		
Sviluppata		0.00	0.68	3.18	5.68	5.90
Progressiva		-2.98	-2.50	0.00	2.50	2.65
Dislivelli		0.00	0.49	-0.04	-0.23	0.00

Sezione: 62  
 Progressiva: 580.000  
 Q. Progetto: 237.875

Scala H 1/200.00  
 Scala V 1/200.00

235.00

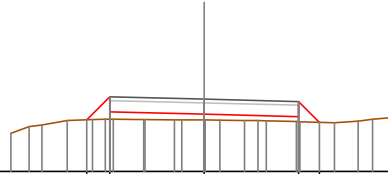


Quote		237.26	237.34	237.47	237.41	237.27
Parziali		0.67	2.50	2.50	0.55	
Sviluppata Par.		0.95	2.50	2.50	0.77	
Sviluppata		0.00	0.95	3.45	5.95	6.72
Progressiva		-3.17	-2.50	0.00	2.50	3.05
Dislivelli		0.00	0.63	-0.18	-0.15	-0.00

Sezione: 63  
 Progressiva: 581.823  
 Q. Progetto: 237.912

Scala H 1/200.00  
 Scala V 1/200.00

236.00

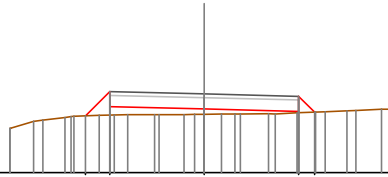


Quote		237.96	237.97	237.91	237.95	237.90
Parziali		0.61	2.50	2.50	0.55	
Sviluppata Par.		0.86	2.50	2.50	0.78	
Sviluppata		0.00	0.86	3.37	5.87	6.64
Progressiva		-3.11	-2.50	0.00	2.50	3.05
Dislivelli		0.00	0.59	0.15	0.13	0.00

Sezione: 64  
 Progressiva: 590.000  
 Q. Progetto: 238.081

Scala H 1/200.00  
 Scala V 1/200.00

236.00

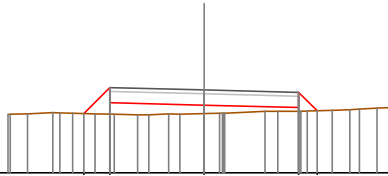


Quote		237.96	237.74	237.68	237.62	237.60
Parziali		0.64	2.50	2.50	0.42	
Sviluppata Par.		0.91	2.50	2.50	0.59	
Sviluppata		0.00	0.91	3.41	5.91	6.50
Progressiva		-3.14	-2.50	0.00	2.50	2.92
Dislivelli		0.00	0.62	0.14	0.03	0.00

Sezione: 65  
 Progressiva: 595.193  
 Q. Progetto: 238.188

Scala H 1/200.00  
 Scala V 1/200.00

236.00

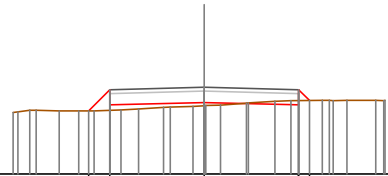


Quote		237.96	237.86	237.79	237.73	237.64
Parziali		0.69	2.50	2.50	0.49	
Sviluppata Par.		0.97	2.50	2.50	0.69	
Sviluppata		0.00	0.97	3.47	5.97	6.66
Progressiva		-3.19	-2.50	0.00	2.50	2.99
Dislivelli		0.00	0.70	0.23	0.10	0.00

Sezione: 66  
 Progressiva: 600.000  
 Q. Progetto: 238.287

Scala H 1/200.00  
 Scala V 1/200.00

236.00

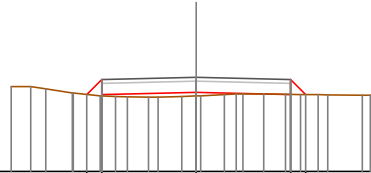


Quote		237.67	237.66	237.69	237.62	237.54
Parziali		0.56	2.50	2.50	0.28	
Sviluppata Par.		0.79	2.50	2.50	0.50	
Sviluppata		0.00	0.79	3.29	5.79	6.19
Progressiva		-3.06	-2.50	0.00	2.50	2.78
Dislivelli		0.00	0.54	0.08	0.11	0.00

Sezione: 67  
 Progressiva: 620.000  
 Q. Progetto: 238.492

Scala H 1/200.00  
 Scala V 1/200.00

236.00

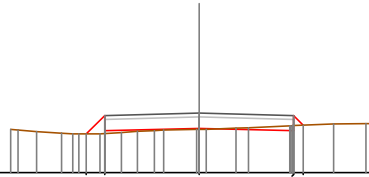


Quote	238.04 238.00	238.00	238.00	238.00 238.00
Parziali	0.39	2.50	2.50	0.40
Sviluppata Par.	0.56	2.50	2.50	0.56
Sviluppata	0.00 0.56	3.06		5.56 6.12
Progressiva	-2.89 -2.50	0.00		2.50 2.90
Dislivelli	0.00 0.43	0.10		-0.01 -0.00

Sezione: 68  
 Progressiva: 640.000  
 Q. Progetto: 238.571

Scala H 1/200.00  
 Scala V 1/200.00

237.00

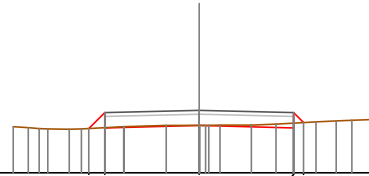


Quote	238.02 238.11	238.17	238.17	238.11 238.05
Parziali	0.49	2.50	2.50	0.25
Sviluppata Par.	0.69	2.50	2.50	0.38
Sviluppata	0.00 0.69	3.19		5.69 6.05
Progressiva	-2.99 -2.50	0.00		2.50 2.75
Dislivelli	0.00 0.48	0.03		-0.13 -0.00

Sezione: 69  
 Progressiva: 660.000  
 Q. Progetto: 238.650

Scala H 1/200.00  
 Scala V 1/200.00

237.00

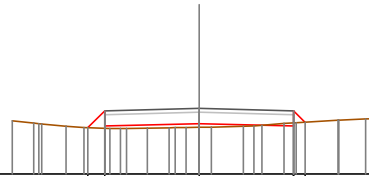


Quote	238.17 238.19	238.25	238.25	238.19 238.33
Parziali	0.42	2.50	2.50	0.26
Sviluppata Par.	0.59	2.50	2.50	0.37
Sviluppata	0.00 0.59	3.09		5.60 5.96
Progressiva	-2.92 -2.50	0.00		2.50 2.76
Dislivelli	0.00 0.40	-0.01		-0.13 0.00

Sezione: 70  
 Progressiva: 680.000  
 Q. Progetto: 238.729

Scala H 1/200.00  
 Scala V 1/200.00

237.00



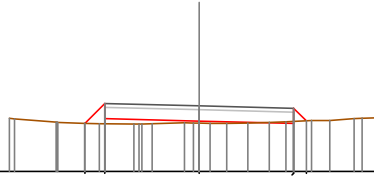
Quote	238.22 238.27	238.33	238.33	238.27 238.36
Parziali	0.44	2.50	2.50	0.30
Sviluppata Par.	0.63	2.50	2.50	0.43
Sviluppata	0.00 0.63	3.13		5.63 6.06
Progressiva	-2.94 -2.50	0.00		2.50 2.80
Dislivelli	0.00 0.46	-0.10		-0.08 -0.00



Sezione: 71  
 Progressiva: 689.333  
 Q. Progetto: 238.733

Scala H 1/200.00  
 Scala V 1/200.00

237.00

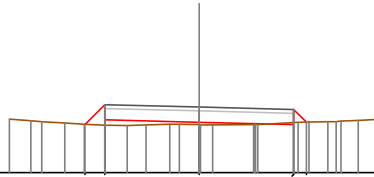


Quote		238.27 238.40	238.33	238.27 238.34
Parziali		0.52	2.50	2.50
Sviluppata Par.		0.74	2.50	2.50
Sviluppata		0.00 -3.02	0.00 -2.50	3.24 -0.05
Progressiva		0.74	2.50	5.74
Dislivelli		0.53	0.06	2.83
				6.21

Sezione: 72  
 Progressiva: 690.000  
 Q. Progetto: 238.732

Scala H 1/200.00  
 Scala V 1/200.00

237.00

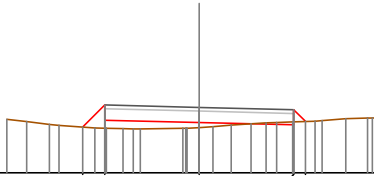


Quote		238.27 238.39	238.33	238.27 238.34
Parziali		0.52	2.50	2.50
Sviluppata Par.		0.74	2.50	2.50
Sviluppata		0.00 -3.02	0.00 -2.50	3.24 -0.06
Progressiva		0.74	2.50	5.74
Dislivelli		0.54	0.07	2.83
				6.21

Sezione: 73  
 Progressiva: 694.745  
 Q. Progetto: 238.728

Scala H 1/200.00  
 Scala V 1/200.00

237.00

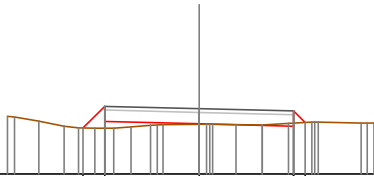


Quote		238.21 238.39	238.33	238.27 238.36
Parziali		0.59	2.50	2.50
Sviluppata Par.		0.83	2.50	2.50
Sviluppata		0.00 -3.09	0.00 -2.50	3.33 -0.08
Progressiva		0.83	2.50	5.83
Dislivelli		0.62	0.13	2.81
				6.26

Sezione: 74  
 Progressiva: 700.158  
 Q. Progetto: 238.724

Scala H 1/200.00  
 Scala V 1/200.00

237.00



Quote		238.21 238.39	238.32	238.26 238.36
Parziali		0.57	2.50	2.50
Sviluppata Par.		0.81	2.50	2.50
Sviluppata		0.00 -3.07	0.00 -2.50	3.31 -0.08
Progressiva		0.81	2.50	5.81
Dislivelli		0.58	0.01	2.80
				6.24

Sezione: 75  
 Progressiva: 712.299  
 Q. Progetto: 238.714

Scala H 1/200.00  
 Scala V 1/200.00

237.00

Quote	238.19 238.25	238.31	238.38 238.50
Parziali	0.46	2.50	2.50
Sviluppata Par.	0.65	2.50	0.68
Sviluppata	0.00 -2.96 -2.50	0.00 -3.15	5.65 -6.33
Progressiva	0.00 0.47	0.04	0.06 0.00
Dislivelli			

Sezione: 76  
 Progressiva: 718.003  
 Q. Progetto: 238.710

Scala H 1/200.00  
 Scala V 1/200.00

237.00

Quote	238.25 238.25	238.31	238.37 238.27
Parziali	0.40	2.50	2.50
Sviluppata Par.	0.56	2.50	0.70
Sviluppata	0.00 -2.90 -2.50	0.00 -3.06	5.56 -6.27
Progressiva	0.00 0.39	0.06	0.08 0.00
Dislivelli			

Sezione: 77  
 Progressiva: 720.000  
 Q. Progetto: 238.708

Scala H 1/200.00  
 Scala V 1/200.00

237.00

Quote	238.24 238.25	238.31	238.37 238.25
Parziali	0.40	2.50	2.50
Sviluppata Par.	0.57	2.50	0.74
Sviluppata	0.00 -2.90 -2.50	0.00 -3.07	5.57 -6.31
Progressiva	0.00 0.40	0.04	0.11 0.00
Dislivelli			

Sezione: 78  
 Progressiva: 723.707  
 Q. Progetto: 238.705

Scala H 1/200.00  
 Scala V 1/200.00

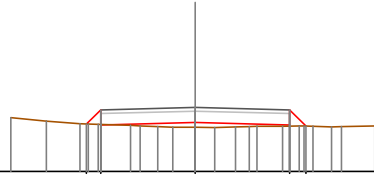
237.00

Quote	238.22 238.24	238.31	238.37 238.26
Parziali	0.42	2.50	2.50
Sviluppata Par.	0.59	2.50	0.72
Sviluppata	0.00 -2.92 -2.50	0.00 -3.09	5.59 -6.31
Progressiva	0.00 0.42	-0.09	-0.11 -0.00
Dislivelli			

Sezione: 79  
 Progressiva: 740.000  
 Q. Progetto: 238.692

Scala H 1/200.00  
 Scala V 1/200.00

237.00

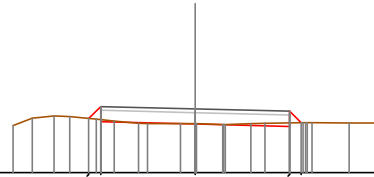


Quote	238.25 238.23	238.29	238.23 238.20
Parziali	0.38	2.50	2.50
Sviluppata Par.	0.53	2.50	2.50
Sviluppata	0.00 0.39	0.00 0.13	5.69 6.14
Progressiva	-2.88 -2.50	0.00	2.50 2.93
Dislivelli	0.00 0.39	0.13	0.03 -0.00

Sezione: 80  
 Progressiva: 749.891  
 Q. Progetto: 238.684

Scala H 1/200.00  
 Scala V 1/200.00

237.00

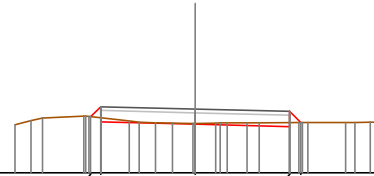


Quote	238.43 238.35	238.28	238.22 238.30
Parziali	0.32	2.50	2.50
Sviluppata Par.	0.45	2.50	2.50
Sviluppata	0.00 0.35	0.00 -0.01	5.45 5.88
Progressiva	-2.82 -2.50	0.00	2.50 2.80
Dislivelli	-0.00 0.35	-0.01	-0.09 0.00

Sezione: 81  
 Progressiva: 752.217  
 Q. Progetto: 238.683

Scala H 1/200.00  
 Scala V 1/200.00

237.00

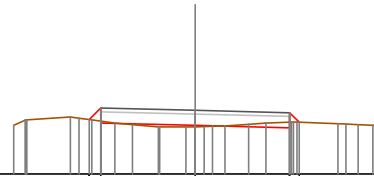


Quote	238.46 238.35	238.28	238.22 238.33
Parziali	0.36	2.50	2.50
Sviluppata Par.	0.37	2.50	2.50
Sviluppata	0.00 0.29	0.00 -0.02	5.38 5.79
Progressiva	-2.76 -2.50	0.00	2.50 2.79
Dislivelli	-0.00 0.29	-0.02	-0.11 0.00

Sezione: 82  
 Progressiva: 754.543  
 Q. Progetto: 238.681

Scala H 1/200.00  
 Scala V 1/200.00

237.00

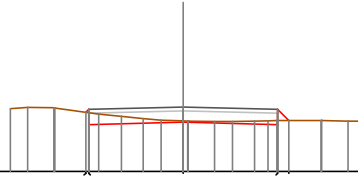


Quote	238.44 238.34	238.28	238.22 238.37
Parziali	0.30	2.50	2.50
Sviluppata Par.	0.43	2.50	2.50
Sviluppata	0.00 0.35	0.00 -0.04	5.43 5.79
Progressiva	-2.80 -2.50	0.00	2.50 2.75
Dislivelli	0.00 0.35	-0.04	-0.15 -0.00

Sezione: 83  
 Progressiva: 760.000  
 Q. Progetto: 238.701

Scala H 1/200.00  
 Scala V 1/200.00

237.00

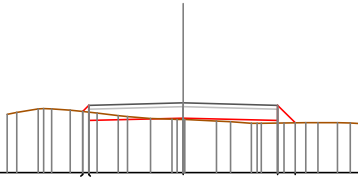


Quote	238.56 238.24	238.30	238.24 238.34
Parziali	2.50	2.50	0.20
Sviluppata Par.	2.50	2.50	0.02
Sviluppata	0.00 2.57 0.11	2.61	5.11 5.62
Progressiva	-0.09 -2.50	-0.04 0.00	-0.10 2.50 2.79
Dislivelli	0.00 0.09	-0.04	0.00 -0.10

Sezione: 84  
 Progressiva: 780.000  
 Q. Progetto: 238.842

Scala H 1/200.00  
 Scala V 1/200.00

237.00

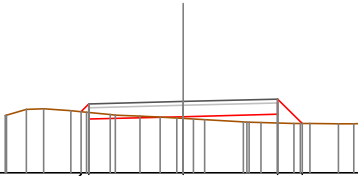


Quote	238.52 238.38	238.44	238.38 238.32
Parziali	2.50	2.50	0.46
Sviluppata Par.	2.50	2.50	0.65
Sviluppata	0.00 2.66 0.23	2.73	5.23 5.88
Progressiva	-0.00 -2.50	0.04 0.00	0.07 2.50 2.96
Dislivelli	0.00 0.18	0.04	0.07 0.00

Sezione: 85  
 Progressiva: 785.758  
 Q. Progetto: 238.883

Scala H 1/200.00  
 Scala V 1/200.00

237.00

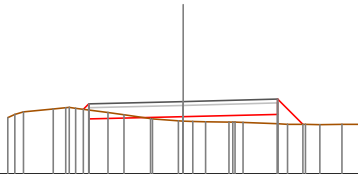


Quote	238.62 238.42	238.48	238.55 238.30
Parziali	2.50	2.50	0.65
Sviluppata Par.	2.50	2.50	0.91
Sviluppata	0.00 2.70 0.29	2.79	5.29 6.20
Progressiva	0.00 -2.50	0.05 0.00	0.23 2.50 3.15
Dislivelli	0.00 0.22	0.05	0.23 0.00

Sezione: 86  
 Progressiva: 790.000  
 Q. Progetto: 238.912

Scala H 1/200.00  
 Scala V 1/200.00

237.00

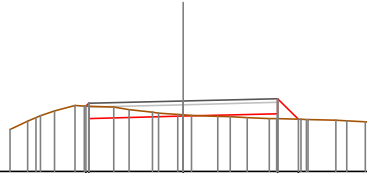


Quote	238.71 238.45	238.51	238.67 238.31
Parziali	2.50	2.50	0.67
Sviluppata Par.	2.50	2.50	0.94
Sviluppata	0.00 2.64 0.20	2.70	5.20 6.15
Progressiva	-0.00 -2.50	-0.12 0.00	-0.25 2.50 3.17
Dislivelli	0.00 0.16	-0.12	-0.25 0.00

Sezione: 87  
 Progressiva: 800.000  
 Q. Progetto: 238.863

Scala H 1/200.00  
 Scala V 1/200.00

237.00

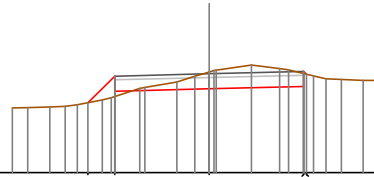


Quote	237.72	238.40	238.46	238.50	238.98
Parziali		2.50	2.50	0.55	
Sviluppata Par.		2.50	2.50	0.77	
Sviluppata	0.00	-2.58	0.00	-2.61	5.11
Progressiva	0.08	-2.50	0.11	-0.00	-5.88
Dislivelli		-0.04	0.00	0.13	-0.00

Sezione: 88  
 Progressiva: 810.033  
 Q. Progetto: 238.614

Scala H 1/200.00  
 Scala V 1/200.00

236.00

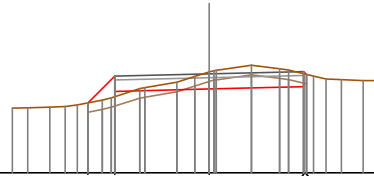


Quote	237.85	238.15	238.21	238.28	238.90
Parziali		0.71	2.50	2.50	
Sviluppata Par.		1.00	2.50	2.50	
Sviluppata	0.00	-3.21	0.00	1.00	-3.50
Progressiva	0.54	-2.50	1.00	-0.34	-2.58
Dislivelli		-0.45	0.00	-0.34	0.00

Sezione: 88  
 Progressiva: 810.033  
 Q. Progetto: 238.614

Scala H 1/200.00  
 Scala V 1/200.00

236.00

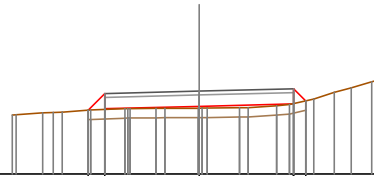


Quote	237.85	238.15	238.21	238.28	238.90
Parziali		0.71	2.50	2.50	
Sviluppata Par.		1.00	2.50	2.50	
Sviluppata	0.00	-3.21	0.00	1.00	-3.50
Progressiva	0.54	-2.50	1.00	-0.34	-2.58
Dislivelli		-0.45	0.00	-0.34	0.00

Sezione: 89  
 Progressiva: 820.000  
 Q. Progetto: 238.186

Scala H 1/200.00  
 Scala V 1/200.00

236.00

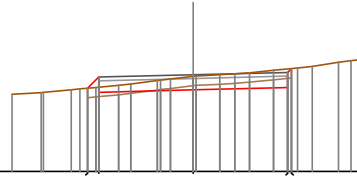


Quote	237.68	237.72	237.79	237.85	237.93
Parziali		0.44	2.50	2.50	
Sviluppata Par.		0.62	2.50	2.50	
Sviluppata	0.00	-2.94	0.00	0.62	-3.12
Progressiva	0.42	-2.50	0.62	-0.01	-2.82
Dislivelli		-0.05	0.00	-0.01	0.00

Sezione: 90  
 Progressiva: 830.079  
 Q. Progetto: 237.558

Scala H 1/200.00  
 Scala V 1/200.00

235.00

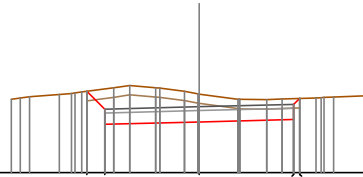


Quote	237.20	237.10	237.16	237.22	237.72
Parziali	0.29	2.50	2.50		
Sviluppata Par.	0.02	2.50	2.50		
Sviluppata	0.00	0.42	2.92	5.42	5.96
Progressiva	-0.00	-2.79	0.00	2.50	2.60
Dislivelli	0.27	2.50	0.00	-0.49	0.00

Sezione: 91  
 Progressiva: 840.000  
 Q. Progetto: 236.740

Scala H 1/200.00  
 Scala V 1/200.00

235.00

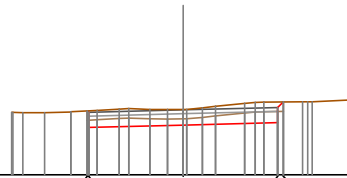


Quote	237.15	236.28	236.34	236.40	236.96
Parziali	0.47	2.50	2.50		
Sviluppata Par.	0.67	2.50	2.50		
Sviluppata	0.00	0.67	3.17	5.67	5.89
Progressiva	0.00	-2.97	0.00	2.50	2.66
Dislivelli	0.54	2.50	-0.74	-0.55	0.00

Sezione: 92  
 Progressiva: 850.000  
 Q. Progetto: 235.713

Scala H 1/200.00  
 Scala V 1/200.00

234.00

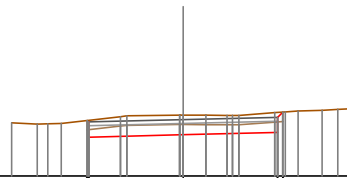


Quote	235.69	235.25	235.31	235.38	235.93
Parziali		2.50	2.50		
Sviluppata Par.		2.50	2.50		
Sviluppata	0.00	0.05	2.55	5.05	5.27
Progressiva	0.00	2.54	0.00	2.50	2.65
Dislivelli	0.04	2.50	-0.41	-0.55	-0.00

Sezione: 93  
 Progressiva: 860.000  
 Q. Progetto: 234.486

Scala H 1/200.00  
 Scala V 1/200.00

233.00

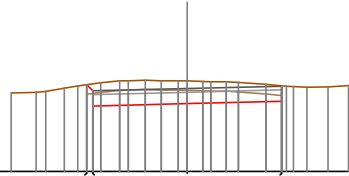


Quote	234.47	234.02	234.09	234.15	234.69
Parziali		2.50	2.50		
Sviluppata Par.		2.50	2.50		
Sviluppata	0.00	0.06	2.56	5.06	5.25
Progressiva	0.00	2.54	0.00	2.50	2.64
Dislivelli	0.05	2.50	-0.52	-0.53	0.00

Sezione: 94  
 Progressiva: 870.000  
 Q. Progetto: 233.193

Scala H 1/200.00  
 Scala V 1/200.00

231.00

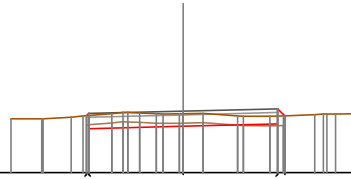


Quote	233.29	233.73	233.79	233.86
Parziali		2.50	2.50	
Sviluppata Par.		2.50	2.50	
Sviluppata	0.00	0.23	2.73	5.23
Progressiva	2.66	2.50	0.00	2.50
Dislivelli	0.00	-0.18	-0.60	-0.41

Sezione: 95  
 Progressiva: 874.399  
 Q. Progetto: 232.625

Scala H 1/200.00  
 Scala V 1/200.00

231.00

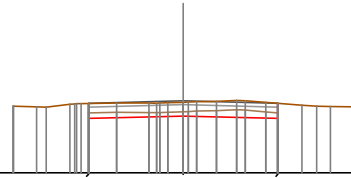


Quote	232.51	232.16	232.22	232.29
Parziali		2.50	2.50	
Sviluppata Par.		2.50	2.50	
Sviluppata	0.00	0.08	2.58	5.08
Progressiva	2.55	2.50	0.00	2.50
Dislivelli	0.00	0.05	-0.33	-0.21

Sezione: 96  
 Progressiva: 880.000  
 Q. Progetto: 231.901

Scala H 1/200.00  
 Scala V 1/200.00

230.00

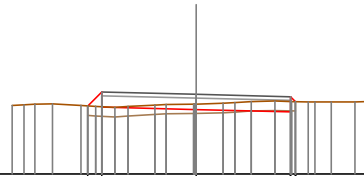


Quote	231.44	231.50	231.44
Parziali		2.50	2.50
Sviluppata Par.		2.50	2.50
Sviluppata	0.00	2.50	5.00
Progressiva	2.51	0.00	2.50
Dislivelli	0.00	-0.36	-0.40

Sezione: 97  
 Progressiva: 893.905  
 Q. Progetto: 230.103

Scala H 1/200.00  
 Scala V 1/200.00

228.00

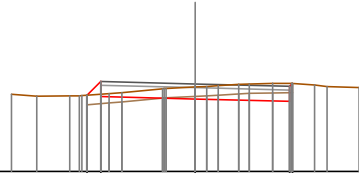


Quote	229.90	229.77	229.70	229.64
Parziali		0.37	2.50	2.50
Sviluppata Par.		0.52	2.50	2.50
Sviluppata	0.00	0.52	3.02	5.52
Progressiva	2.67	2.50	0.00	2.50
Dislivelli	0.00	-0.39	-0.14	-0.27

Sezione: 98  
 Progressiva: 900.000  
 Q. Progetto: 229.316

Scala H 1/200.00  
 Scala V 1/200.00

227.00

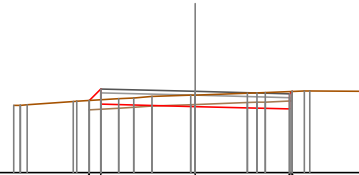


Quote	226.02 226.96	226.92	226.95 226.93
Parziali	0.36 2.50	2.50	
Sviluppata Par.	0.51 2.50	2.50	
Sviluppata	0.00 2.86 2.50	0.00 3.01	5.52 5.62
Progressiva	-0.00 0.34	-0.32	-0.48 0.00
Dislivelli			

Sezione: 99  
 Progressiva: 910.000  
 Q. Progetto: 228.146

Scala H 1/200.00  
 Scala V 1/200.00

226.00

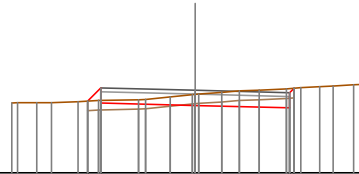


Quote	227.91 227.91	227.75	227.98 228.15
Parziali	0.30 2.50	2.50	
Sviluppata Par.	0.42 2.50	2.50	
Sviluppata	0.00 2.80 2.50	0.42 2.99	5.43 5.52
Progressiva	-0.00 0.28	-0.31	-0.46 0.00
Dislivelli			

Sezione: 100  
 Progressiva: 920.000  
 Q. Progetto: 227.179

Scala H 1/200.00  
 Scala V 1/200.00

225.00

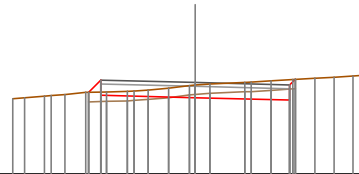


Quote	226.89 226.94	226.78	226.72 227.23
Parziali	0.35 2.50	2.50	
Sviluppata Par.	0.49 2.50	2.50	
Sviluppata	0.00 2.65 2.50	0.49 2.99	5.50 5.66
Progressiva	-0.00 0.33	-0.29	-0.50 -0.00
Dislivelli			

Sezione: 101  
 Progressiva: 930.000  
 Q. Progetto: 226.415

Scala H 1/200.00  
 Scala V 1/200.00

224.00



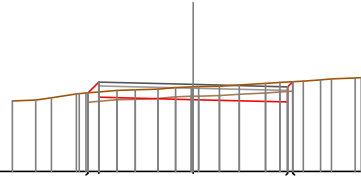
Quote	226.16 226.08	226.02	226.05 226.50
Parziali	0.32 2.50	2.50	
Sviluppata Par.	0.46 2.50	2.50	
Sviluppata	0.00 2.82 2.50	0.46 2.96	5.46 5.66
Progressiva	-0.00 0.32	-0.33	-0.54 0.00
Dislivelli			



Sezione: 102  
 Progressiva: 931.769  
 Q. Progetto: 226.301

Scala H 1/200.00  
 Scala V 1/200.00

224.00

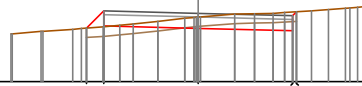


Quote	226.06	226.06	226.00	226.04	226.07
Parziali	0.29	2.50	2.50		
Sviluppata Par.	0.31	2.50	2.50		
Sviluppata	0.00	0.41	2.91	5.41	5.60
Progressiva	-2.79	-2.50	0.00	2.50	2.63
Dislivelli	0.00	0.26	-0.34	-0.53	0.00

Sezione: 103  
 Progressiva: 940.000  
 Q. Progetto: 225.807

Scala H 1/200.00  
 Scala V 1/200.00

224.00

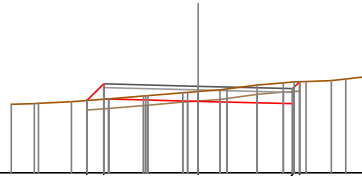


Quote	226.42	226.47	226.41	226.34	226.84
Parziali	0.45	2.50	2.50		
Sviluppata Par.	0.64	2.50	2.50		
Sviluppata	0.00	0.64	3.14	5.64	5.78
Progressiva	-2.95	-2.50	0.00	2.50	2.60
Dislivelli	0.00	0.42	-0.30	-0.49	0.00

Sezione: 104  
 Progressiva: 950.000  
 Q. Progetto: 225.288

Scala H 1/200.00  
 Scala V 1/200.00

223.00

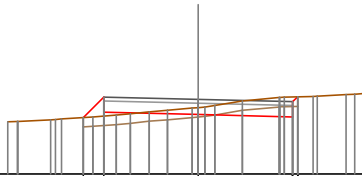


Quote	226.01	226.06	226.09	226.03	226.41
Parziali	0.44	2.50	2.50		
Sviluppata Par.	0.63	2.50	2.50		
Sviluppata	0.00	0.63	3.13	5.63	5.88
Progressiva	-2.94	-2.50	0.00	2.50	2.68
Dislivelli	0.00	0.41	-0.26	-0.57	0.00

Sezione: 105  
 Progressiva: 960.000  
 Q. Progetto: 224.969

Scala H 1/200.00  
 Scala V 1/200.00

223.00

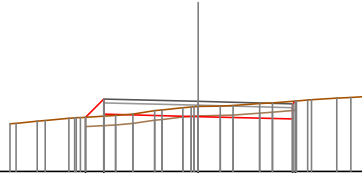


Quote	224.49	224.63	224.67	224.51	225.04
Parziali	0.54	2.50	2.50		
Sviluppata Par.	0.76	2.50	2.50		
Sviluppata	0.00	0.76	3.27	5.77	5.95
Progressiva	-3.04	-2.50	0.00	2.50	2.63
Dislivelli	-0.00	-0.50	-0.18	-0.63	0.00

Sezione: 106  
 Progressiva: 969.633  
 Q. Progetto: 224.851

Scala H 1/200.00  
 Scala V 1/200.00

223.00

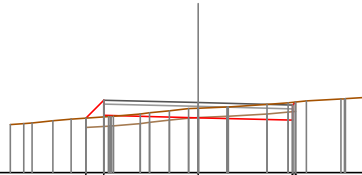


Quote	224.43	224.51	224.46	224.39	224.86
Parziali	0.48	2.50	2.50		
Sviluppata Par.	0.68	2.50	2.50		
Sviluppata	0.00	0.68	3.18	5.68	5.79
Progressiva	-2.98	-2.50	0.00	2.50	2.58
Dislivelli	-0.00	0.45	-0.27	-0.47	0.00

Sezione: 107  
 Progressiva: 970.038  
 Q. Progetto: 224.850

Scala H 1/200.00  
 Scala V 1/200.00

223.00

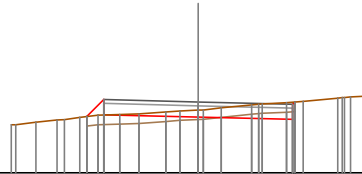


Quote	224.44	224.51	224.46	224.39	224.87
Parziali	0.47	2.50	2.50		
Sviluppata Par.	0.67	2.50	2.50		
Sviluppata	0.00	0.67	3.17	5.67	5.78
Progressiva	-2.97	-2.50	0.00	2.50	2.58
Dislivelli	0.00	0.44	-0.25	-0.47	0.00

Sezione: 108  
 Progressiva: 975.727  
 Q. Progetto: 224.872

Scala H 1/200.00  
 Scala V 1/200.00

223.00

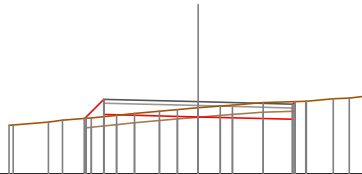


Quote	224.49	224.55	224.47	224.41	224.87
Parziali	0.45	2.50	2.50		
Sviluppata Par.	0.63	2.50	2.50		
Sviluppata	0.00	0.63	3.13	5.63	5.72
Progressiva	-2.95	-2.50	0.00	2.50	2.56
Dislivelli	0.00	0.41	-0.18	-0.45	0.00

Sezione: 109  
 Progressiva: 980.000  
 Q. Progetto: 224.907

Scala H 1/200.00  
 Scala V 1/200.00

223.00

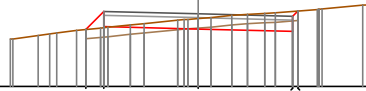


Quote	224.47	224.57	224.51	224.44	224.91
Parziali	0.50	2.50	2.50		
Sviluppata Par.	0.71	2.50	2.50		
Sviluppata	0.00	0.71	3.21	5.71	5.80
Progressiva	-3.00	-2.50	0.00	2.50	2.56
Dislivelli	-0.00	0.45	-0.24	-0.46	0.00

Sezione: 110  
 Progressiva: 981.417  
 Q. Progetto: 224.919

Scala H 1/200.00  
 Scala V 1/200.00

223.00

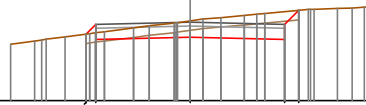


Quote	224.41 224.56	224.52	224.46 225.00
Parziali	0.47	2.50	2.50
Sviluppata Par.	0.67	2.50	2.50
Sviluppata	0.00 -2.97	0.00 -3.17	5.67 5.87
Progressiva	-2.50 -0.43	0.00 -0.28	2.50 -0.53
Dislivelli	0.00 -0.43	-0.28 -0.00	2.50 -0.00

Sezione: 111  
 Progressiva: 1000.000  
 Q. Progetto: 225.075

Scala H 1/200.00  
 Scala V 1/200.00

223.00

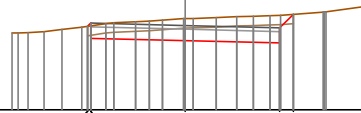


Quote	224.76 224.61	224.68	224.61 225.39
Parziali	0.25	2.50	2.50
Sviluppata Par.	0.36	2.50	2.50
Sviluppata	0.00 -2.75	0.00 -2.86	5.36 5.88
Progressiva	-2.50 -0.22	0.00 -0.43	2.50 -0.74
Dislivelli	0.00 -0.22	0.00 -0.43	2.50 0.00

Sezione: 112  
 Progressiva: 1017.587  
 Q. Progetto: 225.228

Scala H 1/200.00  
 Scala V 1/200.00

223.00

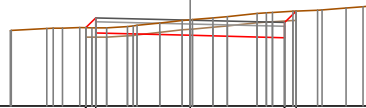


Quote	225.21 224.89	224.88	224.77 225.82
Parziali	0.36	2.50	2.50
Sviluppata Par.	0.51	2.50	2.50
Sviluppata	0.00 -2.58	0.00 -2.62	5.12 5.63
Progressiva	-2.50 -0.07	0.00 -0.58	2.50 -0.73
Dislivelli	0.00 -0.07	0.00 -0.58	2.50 0.00

Sezione: 113  
 Progressiva: 1020.000  
 Q. Progetto: 225.265

Scala H 1/200.00  
 Scala V 1/200.00

223.00

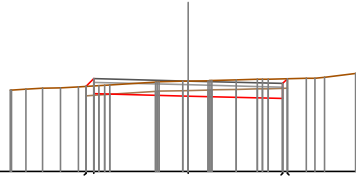


Quote	226.07 224.93	224.87	224.80 225.51
Parziali	0.36	2.50	2.50
Sviluppata Par.	0.37	2.50	2.50
Sviluppata	0.00 -2.76	0.00 -2.87	5.37 5.80
Progressiva	-2.50 -0.26	0.00 -0.41	2.50 -0.69
Dislivelli	0.00 -0.26	0.00 -0.41	2.50 -0.00

Sezione: 114  
 Progressiva: 1025.455  
 Q. Progetto: 225.391

Scala H 1/200.00  
 Scala V 1/200.00

223.00

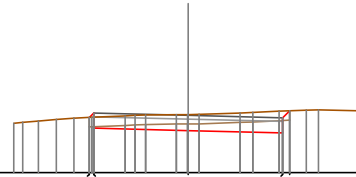


Quote	225.25	225.50	225.75	226.00	226.25
Parziali		2.50		2.50	
Sviluppata Par.		2.50		2.50	
Sviluppata	0.00	0.29	2.79	5.29	5.46
Progressiva	-2.71	-2.50	0.00	2.50	2.62
Dislivelli	0.00	-0.19	-0.40	-0.52	-0.00

Sezione: 115  
 Progressiva: 1030.000  
 Q. Progetto: 225.512

Scala H 1/200.00  
 Scala V 1/200.00

224.00

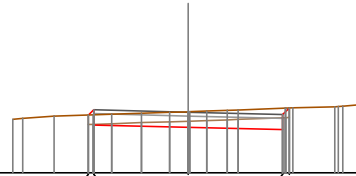


Quote	225.46	225.71	225.96	226.21	226.46
Parziali		2.50		2.50	
Sviluppata Par.		2.50		2.50	
Sviluppata	0.00	0.16	2.66	5.16	5.43
Progressiva	-2.62	-2.50	0.00	2.50	2.69
Dislivelli	0.00	-0.11	-0.42	-0.58	-0.00

Sezione: 116  
 Progressiva: 1033.324  
 Q. Progetto: 225.601

Scala H 1/200.00  
 Scala V 1/200.00

224.00

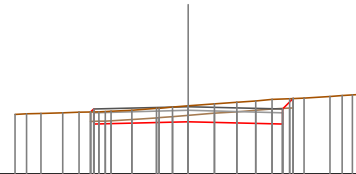


Quote	225.52	225.77	226.02	226.27	226.52
Parziali		2.50		2.50	
Sviluppata Par.		2.50		2.50	
Sviluppata	0.00	0.20	2.70	5.20	5.44
Progressiva	-2.64	-2.50	0.00	2.50	2.67
Dislivelli	0.00	-0.13	-0.41	-0.57	-0.00

Sezione: 117  
 Progressiva: 1040.000  
 Q. Progetto: 225.778

Scala H 1/200.00  
 Scala V 1/200.00

224.00

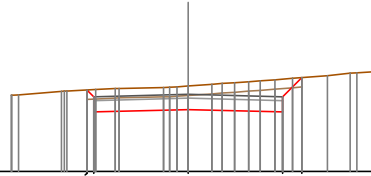


Quote	225.64	225.89	226.14	226.39	226.64
Parziali		2.50		2.50	
Sviluppata Par.		2.50		2.50	
Sviluppata	0.00	0.11	2.61	5.11	5.50
Progressiva	-2.58	-2.50	0.00	2.50	2.78
Dislivelli	0.00	-0.08	-0.42	-0.66	-0.00

Sezione: 118  
 Progressiva: 1060.000  
 Q. Progetto: 226.038

Scala H 1/200.00  
 Scala V 1/200.00

224.00

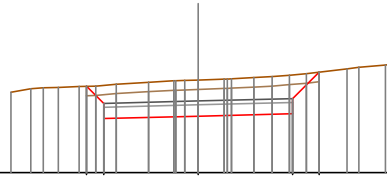


Quote	226.16 226.36	226.64	226.96	226.16 226.16
Parziali	0.18	2.50	2.50	0.51
Sviluppata Par.	0.25	2.50	2.50	0.72
Sviluppata	0.00 0.25	2.75	5.25	5.97
Progressiva	0.00 + 2.68 -0.19 + 2.50	0.00	2.50	3.01 + 5.97
Dislivelli	0.00	-0.62	-0.87	0.00

Sezione: 119  
 Progressiva: 1069.233  
 Q. Progetto: 225.893

Scala H 1/200.00  
 Scala V 1/200.00

224.00

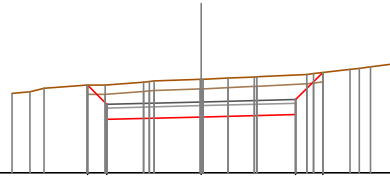


Quote	226.38 226.43	226.69	226.96	226.96 226.96
Parziali	0.45	2.50	2.50	0.70
Sviluppata Par.	0.64	2.50	2.50	0.99
Sviluppata	0.00 0.64	3.14	5.64	6.63
Progressiva	0.00 + 2.95 -0.48 + 2.50	0.00	2.50	3.20 + 6.63
Dislivelli	0.00	-0.96	-1.03	-0.00

Sezione: 120  
 Progressiva: 1070.000  
 Q. Progetto: 225.873

Scala H 1/200.00  
 Scala V 1/200.00

224.00

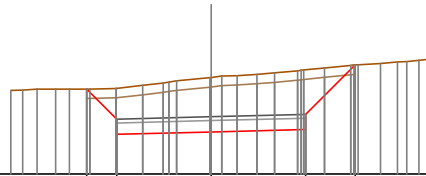


Quote	226.32 226.41	226.67	226.94	226.94 226.95
Parziali	0.51	2.50	2.50	0.71
Sviluppata Par.	0.72	2.50	2.50	1.01
Sviluppata	0.00 0.72	3.22	5.72	6.73
Progressiva	0.00 + 3.01 -0.51 + 2.50	0.00	2.50	3.21 + 6.73
Dislivelli	0.00	-0.99	-1.05	-0.00

Sezione: 121  
 Progressiva: 1080.000  
 Q. Progetto: 225.509

Scala H 1/200.00  
 Scala V 1/200.00

224.00

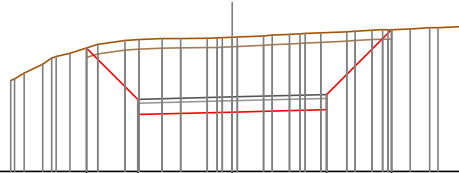


Quote	226.24 226.05	226.11	226.17	226.08 226.08
Parziali	0.80	2.50	2.50	1.31
Sviluppata Par.	1.13	2.50	2.50	1.85
Sviluppata	0.00 1.13	3.63	6.13	7.98
Progressiva	0.00 + 3.30 -0.81 + 2.50	0.00	2.50	3.81 + 7.98
Dislivelli	0.00	-1.44	-1.58	-0.00

Sezione: 122  
 Progressiva: 1089.598  
 Q. Progetto: 224.970

Scala H 1/200.00  
 Scala V 1/200.00

223.00

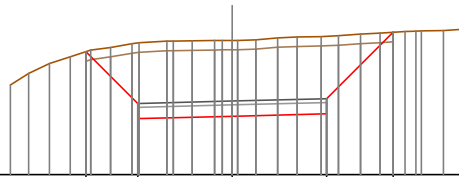


Quote	226.26	224.51	224.27	224.03	223.75
Parziali	1.36	2.50	2.50	1.72	
Sviluppata Par.	1.92	2.50	2.50	2.43	
Sviluppata	0.00	1.92	4.42	6.92	9.35
Progressiva	-0.00	-3.86	-2.50	0.00	2.50
Dislivelli	-0.00	-1.58	-1.98	-2.04	0.00

Sezione: 123  
 Progressiva: 1090.000  
 Q. Progetto: 224.944

Scala H 1/200.00  
 Scala V 1/200.00

223.00

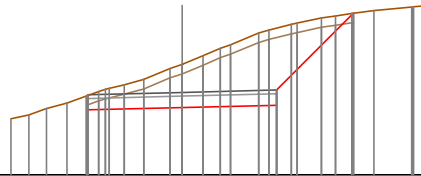


Quote	226.25	224.46	224.24	224.01	223.76
Parziali	1.37	2.50	2.50	1.76	
Sviluppata Par.	1.94	2.50	2.50	2.48	
Sviluppata	0.00	1.94	4.44	6.94	9.42
Progressiva	-0.00	-3.87	-2.50	0.00	2.50
Dislivelli	-0.00	-1.60	-2.01	-2.05	0.00

Sezione: 124  
 Progressiva: 1100.000  
 Q. Progetto: 224.177

Scala H 1/200.00  
 Scala V 1/200.00

222.00

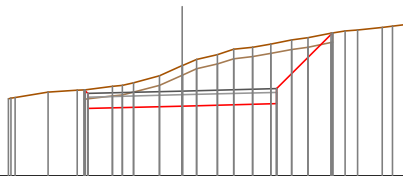


Quote	224.08	223.71	223.78	223.84	223.27
Parziali		2.50	2.50	2.03	
Sviluppata Par.		2.50	2.50	2.88	
Sviluppata	0.00	0.05	2.55	5.05	7.92
Progressiva	0.00	-2.53	0.00	2.50	4.53
Dislivelli	0.00	-0.02	-1.14	-2.04	-0.00

Sezione: 125  
 Progressiva: 1109.963  
 Q. Progetto: 223.245

Scala H 1/200.00  
 Scala V 1/200.00

221.00

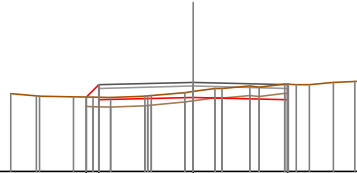


Quote	222.28	222.78	223.84	223.91	224.78
Parziali		2.50	2.50	1.48	
Sviluppata Par.		2.50	2.50	2.09	
Sviluppata	0.00	0.13	2.63	5.14	7.22
Progressiva	-0.00	-2.59	0.00	2.50	3.98
Dislivelli	-0.00	-0.10	-1.07	-1.61	0.00

Sezione: 126  
 Progressiva: 1120.000  
 Q. Progetto: 222.358

Scala H 1/200.00  
 Scala V 1/200.00

220.00

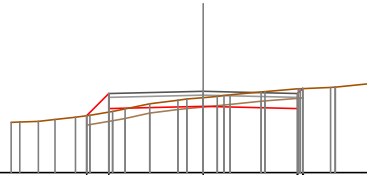


Quote	221.97	221.90	221.96	221.90
Parziali	0.33	2.50	2.50	
Sviluppata Par.	0.46	2.50	2.50	
Sviluppata	0.00	0.46	2.96	5.47
Progressiva	-2.83	-2.50	0.00	-2.50
Dislivelli	0.00	0.34	-0.16	-0.41

Sezione: 127  
 Progressiva: 1140.000  
 Q. Progetto: 221.152

Scala H 1/200.00  
 Scala V 1/200.00

219.00

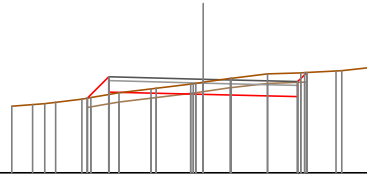


Quote	220.81	220.89	220.75	220.69	221.22
Parziali	0.58	2.50	2.50		
Sviluppata Par.	0.83	2.50	2.50		
Sviluppata	0.00	0.83	3.33	5.83	6.02
Progressiva	-3.08	-2.50	0.00	-2.50	-2.63
Dislivelli	0.00	0.49	-0.23	-0.53	0.00

Sezione: 128  
 Progressiva: 1153.601  
 Q. Progetto: 220.472

Scala H 1/200.00  
 Scala V 1/200.00

218.00

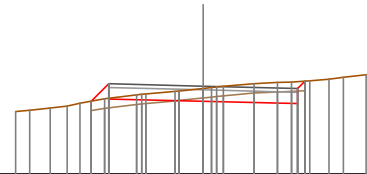


Quote	219.97	220.15	220.07	220.01	220.65
Parziali	0.56	2.50	2.50	0.24	
Sviluppata Par.	0.79	2.50	2.50	0.34	
Sviluppata	0.00	0.79	3.30	5.80	6.13
Progressiva	-3.06	-2.50	0.00	-2.50	-2.74
Dislivelli	0.00	0.46	-0.32	-0.63	0.00

Sezione: 129  
 Progressiva: 1157.386  
 Q. Progetto: 220.320

Scala H 1/200.00  
 Scala V 1/200.00

218.00

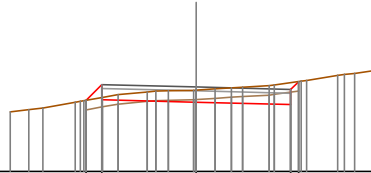


Quote	219.82	219.36	219.82	219.86	220.45
Parziali	0.46	2.50	2.50	0.18	
Sviluppata Par.	0.65	2.50	2.50	0.27	
Sviluppata	0.00	0.65	3.15	5.65	5.93
Progressiva	-2.96	-2.50	0.00	-2.50	-2.69
Dislivelli	0.00	0.38	-0.34	-0.68	0.00

Sezione: 130  
 Progressiva: 1160.000  
 Q. Progetto: 220.231

Scala H 1/200.00  
 Scala V 1/200.00

218.00

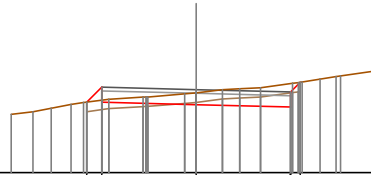


Quote	219.86 219.89	219.83	219.77 200.98
Parziali	0.42	2.50	2.50
Sviluppata Par.	0.59	2.50	2.50
Sviluppata	0.00 0.59	3.09	5.59 5.88
Progressiva	-2.92 -2.50	0.00	2.50 2.71
Dislivelli	0.00 0.34	-0.32	-0.58 0.00

Sezione: 131  
 Progressiva: 1161.171  
 Q. Progetto: 220.196

Scala H 1/200.00  
 Scala V 1/200.00

218.00

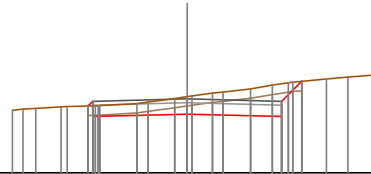


Quote	219.86 219.86	219.80	219.73 200.98
Parziali	0.40	2.50	2.50
Sviluppata Par.	0.56	2.50	2.50
Sviluppata	0.00 0.56	3.06	5.56 5.92
Progressiva	-2.90 -2.50	0.00	2.50 2.75
Dislivelli	0.00 0.34	-0.31	-0.62 0.00

Sezione: 132  
 Progressiva: 1180.000  
 Q. Progetto: 219.950

Scala H 1/200.00  
 Scala V 1/200.00

218.00

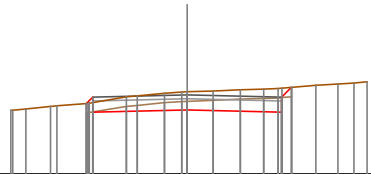


Quote	219.76 219.49	219.55	219.49 200.42
Parziali	2.50	2.50	0.53
Sviluppata Par.	2.50	2.50	0.75
Sviluppata	0.00 0.18	2.68	5.18 5.93
Progressiva	-2.92 -2.50	0.00	2.50 3.03
Dislivelli	0.00 0.12	-0.46	-0.86 0.00

Sezione: 133  
 Progressiva: 1200.000  
 Q. Progetto: 220.090

Scala H 1/200.00  
 Scala V 1/200.00

218.00



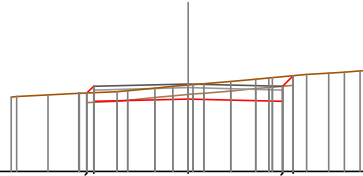
Quote	219.86 219.83	219.89	219.83 200.29
Parziali	2.50	2.50	0.36
Sviluppata Par.	2.50	2.50	0.37
Sviluppata	0.00 0.23	2.73	5.23 5.60
Progressiva	-2.66 -2.50	0.00	2.50 2.76
Dislivelli	0.00 0.14	-0.48	-0.64 0.00



Sezione: 134  
 Progressiva: 1220.000  
 Q. Progetto: 220.316

Scala H 1/200.00  
 Scala V 1/200.00

218.00

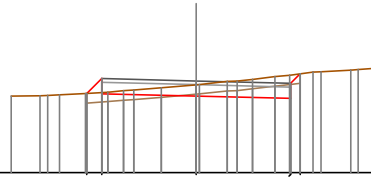


Quote	220.07	219.85	219.82	219.85	220.43
Parziali	0.18	2.50	2.50	0.28	
Sviluppata Par.	0.00	2.50	2.50	0.28	
Sviluppata	0.00	0.26	2.76	5.26	5.65
Progressiva	-2.68	-2.50	0.00	2.50	2.78
Dislivelli	0.00	-0.17	-0.37	0.00	-0.65

Sezione: 135  
 Progressiva: 1229.559  
 Q. Progetto: 220.424

Scala H 1/200.00  
 Scala V 1/200.00

218.00

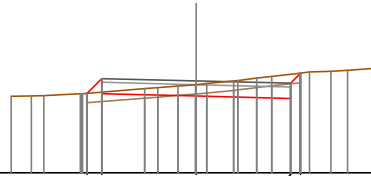


Quote	220.69	220.09	220.02	219.96	220.61
Parziali	0.40	2.50	2.50	0.25	
Sviluppata Par.	0.56	2.50	2.50	0.38	
Sviluppata	0.00	0.56	3.06	5.56	5.92
Progressiva	-2.90	-2.50	0.00	2.50	2.75
Dislivelli	0.00	-0.37	-0.30	-0.62	-0.00

Sezione: 136  
 Progressiva: 1230.000  
 Q. Progetto: 220.429

Scala H 1/200.00  
 Scala V 1/200.00

218.00

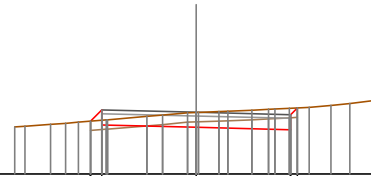


Quote	220.10	220.09	220.00	219.97	220.63
Parziali	0.39	2.50	2.50	0.26	
Sviluppata Par.	0.55	2.50	2.50	0.37	
Sviluppata	0.00	0.35	3.05	5.55	5.93
Progressiva	-2.69	-2.50	0.00	2.50	2.76
Dislivelli	0.00	-0.36	-0.30	-0.64	-0.00

Sezione: 137  
 Progressiva: 1240.000  
 Q. Progetto: 220.629

Scala H 1/200.00  
 Scala V 1/200.00

219.00

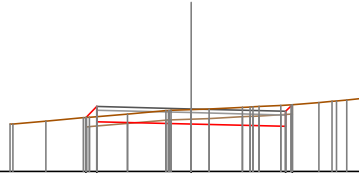


Quote	220.39	220.29	220.23	220.17	220.74
Parziali	0.30	2.50	2.50	0.16	
Sviluppata Par.	0.42	2.50	2.50	0.26	
Sviluppata	0.00	0.42	2.92	5.42	5.67
Progressiva	-2.80	-2.50	0.00	2.50	2.68
Dislivelli	0.00	-0.27	-0.39	-0.57	-0.00

Sezione: 138  
 Progressiva: 1240.806  
 Q. Progetto: 220.654

Scala H 1/200.00  
 Scala V 1/200.00

219.00

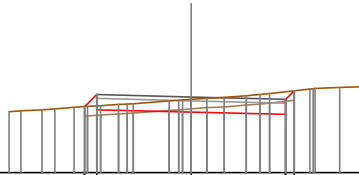


Quote	220.43	220.32	220.25	220.19	220.17
Parziali	0.29	2.50	2.50	0.17	
Sviluppata Par.	0.31	2.50	2.50	0.02	
Sviluppata	0.00	0.41	2.91	5.41	5.66
Progressiva	-0.00	-2.79	0.00	2.50	2.67
Dislivelli	0.27	2.50	0.00	-0.56	-0.00

Sezione: 139  
 Progressiva: 1250.000  
 Q. Progetto: 220.999

Scala H 1/200.00  
 Scala V 1/200.00

219.00

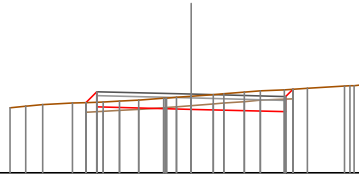


Quote	220.74	220.66	220.60	220.54	221.16
Parziali	0.32	2.50	2.50	0.32	
Sviluppata Par.	0.45	2.50	2.50	0.32	
Sviluppata	0.00	0.45	2.95	5.45	5.77
Progressiva	0.00	-2.82	0.00	2.50	2.73
Dislivelli	0.30	2.50	-0.34	-0.60	-0.00

Sezione: 140  
 Progressiva: 1252.053  
 Q. Progetto: 221.078

Scala H 1/200.00  
 Scala V 1/200.00

219.00

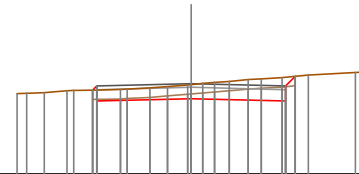


Quote	220.85	220.74	220.68	220.62	221.21
Parziali	0.28	2.50	2.50	0.18	
Sviluppata Par.	0.41	2.50	2.50	0.07	
Sviluppata	0.00	0.41	2.91	5.41	5.68
Progressiva	-0.00	-2.79	0.00	2.50	2.69
Dislivelli	0.28	2.50	-0.34	-0.58	-0.00

Sezione: 141  
 Progressiva: 1260.000  
 Q. Progetto: 221.387

Scala H 1/200.00  
 Scala V 1/200.00

219.00

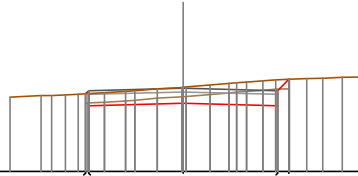


Quote	221.22	220.92	220.99	220.92	221.98
Parziali		2.50	2.50	0.38	
Sviluppata Par.		2.50	2.50	0.38	
Sviluppata	0.00	0.15	2.65	5.15	5.52
Progressiva	2.61	2.50	0.00	2.50	2.76
Dislivelli	0.11	2.50	-0.38	-0.63	-0.00

Sezione: 142  
 Progressiva: 1280.000  
 Q. Progetto: 222.201

Scala H 1/200.00  
 Scala V 1/200.00

220.00

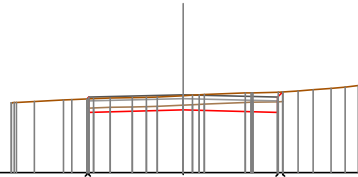


Quote	222.05	221.74	221.00	221.74	222.44
Parziali		2.50		2.50	
Sviluppata Par.		2.50		2.50	
Sviluppata	0.00	0.12	2.62	5.12	5.54
Progressiva	-2.58	-2.50	0.00	2.50	2.80
Dislivelli	0.00	0.08	-0.43	-0.69	0.00

Sezione: 143  
 Progressiva: 1300.000  
 Q. Progetto: 223.058

Scala H 1/200.00  
 Scala V 1/200.00

221.00

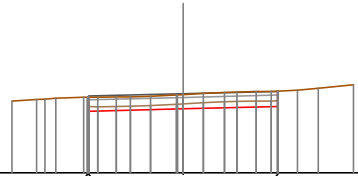


Quote	222.96	222.60	222.06	222.60	223.13
Parziali		2.50		2.50	
Sviluppata Par.		2.50		2.50	
Sviluppata	0.00	0.07	2.57	5.07	5.26
Progressiva	-2.55	-2.50	0.00	2.50	2.64
Dislivelli	0.00	0.04	-0.38	-0.53	0.00

Sezione: 144  
 Progressiva: 1300.914  
 Q. Progetto: 223.090

Scala H 1/200.00  
 Scala V 1/200.00

221.00

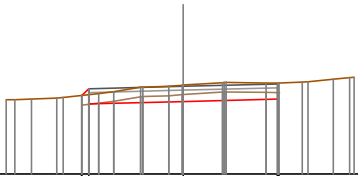


Quote	223.00	222.63	222.09	222.63	223.15
Parziali		2.50		2.50	
Sviluppata Par.		2.50		2.50	
Sviluppata	0.00	0.04	2.54	5.04	
Progressiva	-2.53	-2.50	0.00	2.50	
Dislivelli	0.00	0.03	-0.38	-0.40	

Sezione: 145  
 Progressiva: 1309.790  
 Q. Progetto: 223.314

Scala H 1/200.00  
 Scala V 1/200.00

221.00

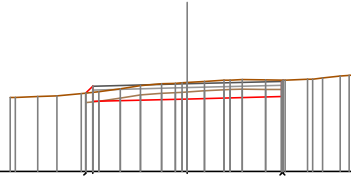


Quote	223.07	222.85	223.31	222.98	223.40
Parziali		2.50		2.50	
Sviluppata Par.		2.50		2.50	
Sviluppata	0.00	0.26	2.76	5.26	5.29
Progressiva	-2.66	-2.50	0.00	2.50	2.52
Dislivelli	-0.00	-0.16	-0.43	-0.42	-0.00

Sezione: 146  
 Progressiva: 1310.000  
 Q. Progetto: 223.317

Scala H 1/200.00  
 Scala V 1/200.00

221.00

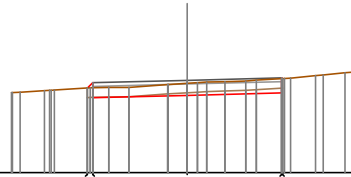


Quote	220.07 222.50	222.02	222.98 223.42
Parziali	2.50	2.50	
Sviluppata Par.	2.50	2.50	
Sviluppata	0.00 0.26	2.76	5.26 5.31
Progressiva	-2.68 -2.50	0.00	2.50 2.54
Dislivelli	0.00 -0.16	-0.44	-0.44 0.00

Sezione: 147  
 Progressiva: 1318.666  
 Q. Progetto: 223.441

Scala H 1/200.00  
 Scala V 1/200.00

221.00

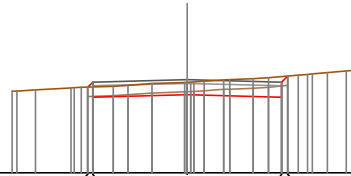


Quote	222.53 222.98	223.04	223.10 223.48
Parziali	2.50	2.50	
Sviluppata Par.	2.50	2.50	
Sviluppata	0.00 0.20	2.70	5.21 5.23
Progressiva	-2.64 -2.50	0.00	2.50 2.52
Dislivelli	0.00 0.14	-0.32	-0.38 0.00

Sezione: 148  
 Progressiva: 1320.000  
 Q. Progetto: 223.460

Scala H 1/200.00  
 Scala V 1/200.00

221.00

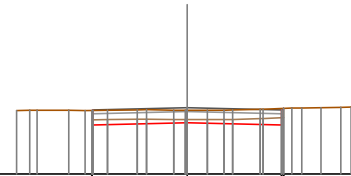


Quote	223.26 223.00	223.06	223.00 223.96
Parziali	2.50	2.50	
Sviluppata Par.	2.50	2.50	
Sviluppata	0.00 0.19	2.69	5.19 5.42
Progressiva	-2.64 -2.50	0.00	2.50 2.66
Dislivelli	0.00 0.13	-0.33	-0.54 -0.00

Sezione: 149  
 Progressiva: 1340.000  
 Q. Progetto: 223.751

Scala H 1/200.00  
 Scala V 1/200.00

222.00

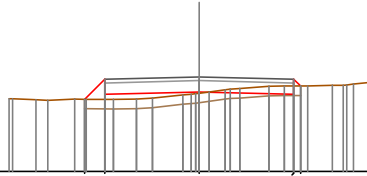


Quote	222.29	222.35	222.29 222.73
Parziali	2.50	2.50	
Sviluppata Par.	2.50	2.50	
Sviluppata	0.00	2.50	5.00 5.07
Progressiva	-2.51	0.00	2.50 2.55
Dislivelli	0.00	-0.33	-0.44 0.00

Sezione: 150  
 Progressiva: 1360.033  
 Q. Progetto: 224.501

Scala H 1/200.00  
 Scala V 1/200.00

222.00

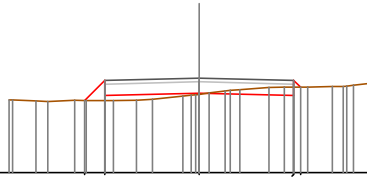


Quote	223.91	224.04	224.10	224.04	224.26
Parziali	0.53	2.50	2.50	0.18	
Sviluppata Par.	0.75	2.50	2.50	0.00	
Sviluppata	0.00	0.75	3.25	5.75	6.01
Progressiva	-3.03	-2.50	0.00	2.50	2.68
Dislivelli	0.00	0.53	0.03	-0.22	-0.00

Sezione: 150  
 Progressiva: 1360.033  
 Q. Progetto: 224.501

Scala H 1/200.00  
 Scala V 1/200.00

222.00

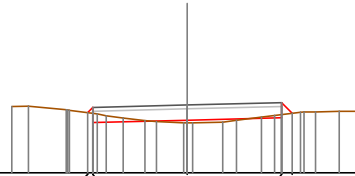


Quote	223.91	224.04	224.10	224.04	224.26
Parziali	0.53	2.50	2.50	0.18	
Sviluppata Par.	0.75	2.50	2.50	0.00	
Sviluppata	0.00	0.75	3.25	5.75	6.01
Progressiva	-3.03	-2.50	0.00	2.50	2.68
Dislivelli	0.00	0.53	0.03	-0.22	-0.00

Sezione: 151  
 Progressiva: 1366.161  
 Q. Progetto: 224.789

Scala H 1/200.00  
 Scala V 1/200.00

223.00

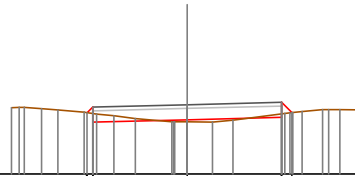


Quote	224.59	224.53	224.39	224.45	224.57
Parziali		2.50	2.50	0.28	
Sviluppata Par.		2.50	2.50	0.00	
Sviluppata	0.00	0.19	2.69	5.19	5.59
Progressiva	-2.64	-2.50	0.00	2.50	2.78
Dislivelli	0.00	0.15	0.07	-0.09	-0.00

Sezione: 152  
 Progressiva: 1367.021  
 Q. Progetto: 224.829

Scala H 1/200.00  
 Scala V 1/200.00

223.00

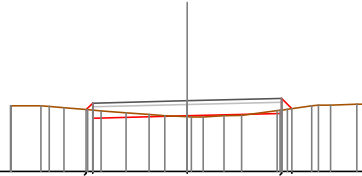


Quote	224.62	224.37	224.43	224.49	224.62
Parziali		2.50	2.50	0.27	
Sviluppata Par.		2.50	2.50	0.00	
Sviluppata	0.00	0.21	2.72	5.22	5.60
Progressiva	-2.65	-2.50	0.00	2.50	2.77
Dislivelli	0.00	0.17	-0.05	-0.10	-0.00

Sezione: 153  
 Progressiva: 1367.881  
 Q. Progetto: 224.870

Scala H 1/200.00  
 Scala V 1/200.00

223.00

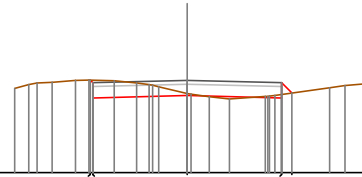


Quote	224.44 224.41	224.47	224.43 224.46
Parziali	2.50	2.50	
Sviluppata Par.	2.50	2.50	
Sviluppata	0.00 0.24	2.74	5.24 5.63
Progressiva	-2.67 -2.50	0.00	2.50 2.77
Dislivelli	0.00 -0.19	0.02	-0.09 -0.00

Sezione: 154  
 Progressiva: 1380.000  
 Q. Progetto: 225.439

Scala H 1/200.00  
 Scala V 1/200.00

223.00

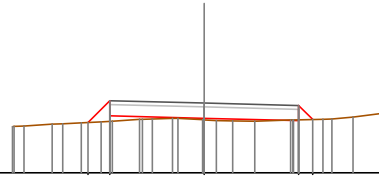


Quote	225.44 224.98	225.04	224.98 225.10
Parziali	2.50	2.50	
Sviluppata Par.	2.50	2.50	
Sviluppata	0.00 0.10	2.60	5.10 5.48
Progressiva	-2.57 -2.50	0.00	2.50 2.77
Dislivelli	0.00 -0.07	-0.06	-0.09 0.00

Sezione: 155  
 Progressiva: 1390.164  
 Q. Progetto: 225.841

Scala H 1/200.00  
 Scala V 1/200.00

224.00

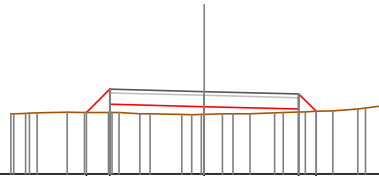


Quote	225.33 225.50	225.44	225.38 224.41
Parziali	0.57	2.50	2.50
Sviluppata Par.	0.81	2.50	2.50
Sviluppata	0.00 0.81	3.31	5.81 6.33
Progressiva	-3.07 -2.50	0.00	2.50 2.87
Dislivelli	0.00 0.54	0.04	-0.02 0.00

Sezione: 156  
 Progressiva: 1400.000  
 Q. Progetto: 226.177

Scala H 1/200.00  
 Scala V 1/200.00

224.00

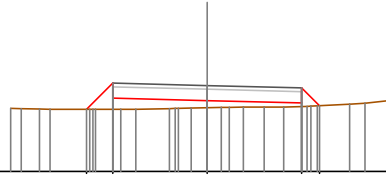


Quote	226.02 225.64	226.78	226.71 226.65
Parziali	0.62	2.50	2.50
Sviluppata Par.	0.87	2.50	2.50
Sviluppata	0.00 0.87	3.37	5.87 6.53
Progressiva	-3.12 -2.50	0.00	2.50 2.96
Dislivelli	0.00 -0.62	-0.21	-0.08 -0.00

Sezione: 157  
 Progressiva: 1402.814  
 Q. Progetto: 226.273

Scala H 1/200.00  
 Scala V 1/200.00

224.00

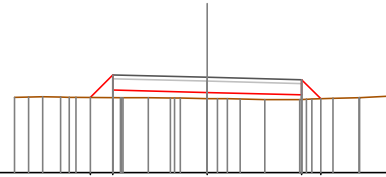


Quote		226.44	226.54	226.67	226.81	226.74
Parziali		0.70	2.50	2.50	0.48	
Sviluppata Par.		0.98	2.50	2.50	0.67	
Sviluppata		0.00	0.98	3.48	5.98	6.66
Progressiva		-0.00	-3.20	-2.50	-0.00	2.50
Dislivelli		0.69	2.50	0.19	0.09	-0.00

Sezione: 158  
 Progressiva: 1410.000  
 Q. Progetto: 226.519

Scala H 1/200.00  
 Scala V 1/200.00

224.00

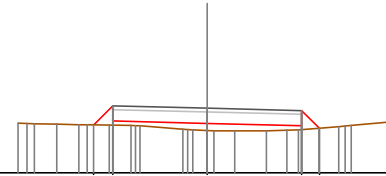


Quote		226.99	226.16	226.12	226.06	226.96
Parziali		0.59	2.50	2.50	0.50	
Sviluppata Par.		0.84	2.50	2.50	0.71	
Sviluppata		0.00	0.84	3.34	5.84	6.55
Progressiva		0.00	-3.09	-2.50	0.00	2.50
Dislivelli		0.60	2.50	0.16	0.12	-0.00

Sezione: 159  
 Progressiva: 1415.464  
 Q. Progetto: 226.706

Scala H 1/200.00  
 Scala V 1/200.00

225.00

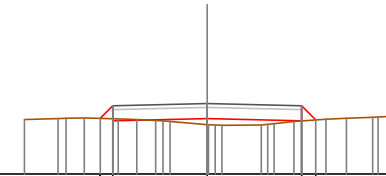


Quote		226.26	226.37	226.31	226.24	226.17
Parziali		0.51	2.50	2.50	0.47	
Sviluppata Par.		0.71	2.50	2.50	0.66	
Sviluppata		0.00	0.71	3.22	5.72	6.38
Progressiva		-0.00	-3.01	-2.50	0.00	2.50
Dislivelli		0.51	2.50	0.19	0.10	0.00

Sezione: 160  
 Progressiva: 1420.000  
 Q. Progetto: 226.861

Scala H 1/200.00  
 Scala V 1/200.00

225.00

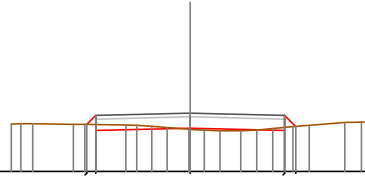


Quote		226.47	226.40	226.46	226.40	226.43
Parziali		0.35	2.50	2.50	0.37	
Sviluppata Par.		0.17	2.50	2.50	0.53	
Sviluppata		0.00	0.47	2.97	5.47	6.00
Progressiva		-0.00	-2.83	-2.50	0.00	2.50
Dislivelli		0.34	2.50	0.16	0.00	-0.00

Sezione: 161  
 Progressiva: 1440.000  
 Q. Progetto: 227.545

Scala H 1/200.00  
 Scala V 1/200.00

226.00

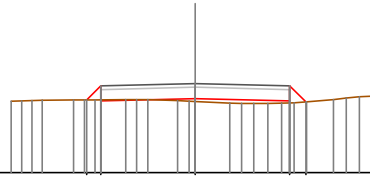


Quote	227.25 227.06	227.14	227.06 227.19
Parziali	0.24	2.50	2.50
Sviluppata Par.	0.33	2.50	2.50
Sviluppata	0.00 0.33	2.83	5.34 5.75
Progressiva	-0.74 -2.50	0.00	2.50 2.79
Dislivelli	-0.00 0.24	0.03	-0.08 0.00

Sezione: 162  
 Progressiva: 1460.000  
 Q. Progetto: 228.357

Scala H 1/200.00  
 Scala V 1/200.00

226.00

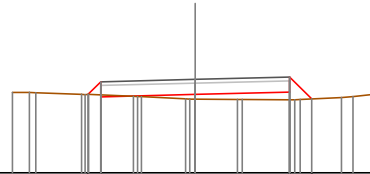


Quote	227.92 227.99	227.96	227.89 227.87
Parziali	0.37	2.50	2.50
Sviluppata Par.	0.52	2.50	2.50
Sviluppata	0.00 0.52	3.03	5.59 6.13
Progressiva	-2.87 -2.30	0.00	2.50 2.93
Dislivelli	-0.00 0.37	0.08	0.05 0.00

Sezione: 163  
 Progressiva: 1462.583  
 Q. Progetto: 228.469

Scala H 1/200.00  
 Scala V 1/200.00

226.00

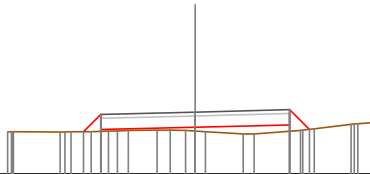


Quote	228.07 228.01	228.07	228.13 227.95
Parziali	0.34	2.50	2.50
Sviluppata Par.	0.48	2.50	2.50
Sviluppata	0.00 0.48	2.98	5.48 6.30
Progressiva	-2.84 -2.50	0.00	2.50 3.08
Dislivelli	0.00 0.35	0.12	0.20 -0.00

Sezione: 164  
 Progressiva: 1466.366  
 Q. Progetto: 228.633

Scala H 1/200.00  
 Scala V 1/200.00

227.00



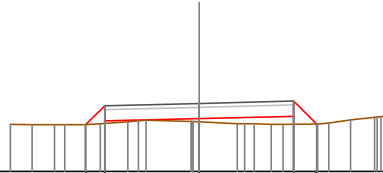
Quote	228.11 228.17	228.23	228.30 228.17
Parziali	0.46	2.50	2.50
Sviluppata Par.	0.65	2.50	2.50
Sviluppata	0.00 0.65	3.15	5.65 6.39
Progressiva	-2.96 -2.50	0.00	2.50 3.02
Dislivelli	-0.00 0.45	-0.10	-0.17 -0.00



Sezione: 165  
 Progressiva: 1470.149  
 Q. Progetto: 228.797

Scala H 1/200.00  
 Scala V 1/200.00

227.00

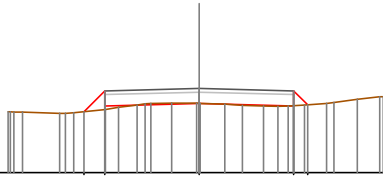


Quote		228.24 228.23	228.40	228.46 228.38
Parziali		0.49	2.50	2.50
Sviluppata Par.		0.70	2.50	0.60
Sviluppata		0.00	3.20	5.70
Progressiva		-2.99	0.00	2.50
Dislivelli		0.46	0.08	0.21
				0.00

Sezione: 166  
 Progressiva: 1480.000  
 Q. Progetto: 229.224

Scala H 1/200.00  
 Scala V 1/200.00

227.00

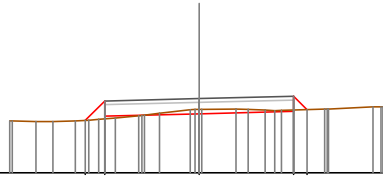


Quote		228.61 228.76	228.82	228.76 228.79
Parziali		0.55	2.50	2.50
Sviluppata Par.		0.78	2.50	0.52
Sviluppata		0.00	3.28	5.78
Progressiva		-3.05	0.00	2.50
Dislivelli		0.50	-0.01	-0.01
				0.00

Sezione: 167  
 Progressiva: 1496.969  
 Q. Progetto: 229.960

Scala H 1/200.00  
 Scala V 1/200.00

228.00

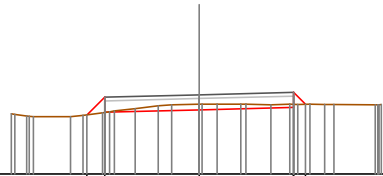


Quote		229.38 229.50	229.56	229.62 229.67
Parziali		0.51	2.50	2.50
Sviluppata Par.		0.73	2.50	0.50
Sviluppata		0.00	3.23	5.73
Progressiva		-3.01	0.00	2.50
Dislivelli		0.48	-0.12	-0.03
				0.00

Sezione: 168  
 Progressiva: 1500.000  
 Q. Progetto: 230.092

Scala H 1/200.00  
 Scala V 1/200.00

228.00

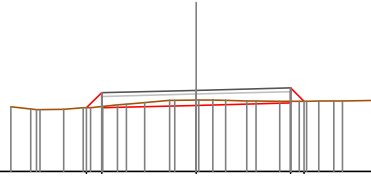


Quote		228.56 228.63	228.69	228.75 228.84
Parziali		0.47	2.50	2.50
Sviluppata Par.		0.67	2.50	0.31
Sviluppata		0.00	3.17	5.67
Progressiva		-2.97	0.00	2.50
Dislivelli		0.41	-0.15	-0.08
				0.00

Sezione: 169  
 Progressiva: 1501.269  
 Q. Progetto: 230.147

Scala H 1/200.00  
 Scala V 1/200.00

228.00

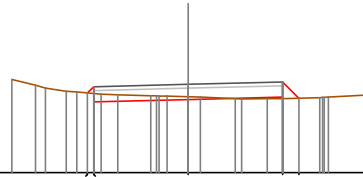


Quote	230.06 230.06	230.76	230.81 230.86
Parziali	0.40	2.50	2.50
Sviluppata Par.	0.57	2.50	0.36
Sviluppata	0.00	3.07	5.57
Progressiva	2.90	0.00	2.50
Dislivelli	0.37	-0.14	0.00

Sezione: 170  
 Progressiva: 1505.569  
 Q. Progetto: 230.333

Scala H 1/200.00  
 Scala V 1/200.00

228.00

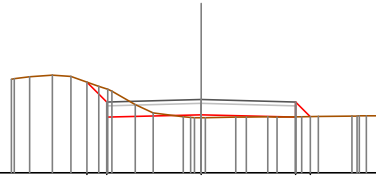


Quote	230.11 230.87	230.93	230.00 230.87
Parziali	2.50	2.50	0.43
Sviluppata Par.	2.50	2.50	0.61
Sviluppata	0.00	2.73	5.23
Progressiva	2.66	0.00	2.50
Dislivelli	0.18	-0.07	0.00

Sezione: 171  
 Progressiva: 1520.000  
 Q. Progetto: 230.933

Scala H 1/200.00  
 Scala V 1/200.00

229.00

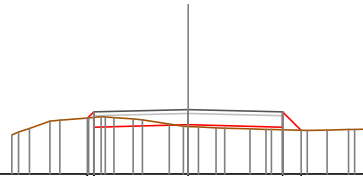


Quote	231.40 230.47	230.93	230.47 230.48
Parziali	0.52	2.50	2.50
Sviluppata Par.	0.74	2.50	0.39
Sviluppata	0.00	3.24	5.74
Progressiva	3.02	0.00	2.50
Dislivelli	0.34	0.08	-0.01

Sezione: 172  
 Progressiva: 1540.000  
 Q. Progetto: 231.699

Scala H 1/200.00  
 Scala V 1/200.00

230.00

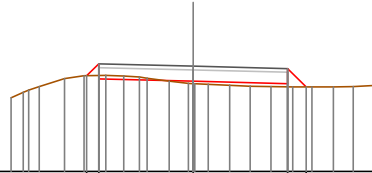


Quote	231.47 231.24	231.30	231.24 231.15
Parziali	2.50	2.50	0.49
Sviluppata Par.	2.50	2.50	0.69
Sviluppata	0.00	2.73	5.23
Progressiva	2.66	0.00	2.50
Dislivelli	0.15	-0.04	-0.07

Sezione: 173  
 Progressiva: 1542.245  
 Q. Progetto: 231.785

Scala H 1/200.00  
 Scala V 1/200.00

229.00

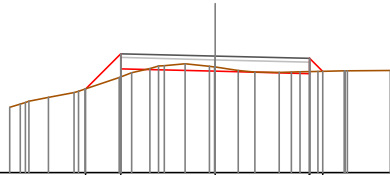


Quote		231.83	231.46	231.39	231.32	231.14
Parziali		0.32	2.50	2.50	0.49	
Sviluppata Par.		0.45	2.50	2.50	0.69	
Sviluppata		0.00	0.45	2.95	5.45	6.14
Progressiva		-2.82	-2.50	0.00	2.50	2.99
Dislivelli		0.00	0.31	0.06	0.09	-0.00

Sezione: 174  
 Progressiva: 1550.000  
 Q. Progetto: 232.082

Scala H 1/200.00  
 Scala V 1/200.00

229.00

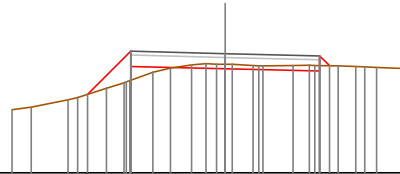


Quote		232.21	231.74	231.68	231.62	231.68
Parziali		0.93	2.50	2.50	0.34	
Sviluppata Par.		1.32	2.50	2.50	0.48	
Sviluppata		0.00	1.32	3.82	6.32	6.80
Progressiva		-3.43	-2.50	0.00	2.50	2.84
Dislivelli		0.00	0.61	-0.11	-0.05	0.00

Sezione: 175  
 Progressiva: 1551.769  
 Q. Progetto: 232.150

Scala H 1/200.00  
 Scala V 1/200.00

229.00

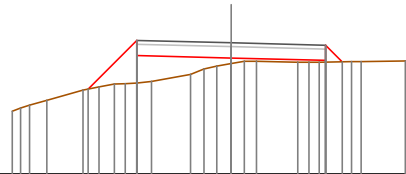


Quote		231.07	231.61	231.75	231.69	231.83
Parziali		1.14	2.50	2.50	0.36	
Sviluppata Par.		1.61	2.50	2.50	0.36	
Sviluppata		0.00	1.61	4.11	6.61	6.98
Progressiva		-3.64	-2.50	0.00	2.50	2.76
Dislivelli		-0.00	0.77	-0.12	-0.15	0.00

Sezione: 176  
 Progressiva: 1560.000  
 Q. Progetto: 232.465

Scala H 1/200.00  
 Scala V 1/200.00

229.00

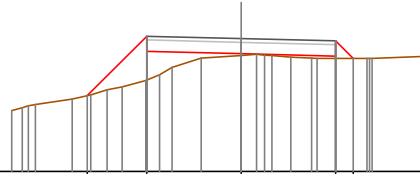


Quote		231.24	232.15	232.08	232.00	231.96
Parziali		1.29	2.50	2.50	0.44	
Sviluppata Par.		1.82	2.50	2.50	0.62	
Sviluppata		0.00	1.82	4.32	6.82	7.45
Progressiva		-3.79	-2.50	0.00	2.50	2.94
Dislivelli		0.00	1.12	-0.15	-0.05	-0.00

Sezione: 177  
 Progressiva: 1561.294  
 Q. Progetto: 232.514

Scala H 1/200.00  
 Scala V 1/200.00

229.00

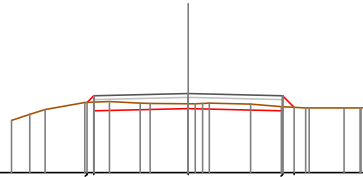


Quote	231.00	232.16	232.11	232.05	231.89
Parziali		1.57	2.50	2.50	0.47
Sviluppata Par.		2.22	2.50	2.50	0.66
Sviluppata	0.00	2.22	4.72	7.23	7.86
Progressiva	-4.07	-2.50	0.00	2.50	2.97
Dislivelli	-0.00	1.16	0.04	0.06	0.00

Sezione: 178  
 Progressiva: 1580.000  
 Q. Progetto: 233.092

Scala H 1/200.00  
 Scala V 1/200.00

231.00

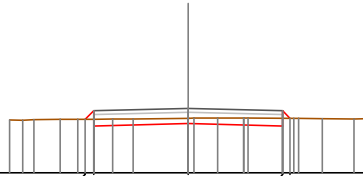


Quote	232.85	232.83	232.89	232.83	232.73
Parziali			2.50	2.50	0.30
Sviluppata Par.			2.50	2.50	0.43
Sviluppata	0.00	0.25	2.75	5.25	5.68
Progressiva	-2.67	-2.50	0.00	2.50	2.80
Dislivelli	0.00	-0.17	-0.13	-0.11	-0.00

Sezione: 179  
 Progressiva: 1600.000  
 Q. Progetto: 233.699

Scala H 1/200.00  
 Scala V 1/200.00

232.00

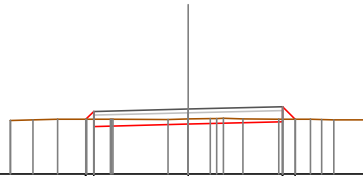


Quote	233.41	233.34	233.30	233.24	233.44
Parziali			2.50	2.50	0.00
Sviluppata Par.			2.50	2.50	0.00
Sviluppata	0.00	0.32	2.82	5.32	5.60
Progressiva	-2.73	-2.50	0.00	2.50	2.70
Dislivelli	0.00	0.23	-0.14	-0.21	0.00

Sezione: 180  
 Progressiva: 1600.482  
 Q. Progetto: 233.714

Scala H 1/200.00  
 Scala V 1/200.00

232.00

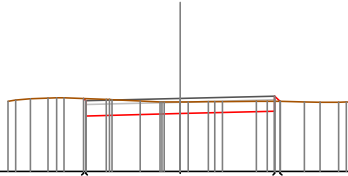


Quote	233.44	233.25	233.31	233.38	233.45
Parziali			2.50	2.50	0.35
Sviluppata Par.			2.50	2.50	0.17
Sviluppata	0.00	0.29	2.80	5.30	5.76
Progressiva	-2.71	-2.50	0.00	2.50	2.83
Dislivelli	0.00	-0.21	-0.14	-0.07	0.00

Sezione: 181  
 Progressiva: 1607.654  
 Q. Progetto: 233.932

Scala H 1/200.00  
 Scala V 1/200.00

232.00

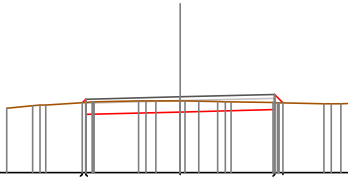


Quote	233.93	233.97	233.93	233.99	233.95
Parziali		2.50		2.50	
Sviluppata Par.		2.50		2.50	
Sviluppata	0.00	2.56	0.00	2.59	5.09
Progressiva	0.00	-2.50	-0.06	-2.50	5.29
Dislivelli		-0.31		-0.26	0.00

Sezione: 182  
 Progressiva: 1610.000  
 Q. Progetto: 234.003

Scala H 1/200.00  
 Scala V 1/200.00

232.00

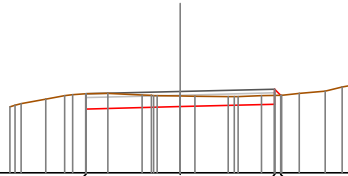


Quote	233.95	233.94	233.90	233.97	233.94
Parziali		2.50		2.50	
Sviluppata Par.		2.50		2.50	
Sviluppata	0.00	2.59	0.00	2.63	5.13
Progressiva	0.00	-2.50	-0.09	-2.50	5.44
Dislivelli		-0.29		-0.18	0.00

Sezione: 183  
 Progressiva: 1614.826  
 Q. Progetto: 234.149

Scala H 1/200.00  
 Scala V 1/200.00

232.00

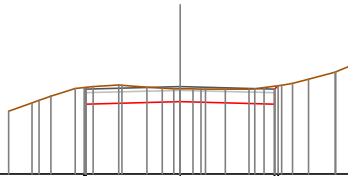


Quote	233.99	233.75	233.81	234.05
Parziali		2.50		2.50
Sviluppata Par.		2.50		2.50
Sviluppata	0.00	2.50	0.00	2.53
Progressiva	0.00	-2.50	-0.23	-2.66
Dislivelli		-0.28		0.00

Sezione: 184  
 Progressiva: 1620.000  
 Q. Progetto: 234.307

Scala H 1/200.00  
 Scala V 1/200.00

232.00

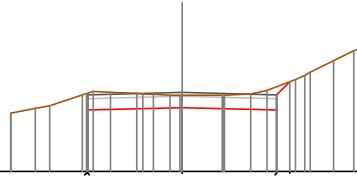


Quote	234.28	233.94	233.91	234.33
Parziali		2.50		2.50
Sviluppata Par.		2.50		2.50
Sviluppata	0.00	2.54	0.00	2.56
Progressiva	0.00	-2.50	-0.04	-2.59
Dislivelli		-0.34		-0.48

Sezione: 185  
 Progressiva: 1640.000  
 Q. Progetto: 235.088

Scala H 1/200.00  
 Scala V 1/200.00

233.00

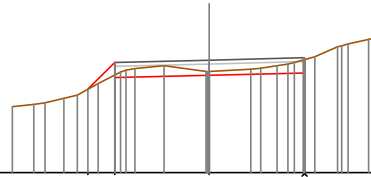


Quote	235.06	234.63	234.69	234.63	235.37
Parziali		2.50		2.50	0.34
Sviluppata Par.		2.50		2.50	0.09
Sviluppata	0.00	-2.53	0.00	-2.55	5.05
Progressiva	-0.05	-2.50		-2.50	5.54
Dislivelli		-0.00	-0.32	0.00	-0.61
					-0.00

Sezione: 186  
 Progressiva: 1658.794  
 Q. Progetto: 235.974

Scala H 1/200.00  
 Scala V 1/200.00

233.00

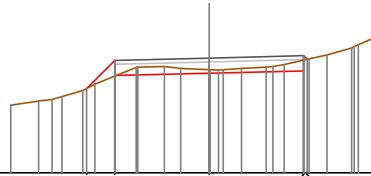


Quote	235.21	235.51	235.57	235.64	236.00
Parziali		0.70	2.50		2.50
Sviluppata Par.		1.00	2.50		2.50
Sviluppata	0.00	-3.20	0.00	-3.50	6.00
Progressiva	-0.33	-2.50		-2.50	6.06
Dislivelli		-0.00	-0.33	-0.10	0.00
					-0.35
					0.00

Sezione: 187  
 Progressiva: 1660.000  
 Q. Progetto: 236.031

Scala H 1/200.00  
 Scala V 1/200.00

233.00

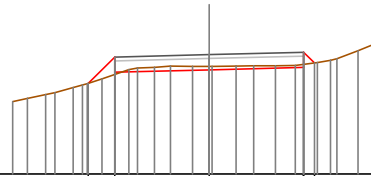


Quote	235.22	235.57	235.63	235.69	236.00
Parziali		0.75	2.50		2.50
Sviluppata Par.		1.06	2.50		2.50
Sviluppata	0.00	-3.25	0.00	-3.56	6.06
Progressiva	-0.42	-2.50		-2.50	6.18
Dislivelli		-0.00	-0.42	-0.10	0.00
					-0.29
					0.00

Sezione: 188  
 Progressiva: 1662.585  
 Q. Progetto: 236.152

Scala H 1/200.00  
 Scala V 1/200.00

233.00

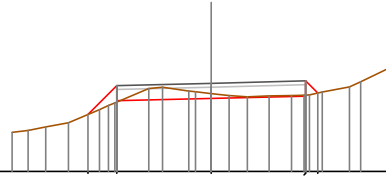


Quote	235.39	235.69	235.75	235.81	236.03
Parziali		0.70	2.50		2.50
Sviluppata Par.		0.98	2.50		2.50
Sviluppata	0.00	-3.20	0.00	-3.49	5.99
Progressiva	-0.46	-2.50		-2.50	6.39
Dislivelli		-0.00	-0.46	-0.09	0.00
					-0.08
					0.00

Sezione: 189  
 Progressiva: 1666.375  
 Q. Progetto: 236.331

Scala H 1/200.00  
 Scala V 1/200.00

234.00

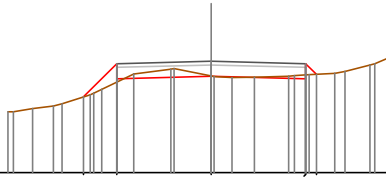


Quote		236.51	236.57	236.60	236.69	236.67
Parziali		0.76	2.50	2.50	0.12	
Sviluppata Par.		1.08	2.50	2.50	0.05	
Sviluppata		0.00	1.08	3.58	6.08	6.53
Progressiva		-0.00	-3.26	-2.50	2.50	2.82
Dislivelli		-0.00	0.44	-0.13	-0.03	0.00

Sezione: 190  
 Progressiva: 1680.000  
 Q. Progetto: 236.944

Scala H 1/200.00  
 Scala V 1/200.00

234.00

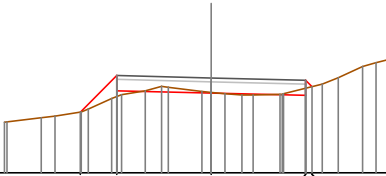


Quote		236.00	236.46	236.54	236.46	236.60
Parziali		0.88	2.50	2.50	0.28	
Sviluppata Par.		1.24	2.50	2.50	0.20	
Sviluppata		0.00	1.24	3.74	6.25	6.65
Progressiva		-0.00	-3.38	-2.50	2.50	2.78
Dislivelli		-0.00	0.49	-0.01	-0.10	0.00

Sezione: 191  
 Progressiva: 1696.008  
 Q. Progetto: 237.506

Scala H 1/200.00  
 Scala V 1/200.00

235.00

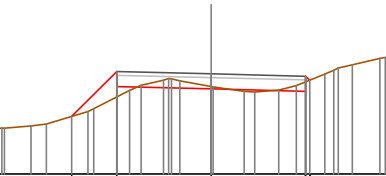


Quote		236.60	237.17	237.11	237.04	237.26
Parziali		0.97	2.50	2.50		
Sviluppata Par.		1.37	2.50	2.50		
Sviluppata		0.00	1.37	3.87	6.37	6.60
Progressiva		-0.00	-3.47	-2.50	2.50	2.67
Dislivelli		0.00	0.56	-0.02	-0.19	0.00

Sezione: 192  
 Progressiva: 1700.000  
 Q. Progetto: 237.646

Scala H 1/200.00  
 Scala V 1/200.00

235.00

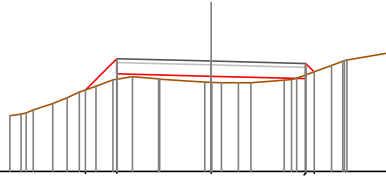


Quote		236.82	237.31	237.25	237.18	237.48
Parziali		1.19	2.50	2.50		
Sviluppata Par.		1.68	2.50	2.50		
Sviluppata		0.00	1.68	4.18	6.68	6.83
Progressiva		-0.00	-3.69	-2.50	2.50	2.61
Dislivelli		-0.00	0.68	-0.06	-0.25	-0.00

Sezione: 193  
 Progressiva: 1707.795  
 Q. Progetto: 237.919

Scala H 1/200.00  
 Scala V 1/200.00

235.00

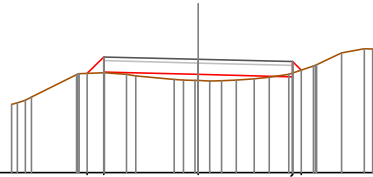


Quote		237.16	237.96	237.92	237.46	237.63
Parziali		0.83	2.50	2.50	0.92	
Sviluppata Par.		1.17	2.50	2.50	0.01	
Sviluppata		0.00	1.17	3.67	6.17	6.49
Progressiva		-3.33	-2.50	0.00	2.50	2.72
Dislivelli		0.00	0.55	0.17	-0.10	0.00

Sezione: 194  
 Progressiva: 1710.000  
 Q. Progetto: 237.996

Scala H 1/200.00  
 Scala V 1/200.00

235.00

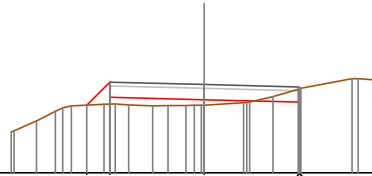


Quote		237.63	237.96	237.90	237.53	237.71
Parziali		0.44	2.50	2.50	0.92	
Sviluppata Par.		0.62	2.50	2.50	0.02	
Sviluppata		0.00	0.62	3.12	5.62	5.94
Progressiva		-2.94	-2.50	0.00	2.50	2.73
Dislivelli		0.00	0.42	0.16	-0.10	0.00

Sezione: 195  
 Progressiva: 1719.581  
 Q. Progetto: 238.332

Scala H 1/200.00  
 Scala V 1/200.00

236.00

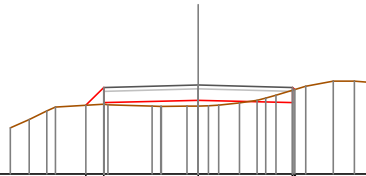


Quote		237.79	237.99	237.90	237.87	238.23
Parziali		0.61	2.50	2.50	0.92	
Sviluppata Par.		0.86	2.50	2.50	0.00	
Sviluppata		0.00	0.86	3.36	5.86	5.92
Progressiva		-3.11	-2.50	0.00	2.50	2.54
Dislivelli		0.00	0.58	0.14	-0.35	0.00

Sezione: 196  
 Progressiva: 1720.000  
 Q. Progetto: 238.347

Scala H 1/200.00  
 Scala V 1/200.00

236.00



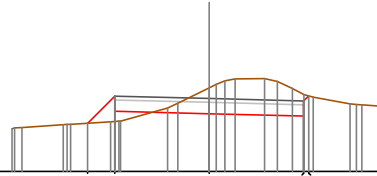
Quote		237.82	237.96	237.95	237.88	238.23
Parziali		0.47	2.50	2.50	0.92	
Sviluppata Par.		0.66	2.50	2.50	0.00	
Sviluppata		0.00	0.66	3.16	5.66	5.74
Progressiva		-2.97	-2.50	0.00	2.50	2.55
Dislivelli		0.00	0.44	0.15	-0.33	0.00



Sezione: 197  
 Progressiva: 1736.577  
 Q. Progetto: 238.928

Scala H 1/200.00  
 Scala V 1/200.00

237.00

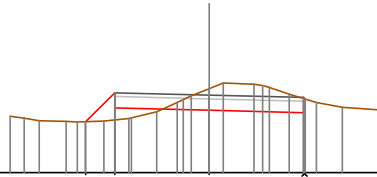


Quote		238.27	238.59	238.83	238.47	238.00
Parziali		0.72	2.50	2.50		
Sviluppata Par.		1.01	2.50	2.50		
Sviluppata		0.00	0.00	3.52	6.02	6.20
Progressiva		-3.22	-2.50	0.00	2.50	2.63
Dislivelli		0.00	0.67	-0.68	-0.57	0.00

Sezione: 198  
 Progressiva: 1740.000  
 Q. Progetto: 239.048

Scala H 1/200.00  
 Scala V 1/200.00

237.00

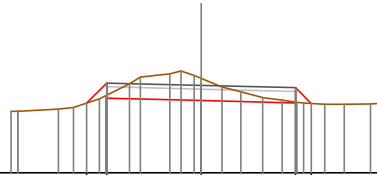


Quote		238.35	238.71	238.85	238.59	238.94
Parziali		0.76	2.50	2.50		
Sviluppata Par.		1.08	2.50	2.50		
Sviluppata		0.00	0.00	3.58	6.08	6.14
Progressiva		-3.26	-2.50	0.00	2.50	2.54
Dislivelli		0.00	0.72	-0.57	-0.37	0.00

Sezione: 199  
 Progressiva: 1750.033  
 Q. Progetto: 239.309

Scala H 1/200.00  
 Scala V 1/200.00

237.00

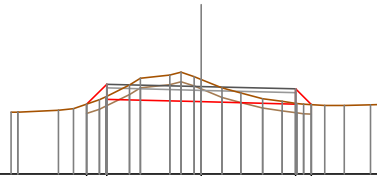


Quote		238.84	238.97	238.91	238.85	238.85
Parziali		0.53	2.50	2.50	0.42	
Sviluppata Par.		0.75	2.50	2.50	0.59	
Sviluppata		0.00	0.00	3.25	5.75	6.34
Progressiva		-3.03	-2.50	0.00	2.50	2.92
Dislivelli		0.00	0.32	-0.59	-0.02	-0.00

Sezione: 199  
 Progressiva: 1750.033  
 Q. Progetto: 239.309

Scala H 1/200.00  
 Scala V 1/200.00

237.00

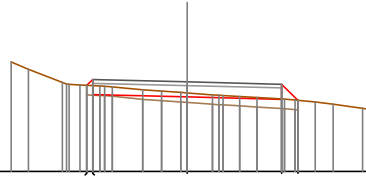


Quote		238.84	238.97	238.91	238.85	238.85
Parziali		0.53	2.50	2.50	0.42	
Sviluppata Par.		0.75	2.50	2.50	0.59	
Sviluppata		0.00	0.00	3.25	5.75	6.34
Progressiva		-3.03	-2.50	0.00	2.50	2.92
Dislivelli		0.00	0.32	-0.59	-0.02	-0.00

Sezione: 200  
 Progressiva: 1760.000  
 Q. Progetto: 239.370

Scala H 1/200.00  
 Scala V 1/200.00

237.00

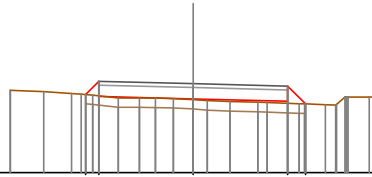


Quote	239.26 239.00	239.07	239.91 239.88
Parziali	2.50	2.50	0.43
Sviluppata Par.	2.50	2.50	0.61
Sviluppata	0.00 2.66 -2.50	0.22 -2.72	5.22 -5.68
Progressiva	-0.00 0.16	-0.11	-0.01 0.00
Dislivelli			

Sezione: 201  
 Progressiva: 1766.869  
 Q. Progetto: 239.349

Scala H 1/200.00  
 Scala V 1/200.00

237.00

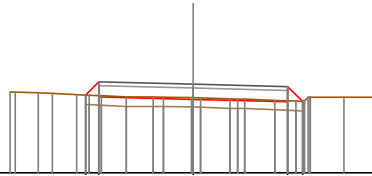


Quote	239.07 239.01	239.95	239.89 239.82
Parziali	0.35	2.50	2.50
Sviluppata Par.	0.49	2.50	0.67
Sviluppata	0.08 2.85 -2.30	0.49 -2.99	5.49 -6.16
Progressiva	-0.00 0.38	0.02	0.06 -0.00
Dislivelli			

Sezione: 202  
 Progressiva: 1770.000  
 Q. Progetto: 239.340

Scala H 1/200.00  
 Scala V 1/200.00

237.00

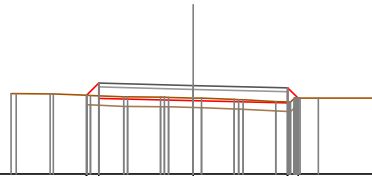


Quote	239.06 239.00	239.94	239.88 239.86
Parziali	0.35	2.50	2.50
Sviluppata Par.	0.49	2.50	0.56
Sviluppata	0.00 2.85 -2.30	0.49 -2.99	5.49 6.05
Progressiva	-0.00 0.36	-0.05	-0.02 0.00
Dislivelli			

Sezione: 203  
 Progressiva: 1771.323  
 Q. Progetto: 239.336

Scala H 1/200.00  
 Scala V 1/200.00

237.00



Quote	239.08 239.00	239.94	239.87 239.00
Parziali	0.32	2.50	2.50
Sviluppata Par.	0.45	2.50	0.27
Sviluppata	0.00 2.82 -2.50	0.45 -2.96	5.46 5.84
Progressiva	-0.00 0.33	-0.07	-0.03 -0.00
Dislivelli			

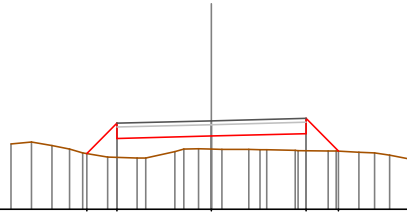
**SEZIONI TRASVERSALI**  
**Profilo longitudinale tratto 17-18**  
**Viabilità di impianto postazione aerogeneratore**  
**WTG09**

<b>DISEGNI DI RIFERIMENTO</b>	
<b>TAVOLA</b>	<b>DESCRIZIONE</b>
WGG-TC8	Viabilità e piazzole - Planimetria di progetto-Fase di cantiere
WGG-TC11-e	Profili longitudinali viabilità di impianto

Sezione: 4  
 Progressiva: 14.607  
 Q. Progetto: 269.336

Scala H 1/200.00  
 Scala V 1/200.00

267.00

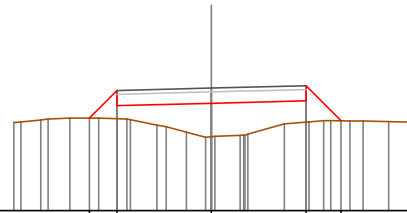


Quote		208.47	208.87	208.94	209.00	208.54
Parziali		0.80	2.50	2.50	0.86	
Sviluppata Par.		1.13	2.50	2.50	1.22	
Sviluppata		0.00	1.13	3.63	6.13	7.35
Progressiva		-3.30	-2.50	0.00	2.50	3.36
Dislivelli		0.00	0.90	0.35	0.45	0.00

Sezione: 5  
 Progressiva: 20.000  
 Q. Progetto: 269.238

Scala H 1/200.00  
 Scala V 1/200.00

266.00

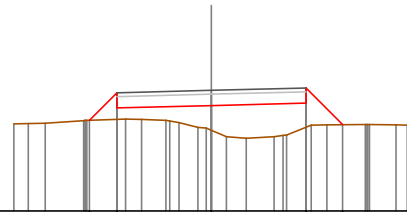


Quote		208.45	208.78	208.94	208.90	208.37
Parziali		0.73	2.50	2.50	0.93	
Sviluppata Par.		1.03	2.50	2.50	1.31	
Sviluppata		0.00	1.03	3.53	6.03	7.34
Progressiva		-3.23	-2.50	0.00	2.50	3.43
Dislivelli		0.00	0.74	0.88	0.56	0.00

Sezione: 6  
 Progressiva: 22.739  
 Q. Progetto: 269.189

Scala H 1/200.00  
 Scala V 1/200.00

266.00

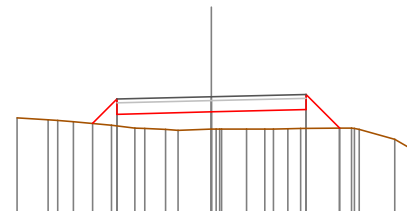


Quote		208.40	208.73	208.79	208.85	208.28
Parziali		0.73	2.50	2.50	0.97	
Sviluppata Par.		1.03	2.50	2.50	1.37	
Sviluppata		0.00	1.03	3.53	6.03	7.40
Progressiva		-3.23	-2.50	0.00	2.50	3.47
Dislivelli		0.00	0.70	0.65	0.64	0.00

Sezione: 7  
 Progressiva: 30.000  
 Q. Progetto: 269.058

Scala H 1/200.00  
 Scala V 1/200.00

266.00

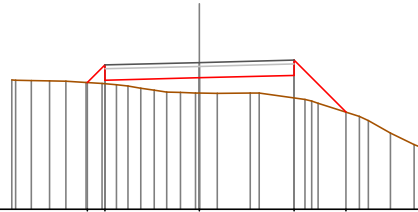


Quote		208.35	208.60	208.66	208.72	208.23
Parziali		0.64	2.50	2.50	0.89	
Sviluppata Par.		0.91	2.50	2.50	1.26	
Sviluppata		0.00	0.91	3.41	5.91	7.17
Progressiva		-3.14	-2.50	0.00	2.50	3.39
Dislivelli		0.00	0.71	0.46	0.50	0.00

Sezione: 8  
 Progressiva: 40.000  
 Q. Progetto: 268.877

Scala H 1/200.00  
 Scala V 1/200.00

265.00

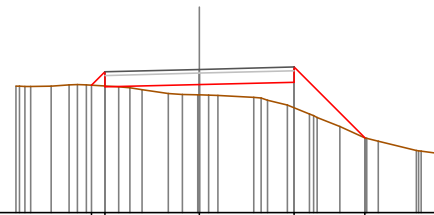


Quote		268.35 268.41		268.48		268.54		267.57
Parziali		0.47	2.50	2.50	1.37			
Sviluppata Par.		0.66	2.50	2.50	1.94			
Sviluppata		0.00		3.16	5.66	7.60		
Progressiva		-2.97	-2.50	0.00	2.50	3.87		
Dislivelli		-0.00	-0.50	-0.40	-0.59	0.00		

Sezione: 9  
 Progressiva: 44.975  
 Q. Progetto: 268.787

Scala H 1/200.00  
 Scala V 1/200.00

265.00

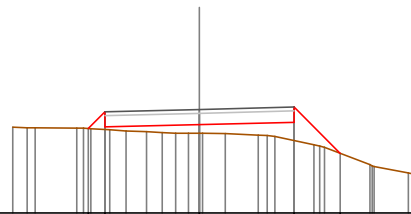


Quote		268.37 268.32		268.39		268.45		268.98
Parziali		0.36	2.50	2.50	1.87			
Sviluppata Par.		0.50	2.50	2.50	2.65			
Sviluppata		0.00		3.00	5.50	8.15		
Progressiva		-2.86	-2.50	0.00	2.50	4.37		
Dislivelli		-0.00	-0.37	-0.27	-0.68	0.00		

Sezione: 10  
 Progressiva: 47.706  
 Q. Progetto: 268.738

Scala H 1/200.00  
 Scala V 1/200.00

266.00

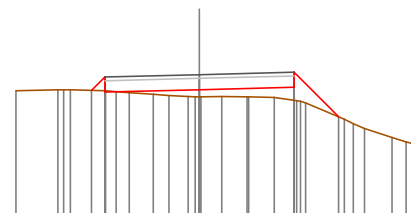


Quote		268.23 268.28		268.34		268.40		267.96
Parziali		0.44	2.50	2.50	1.22			
Sviluppata Par.		0.62	2.50	2.50	1.73			
Sviluppata		0.00		3.12	5.63	7.35		
Progressiva		-2.94	-2.50	0.00	2.50	3.72		
Dislivelli		0.00	0.46	0.23	0.48	0.00		

Sezione: 11  
 Progressiva: 49.960  
 Q. Progetto: 268.697

Scala H 1/200.00  
 Scala V 1/200.00

265.00

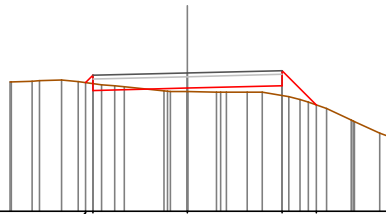


Quote		268.26 268.23		268.30		268.36		267.98
Parziali		0.36	2.50	2.50	1.18			
Sviluppata Par.		0.51	2.50	2.50	1.67			
Sviluppata		0.00		3.01	5.51	7.17		
Progressiva		-2.86	-2.50	0.00	2.50	3.68		
Dislivelli		-0.00	-0.37	-0.18	-0.34	-0.00		

Sezione: 12  
 Progressiva: 52.214  
 Q. Progetto: 268.656

Scala H 1/200.00  
 Scala V 1/200.00

265.00

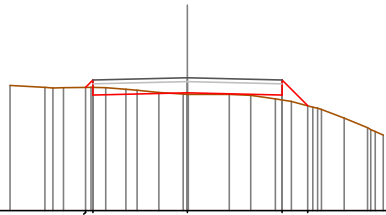


Quote	268.40 268.19	268.26	268.32	267.81
Parziali	2.50	2.50	0.91	
Sviluppata Par.	2.50	2.50	1.28	
Sviluppata	0.00 + 2.70 + 0.00 - 0.22 + 2.50 + 0.28	2.78	5.28	6.56
Progressiva	2.70	0.00	2.50	3.41
Dislivelli	0.00 - 0.22	- 0.10	- 0.26	- 0.00

Sezione: 13  
 Progressiva: 60.000  
 Q. Progetto: 268.515

Scala H 1/200.00  
 Scala V 1/200.00

265.00

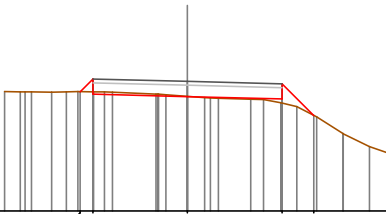


Quote	268.26 268.05	268.12	268.05	267.77
Parziali	2.50	2.50	0.68	
Sviluppata Par.	2.50	2.50	0.96	
Sviluppata	0.00 + 2.70 + 0.00 - 0.20 + 2.50 + 0.28	2.78	5.28	6.24
Progressiva	2.70	0.00	2.50	3.18
Dislivelli	0.00 - 0.20	- 0.04	- 0.13	- 0.00

Sezione: 14  
 Progressiva: 69.123  
 Q. Progetto: 268.427

Scala H 1/200.00  
 Scala V 1/200.00

265.00

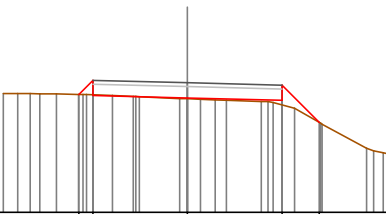


Quote	268.15 268.09	268.03	267.96	267.53
Parziali	0.34	2.50	2.50	0.84
Sviluppata Par.	0.34	2.50	2.50	1.19
Sviluppata	0.00 + 2.84 + 0.00 - 0.34 + 2.50 + 0.47	2.98	5.48	6.66
Progressiva	2.84	0.00	2.50	3.34
Dislivelli	0.00 - 0.34	- 0.00	- 0.11	- 0.00

Sezione: 15  
 Progressiva: 70.000  
 Q. Progetto: 268.427

Scala H 1/200.00  
 Scala V 1/200.00

265.00

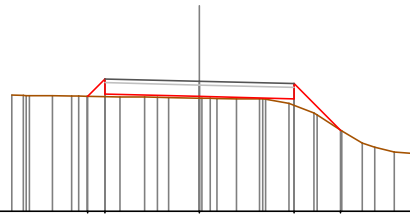


Quote	268.12 268.09	268.03	267.96	267.38
Parziali	0.37	2.50	2.50	0.98
Sviluppata Par.	0.37	2.50	2.50	1.39
Sviluppata	0.00 + 2.87 + 0.00 - 0.38 + 2.50 + 0.52	3.02	5.52	6.91
Progressiva	2.87	0.00	2.50	3.48
Dislivelli	0.00 - 0.38	- 0.02	- 0.12	- 0.00

Sezione: 16  
 Progressiva: 72.306  
 Q. Progetto: 268.435

Scala H 1/200.00  
 Scala V 1/200.00

265.00

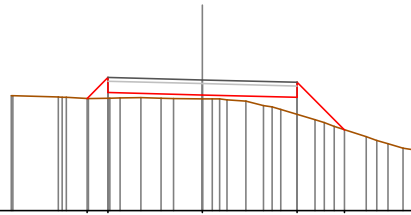


Quote		268.04	268.10	268.04	267.97	267.14
Parziali		0.46	2.50	2.50	1.24	
Sviluppata Par.		0.65	2.50	2.50	1.75	
Sviluppata		0.00	0.65	3.15	5.65	7.40
Progressiva		-2.96	-2.50	0.00	2.50	-3.74
Dislivelli		0.00	-0.47	-0.05	-0.17	-0.00

Sezione: 17  
 Progressiva: 75.490  
 Q. Progetto: 268.457

Scala H 1/200.00  
 Scala V 1/200.00

265.00

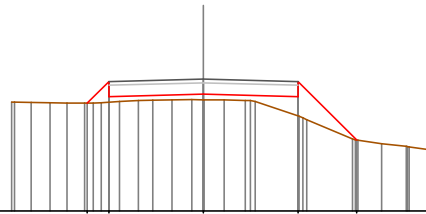


Quote		267.96	268.12	268.06	267.99	267.14
Parziali		0.55	2.50	2.50	1.26	
Sviluppata Par.		0.78	2.50	2.50	1.78	
Sviluppata		0.00	0.78	3.28	5.79	7.56
Progressiva		-3.05	-2.50	0.00	2.50	-3.76
Dislivelli		0.00	-0.55	-0.10	-0.45	-0.00

Sezione: 18  
 Progressiva: 80.000  
 Q. Progetto: 268.488

Scala H 1/200.00  
 Scala V 1/200.00

265.00

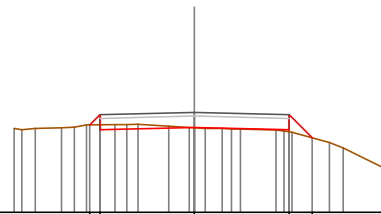


Quote		267.85	268.03	268.00	268.03	266.88
Parziali		0.57	2.50	2.50	1.55	
Sviluppata Par.		0.81	2.50	2.50	2.19	
Sviluppata		0.00	0.81	3.31	5.81	8.00
Progressiva		-3.07	-2.50	0.00	2.50	-4.05
Dislivelli		0.00	-0.55	-0.14	-0.51	-0.00

Sezione: 19  
 Progressiva: 100.000  
 Q. Progetto: 268.646

Scala H 1/200.00  
 Scala V 1/200.00

266.00

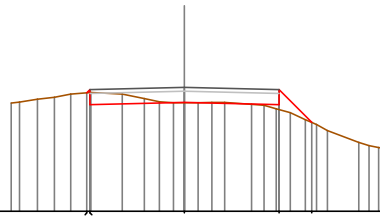


Quote		268.52	268.18	268.25	268.18	267.97
Parziali		0.27	2.50	2.50	0.61	
Sviluppata Par.		0.39	2.50	2.50	0.87	
Sviluppata		0.00	0.38	2.88	5.38	6.25
Progressiva		-2.77	-2.50	0.00	2.50	-3.11
Dislivelli		0.00	-0.27	-0.01	-0.05	-0.00

Sezione: 20  
 Progressiva: 120.000  
 Q. Progetto: 269.276

Scala H 1/200.00  
 Scala V 1/200.00

266.00

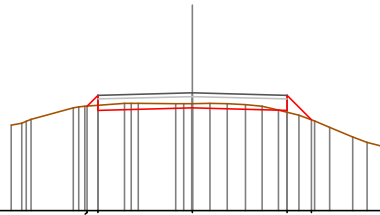


Quote	266.13 266.81	266.88	266.81 266.35
Parziali	2.50	2.50	0.86
Sviluppata Par.	2.50	2.50	1.22
Sviluppata	0.00 0.12	2.62	5.12 6.34
Progressiva	-0.00 -2.58 -2.50	0.00	2.50 3.36
Dislivelli	0.00 0.07	-0.01	-0.13 -0.00

Sezione: 21  
 Progressiva: 140.000  
 Q. Progetto: 270.114

Scala H 1/200.00  
 Scala V 1/200.00

267.00

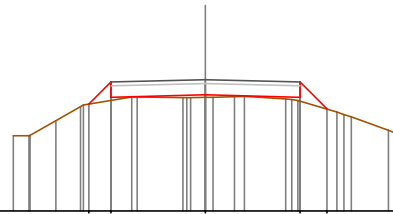


Quote	266.76 266.65	266.71	266.65 266.40
Parziali	2.50	2.50	0.65
Sviluppata Par.	2.50	2.50	0.92
Sviluppata	0.00 0.41	2.91	5.41 6.33
Progressiva	-0.00 -2.79 -2.50	0.00	2.50 3.15
Dislivelli	-0.00 -0.27	-0.11	-0.05 -0.00

Sezione: 22  
 Progressiva: 160.000  
 Q. Progetto: 271.472

Scala H 1/200.00  
 Scala V 1/200.00

268.00

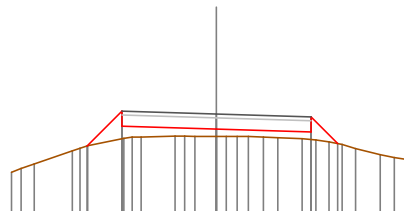


Quote	270.83 271.01	271.07	271.01 270.76
Parziali	2.50	2.50	0.71
Sviluppata Par.	2.50	2.50	1.01
Sviluppata	0.00 0.82	3.33	5.83 6.83
Progressiva	-0.00 -3.08 -2.50	0.00	2.50 3.21
Dislivelli	-0.00 -0.49	0.07	-0.10 -0.00

Sezione: 23  
 Progressiva: 176.114  
 Q. Progetto: 272.601

Scala H 1/200.00  
 Scala V 1/200.00

270.00



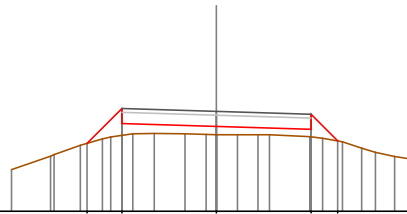
Quote	271.75 272.28	272.20	272.13 271.88
Parziali	0.92	2.50	0.70
Sviluppata Par.	1.30	2.50	1.00
Sviluppata	0.00 1.30	3.80	6.30 7.30
Progressiva	-0.00 -3.42 -2.50	0.00	2.50 3.20
Dislivelli	-0.00 -0.73	-0.19	-0.20 -0.00



Sezione: 24  
 Progressiva: 176.667  
 Q. Progetto: 272.640

Scala H 1/200.00  
 Scala V 1/200.00

270.00

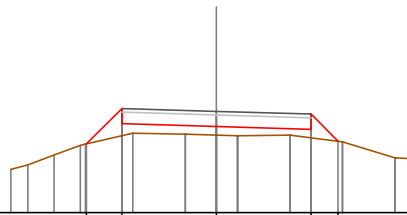


Quote	271.79	272.32	272.24	272.17	271.86
Parziali	0.92	2.50	2.50	0.71	
Sviluppata Par.	1.30	2.50	2.50	1.00	
Sviluppata	0.00	1.30	3.80	6.31	7.31
Progressiva	-3.42	-2.50	0.00	2.50	3.21
Dislivelli	0.00	0.71	0.22	0.19	0.00

Sezione: 25  
 Progressiva: 177.219  
 Q. Progetto: 272.679

Scala H 1/200.00  
 Scala V 1/200.00

270.00

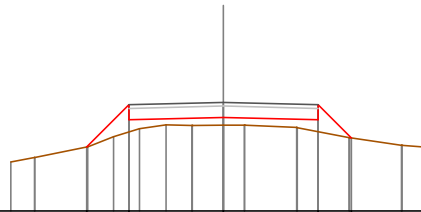


Quote	271.82	272.35	272.28	272.20	271.89
Parziali	0.94	2.50	2.50	0.72	
Sviluppata Par.	1.32	2.50	2.50	1.02	
Sviluppata	0.00	1.32	3.83	6.33	7.34
Progressiva	-3.44	-2.50	0.00	2.50	3.22
Dislivelli	0.00	0.72	0.23	0.23	0.00

Sezione: 26  
 Progressiva: 180.000  
 Q. Progetto: 272.874

Scala H 1/200.00  
 Scala V 1/200.00

270.00

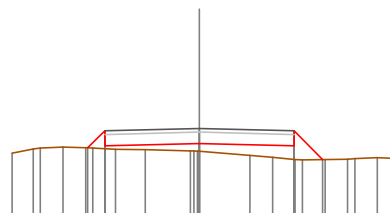


Quote	271.89	272.41	272.47	272.41	271.89
Parziali	1.12	2.50	2.50	0.88	
Sviluppata Par.	1.59	2.50	2.50	1.25	
Sviluppata	0.00	1.59	4.09	6.59	7.83
Progressiva	-3.62	-2.50	0.00	2.50	3.38
Dislivelli	0.00	0.72	0.21	0.31	0.00

Sezione: 27  
 Progressiva: 200.000  
 Q. Progetto: 274.275

Scala H 1/200.00  
 Scala V 1/200.00

272.00

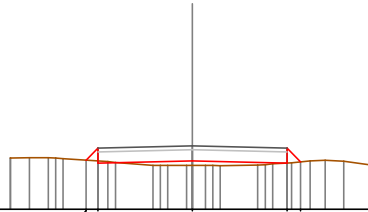


Quote	273.76	273.81	273.88	273.81	273.65
Parziali	0.45	2.50	2.50	0.76	
Sviluppata Par.	0.64	2.50	2.50	1.08	
Sviluppata	0.00	0.64	3.14	5.64	6.72
Progressiva	-2.95	-2.50	0.00	2.50	3.26
Dislivelli	0.00	0.48	0.21	0.36	0.00

Sezione: 28  
 Progressiva: 220.000  
 Q. Progetto: 275.676

Scala H 1/200.00  
 Scala V 1/200.00

274.00

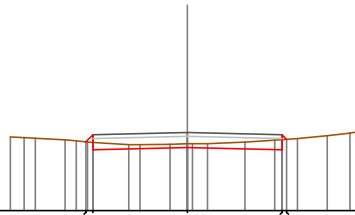


Quote	275.30	275.21	275.28	275.21	275.25
Parziali	0.32	2.50	2.50	0.35	
Sviluppata Par.	0.15	2.50	2.50	0.51	0.35
Sviluppata	0.00	0.45	2.95	5.45	5.96
Progressiva	-2.82	-2.50	0.00	2.50	2.86
Dislivelli	0.00	-0.34	-0.12	-0.01	0.00

Sezione: 29  
 Progressiva: 240.000  
 Q. Progetto: 277.067

Scala H 1/200.00  
 Scala V 1/200.00

275.00

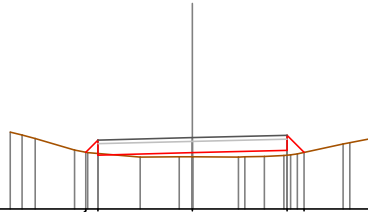


Quote	276.82	276.80	276.87	276.80	276.88
Parziali	0.32	2.50	2.50		
Sviluppata Par.	0.32	2.50	2.50		
Sviluppata	0.00	0.26	2.76	5.26	5.44
Progressiva	-2.69	-2.50	0.00	2.50	2.62
Dislivelli	0.00	-0.20	-0.10	-0.27	0.00

Sezione: 30  
 Progressiva: 258.145  
 Q. Progetto: 277.888

Scala H 1/200.00  
 Scala V 1/200.00

276.00

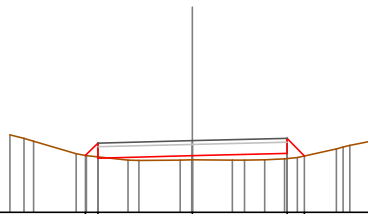


Quote	277.50	277.43	277.49	277.56	277.50
Parziali	0.32	2.50	2.50	0.45	
Sviluppata Par.	0.15	2.50	2.50	0.64	0.45
Sviluppata	0.00	0.46	2.96	5.46	6.10
Progressiva	-2.82	-2.50	0.00	2.50	2.96
Dislivelli	0.00	-0.36	-0.11	-0.13	0.00

Sezione: 31  
 Progressiva: 258.474  
 Q. Progetto: 277.897

Scala H 1/200.00  
 Scala V 1/200.00

276.00



Quote	277.50	277.43	277.50	277.56	277.49
Parziali	0.32	2.50	2.50	0.46	
Sviluppata Par.	0.47	2.50	2.50	0.66	0.46
Sviluppata	0.00	0.47	2.97	5.47	6.13
Progressiva	-2.83	-2.50	0.00	2.50	2.96
Dislivelli	0.00	-0.37	-0.11	-0.13	0.00

Sezione: 32  
 Progressiva: 258.803  
 Q. Progetto: 277.906

Scala H 1/200.00  
 Scala V 1/200.00

276.00

Quote	277.93	277.44	277.51	277.97	277.49
Parziali	0.38	2.50	2.50	0.48	
Sviluppata Par.	0.45	2.50	2.50	0.67	
Sviluppata	0.00	0.45	2.95	5.45	6.12
Progressiva	2.82	-2.50	0.00	2.50	2.98
Dislivelli	0.00	-0.38	-0.12	-0.13	-0.00

Sezione: 33  
 Progressiva: 260.000  
 Q. Progetto: 277.941

Scala H 1/200.00  
 Scala V 1/200.00

276.00

Quote	277.96	277.48	277.54	277.98	277.49
Parziali	0.38	2.50	2.50	0.39	
Sviluppata Par.	0.39	2.50	2.50	0.55	
Sviluppata	0.00	0.39	2.90	5.40	5.94
Progressiva	2.78	-2.50	0.00	2.50	2.89
Dislivelli	0.00	-0.33	-0.15	-0.02	-0.00

Sezione: 34  
 Progressiva: 280.000  
 Q. Progetto: 278.513

Scala H 1/200.00  
 Scala V 1/200.00

276.00

Quote	278.15	278.06	278.11	278.06	278.03
Parziali	0.38	2.50	2.50	0.42	
Sviluppata Par.	0.42	2.50	2.50	0.60	
Sviluppata	0.00	0.42	2.92	5.42	6.02
Progressiva	2.80	-2.50	0.00	2.50	2.92
Dislivelli	0.00	-0.35	-0.21	-0.08	-0.00

Sezione: 35  
 Progressiva: 300.000  
 Q. Progetto: 279.085

Scala H 1/200.00  
 Scala V 1/200.00

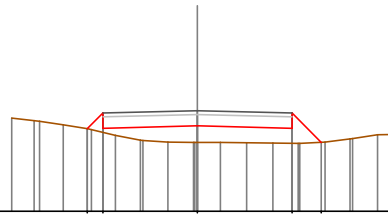
277.00

Quote	279.69	278.62	278.69	278.62	278.31
Parziali	0.33	2.50	2.50	0.71	
Sviluppata Par.	0.47	2.50	2.50	1.01	
Sviluppata	0.00	0.47	2.97	5.47	6.48
Progressiva	2.83	-2.50	0.00	2.50	3.21
Dislivelli	0.00	-0.39	-0.33	-0.32	-0.00

Sezione: 36  
 Progressiva: 320.000  
 Q. Progetto: 279.658

Scala H 1/200.00  
 Scala V 1/200.00

277.00

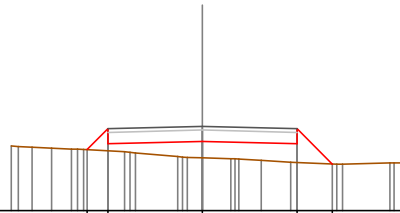


Quote		279.18 279.20		279.26		279.20 279.02
Parziali		0.41	2.50	2.50	0.77	
Sviluppata Par.		0.59	2.50	2.50	1.09	
Sviluppata		0.00 +0.00		3.09	5.59	6.68
Progressiva		-2.91 -2.50		0.00	2.50	3.27
Dislivelli		0.00 -0.51		-0.44	-0.40	0.00

Sezione: 37  
 Progressiva: 340.000  
 Q. Progetto: 280.230

Scala H 1/200.00  
 Scala V 1/200.00

278.00

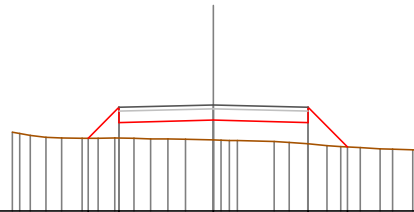


Quote		279.61 279.77		279.83		279.77 279.23
Parziali		0.55	2.50	2.50	0.94	
Sviluppata Par.		0.78	2.50	2.50	1.33	
Sviluppata		0.00 +0.00		3.28	5.79	7.11
Progressiva		-3.05 -2.50		0.00	2.50	3.44
Dislivelli		0.00 -0.59		-0.43	-0.50	0.00

Sezione: 38  
 Progressiva: 360.000  
 Q. Progetto: 280.802

Scala H 1/200.00  
 Scala V 1/200.00

278.00

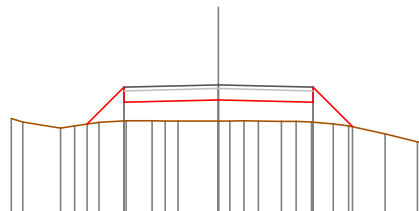


Quote		279.62 280.34		280.40		280.34 279.70
Parziali		0.82	2.50	2.50	1.04	
Sviluppata Par.		1.15	2.50	2.50	1.48	
Sviluppata		0.00 +0.00		3.65	6.16	7.63
Progressiva		-3.32 -2.50		0.00	2.50	3.54
Dislivelli		0.00 -0.81		-0.53	-0.56	0.00

Sezione: 39  
 Progressiva: 380.000  
 Q. Progetto: 281.375

Scala H 1/200.00  
 Scala V 1/200.00

278.00

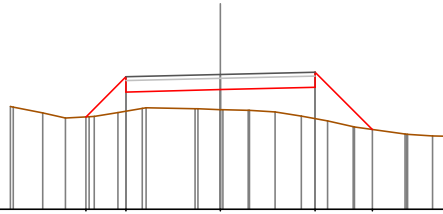


Quote		280.34 280.91		280.97		280.91 280.27
Parziali		0.98	2.50	2.50	1.04	
Sviluppata Par.		1.38	2.50	2.50	1.47	
Sviluppata		0.00 +0.00		3.88	6.38	7.86
Progressiva		-3.48 -2.50		0.00	2.50	3.54
Dislivelli		0.00 -0.89		-0.56	-0.53	0.00

Sezione: 40  
 Progressiva: 386.537  
 Q. Progetto: 281.562

Scala H 1/200.00  
 Scala V 1/200.00

278.00  

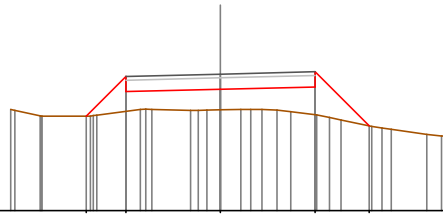



Quote	280.44	281.10	281.16	281.22	280.11
Parziali	1.06	2.50	2.50	1.52	
Sviluppata Par.	1.50	2.50	2.50	2.14	
Sviluppata	0.00	1.50	4.00	6.50	8.64
Progressiva	-3.56	-2.50	0.00	2.50	4.02
Dislivelli	0.00	-0.91	-0.53	-0.83	0.00

Sezione: 41  
 Progressiva: 388.193  
 Q. Progetto: 281.609

Scala H 1/200.00  
 Scala V 1/200.00

278.00  

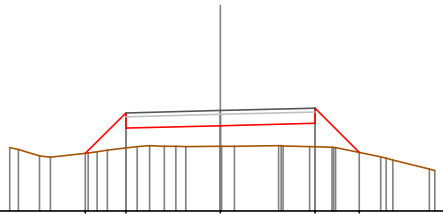



Quote	280.50	281.15	281.21	281.27	280.24
Parziali	1.05	2.50	2.50	1.43	
Sviluppata Par.	1.48	2.50	2.50	2.02	
Sviluppata	0.00	1.48	3.98	6.48	8.51
Progressiva	-3.55	-2.50	0.00	2.50	3.93
Dislivelli	0.00	-0.92	-0.54	-0.74	0.00

Sezione: 42  
 Progressiva: 389.848  
 Q. Progetto: 281.656

Scala H 1/200.00  
 Scala V 1/200.00

279.00  

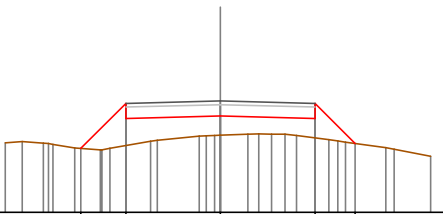



Quote	280.82	281.19	281.26	281.32	280.85
Parziali	1.07	2.50	2.50	1.17	
Sviluppata Par.	1.52	2.50	2.50	1.66	
Sviluppata	0.00	1.52	4.02	6.52	8.17
Progressiva	-3.57	-2.50	0.00	2.50	3.67
Dislivelli	0.00	-0.92	-0.55	-0.62	0.00

Sezione: 43  
 Progressiva: 400.000  
 Q. Progetto: 281.947

Scala H 1/200.00  
 Scala V 1/200.00

279.00  

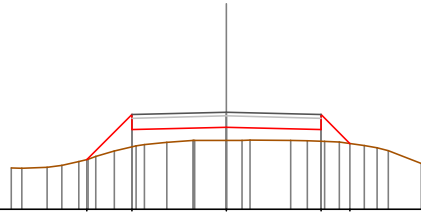



Quote	280.89	281.48	281.55	281.61	280.82
Parziali	1.19	2.50	2.50	1.06	
Sviluppata Par.	1.68	2.50	2.50	1.50	
Sviluppata	0.00	1.68	4.18	6.68	8.19
Progressiva	-3.69	-2.50	0.00	2.50	3.56
Dislivelli	0.00	-1.12	-0.51	-0.51	-0.00

Sezione: 44  
 Progressiva: 420.000  
 Q. Progetto: 282.567

Scala H 1/200.00  
 Scala V 1/200.00

280.00

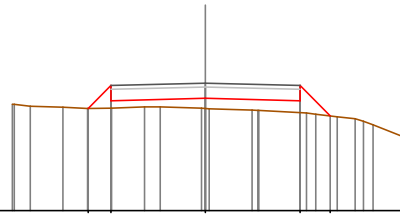


Quote	281.31	282.10	282.17	282.10	281.74
Parziali	1.20	2.50	2.50	0.77	
Sviluppata Par.	1.69	2.50	2.50	1.09	
Sviluppata	0.00	1.69	4.19	6.69	7.78
Progressiva	-3.70	-2.50	0.00	2.50	3.27
Dislivelli	0.00	-0.85	-0.35	-0.31	0.00

Sezione: 45  
 Progressiva: 440.000  
 Q. Progetto: 283.369

Scala H 1/200.00  
 Scala V 1/200.00

280.00

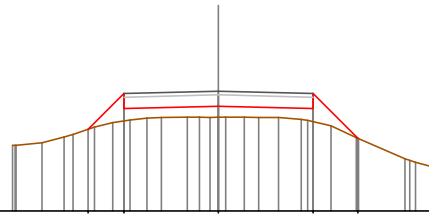


Quote	282.70	282.91	282.97	282.91	282.50
Parziali	0.60	2.50	2.50	0.80	
Sviluppata Par.	0.85	2.50	2.50	1.14	
Sviluppata	0.00	0.85	3.36	5.86	6.99
Progressiva	-3.10	-2.50	0.00	2.50	3.30
Dislivelli	0.00	-0.60	-0.27	-0.32	0.00

Sezione: 46  
 Progressiva: 460.000  
 Q. Progetto: 284.171

Scala H 1/200.00  
 Scala V 1/200.00

281.00

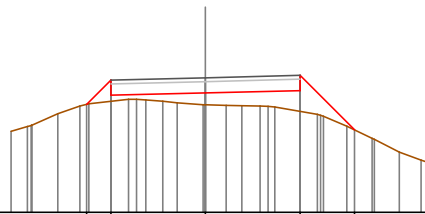


Quote	280.16	280.71	280.77	280.71	280.02
Parziali	0.95	2.50	2.50	1.18	
Sviluppata Par.	1.34	2.50	2.50	1.68	
Sviluppata	0.00	1.34	3.84	6.34	8.01
Progressiva	-3.45	-2.50	0.00	2.50	3.68
Dislivelli	0.00	-0.73	-0.29	-0.35	0.00

Sezione: 47  
 Progressiva: 469.673  
 Q. Progetto: 284.559

Scala H 1/200.00  
 Scala V 1/200.00

281.00

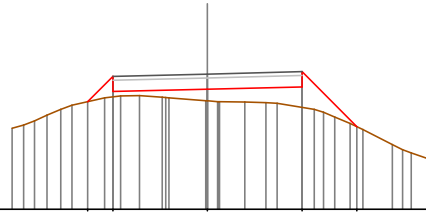


Quote	283.06	284.10	284.16	284.22	283.18
Parziali	0.64	2.50	2.50	1.44	
Sviluppata Par.	0.91	2.50	2.50	2.03	
Sviluppata	0.00	0.91	3.41	5.91	7.94
Progressiva	-3.14	-2.50	0.00	2.50	3.94
Dislivelli	0.00	-0.56	-0.32	-0.55	0.00

Sezione: 48  
 Progressiva: 470.000  
 Q. Progetto: 284.572

Scala H 1/200.00  
 Scala V 1/200.00

281.00

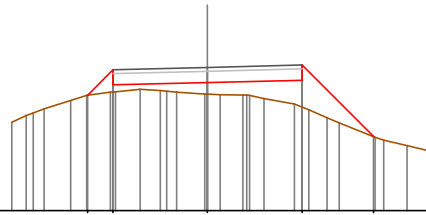


Quote		283.84	284.11	284.17	284.23	283.18
Parziali		0.67	2.50	2.50	1.45	
Sviluppata Par.		0.94	2.50	2.50	2.05	
Sviluppata		-0.00 + 0.00	-0.94 + 0.94	-3.44 + 3.44	-5.94 + 5.94	-8.00 + 8.00
Progressiva		-3.17	-2.50	0.00	2.50	-3.95
Dislivelli		-0.00	-0.54	-0.31	-0.54	0.00

Sezione: 49  
 Progressiva: 475.310  
 Q. Progetto: 284.785

Scala H 1/200.00  
 Scala V 1/200.00

281.00

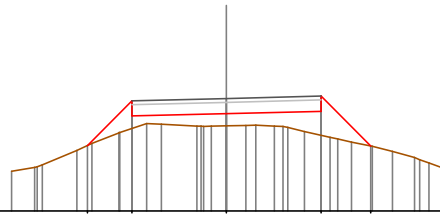


Quote		284.05	284.32	284.39	284.45	282.96
Parziali		0.67	2.50	2.50	1.89	
Sviluppata Par.		0.95	2.50	2.50	2.67	
Sviluppata		-0.00 + 0.00	-0.95 + 0.95	-3.45 + 3.45	-5.95 + 5.95	-8.62 + 8.62
Progressiva		-3.17	-2.50	0.00	2.50	4.39
Dislivelli		-0.00	-0.58	-0.31	-0.71	-0.00

Sezione: 50  
 Progressiva: 480.000  
 Q. Progetto: 284.974

Scala H 1/200.00  
 Scala V 1/200.00

282.00

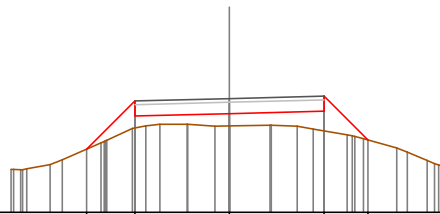


Quote		283.73	284.51	284.57	284.44	283.72
Parziali		1.18	2.50	2.50	1.32	
Sviluppata Par.		1.67	2.50	2.50	1.86	
Sviluppata		0.00 + 0.00	-3.68 + 1.67	-4.17 + 4.17	-6.67 + 6.67	-8.54 + 8.54
Progressiva		-3.68	-2.50	0.00	2.50	3.82
Dislivelli		-0.00	-0.73	-0.32	-0.63	0.00

Sezione: 51  
 Progressiva: 480.946  
 Q. Progetto: 285.012

Scala H 1/200.00  
 Scala V 1/200.00

282.00

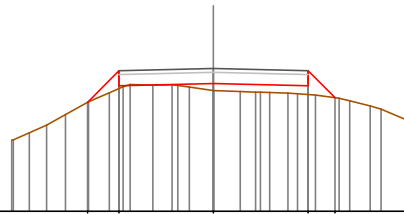


Quote		283.07	284.05	284.01	284.07	283.01
Parziali		1.28	2.50	2.50	1.16	
Sviluppata Par.		1.81	2.50	2.50	1.64	
Sviluppata		-0.00 + 0.00	-3.78 + 1.81	-4.31 + 4.31	-6.81 + 6.81	-8.45 + 8.45
Progressiva		-3.78	-2.50	0.00	2.50	3.66
Dislivelli		-0.00	-0.72	-0.33	-0.52	0.00

Sezione: 52  
 Progressiva: 500.000  
 Q. Progetto: 285.776

Scala H 1/200.00  
 Scala V 1/200.00

282.00

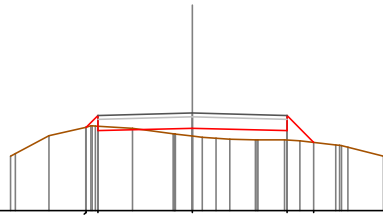


Quote	294.88	295.31	295.38	295.31	295.00
Parziali	0.83	2.50	2.50	0.71	
Sviluppata Par.	1.18	2.50	2.50	1.01	
Sviluppata	0.00	-3.33	0.00	-6.18	7.19
Progressiva	-0.47	-2.50	1.18	3.68	-0.00
Dislivelli	0.00	-0.47	-0.18	-0.23	-0.00

Sezione: 53  
 Progressiva: 520.000  
 Q. Progetto: 286.578

Scala H 1/200.00  
 Scala V 1/200.00

284.00

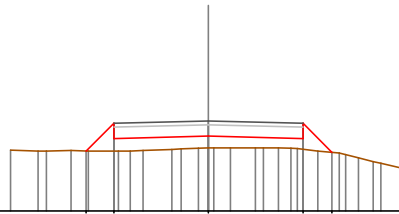


Quote	236.20	236.12	236.18	236.12	235.81
Parziali	0.31	2.50	2.50	0.71	
Sviluppata Par.	0.44	2.50	2.50	1.00	
Sviluppata	0.00	-2.81	0.00	-5.44	6.45
Progressiva	-0.28	-2.50	0.44	2.94	-0.00
Dislivelli	0.00	-0.28	-0.21	-0.25	0.00

Sezione: 54  
 Progressiva: 540.000  
 Q. Progetto: 287.380

Scala H 1/200.00  
 Scala V 1/200.00

285.00

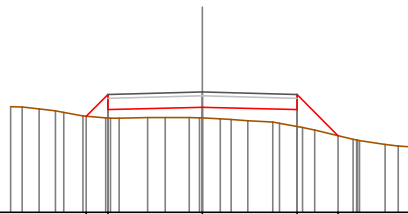


Quote	296.96	296.92	296.96	296.92	296.55
Parziali	0.73	2.50	2.50	0.77	
Sviluppata Par.	1.04	2.50	2.50	1.09	
Sviluppata	0.00	-3.23	0.00	-6.04	7.13
Progressiva	-0.73	-2.50	1.04	3.54	-0.00
Dislivelli	0.00	-0.73	-0.31	-0.28	0.00

Sezione: 55  
 Progressiva: 560.000  
 Q. Progetto: 288.182

Scala H 1/200.00  
 Scala V 1/200.00

285.00



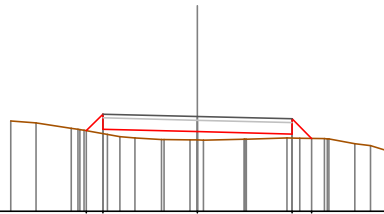
Quote	287.95	287.72	287.75	287.72	287.03
Parziali	0.57	2.50	2.50	1.09	
Sviluppata Par.	0.81	2.50	2.50	1.54	
Sviluppata	0.00	-3.07	0.00	-5.81	7.36
Progressiva	-0.62	-2.50	0.81	3.31	-0.00
Dislivelli	0.00	-0.62	-0.29	-0.45	-0.00



Sezione: 56  
 Progressiva: 571.746  
 Q. Progetto: 288.504

Scala H 1/200.00  
 Scala V 1/200.00

286.00

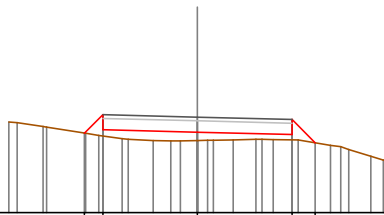


Quote	286.13 286.17	286.10	286.04 287.92
Parziali	0.44	2.50	2.50 0.62
Sviluppata Par.	0.62	2.50	2.50 0.73
Sviluppata	0.00 0.62	3.12	5.62 6.36
Progressiva	-2.94 -2.50	0.00	2.50 3.02
Dislivelli	-0.00 -0.51	-0.22	-0.11 -0.00

Sezione: 57  
 Progressiva: 573.328  
 Q. Progetto: 288.526

Scala H 1/200.00  
 Scala V 1/200.00

286.00

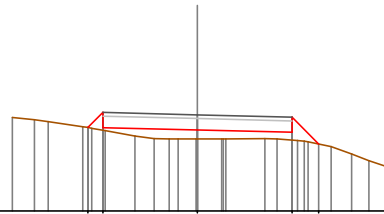


Quote	286.10 286.19	286.13	286.06 287.95
Parziali	0.49	2.50	2.50 0.62
Sviluppata Par.	0.69	2.50	2.50 0.87
Sviluppata	0.00 0.69	3.19	5.69 6.56
Progressiva	-2.99 -2.50	0.00	2.50 3.12
Dislivelli	-0.00 -0.56	-0.22	-0.14 -0.00

Sezione: 58  
 Progressiva: 574.911  
 Q. Progetto: 288.544

Scala H 1/200.00  
 Scala V 1/200.00

286.00

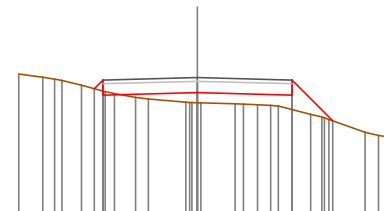


Quote	286.21 286.21	286.14	286.06 287.77
Parziali	0.40	2.50	2.50 0.71
Sviluppata Par.	0.56	2.50	2.50 1.00
Sviluppata	0.00 0.56	3.06	5.56 6.57
Progressiva	-2.90 -2.50	0.00	2.50 3.21
Dislivelli	0.00 0.47	-0.24	-0.21 -0.00

Sezione: 59  
 Progressiva: 580.000  
 Q. Progetto: 288.565

Scala H 1/200.00  
 Scala V 1/200.00

285.00

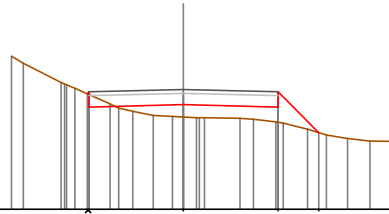


Quote	288.27 288.10	288.17	288.10 287.62
Parziali	0.23	2.50	2.50 1.08
Sviluppata Par.	0.32	2.50	2.50 1.53
Sviluppata	0.00 0.32	2.82	5.33 6.85
Progressiva	-2.73 -2.50	0.00	2.50 3.58
Dislivelli	-0.00 -0.29	-0.26	-0.38 -0.00

Sezione: 60  
 Progressiva: 600.000  
 Q. Progetto: 288.164

Scala H 1/200.00  
 Scala V 1/200.00

285.00

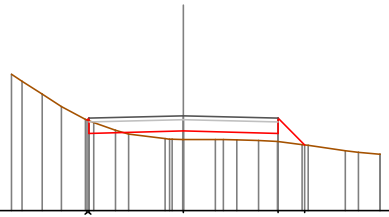


Quote	288.05	287.70	287.76	287.70	287.02
Parziali		2.50	2.50	1.08	
Sviluppata Par.		2.50	2.50	1.52	
Sviluppata	0.00	0.07	2.57	5.07	6.59
Progressiva	-0.00	-2.55	0.00	2.50	-3.58
Dislivelli	0.00	0.07	-0.33	-0.40	0.00

Sezione: 61  
 Progressiva: 620.000  
 Q. Progetto: 287.506

Scala H 1/200.00  
 Scala V 1/200.00

285.00

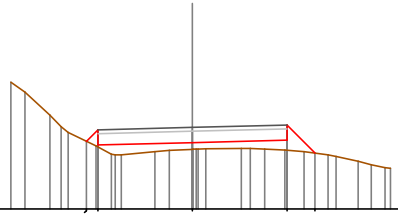


Quote	287.39	287.04	287.11	287.04	286.74
Parziali		2.50	2.50	0.71	
Sviluppata Par.		2.50	2.50	1.00	
Sviluppata	0.00	0.07	2.57	5.07	6.07
Progressiva	-0.00	-2.55	0.00	2.50	-3.21
Dislivelli	0.00	0.07	-0.22	-0.22	0.00

Sezione: 62  
 Progressiva: 630.614  
 Q. Progetto: 287.157

Scala H 1/200.00  
 Scala V 1/200.00

285.00

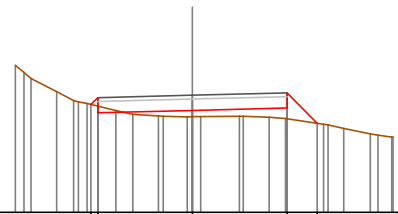


Quote	286.79	286.69	286.76	286.62	286.48
Parziali		0.30	2.50	2.50	0.74
Sviluppata Par.		0.15	2.50	2.50	1.04
Sviluppata	0.00	0.43	2.93	5.43	6.48
Progressiva	-0.00	-2.80	0.00	2.50	-3.24
Dislivelli	0.00	0.45	-0.18	-0.26	0.00

Sezione: 63  
 Progressiva: 632.437  
 Q. Progetto: 287.097

Scala H 1/200.00  
 Scala V 1/200.00

284.00

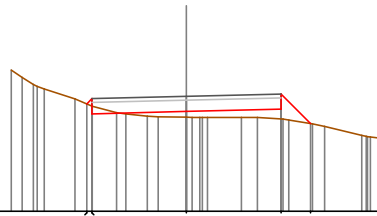


Quote	286.65	286.63	286.70	286.76	286.55
Parziali		0.10	2.50	2.50	0.80
Sviluppata Par.		0.05	2.50	2.50	1.14
Sviluppata	0.00	0.26	2.76	5.26	6.40
Progressiva	-0.00	-2.68	0.00	2.50	-3.30
Dislivelli	0.00	-0.23	-0.17	-0.28	-0.00

Sezione: 64  
 Progressiva: 634.259  
 Q. Progetto: 287.037

Scala H 1/200.00  
 Scala V 1/200.00

284.00

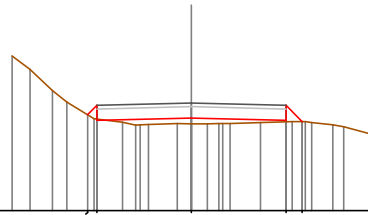


Quote	286.84	286.57	286.64	286.70	286.32
Parziali		2.50	2.50	0.78	
Sviluppata Par.		2.50	2.50	1.10	
Sviluppata	0.00	0.00	2.70	5.20	6.30
Progressiva	0.00	-2.64	0.00	-2.50	-3.28
Dislivelli	0.00	0.20	-0.15	-0.28	0.00

Sezione: 65  
 Progressiva: 640.000  
 Q. Progetto: 286.848

Scala H 1/200.00  
 Scala V 1/200.00

284.00

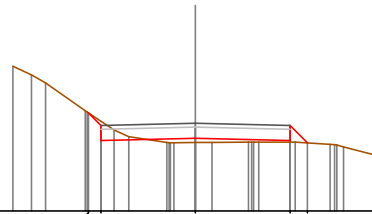


Quote	286.84	286.39	286.45	286.39	286.36
Parziali		0.35	2.50	2.50	0.43
Sviluppata Par.		0.35	2.50	2.50	0.61
Sviluppata	0.00	0.00	2.85	5.35	5.96
Progressiva	0.00	-2.75	0.00	-2.50	-2.93
Dislivelli	0.00	0.36	-0.15	-0.04	0.00

Sezione: 66  
 Progressiva: 660.000  
 Q. Progetto: 286.322

Scala H 1/200.00  
 Scala V 1/200.00

284.00

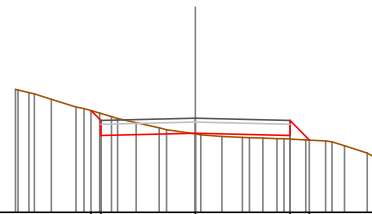


Quote	286.69	286.66	286.52	286.66	286.60
Parziali		0.33	2.50	2.50	0.46
Sviluppata Par.		0.47	2.50	2.50	0.65
Sviluppata	0.00	0.00	2.97	5.47	6.12
Progressiva	0.00	-2.83	0.00	-2.50	-2.96
Dislivelli	0.00	-0.11	-0.11	-0.04	0.00

Sezione: 67  
 Progressiva: 680.000  
 Q. Progetto: 286.492

Scala H 1/200.00  
 Scala V 1/200.00

284.00

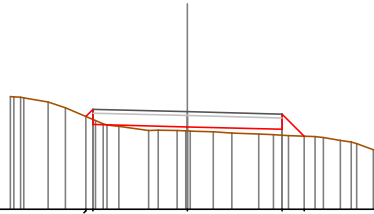


Quote	286.63	286.03	286.09	286.03	286.04
Parziali		0.37	2.50	2.50	0.52
Sviluppata Par.		0.37	2.50	2.50	0.73
Sviluppata	0.00	0.00	2.87	5.37	6.10
Progressiva	0.00	-2.76	0.00	-2.50	-3.02
Dislivelli	0.00	-0.19	-0.02	-0.09	0.00

Sezione: 68  
 Progressiva: 684.452  
 Q. Progetto: 286.577

Scala H 1/200.00  
 Scala V 1/200.00

284.00

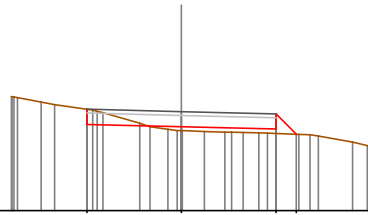


Quote	286.45 286.24	286.18	286.11 286.03
Parziali	2.50	2.50	0.59
Sviluppata Par.	2.50	2.50	0.63
Sviluppata	0.00 -0.26	2.77	5.27 6.10
Progressiva	-2.69 -2.50	0.00	2.50 3.09
Dislivelli	0.00 -0.27	-0.11	-0.16 -0.00

Sezione: 69  
 Progressiva: 686.620  
 Q. Progetto: 286.618

Scala H 1/200.00  
 Scala V 1/200.00

284.00

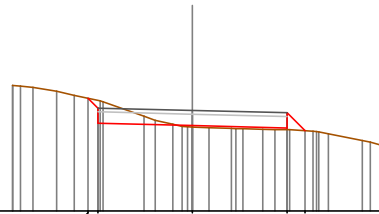


Quote	286.28	286.22	286.16 286.02
Parziali	2.50	2.50	0.54
Sviluppata Par.	2.50	2.50	0.76
Sviluppata	0.00	2.50	5.00 5.76
Progressiva	-2.50	0.00	2.50 3.04
Dislivelli	-0.00	-0.10	-0.12 0.00

Sezione: 70  
 Progressiva: 688.787  
 Q. Progetto: 286.659

Scala H 1/200.00  
 Scala V 1/200.00

284.00

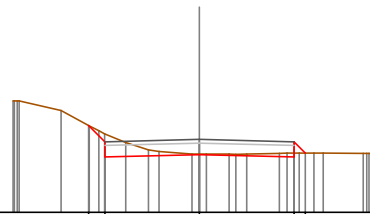


Quote	286.84 286.52	286.26	286.20 286.12
Parziali	2.50	2.50	0.47
Sviluppata Par.	2.50	2.50	0.67
Sviluppata	0.00 0.37	2.87	5.37 6.04
Progressiva	-2.76 -2.50	0.00	2.50 2.97
Dislivelli	0.00 -0.21	-0.04	-0.05 0.00

Sezione: 71  
 Progressiva: 700.000  
 Q. Progetto: 286.930

Scala H 1/200.00  
 Scala V 1/200.00

285.00

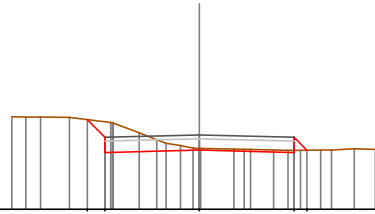


Quote	287.20 286.47	286.53	286.47 286.07
Parziali	0.43	2.50	2.50 0.32
Sviluppata Par.	0.61	2.50	2.50 0.42
Sviluppata	0.00 0.61	3.11	5.61 6.03
Progressiva	-2.93 -2.50	0.00	2.50 2.80
Dislivelli	0.00 -0.21	-0.01	-0.10 -0.00

Sezione: 72  
 Progressiva: 720.000  
 Q. Progetto: 287.962

Scala H 1/200.00  
 Scala V 1/200.00

286.00

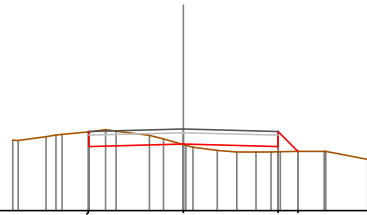


Quote	286.37 287.50	287.56	287.50 287.56
Parziali	0.47	2.50	2.50
Sviluppata Par.	0.66	2.50	0.49
Sviluppata	0.00	3.16	5.66
Progressiva	-2.97 -2.50	0.00	2.50 2.84
Dislivelli	-0.00 -0.41	-0.05	-0.05 0.00

Sezione: 73  
 Progressiva: 740.000  
 Q. Progetto: 289.157

Scala H 1/200.00  
 Scala V 1/200.00

287.00

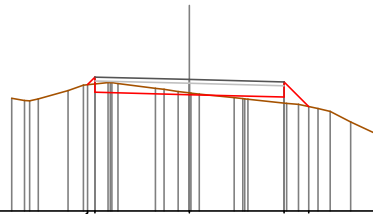


Quote	288.69	288.76	288.69 288.96
Parziali	2.50	2.50	0.53
Sviluppata Par.	2.50	2.50	0.75
Sviluppata	0.00	2.50	5.00
Progressiva	-2.51	0.00	2.50 3.03
Dislivelli	0.00	-0.02	-0.14 0.00

Sezione: 74  
 Progressiva: 745.549  
 Q. Progetto: 289.477

Scala H 1/200.00  
 Scala V 1/200.00

286.00

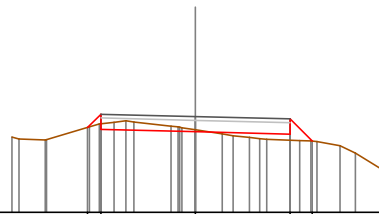


Quote	289.34 289.14	289.08	289.01 288.76
Parziali	2.50	2.50	0.65
Sviluppata Par.	2.50	2.50	0.93
Sviluppata	0.00	2.78	5.28
Progressiva	-2.70 -2.50	0.00	2.50 3.15
Dislivelli	0.00 0.18	-0.05	-0.16 0.00

Sezione: 75  
 Progressiva: 746.666  
 Q. Progetto: 289.534

Scala H 1/200.00  
 Scala V 1/200.00

287.00

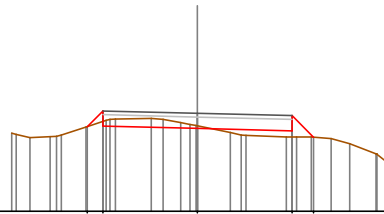


Quote	289.34 289.20	289.13	289.07 288.89
Parziali	0.35	2.50	2.50
Sviluppata Par.	0.50	2.50	0.83
Sviluppata	0.00	3.00	5.50
Progressiva	-2.65 -2.50	0.00	2.50 3.08
Dislivelli	0.00 0.25	-0.05	-0.16 -0.00

Sezione: 76  
 Progressiva: 747.783  
 Q. Progetto: 289.590

Scala H 1/200.00  
 Scala V 1/200.00

287.00

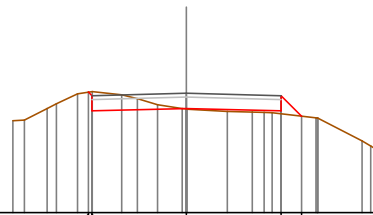


Quote	289.24 289.25	289.19	289.13 289.05
Parziali	0.00 0.42	2.50	2.50 0.57
Sviluppata Par.	0.59	2.50	2.50 0.81
Sviluppata	0.00 0.59	3.09	5.59 6.40
Progressiva	-2.92 -2.50	0.00	2.50 3.07
Dislivelli	0.00 -0.28	-0.07	-0.16 -0.00

Sezione: 77  
 Progressiva: 760.000  
 Q. Progetto: 290.155

Scala H 1/200.00  
 Scala V 1/200.00

287.00

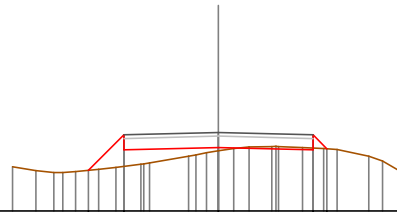


Quote	290.19 290.09	290.75	290.09 290.05
Parziali	0.00 0.14	2.50	2.50 0.55
Sviluppata Par.	0.00 0.14	2.50	2.50 0.77
Sviluppata	0.00 0.14	2.64	5.14 5.91
Progressiva	-2.60 -2.50	0.00	2.50 3.05
Dislivelli	0.00 -0.11	-0.02	-0.08 0.00

Sezione: 78  
 Progressiva: 780.000  
 Q. Progetto: 291.078

Scala H 1/200.00  
 Scala V 1/200.00

289.00

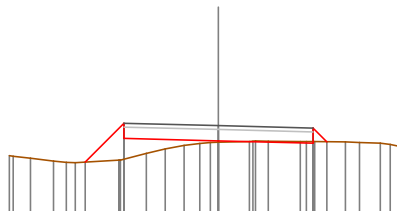


Quote	290.07 290.02	290.08	290.02 290.04
Parziali	0.94	2.50	2.50 0.37
Sviluppata Par.	1.33	2.50	2.50 0.53
Sviluppata	0.00 1.33	3.83	6.34 6.86
Progressiva	-3.44 -2.50	0.00	2.50 2.87
Dislivelli	0.00 0.84	0.09	-0.05 0.00

Sezione: 79  
 Progressiva: 784.354  
 Q. Progetto: 291.294

Scala H 1/200.00  
 Scala V 1/200.00

289.00

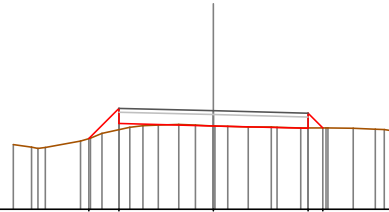


Quote	290.35 290.06	290.09	290.03 290.07
Parziali	1.03	2.50	2.50 0.36
Sviluppata Par.	1.45	2.50	2.50 0.51
Sviluppata	0.00 1.45	3.95	6.45 6.97
Progressiva	-3.53 -2.50	0.00	2.50 2.86
Dislivelli	0.00 -0.95	-0.04	-0.04 0.00

Sezione: 80  
 Progressiva: 790.000  
 Q. Progetto: 291.603

Scala H 1/200.00  
 Scala V 1/200.00

289.00

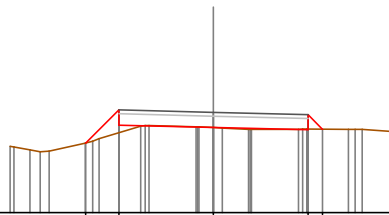


Quote		290.87	291.27	291.20	291.14	291.15
Parziali		0.80	2.50	2.50	0.39	
Sviluppata Par.		1.13	2.50	2.50	0.55	
Sviluppata		0.00	1.13	3.63	6.13	6.68
Progressiva		-3.30	-2.50	0.00	2.50	2.89
Dislivelli		0.00	0.56	0.00	-0.01	-0.00

Sezione: 81  
 Progressiva: 790.869  
 Q. Progetto: 291.651

Scala H 1/200.00  
 Scala V 1/200.00

289.00

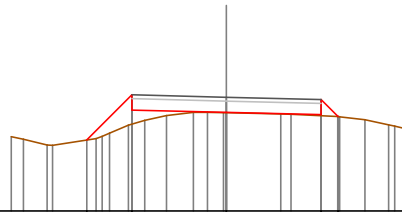


Quote		290.84	291.31	291.25	291.19	291.20
Parziali		0.88	2.50	2.50	0.38	
Sviluppata Par.		1.24	2.50	2.50	0.54	
Sviluppata		0.00	1.24	3.74	6.24	6.79
Progressiva		-3.38	-2.50	0.00	2.50	2.88
Dislivelli		0.00	0.60	0.00	-0.02	-0.00

Sezione: 82  
 Progressiva: 797.384  
 Q. Progetto: 292.008

Scala H 1/200.00  
 Scala V 1/200.00

289.00

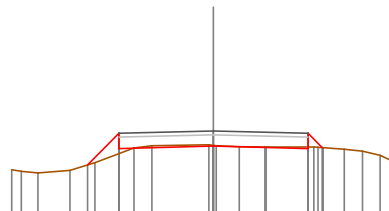


Quote		290.88	291.67	291.61	291.65	291.50
Parziali		1.19	2.50	2.50	0.45	
Sviluppata Par.		1.69	2.50	2.50	0.63	
Sviluppata		0.00	1.69	4.19	6.69	7.32
Progressiva		-3.69	-2.50	0.00	2.50	2.96
Dislivelli		0.00	0.77	0.01	-0.03	-0.00

Sezione: 83  
 Progressiva: 800.000  
 Q. Progetto: 292.152

Scala H 1/200.00  
 Scala V 1/200.00

290.00

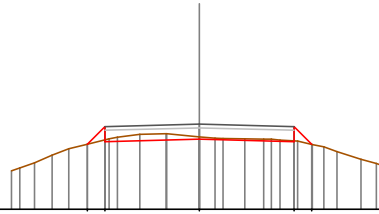


Quote		291.26	291.69	291.75	291.69	291.71
Parziali		0.83	2.50	2.50	0.38	
Sviluppata Par.		1.18	2.50	2.50	0.54	
Sviluppata		0.00	1.18	3.68	6.18	6.72
Progressiva		-3.33	-2.50	0.00	2.50	2.86
Dislivelli		0.00	0.54	-0.02	-0.04	-0.00

Sezione: 84  
 Progressiva: 820.000  
 Q. Progetto: 293.249

Scala H 1/200.00  
 Scala V 1/200.00

291.00

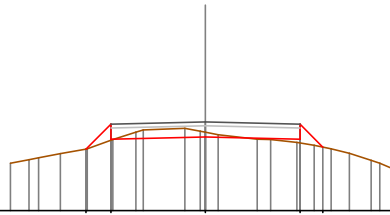


Quote	292.72	292.79	292.85	292.79	292.72
Parziali	0.47	2.50	2.50	0.47	
Sviluppata Par.	0.66	2.50	2.50	0.67	
Sviluppata	0.00	0.66	3.16	5.66	6.33
Progressiva	-0.00	-2.97	0.00	2.50	2.97
Dislivelli	-0.36	-2.50	-0.07	-0.02	-0.00

Sezione: 85  
 Progressiva: 840.000  
 Q. Progetto: 294.346

Scala H 1/200.00  
 Scala V 1/200.00

292.00

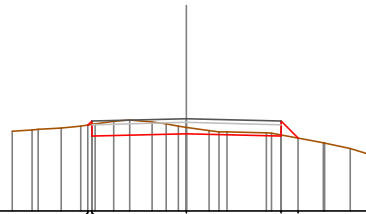


Quote	292.62	292.88	292.95	292.88	292.67
Parziali	0.66	2.50	2.50	0.61	
Sviluppata Par.	0.94	2.50	2.50	0.86	
Sviluppata	0.00	0.94	3.44	5.94	6.80
Progressiva	-0.00	-3.16	0.00	2.50	3.11
Dislivelli	-0.43	-2.50	-0.13	-0.09	0.00

Sezione: 86  
 Progressiva: 860.000  
 Q. Progetto: 295.443

Scala H 1/200.00  
 Scala V 1/200.00

293.00

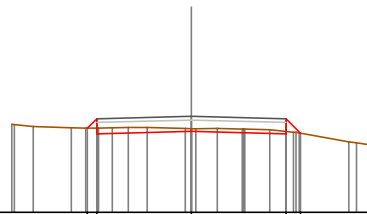


Quote	293.27	293.85	293.94	293.85	293.60
Parziali		2.50	2.50	0.45	
Sviluppata Par.		2.50	2.50	0.64	
Sviluppata	0.00	0.15	2.65	5.15	5.79
Progressiva	-0.00	-2.61	0.00	2.50	2.95
Dislivelli	-0.09	-2.50	-0.17	-0.03	0.00

Sezione: 87  
 Progressiva: 880.000  
 Q. Progetto: 296.540

Scala H 1/200.00  
 Scala V 1/200.00

294.00



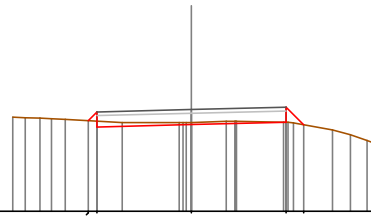
Quote	293.25	293.68	293.94	293.68	293.10
Parziali	0.25	2.50	2.50	0.38	
Sviluppata Par.	0.33	2.50	2.50	0.54	
Sviluppata	0.00	0.35	2.85	5.36	5.90
Progressiva	-0.00	-2.75	0.00	2.50	2.86
Dislivelli	-0.25	-2.50	-0.07	-0.06	-0.00



Sezione: 88  
 Progressiva: 882.714  
 Q. Progetto: 296.689

Scala H 1/200.00  
 Scala V 1/200.00

294.00

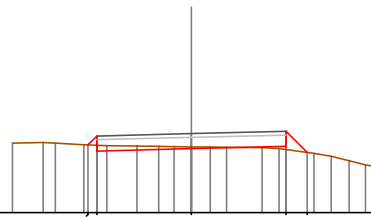


Quote	296.40 296.23	296.29	296.35 296.29
Parziali	0.33 2.50	2.50	0.47
Sviluppata Par.	0.33 2.50	2.50	0.66
Sviluppata	0.00 0.33	2.83	5.33 5.99
Progressiva	-0.00 -0.24	0.00	2.50 2.97
Dislivelli		-0.06	-0.00

Sezione: 89  
 Progressiva: 890.000  
 Q. Progetto: 297.088

Scala H 1/200.00  
 Scala V 1/200.00

295.00

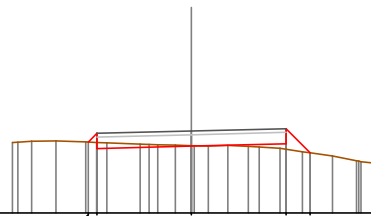


Quote	296.79 296.63	296.69	296.75 296.69
Parziali	0.33 2.50	2.50	0.56
Sviluppata Par.	0.33 2.50	2.50	0.79
Sviluppata	0.00 0.33	2.83	5.33 6.13
Progressiva	-0.00 -0.24	0.00	2.50 3.06
Dislivelli		-0.05	-0.08

Sezione: 90  
 Progressiva: 891.463  
 Q. Progetto: 297.169

Scala H 1/200.00  
 Scala V 1/200.00

295.00

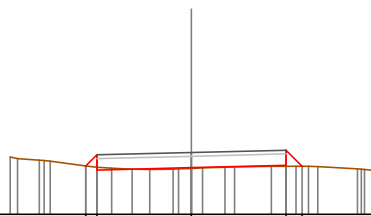


Quote	296.87 296.71	296.77	296.83 296.69
Parziali	0.33 2.50	2.50	0.64
Sviluppata Par.	0.33 2.50	2.50	0.91
Sviluppata	0.00 0.33	2.83	5.33 6.23
Progressiva	-0.00 -0.25	0.00	2.50 3.14
Dislivelli		-0.01	-0.14

Sezione: 91  
 Progressiva: 900.000  
 Q. Progetto: 297.637

Scala H 1/200.00  
 Scala V 1/200.00

296.00

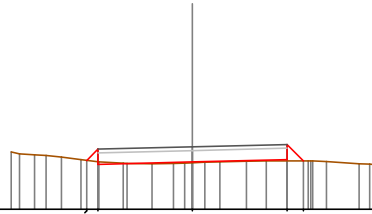


Quote	297.28 297.17	297.24	297.30 297.27
Parziali	0.33 2.50	2.50	0.43
Sviluppata Par.	0.33 2.50	2.50	0.61
Sviluppata	0.00 0.42	2.92	5.42 6.03
Progressiva	-0.00 -0.33	0.00	2.50 2.93
Dislivelli		-0.02	-0.03

Sezione: 92  
 Progressiva: 900.211  
 Q. Progetto: 297.649

Scala H 1/200.00  
 Scala V 1/200.00

296.00

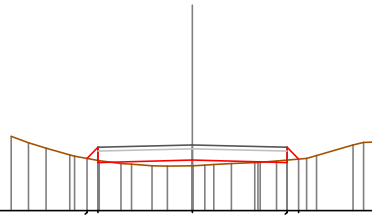


Quote	297.29	297.19	297.25	297.31	297.28
Parziali	0.30	2.50	2.50	0.43	
Sviluppata Par.	0.42	2.50	2.50	0.61	0.43
Sviluppata	0.00	0.42	2.92	5.42	6.03
Progressiva	2.80	2.50	0.00	2.50	2.93
Dislivelli	0.00	-0.33	-0.02	-0.03	-0.00

Sezione: 93  
 Progressiva: 920.000  
 Q. Progetto: 298.734

Scala H 1/200.00  
 Scala V 1/200.00

297.00

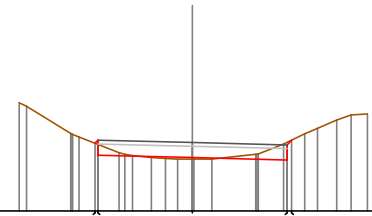


Quote	298.38	298.27	298.33	298.27	298.38
Parziali	0.33	2.50	2.50	0.31	
Sviluppata Par.	0.41	2.50	2.50	0.44	0.31
Sviluppata	0.00	0.41	2.91	5.41	5.85
Progressiva	2.79	2.50	0.00	2.50	2.81
Dislivelli	0.00	-0.34	-0.15	-0.07	0.00

Sezione: 94  
 Progressiva: 939.642  
 Q. Progetto: 299.811

Scala H 1/200.00  
 Scala V 1/200.00

298.00

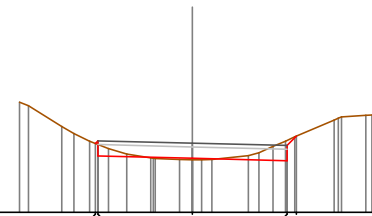


Quote	299.79	299.47	299.41	299.35	299.07
Parziali		2.50	2.50		
Sviluppata Par.		2.50	2.50		
Sviluppata	0.00	0.11	2.61	5.11	5.29
Progressiva	2.58	2.50	0.00	2.50	2.62
Dislivelli	-0.00	-0.11	0.04	-0.47	-0.00

Sezione: 95  
 Progressiva: 940.000  
 Q. Progetto: 299.831

Scala H 1/200.00  
 Scala V 1/200.00

298.00

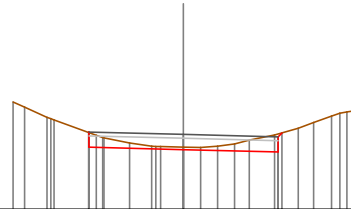


Quote	299.82	299.48	299.43	299.37	299.07
Parziali		2.50	2.50		
Sviluppata Par.		2.50	2.50		
Sviluppata	0.00	0.10	2.60	5.10	5.45
Progressiva	2.57	2.50	0.00	2.50	2.74
Dislivelli	-0.00	-0.10	-0.04	-0.53	-0.00

Sezione: 96  
 Progressiva: 942.881  
 Q. Progetto: 299.976

Scala H 1/200.00  
 Scala V 1/200.00

298.00

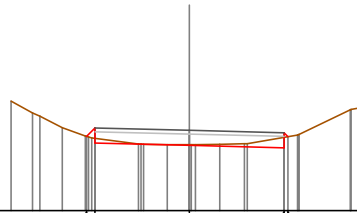


Quote	299.64	299.58	299.51	299.02
Parziali	2.50	2.50		
Sviluppata Par.	2.50	2.50		
Sviluppata	0.00	2.50	5.00	5.15
Progressiva	-2.51	0.00	2.50	2.60
Dislivelli	0.00	-0.06	-0.47	0.00

Sezione: 97  
 Progressiva: 946.120  
 Q. Progetto: 300.123

Scala H 1/200.00  
 Scala V 1/200.00

298.00

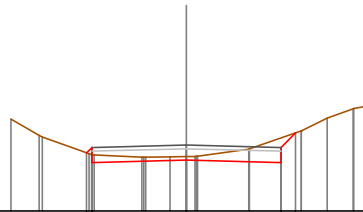


Quote	299.96	299.79	299.72	299.66	299.96
Parziali	2.50	2.50			
Sviluppata Par.	2.50	2.50			
Sviluppata	0.00	0.32	2.82	5.32	5.46
Progressiva	-2.72	-2.50	0.00	2.50	2.60
Dislivelli	-0.00	-0.27	-0.02	-0.28	0.00

Sezione: 98  
 Progressiva: 960.000  
 Q. Progetto: 300.743

Scala H 1/200.00  
 Scala V 1/200.00

299.00

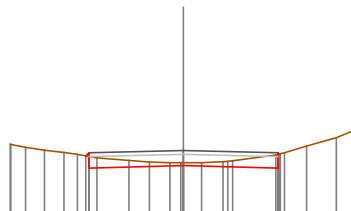


Quote	300.54	300.28	300.34	300.28	301.06
Parziali	2.50	2.50		0.38	
Sviluppata Par.	2.50	2.50		0.54	
Sviluppata	0.00	0.21	2.71	5.21	5.75
Progressiva	-2.65	-2.50	0.00	2.50	2.86
Dislivelli	0.00	-0.19	-0.10	-0.65	0.00

Sezione: 99  
 Progressiva: 980.000  
 Q. Progetto: 301.637

Scala H 1/200.00  
 Scala V 1/200.00

300.00

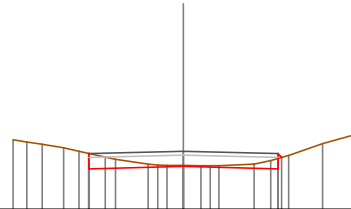


Quote	301.49	301.17	301.24	301.17	301.54
Parziali	2.50	2.50			
Sviluppata Par.	2.50	2.50			
Sviluppata	0.00	0.11	2.62	5.12	5.16
Progressiva	-2.58	-2.50	0.00	2.50	2.53
Dislivelli	0.00	-0.09	-0.08	-0.36	0.00

Sezione: 100  
 Progressiva: 1000.000  
 Q. Progetto: 302.530

Scala H 1/200.00  
 Scala V 1/200.00

301.00

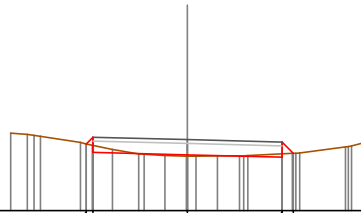


Quote	302.07	302.13	302.07	302.07
Parziali	2.50	2.50		
Sviluppata Par.	2.50	2.50		
Sviluppata	0.00	2.50	5.00	5.14
Progressiva	-2.51	0.00	2.50	2.60
Dislivelli	0.00	-0.02	-0.27	0.00

Sezione: 101  
 Progressiva: 1007.743  
 Q. Progetto: 302.876

Scala H 1/200.00  
 Scala V 1/200.00

301.00

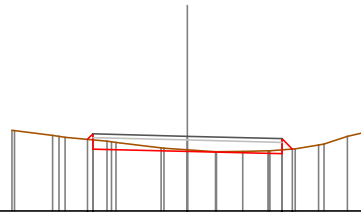


Quote	302.76	302.48	302.41	302.51
Parziali	2.50	2.50	0.30	
Sviluppata Par.	2.50	2.50	0.42	
Sviluppata	0.00	2.75	5.25	5.68
Progressiva	-2.68	0.00	2.50	2.80
Dislivelli	0.00	-0.04	-0.09	-0.00

Sezione: 102  
 Progressiva: 1010.000  
 Q. Progetto: 302.976

Scala H 1/200.00  
 Scala V 1/200.00

301.00

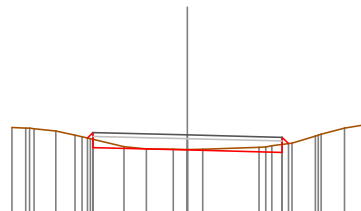


Quote	302.89	302.64	302.56	302.51	302.64
Parziali	2.50	2.50	0.30		
Sviluppata Par.	2.50	2.50	0.39		
Sviluppata	0.00	2.71	5.21	5.60	
Progressiva	-2.65	0.00	2.50	2.76	
Dislivelli	0.00	-0.04	-0.10	-0.00	

Sezione: 103  
 Progressiva: 1011.644  
 Q. Progetto: 303.050

Scala H 1/200.00  
 Scala V 1/200.00

301.00

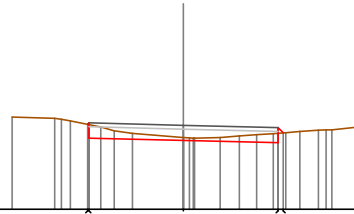


Quote	302.89	302.71	302.66	302.69	302.62
Parziali	2.50	2.50			
Sviluppata Par.	2.50	2.50			
Sviluppata	0.00	2.71	5.21	5.45	
Progressiva	-2.64	0.00	2.50	2.67	
Dislivelli	0.00	-0.01	-0.21	0.00	

Sezione: 104  
 Progressiva: 1015.544  
 Q. Progetto: 303.218

Scala H 1/200.00  
 Scala V 1/200.00

301.00

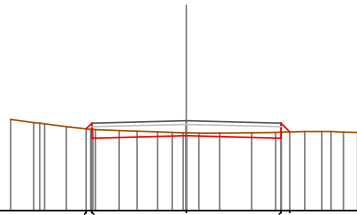


Quote	303.25	303.88	303.82	302.76	303.02
Parziali		2.50	2.50		
Sviluppata Par.		2.50	2.50		
Sviluppata	0.00	0.05	2.55	5.05	5.25
Progressiva	-2.53	-2.50	0.00	2.50	2.64
Dislivelli	0.00	0.04	-0.08	-0.25	0.00

Sezione: 105  
 Progressiva: 1020.000  
 Q. Progetto: 303.377

Scala H 1/200.00  
 Scala V 1/200.00

301.00

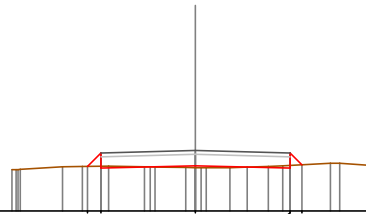


Quote	303.17	302.91	302.98	302.91	303.08
Parziali		2.50	2.50	0.21	
Sviluppata Par.		2.50	2.50	0.33	
Sviluppata	0.00	0.21	2.71	5.21	5.54
Progressiva	-2.65	-2.50	0.00	2.50	2.74
Dislivelli	0.00	0.16	-0.08	-0.16	0.00

Sezione: 106  
 Progressiva: 1040.000  
 Q. Progetto: 303.597

Scala H 1/200.00  
 Scala V 1/200.00

302.00

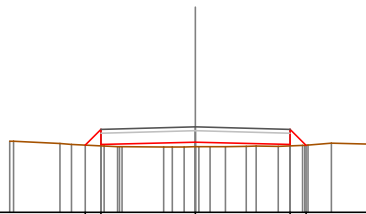


Quote	303.18	303.13	303.20	303.13	303.22
Parziali	0.35	2.50	2.50	0.31	
Sviluppata Par.	0.50	2.50	2.50	0.15	
Sviluppata	0.00	0.50	3.00	5.50	5.95
Progressiva	-2.85	-2.50	0.00	2.50	2.81
Dislivelli	-0.00	0.35	0.05	-0.07	0.00

Sezione: 107  
 Progressiva: 1060.000  
 Q. Progetto: 303.259

Scala H 1/200.00  
 Scala V 1/200.00

301.00

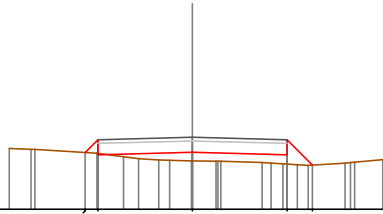


Quote	302.78	302.80	302.86	302.80	302.77
Parziali	0.42	2.50	2.50	0.42	
Sviluppata Par.	0.59	2.50	2.50	0.60	
Sviluppata	0.00	0.59	3.09	5.59	6.19
Progressiva	-2.92	-2.50	0.00	2.50	2.92
Dislivelli	0.00	0.44	-0.13	-0.04	-0.00

Sezione: 108  
 Progressiva: 1080.000  
 Q. Progetto: 302.901

Scala H 1/200.00  
 Scala V 1/200.00

301.00

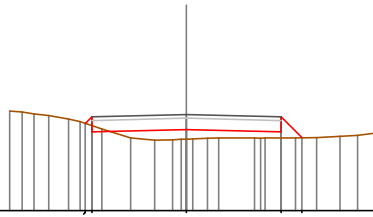


Quote	302.50	302.44	302.50	302.44	302.16
Parziali	0.34	2.50	2.50	0.68	
Sviluppata Par.	0.48	2.50	2.50	0.96	
Sviluppata	0.00	0.48	2.98	5.48	6.44
Progressiva	-0.00	-2.84	0.00	2.50	5.48
Dislivelli	-0.36	-2.50	0.00	2.50	3.18

Sezione: 109  
 Progressiva: 1100.000  
 Q. Progetto: 302.544

Scala H 1/200.00  
 Scala V 1/200.00

300.00

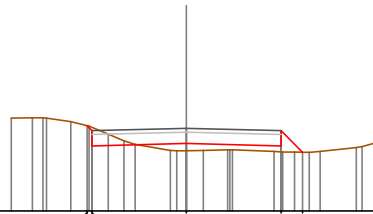


Quote	302.30	302.08	302.14	302.08	301.98
Parziali	0.32	2.50	2.50	0.55	
Sviluppata Par.	0.25	2.50	2.50	0.78	
Sviluppata	0.00	0.25	2.75	5.25	6.03
Progressiva	-0.00	-2.68	0.00	2.50	5.25
Dislivelli	-0.24	-2.50	0.00	3.05	6.03

Sezione: 110  
 Progressiva: 1120.000  
 Q. Progetto: 302.186

Scala H 1/200.00  
 Scala V 1/200.00

300.00

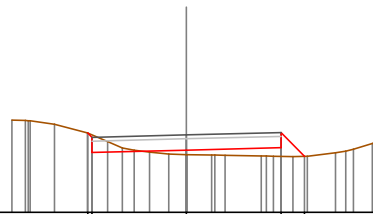


Quote	302.25	301.72	301.79	301.72	301.65
Parziali	0.33	2.50	2.50	0.57	
Sviluppata Par.	0.19	2.50	2.50	0.81	
Sviluppata	0.00	0.19	2.69	5.19	5.99
Progressiva	-0.00	-2.63	0.00	2.50	5.19
Dislivelli	-0.09	-2.50	0.00	3.07	5.99

Sezione: 111  
 Progressiva: 1127.748  
 Q. Progetto: 302.047

Scala H 1/200.00  
 Scala V 1/200.00

300.00

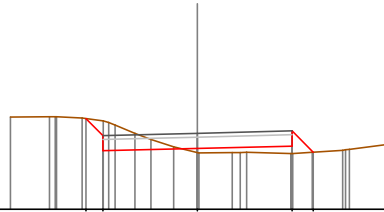


Quote	302.10	301.58	301.65	301.71	301.48
Parziali	0.32	2.50	2.50	0.62	
Sviluppata Par.	0.16	2.50	2.50	0.88	
Sviluppata	0.00	0.16	2.66	5.16	6.05
Progressiva	-0.00	-2.61	0.00	2.50	5.16
Dislivelli	-0.07	-2.50	0.00	3.12	6.05

Sezione: 112  
 Progressiva: 1130.000  
 Q. Progetto: 302.007

Scala H 1/200.00  
 Scala V 1/200.00

300.00

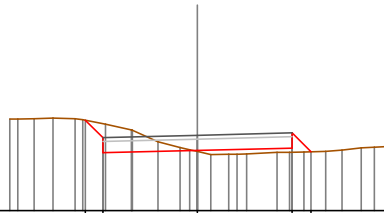


Quote		302.39 301.54		301.61		301.67 301.51
Parziali		0.45	2.50	2.50		0.56
Sviluppata Par.		0.64	2.50	2.50		0.79
Sviluppata		0.00		3.14		5.64
Progressiva		-2.95	-2.50	0.00		2.50
Dislivelli		-0.00	-0.39	-0.11		-0.20
						-0.00

Sezione: 113  
 Progressiva: 1130.934  
 Q. Progetto: 301.990

Scala H 1/200.00  
 Scala V 1/200.00

300.00

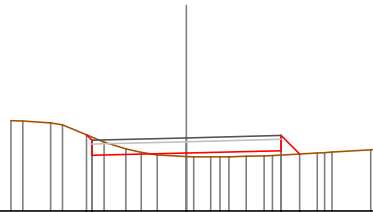


Quote		302.39 301.53		301.59		301.65 301.55
Parziali		0.46	2.50	2.50		0.50
Sviluppata Par.		0.65	2.50	2.50		0.71
Sviluppata		0.00		3.16		5.66
Progressiva		-2.96	-2.50	0.00		2.50
Dislivelli		-0.00	-0.37	-0.03		-0.11
						-0.00

Sezione: 114  
 Progressiva: 1134.120  
 Q. Progetto: 301.933

Scala H 1/200.00  
 Scala V 1/200.00

300.00

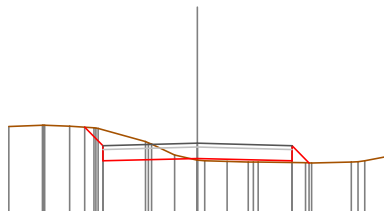


Quote		302.61 301.47		301.53		301.60 301.50
Parziali			2.50	2.50		0.49
Sviluppata Par.			2.50	2.50		0.70
Sviluppata		0.00		2.70		5.20
Progressiva		-2.64	-2.50	0.00		2.50
Dislivelli		-0.00	-0.08	0.09		-0.12
						-0.00

Sezione: 115  
 Progressiva: 1140.000  
 Q. Progetto: 301.828

Scala H 1/200.00  
 Scala V 1/200.00

300.00

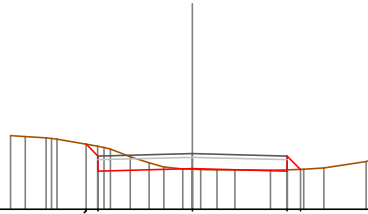


Quote		302.25 301.37		301.43		301.37 301.31
Parziali		0.49	2.50	2.50		0.46
Sviluppata Par.		0.69	2.50	2.50		0.64
Sviluppata		0.00		3.19		5.69
Progressiva		-2.98	-2.50	0.00		2.50
Dislivelli		-0.00	-0.42	-0.05		-0.05
						-0.00

Sezione: 116  
 Progressiva: 1160.000  
 Q. Progetto: 301.470

Scala H 1/200.00  
 Scala V 1/200.00

300.00

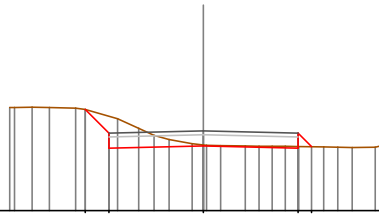


Quote	301.72	301.01	301.07	301.01	301.06
Parziali	0.31	2.50	2.50	0.36	
Sviluppata Par.	0.14	2.50	2.50	0.50	0.36
Sviluppata	0.00	0.44	2.94	5.45	5.95
Progressiva	2.81	-2.50	0.00	2.50	2.86
Dislivelli	0.00	-0.26	-0.01	-0.04	0.00

Sezione: 117  
 Progressiva: 1180.000  
 Q. Progetto: 301.110

Scala H 1/200.00  
 Scala V 1/200.00

299.00

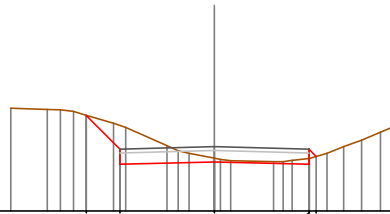


Quote	300.67	300.65	300.71	300.65	300.69
Parziali	0.63	2.50	2.50	0.36	
Sviluppata Par.	0.89	2.50	2.50	0.51	0.36
Sviluppata	0.00	0.89	3.39	5.89	6.40
Progressiva	-3.13	-2.50	0.00	2.50	2.86
Dislivelli	0.00	-0.45	-0.03	-0.05	-0.00

Sezione: 118  
 Progressiva: 1200.000  
 Q. Progetto: 300.699

Scala H 1/200.00  
 Scala V 1/200.00

299.00

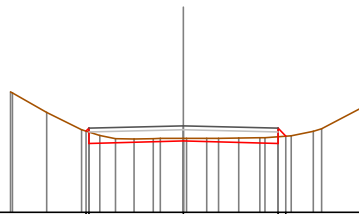


Quote	300.23	300.24	300.30	300.24	300.44
Parziali	0.89	2.50	2.50	0.16	
Sviluppata Par.	1.26	2.50	2.50	0.67	0.16
Sviluppata	0.00	1.26	3.76	6.26	6.53
Progressiva	-3.39	-2.50	0.00	2.50	2.69
Dislivelli	0.00	-0.63	-0.10	-0.15	0.00

Sezione: 119  
 Progressiva: 1220.000  
 Q. Progetto: 300.289

Scala H 1/200.00  
 Scala V 1/200.00

298.00



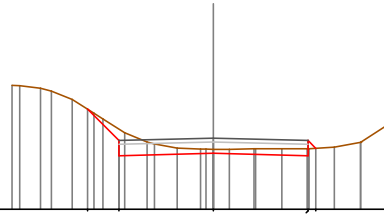
Quote	300.15	300.83	300.89	300.83	300.82
Parziali		2.50	2.50	0.24	
Sviluppata Par.		2.50	2.50	0.22	0.24
Sviluppata	0.00	0.11	2.61	5.11	5.41
Progressiva	-2.58	-2.50	0.00	2.50	2.71
Dislivelli	0.00	-0.10	-0.07	-0.18	0.00



Sezione: 120  
 Progressiva: 1240.000  
 Q. Progetto: 299.878

Scala H 1/200.00  
 Scala V 1/200.00

298.00

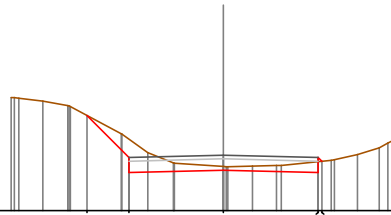


Quote		300.64		299.48		299.42	299.61
Parziali		0.83	2.50	2.50			
Sviluppata Par.		1.17	2.50	2.50			
Sviluppata		0.00	1.17	3.67		6.17	6.46
Progressiva		-3.33	-2.50	0.00		2.50	2.71
Dislivelli		0.00	-0.30	-0.11		-0.18	-0.00

Sezione: 121  
 Progressiva: 1260.000  
 Q. Progetto: 299.468

Scala H 1/200.00  
 Scala V 1/200.00

298.00

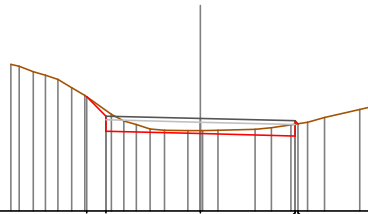


Quote		300.02		299.07		299.01	299.30
Parziali		1.11	2.50	2.50			
Sviluppata Par.		1.57	2.50	2.50			
Sviluppata		0.00	1.57	4.07		6.57	6.72
Progressiva		-3.61	-2.50	0.00		2.50	2.60
Dislivelli		0.00	-0.48	-0.10		-0.29	-0.00

Sezione: 122  
 Progressiva: 1261.026  
 Q. Progetto: 299.447

Scala H 1/200.00  
 Scala V 1/200.00

297.00

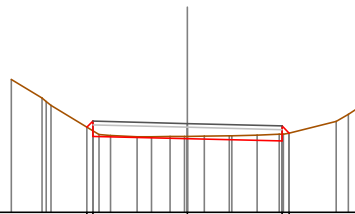


Quote		300.02		299.05		298.88	299.11
Parziali		0.51	2.50	2.50			
Sviluppata Par.		0.72	2.50	2.50			
Sviluppata		0.00	0.72	3.22		5.72	5.84
Progressiva		-3.01	-2.50	0.00		2.50	2.58
Dislivelli		0.00	-0.15	-0.08		-0.31	0.00

Sezione: 123  
 Progressiva: 1265.754  
 Q. Progetto: 299.350

Scala H 1/200.00  
 Scala V 1/200.00

297.00

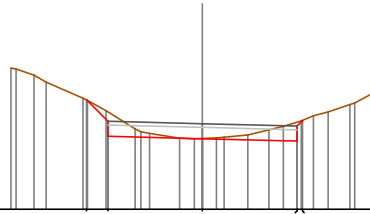


Quote		299.25		298.95		298.89	299.00
Parziali			2.50	2.50			
Sviluppata Par.			2.50	2.50			
Sviluppata		0.00	0.22	2.72		5.23	5.50
Progressiva		-2.66	-2.50	0.00		2.50	2.69
Dislivelli		-0.00	-0.25	-0.06		-0.18	0.00

Sezione: 124  
 Progressiva: 1270.000  
 Q. Progetto: 299.263

Scala H 1/200.00  
 Scala V 1/200.00

297.00

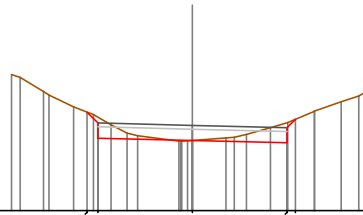


Quote	298.89	298.93	298.88	298.80	298.34
Parziali	0.57	2.50	2.50		
Sviluppata Par.	0.80	2.50	2.50		
Sviluppata	0.00	0.80	3.30	5.80	6.01
Progressiva	-3.07	-2.50	0.00	2.50	2.64
Dislivelli	0.00	-0.25	-0.01	-0.50	0.00

Sezione: 125  
 Progressiva: 1270.482  
 Q. Progetto: 299.253

Scala H 1/200.00  
 Scala V 1/200.00

297.00

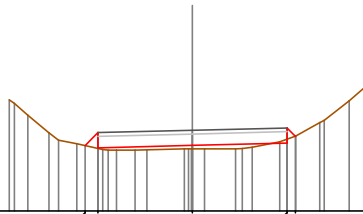


Quote	298.86	298.92	298.85	298.79	298.41
Parziali	0.33	2.50	2.50		
Sviluppata Par.	0.41	2.50	2.50		
Sviluppata	0.00	0.41	2.91	5.41	5.72
Progressiva	-2.79	-2.50	0.00	2.50	2.72
Dislivelli	0.00	-0.15	-0.00	-0.53	-0.00

Sezione: 126  
 Progressiva: 1276.241  
 Q. Progetto: 299.135

Scala H 1/200.00  
 Scala V 1/200.00

297.00

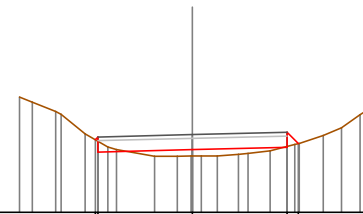


Quote	298.73	298.67	298.73	298.80	298.88
Parziali	0.34	2.50	2.50		
Sviluppata Par.	0.45	2.50	2.50		
Sviluppata	0.00	0.48	2.98	5.48	5.80
Progressiva	-2.84	-2.50	0.00	2.50	2.72
Dislivelli	0.00	0.42	0.09	-0.10	0.00

Sezione: 127  
 Progressiva: 1280.000  
 Q. Progetto: 299.058

Scala H 1/200.00  
 Scala V 1/200.00

297.00

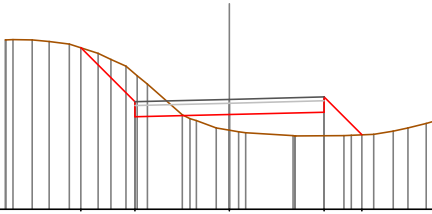


Quote	298.82	298.81	298.65	298.72	298.82
Parziali			2.50	2.50	
Sviluppata Par.			2.50	2.50	
Sviluppata	0.00	0.10	2.60	5.10	5.53
Progressiva	-2.57	-2.50	0.00	2.50	2.80
Dislivelli	0.00	0.11	-0.17	-0.02	0.00

Sezione: 128  
 Progressiva: 1290.000  
 Q. Progetto: 298.904

Scala H 1/200.00  
 Scala V 1/200.00

296.00

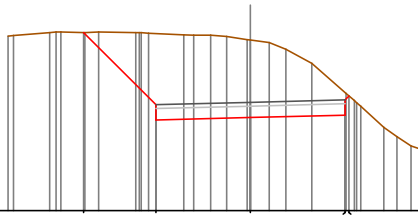


Quote		298.27	298.44	298.50	298.57	297.97
Parziali		1.43	2.50	2.50	1.00	
Sviluppata Par.		2.02	2.50	2.50	1.41	
Sviluppata		0.00	2.02	4.52	7.02	8.43
Progressiva		-0.00	-3.93	-2.50	0.00	2.50
Dislivelli		-0.00	-0.74	-0.42	-0.62	0.00

Sezione: 129  
 Progressiva: 1300.000  
 Q. Progetto: 298.862

Scala H 1/200.00  
 Scala V 1/200.00

296.00

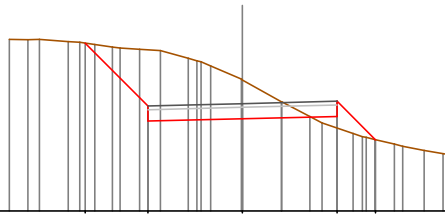


Quote		298.71	298.80	298.86	298.92	298.93
Parziali		1.91	2.50	2.50		
Sviluppata Par.		2.70	2.50	2.50		
Sviluppata		0.00	2.70	5.20	7.70	7.85
Progressiva		-0.00	-4.41	-2.50	0.00	2.50
Dislivelli		-0.00	-1.89	-2.05	-0.60	-0.00

Sezione: 130  
 Progressiva: 1305.422  
 Q. Progetto: 298.840

Scala H 1/200.00  
 Scala V 1/200.00

296.00

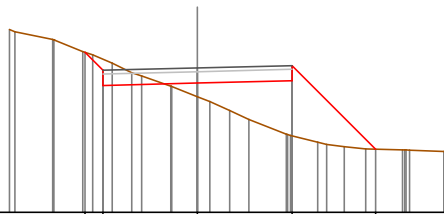


Quote		298.4	298.38	298.44	298.50	297.88
Parziali		1.66	2.50	2.50	1.02	
Sviluppata Par.		2.35	2.50	2.50	1.44	
Sviluppata		0.00	2.35	4.85	7.35	8.79
Progressiva		-0.00	-4.16	-2.50	0.00	2.50
Dislivelli		-0.00	-1.49	-1.03	0.31	0.00

Sezione: 131  
 Progressiva: 1310.000  
 Q. Progetto: 298.821

Scala H 1/200.00  
 Scala V 1/200.00

295.00

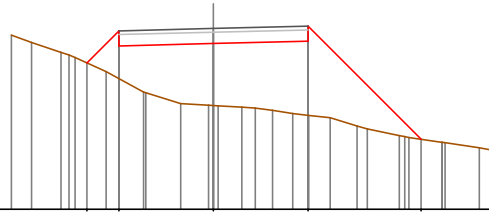


Quote		298.23	298.38	298.42	298.48	298.67
Parziali		0.48	2.50	2.50	2.21	
Sviluppata Par.		0.67	2.50	2.50	3.13	
Sviluppata		0.00	0.67	3.17	5.68	8.80
Progressiva		-2.98	-0.29	0.00	-2.50	0.00
Dislivelli		-0.00	-0.29	-0.36	-1.45	-0.00

Sezione: 132  
 Progressiva: 1320.000  
 Q. Progetto: 298.780

Scala H 1/200.00  
 Scala V 1/200.00

294.00

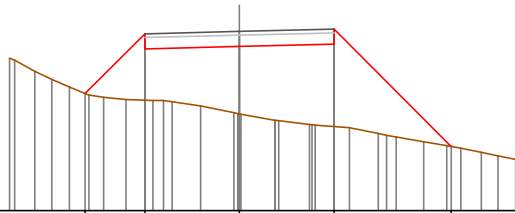


Quote	297.87	298.32	298.38	298.44	298.85
Parziali	0.85	2.50	2.50	2.99	
Sviluppata Par.	1.20	2.50	2.50	4.23	
Sviluppata	0.00	1.20	3.70	6.20	10.43
Progressiva	-3.35	-2.50	0.00	2.50	5.49
Dislivelli	0.00	1.26	1.64	1.96	-0.00

Sezione: 133  
 Progressiva: 1330.000  
 Q. Progetto: 298.739

Scala H 1/200.00  
 Scala V 1/200.00

294.00

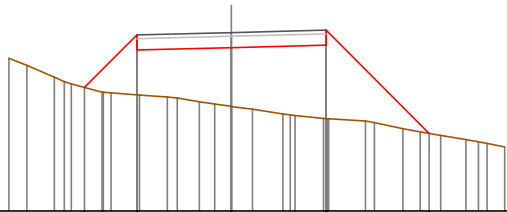


Quote	297.10	298.28	298.34	298.40	298.70
Parziali	1.58	2.50	2.50	3.11	
Sviluppata Par.	2.23	2.50	2.50	4.39	
Sviluppata	0.00	2.23	4.74	7.24	11.63
Progressiva	-4.08	-2.50	0.00	2.50	5.61
Dislivelli	0.00	1.76	1.78	2.18	0.00

Sezione: 134  
 Progressiva: 1334.603  
 Q. Progetto: 298.720

Scala H 1/200.00  
 Scala V 1/200.00

294.00

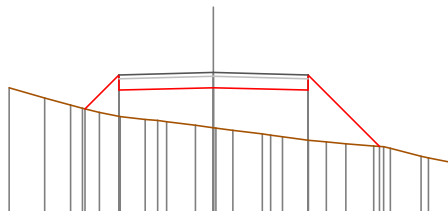


Quote	297.21	298.28	298.32	298.38	298.85
Parziali	1.39	2.50	2.50	2.73	
Sviluppata Par.	1.97	2.50	2.50	3.86	
Sviluppata	0.00	1.97	4.47	6.97	10.83
Progressiva	-3.89	-2.50	0.00	2.50	5.23
Dislivelli	0.00	1.58	1.56	1.94	0.00

Sezione: 135  
 Progressiva: 1340.000  
 Q. Progetto: 298.698

Scala H 1/200.00  
 Scala V 1/200.00

295.00

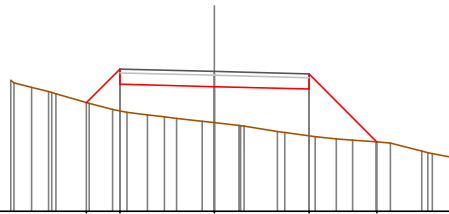


Quote	297.73	298.24	298.30	298.34	298.74
Parziali	0.90	2.50	2.50	1.89	
Sviluppata Par.	1.27	2.50	2.50	2.68	
Sviluppata	0.00	1.27	3.77	6.28	8.95
Progressiva	-3.40	-2.50	0.00	2.50	4.39
Dislivelli	0.00	1.09	1.06	1.33	-0.00

Sezione: 136  
 Progressiva: 1340.869  
 Q. Progetto: 298.694

Scala H 1/200.00  
 Scala V 1/200.00

295.00

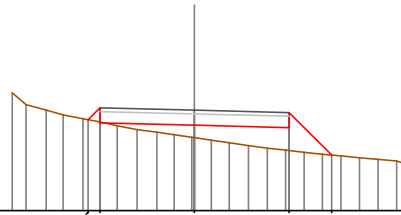


Quote	297.67	298.36	298.29	298.23	298.83
Parziali	0.89	2.50	2.50	1.80	
Sviluppata Par.	1.25	2.50	2.50	2.55	
Sviluppata	0.00	1.25	3.75	6.26	8.80
Progressiva	-3.39	-2.50	0.00	2.50	4.30
Dislivelli	0.00	1.10	0.95	1.24	0.00

Sezione: 137  
 Progressiva: 1349.359  
 Q. Progetto: 298.657

Scala H 1/200.00  
 Scala V 1/200.00

296.00

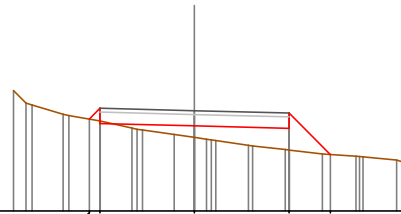


Quote	298.40	298.32	298.26	298.19	297.47
Parziali	0.32	2.50	2.50	1.13	
Sviluppata Par.	0.45	2.50	2.50	1.59	
Sviluppata	0.00	0.45	2.95	5.45	7.04
Progressiva	-2.82	-2.50	0.00	2.50	3.63
Dislivelli	0.00	0.37	0.33	0.60	-0.00

Sezione: 138  
 Progressiva: 1350.000  
 Q. Progetto: 298.652

Scala H 1/200.00  
 Scala V 1/200.00

296.00

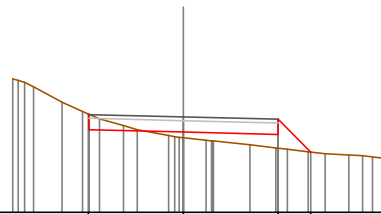


Quote	298.40	298.31	298.25	298.19	297.48
Parziali	0.32	2.50	2.50	1.10	
Sviluppata Par.	0.40	2.50	2.50	1.55	
Sviluppata	0.00	0.40	2.90	5.40	6.95
Progressiva	-2.76	-2.50	0.00	2.50	3.60
Dislivelli	0.00	0.33	0.31	0.57	0.00

Sezione: 139  
 Progressiva: 1357.849  
 Q. Progetto: 298.524

Scala H 1/200.00  
 Scala V 1/200.00

296.00

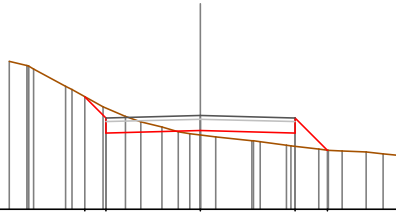


Quote	298.19	298.12	298.05	297.60
Parziali	2.50	2.50	0.87	
Sviluppata Par.	2.50	2.50	1.23	
Sviluppata	0.00	2.50	5.00	6.23
Progressiva	-2.51	0.00	2.50	3.37
Dislivelli	0.00	0.15	0.37	0.00

Sezione: 140  
 Progressiva: 1360.000  
 Q. Progetto: 298.477

Scala H 1/200.00  
 Scala V 1/200.00

296.00

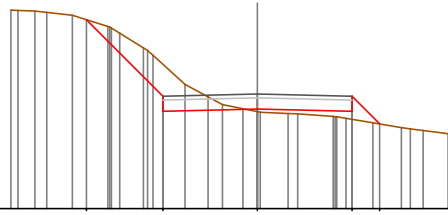


Quote		298.07	298.01	298.08	298.01	297.96
Parziali		0.56	2.50	2.50	0.85	
Sviluppata Par.		0.79	2.50	2.50	1.21	
Sviluppata		0.00	0.79	3.29	5.79	7.00
Progressiva		-3.06	-2.50	0.00	2.50	3.35
Dislivelli		0.00	-0.26	-0.12	-0.35	-0.00

Sezione: 141  
 Progressiva: 1380.000  
 Q. Progetto: 298.033

Scala H 1/200.00  
 Scala V 1/200.00

295.00

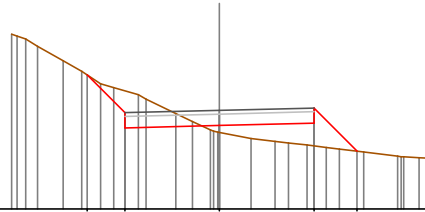


Quote		298.99	297.97	297.93	297.97	297.94
Parziali		2.02	2.50	2.50	0.73	
Sviluppata Par.		2.86	2.50	2.50	1.03	
Sviluppata		0.00	2.86	5.36	7.86	8.90
Progressiva		-4.52	-2.50	0.00	2.50	3.23
Dislivelli		0.00	-0.84	-0.07	-0.21	-0.00

Sezione: 142  
 Progressiva: 1399.366  
 Q. Progetto: 297.609

Scala H 1/200.00  
 Scala V 1/200.00

295.00

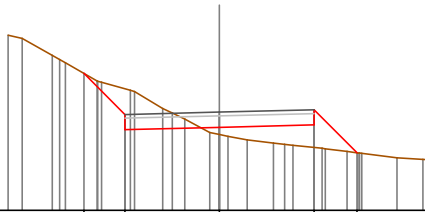


Quote		298.65	297.15	297.21	297.27	296.93
Parziali		1.00	2.50	2.50	1.14	
Sviluppata Par.		1.42	2.50	2.50	1.62	
Sviluppata		0.00	1.42	3.92	6.42	8.03
Progressiva		-3.50	-2.50	0.00	2.50	3.64
Dislivelli		0.00	-0.58	-0.18	-0.60	0.00

Sezione: 143  
 Progressiva: 1400.000  
 Q. Progetto: 297.599

Scala H 1/200.00  
 Scala V 1/200.00

295.00

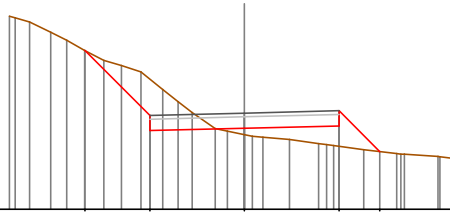


Quote		298.62	297.14	297.20	297.26	296.92
Parziali		1.09	2.50	2.50	1.14	
Sviluppata Par.		1.54	2.50	2.50	1.61	
Sviluppata		0.00	1.54	4.04	6.54	8.15
Progressiva		-3.59	-2.50	0.00	2.50	3.64
Dislivelli		0.00	-0.68	-0.19	-0.60	-0.00

Sezione: 144  
 Progressiva: 1410.000  
 Q. Progetto: 297.541

Scala H 1/200.00  
 Scala V 1/200.00

295.00

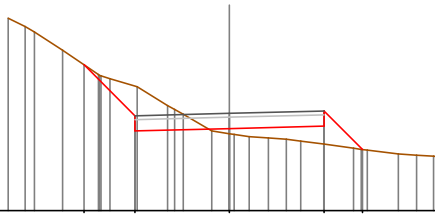


Quote	296.19	297.08	297.14	297.20	298.02
Parziali	1.72	2.50	2.50	1.08	
Sviluppata Par.	2.43	2.50	2.50	1.53	
Sviluppata	0.00	2.43	4.93	7.43	8.96
Progressiva	-4.22	-2.50	0.00	2.50	3.58
Dislivelli	0.00	-0.96	-0.17	-0.54	0.00

Sezione: 145  
 Progressiva: 1413.640  
 Q. Progetto: 297.570

Scala H 1/200.00  
 Scala V 1/200.00

295.00

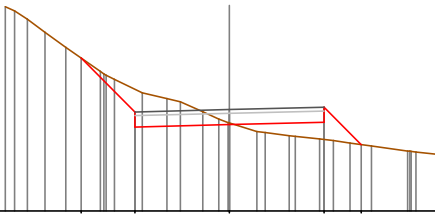


Quote	296.86	297.11	297.17	297.23	298.61
Parziali	1.35	2.50	2.50	1.02	
Sviluppata Par.	1.91	2.50	2.50	1.44	
Sviluppata	0.00	1.91	4.41	6.91	8.35
Progressiva	-3.85	-2.50	0.00	2.50	3.52
Dislivelli	0.00	-0.78	-0.14	-0.47	0.00

Sezione: 146  
 Progressiva: 1420.000  
 Q. Progetto: 297.683

Scala H 1/200.00  
 Scala V 1/200.00

295.00

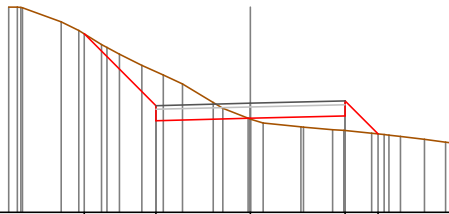


Quote	296.05	297.22	297.28	297.35	298.76
Parziali	1.43	2.50	2.50	0.99	
Sviluppata Par.	2.02	2.50	2.50	1.40	
Sviluppata	0.00	2.02	4.52	7.02	8.42
Progressiva	-3.93	-2.50	0.00	2.50	3.45
Dislivelli	0.00	-0.59	-0.04	-0.45	0.00

Sezione: 147  
 Progressiva: 1427.913  
 Q. Progetto: 297.887

Scala H 1/200.00  
 Scala V 1/200.00

295.00

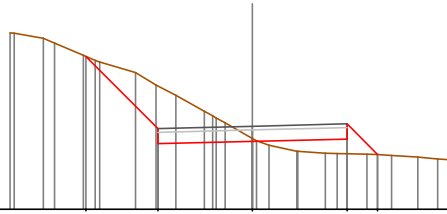


Quote	299.72	299.62	299.68	299.55	299.07
Parziali	1.90	2.50	2.50	0.88	
Sviluppata Par.	2.68	2.50	2.50	1.24	
Sviluppata	0.00	2.68	5.18	7.69	8.92
Progressiva	-4.40	-2.50	0.00	2.50	3.38
Dislivelli	0.00	-0.90	-0.02	-0.38	0.00

Sezione: 148  
 Progressiva: 1439.778  
 Q. Progetto: 298.194

Scala H 1/200.00  
 Scala V 1/200.00

296.00

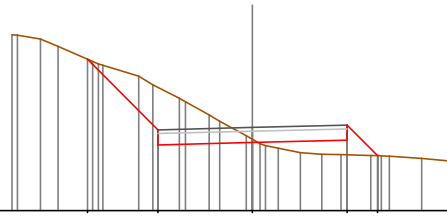


Quote	300.04	297.73	297.79	297.86	297.45
Parziali	1.91	2.50	2.50	0.81	
Sviluppata Par.	2.70	2.50	2.50	1.14	
Sviluppata	0.00	2.70	5.20	7.70	8.84
Progressiva	-4.41	-2.50	0.00	2.50	-3.31
Dislivelli	-0.00	-1.12	-0.07	-0.39	-0.00

Sezione: 149  
 Progressiva: 1440.000  
 Q. Progetto: 298.200

Scala H 1/200.00  
 Scala V 1/200.00

296.00

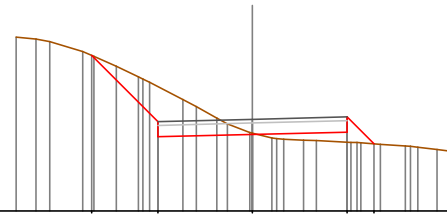


Quote	300.00	297.74	297.80	297.86	297.45
Parziali	1.86	2.50	2.50	0.81	
Sviluppata Par.	2.64	2.50	2.50	1.15	
Sviluppata	0.00	2.64	5.14	7.64	8.78
Progressiva	-4.36	-2.50	0.00	2.50	-3.31
Dislivelli	-0.00	-1.12	-0.08	-0.39	-0.00

Sezione: 150  
 Progressiva: 1448.725  
 Q. Progetto: 298.425

Scala H 1/200.00  
 Scala V 1/200.00

296.00

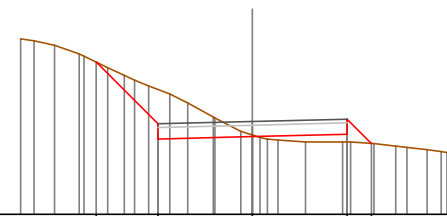


Quote	300.12	297.86	298.00	298.06	297.76
Parziali	1.75	2.50	2.50	0.71	
Sviluppata Par.	2.48	2.50	2.50	1.01	
Sviluppata	0.00	2.48	4.98	7.48	8.49
Progressiva	-4.25	-2.50	0.00	2.50	-3.21
Dislivelli	-0.00	-0.93	-0.03	-0.27	-0.00

Sezione: 151  
 Progressiva: 1450.000  
 Q. Progetto: 298.458

Scala H 1/200.00  
 Scala V 1/200.00

296.00



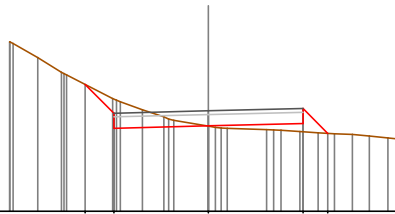
Quote	300.03	298.00	298.03	298.12	297.88
Parziali	1.63	2.50	2.50	0.64	
Sviluppata Par.	2.31	2.50	2.50	0.91	
Sviluppata	0.00	2.31	4.81	7.31	8.22
Progressiva	-4.13	-2.50	0.00	2.50	-3.14
Dislivelli	-0.00	-0.91	-0.04	-0.21	-0.00



Sezione: 152  
 Progressiva: 1457.673  
 Q. Progetto: 298.655

Scala H 1/200.00  
 Scala V 1/200.00

296.00

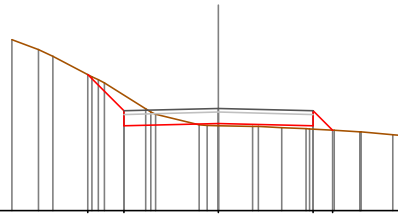


Quote		298.36	298.19	298.25	298.32	298.06
Parziali		0.76	2.50	2.50	0.66	
Sviluppata Par.		1.08	2.50	2.50	0.93	
Sviluppata		0.00	1.08	3.58	6.08	7.01
Progressiva		-3.26	-2.50	0.00	2.50	-3.16
Dislivelli		0.00	-0.37	-0.01	-0.22	-0.00

Sezione: 153  
 Progressiva: 1460.000  
 Q. Progetto: 298.704

Scala H 1/200.00  
 Scala V 1/200.00

296.00

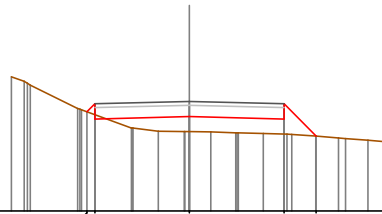


Quote		298.60	298.24	298.30	298.24	298.12
Parziali		0.96	2.50	2.50	0.52	
Sviluppata Par.		1.36	2.50	2.50	0.73	
Sviluppata		0.00	1.36	3.86	6.36	7.09
Progressiva		-3.46	-2.50	0.00	2.50	-3.02
Dislivelli		-0.00	-0.41	-0.06	-0.09	0.00

Sezione: 154  
 Progressiva: 1480.000  
 Q. Progetto: 298.897

Scala H 1/200.00  
 Scala V 1/200.00

296.00

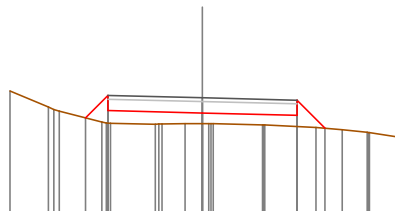


Quote		298.62	298.43	298.50	298.43	297.98
Parziali		0.37	2.50	2.50	0.85	
Sviluppata Par.		0.30	2.50	2.50	1.21	
Sviluppata		0.00	0.30	2.80	5.30	6.51
Progressiva		-2.71	-2.50	0.00	2.50	-3.35
Dislivelli		0.00	0.29	0.40	0.40	0.00

Sezione: 155  
 Progressiva: 1496.019  
 Q. Progetto: 299.030

Scala H 1/200.00  
 Scala V 1/200.00

296.00

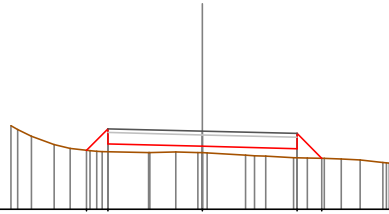


Quote		298.50	298.69	298.63	298.57	298.23
Parziali		0.59	2.50	2.50	0.74	
Sviluppata Par.		0.84	2.50	2.50	1.05	
Sviluppata		0.00	0.84	3.34	5.84	6.89
Progressiva		-3.09	-2.50	0.00	2.50	-3.24
Dislivelli		0.00	-0.73	-0.28	-0.30	0.00

Sezione: 156  
 Progressiva: 1500.000  
 Q. Progetto: 299.064

Scala H 1/200.00  
 Scala V 1/200.00

297.00

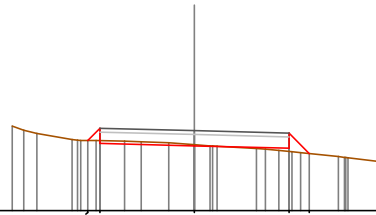


Quote	208.06	208.73	208.06	208.00	208.34
Parziali	0.57	2.50	2.50	0.66	
Sviluppata Par.	0.80	2.50	2.50	0.93	
Sviluppata	0.00	0.80	3.30	5.80	6.73
Progressiva	-3.07	-2.50	0.00	2.50	3.16
Dislivelli	0.00	-0.60	-0.17	-0.24	0.00

Sezione: 157  
 Progressiva: 1505.876  
 Q. Progetto: 299.113

Scala H 1/200.00  
 Scala V 1/200.00

297.00

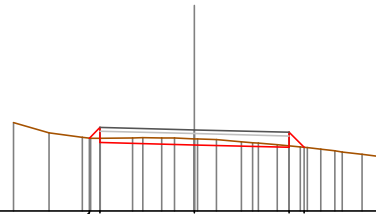


Quote	208.86	208.78	208.71	208.06	208.51
Parziali	0.32	2.50	2.50	0.54	
Sviluppata Par.	0.45	2.50	2.50	0.76	
Sviluppata	0.00	0.45	2.96	5.46	6.22
Progressiva	-2.82	-2.50	0.00	2.50	3.04
Dislivelli	0.00	-0.33	-0.03	-0.08	0.00

Sezione: 158  
 Progressiva: 1510.000  
 Q. Progetto: 299.147

Scala H 1/200.00  
 Scala V 1/200.00

297.00

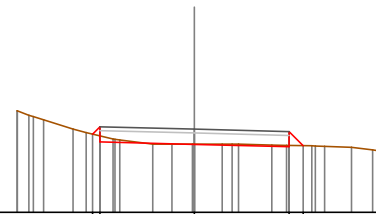


Quote	208.00	208.81	208.75	208.06	208.69
Parziali	0.32	2.50	2.50	0.40	
Sviluppata Par.	0.70	2.50	2.50	0.56	
Sviluppata	0.00	0.40	2.90	5.40	5.97
Progressiva	-2.76	-2.50	0.00	2.50	2.90
Dislivelli	0.00	0.28	-0.16	-0.04	0.00

Sezione: 159  
 Progressiva: 1515.733  
 Q. Progetto: 299.200

Scala H 1/200.00  
 Scala V 1/200.00

297.00

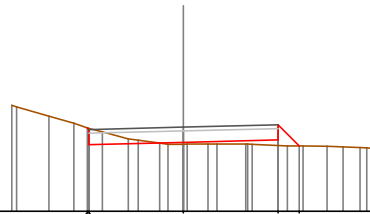


Quote	209.07	208.88	208.80	209.74	209.75
Parziali	0.70	2.50	2.50	0.37	
Sviluppata Par.	0.70	2.50	2.50	0.33	
Sviluppata	0.00	0.27	2.77	5.23	5.81
Progressiva	-2.69	-2.50	0.00	2.50	2.87
Dislivelli	0.00	-0.24	-0.01	-0.03	0.00

Sezione: 160  
 Progressiva: 1517.534  
 Q. Progetto: 299.222

Scala H 1/200.00  
 Scala V 1/200.00

297.00

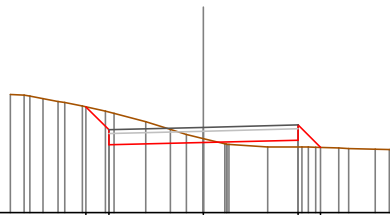


Quote	299.20	298.76	298.82	298.88	298.72
Parziali		2.50	2.50	0.56	
Sviluppata Par.		2.50	2.50	0.79	
Sviluppata	0.00	0.06	2.56	5.06	5.86
Progressiva	-0.00	-2.54	0.00	2.50	3.06
Dislivelli	-0.03		-0.05	-0.14	-0.00

Sezione: 161  
 Progressiva: 1520.000  
 Q. Progetto: 299.253

Scala H 1/200.00  
 Scala V 1/200.00

297.00

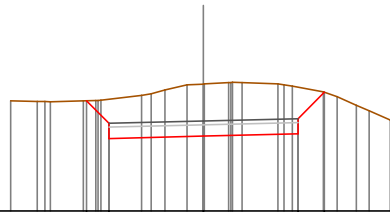


Quote	298.80	298.79	298.85	298.92	298.72
Parziali	0.61	2.50	2.50	0.59	
Sviluppata Par.	0.86	2.50	2.50	0.84	
Sviluppata	0.00	0.86	3.36	5.86	6.70
Progressiva	-0.00	-3.11	0.00	2.50	3.09
Dislivelli	-0.47		-0.10	-0.18	-0.00

Sezione: 162  
 Progressiva: 1530.000  
 Q. Progetto: 299.379

Scala H 1/200.00  
 Scala V 1/200.00

297.00

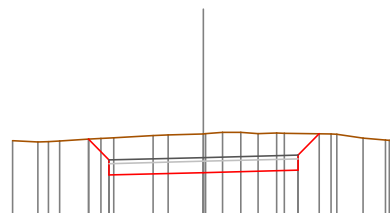


Quote	299.01	298.82	298.88	299.04	299.14
Parziali	0.60	2.50	2.50	0.70	
Sviluppata Par.	0.84	2.50	2.50	0.99	
Sviluppata	0.00	0.84	3.35	5.85	6.83
Progressiva	-0.00	-3.10	0.00	2.50	3.20
Dislivelli	-0.64		-1.38	-1.23	0.00

Sezione: 163  
 Progressiva: 1540.000  
 Q. Progetto: 299.505

Scala H 1/200.00  
 Scala V 1/200.00

298.00

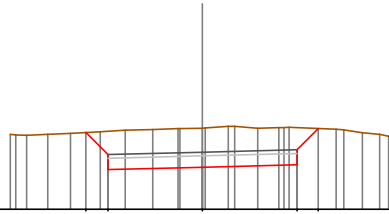


Quote	299.95	299.04	299.10	299.17	299.13
Parziali	0.55	2.50	2.50	0.57	
Sviluppata Par.	0.77	2.50	2.50	0.80	
Sviluppata	0.00	0.77	3.27	5.77	6.57
Progressiva	-0.00	-3.05	0.00	2.50	3.07
Dislivelli	-0.57		-1.03	-0.97	-0.00

Sezione: 164  
 Progressiva: 1540.318  
 Q. Progetto: 299.509

Scala H 1/200.00  
 Scala V 1/200.00

298.00

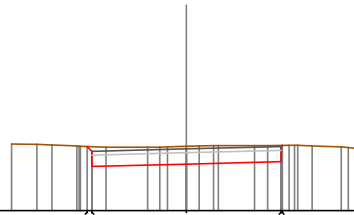


Quote	299.03	299.05	299.11	299.17	299.14
Parziali	0.58	2.50	2.50	0.56	
Sviluppata Par.	0.82	2.50	2.50	0.80	
Sviluppata	0.00	0.82	3.32	5.82	6.62
Progressiva	-3.08	-2.50	0.00	2.50	3.06
Dislivelli	0.00	-0.61	-1.03	-0.98	0.00

Sezione: 165  
 Progressiva: 1550.000  
 Q. Progetto: 299.631

Scala H 1/200.00  
 Scala V 1/200.00

298.00

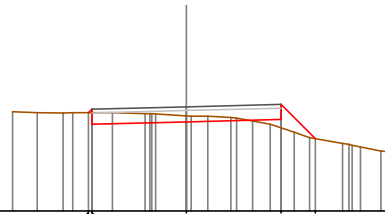


Quote	299.69	299.17	299.23	299.29	299.73
Parziali		2.50	2.50		
Sviluppata Par.		2.50	2.50		
Sviluppata	0.00	0.18	2.68	5.18	5.23
Progressiva	-2.63	-2.50	0.00	2.50	2.53
Dislivelli	-0.00	-0.12	-0.47	-0.43	0.00

Sezione: 166  
 Progressiva: 1560.000  
 Q. Progetto: 299.756

Scala H 1/200.00  
 Scala V 1/200.00

297.00

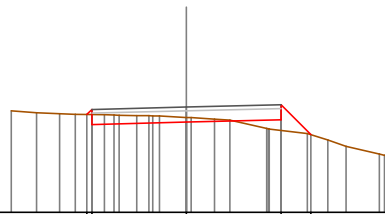


Quote	299.60	299.29	299.36	299.42	299.91
Parziali		2.50	2.50	0.91	
Sviluppata Par.		2.50	2.50	1.28	
Sviluppata	0.00	0.14	2.64	5.14	6.42
Progressiva	-2.60	-2.50	0.00	2.50	3.41
Dislivelli	0.00	0.10	-0.16	0.22	-0.00

Sezione: 167  
 Progressiva: 1563.102  
 Q. Progetto: 299.786

Scala H 1/200.00  
 Scala V 1/200.00

297.00

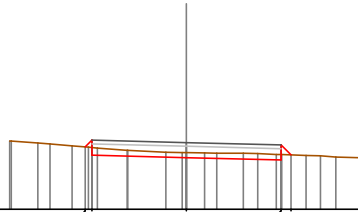


Quote	299.59	299.32	299.39	299.45	299.95
Parziali		2.50	2.50	0.79	
Sviluppata Par.		2.50	2.50	1.12	
Sviluppata	0.00	0.19	2.69	5.19	6.31
Progressiva	-2.63	-2.50	0.00	2.50	3.29
Dislivelli	0.00	0.14	-0.12	-0.28	-0.00

Sezione: 168  
 Progressiva: 1572.235  
 Q. Progetto: 299.763

Scala H 1/200.00  
 Scala V 1/200.00

298.00

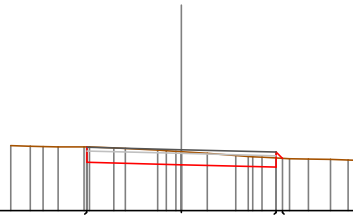


Quote	299.64 299.43	299.36	299.30 299.43
Parziali	2.50	2.50	
Sviluppata Par.	2.50	2.50	
Sviluppata	0.00 0.25	2.76	5.26 5.63
Progressiva	-2.68 -2.50	0.00	2.50 2.77
Dislivelli	0.00 -0.20	-0.13	-0.14 0.00

Sezione: 169  
 Progressiva: 1580.000  
 Q. Progetto: 299.611

Scala H 1/200.00  
 Scala V 1/200.00

298.00

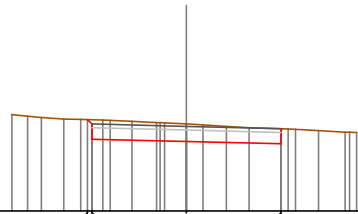


Quote	299.27	299.21	299.15 299.38
Parziali	2.50	2.50	
Sviluppata Par.	2.50	2.50	
Sviluppata	0.00	2.50	5.00 5.24
Progressiva	-2.51	0.00	2.50 2.67
Dislivelli	0.00 -0.35	-0.24	0.00 -0.24

Sezione: 170  
 Progressiva: 1590.000  
 Q. Progetto: 299.239

Scala H 1/200.00  
 Scala V 1/200.00

297.00

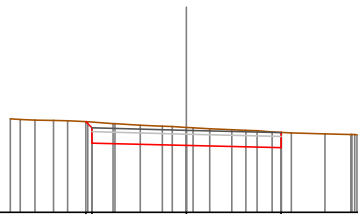


Quote	298.42 298.90	298.84	298.78 298.98
Parziali	2.50	2.50	
Sviluppata Par.	2.50	2.50	
Sviluppata	0.00 0.16	2.66	5.17
Progressiva	-2.62 -2.50	0.00	2.50
Dislivelli	0.00 -0.11	-0.46	-0.40

Sezione: 171  
 Progressiva: 1591.386  
 Q. Progetto: 299.171

Scala H 1/200.00  
 Scala V 1/200.00

297.00



Quote	298.46 298.88	298.77	298.71
Parziali	2.50	2.50	
Sviluppata Par.	2.50	2.50	
Sviluppata	0.00 0.23	2.73	5.23
Progressiva	-2.66 -2.50	0.00	2.50
Dislivelli	0.00 -0.15	-0.48	-0.41

Sezione: 172  
 Progressiva: 1600.000  
 Q. Progetto: 298.666

Scala H 1/200.00  
 Scala V 1/200.00

297.00



Quote	298.93 298.33	298.27	298.20 298.72
Parziali	2.50	2.50	
Sviluppata Par.	2.50	2.50	
Sviluppata	0.00 0.28	2.78	5.28 5.45
Progressiva	-0.00 -0.19	2.70 -2.50	0.00 2.62
Dislivelli	-0.00 -0.19	-0.54 0.00	-0.52 0.00

Sezione: 173  
 Progressiva: 1610.000  
 Q. Progetto: 297.891

Scala H 1/200.00  
 Scala V 1/200.00

296.00



Quote	297.99 297.85	297.49	297.43 297.91
Parziali	2.50	2.50	
Sviluppata Par.	2.50	2.50	
Sviluppata	0.00 0.05	2.55	5.06 5.18
Progressiva	0.00 -0.04	-2.54 -2.50	0.00 2.59
Dislivelli	0.00 -0.04	-0.45 0.00	-0.49 0.00

Sezione: 174  
 Progressiva: 1610.537  
 Q. Progetto: 297.843

Scala H 1/200.00  
 Scala V 1/200.00

296.00



Quote	297.87 297.41	297.44	297.36 297.85
Parziali	2.50	2.50	
Sviluppata Par.	2.50	2.50	
Sviluppata	0.00 0.09	2.59	5.09 5.18
Progressiva	0.00 -0.06	-2.56 -2.50	0.00 2.56
Dislivelli	0.00 -0.06	-0.45 0.00	-0.47 0.00

Sezione: 175  
 Progressiva: 1613.977  
 Q. Progetto: 297.527

Scala H 1/200.00  
 Scala V 1/200.00

296.00

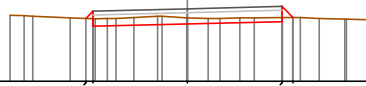


Quote	297.95 297.94	297.13	297.19 297.58
Parziali	2.50	2.50	
Sviluppata Par.	2.50	2.50	
Sviluppata	0.00 0.13	2.63	5.13 5.43
Progressiva	-0.00 -0.09	-2.59 -2.50	0.00 2.71
Dislivelli	-0.00 -0.09	-0.38 0.00	-0.19 0.00

Sezione: 176  
 Progressiva: 1620.000  
 Q. Progetto: 296.914

Scala H 1/200.00  
 Scala V 1/200.00

295.00

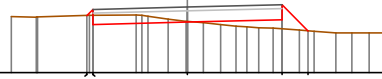


Quote	296.06 296.45	296.51	296.08 296.08
Parziali	2.50	2.50	
Sviluppata Par.	2.50	2.50	
Sviluppata	0.00 0.27	2.77	5.27 5.69
Progressiva	0.00 -2.69 -2.50	0.00	2.50 2.80
Dislivelli	0.00 -0.20	-0.16	-0.11 -0.00

Sezione: 177  
 Progressiva: 1630.000  
 Q. Progetto: 295.733

Scala H 1/200.00  
 Scala V 1/200.00

294.00

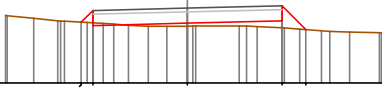


Quote	295.51 295.27	295.33	295.40 295.10
Parziali	2.50	2.50	0.69
Sviluppata Par.	2.50	2.50	0.98
Sviluppata	0.00 0.23	2.73	5.23 6.21
Progressiva	0.00 -2.66 -2.50	0.00	2.50 3.19
Dislivelli	0.00 0.16	-0.02	-0.24 0.00

Sezione: 178  
 Progressiva: 1636.024  
 Q. Progetto: 294.981

Scala H 1/200.00  
 Scala V 1/200.00

293.00

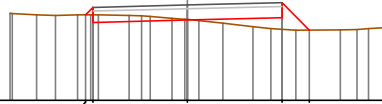


Quote	294.41 294.52	294.58	294.44 294.41
Parziali	2.50	2.50	0.63
Sviluppata Par.	2.50	2.50	0.89
Sviluppata	0.00 0.44	2.94	5.44 6.33
Progressiva	0.00 -2.81 -2.50	0.00	2.50 3.13
Dislivelli	0.00 0.33	0.08	-0.18 0.00

Sezione: 179  
 Progressiva: 1640.000  
 Q. Progetto: 294.523

Scala H 1/200.00  
 Scala V 1/200.00

292.00

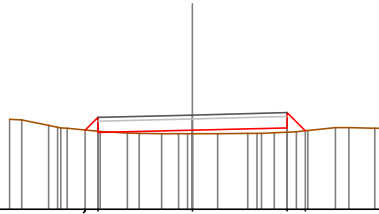


Quote	294.25 294.08	294.12	294.19 293.98
Parziali	2.50	2.50	0.73
Sviluppata Par.	2.50	2.50	1.03
Sviluppata	0.00 0.28	2.78	5.28 6.31
Progressiva	0.00 -2.70 -2.50	0.00	2.50 3.23
Dislivelli	0.00 -0.20	-0.02	-0.30 0.00

Sezione: 180  
 Progressiva: 1650.000  
 Q. Progetto: 293.489

Scala H 1/200.00  
 Scala V 1/200.00

291.00

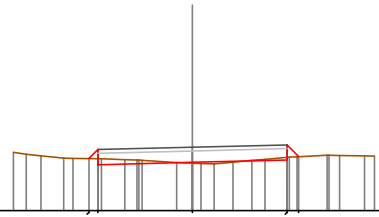


Quote	290.09	290.03	290.09	290.15	290.07
Parziali		0.34	2.50	2.50	0.48
Sviluppata Par.		0.47	2.50	2.50	0.68
Sviluppata	0.00	0.47	0.00	2.97	5.48
Progressiva	-2.84	-2.50	0.00	2.50	2.98
Dislivelli	0.00	-0.37	-0.10	-0.12	-0.00

Sezione: 181  
 Progressiva: 1658.070  
 Q. Progetto: 292.676

Scala H 1/200.00  
 Scala V 1/200.00

291.00

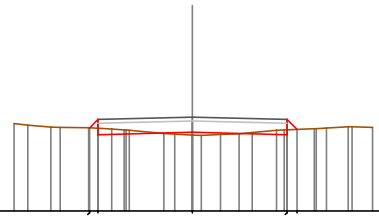


Quote	292.38	292.21	292.28	292.34	292.43
Parziali		0.32	2.50	2.50	0.31
Sviluppata Par.		0.32	2.50	2.50	0.44
Sviluppata	0.00	0.34	0.00	2.84	5.34
Progressiva	-2.74	-2.50	0.00	2.50	2.81
Dislivelli	0.00	-0.24	-0.02	-0.07	0.00

Sezione: 182  
 Progressiva: 1660.000  
 Q. Progetto: 292.482

Scala H 1/200.00  
 Scala V 1/200.00

290.00

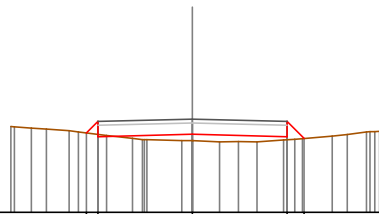


Quote	290.20	290.02	290.08	290.02	290.16
Parziali		0.32	2.50	2.50	0.32
Sviluppata Par.		0.31	2.50	2.50	0.37
Sviluppata	0.00	0.31	0.00	2.81	5.31
Progressiva	-2.72	-2.50	0.00	2.50	2.76
Dislivelli	0.00	-0.23	-0.07	-0.13	-0.00

Sezione: 183  
 Progressiva: 1680.000  
 Q. Progetto: 290.467

Scala H 1/200.00  
 Scala V 1/200.00

288.00



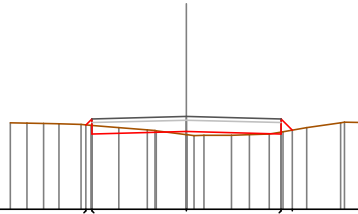
Quote	288.15	288.00	288.07	288.00	288.05
Parziali		0.35	2.50	2.50	0.45
Sviluppata Par.		0.43	2.50	2.50	0.64
Sviluppata	0.00	0.43	0.00	2.93	5.43
Progressiva	-2.80	-2.50	0.00	2.50	2.95
Dislivelli	0.00	-0.34	-0.17	-0.08	-0.00



Sezione: 184  
 Progressiva: 1700.000  
 Q. Progetto: 288.452

Scala H 1/200.00  
 Scala V 1/200.00

286.00

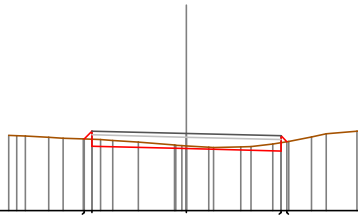


Quote	288.23 287.99	288.05	287.99 288.09
Parziali	2.50	2.50	0.30
Sviluppata Par.	2.50	2.50	0.42
Sviluppata	0.00 2.66 0.23	2.73	5.23 5.65
Progressiva	0.00 -2.70 -2.50	0.00	2.50 2.80
Dislivelli	0.00 0.17	-0.08	-0.05 -0.00

Sezione: 185  
 Progressiva: 1714.092  
 Q. Progetto: 287.040

Scala H 1/200.00  
 Scala V 1/200.00

285.00

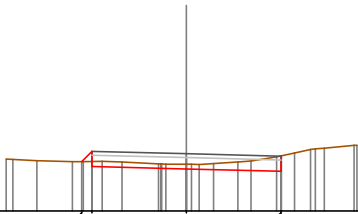


Quote	286.90 286.70	286.64	286.68 286.62
Parziali	2.50	2.50	
Sviluppata Par.	2.50	2.50	
Sviluppata	0.00 2.70 0.29	2.79	5.29 5.51
Progressiva	0.00 -2.70 -2.50	0.00	2.50 2.65
Dislivelli	0.00 0.21	-0.07	-0.22 0.00

Sezione: 186  
 Progressiva: 1720.000  
 Q. Progetto: 286.512

Scala H 1/200.00  
 Scala V 1/200.00

285.00

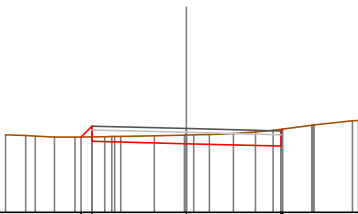


Quote	286.51 286.17	286.11	286.05
Parziali	2.50	2.50	
Sviluppata Par.	2.50	2.50	
Sviluppata	0.00 2.77 0.38	2.88	5.38
Progressiva	0.00 -2.77 -2.50	0.00	2.50
Dislivelli	0.00 0.27	-0.12	-0.41

Sezione: 187  
 Progressiva: 1723.499  
 Q. Progetto: 286.217

Scala H 1/200.00  
 Scala V 1/200.00

284.00

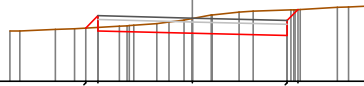


Quote	285.95 285.68	285.62	285.75 285.62
Parziali	2.50	2.50	
Sviluppata Par.	2.50	2.50	
Sviluppata	0.00 2.79 0.41	2.91	5.41 5.48
Progressiva	0.00 -2.79 -2.50	0.00	2.50 2.55
Dislivelli	0.00 0.28	-0.22	-0.44 -0.00

Sezione: 188  
 Progressiva: 1730.000  
 Q. Progetto: 285.668

Scala H 1/200.00  
 Scala V 1/200.00

284.00

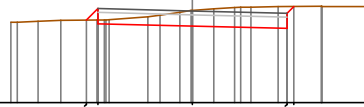


Quote	285.40	285.33	285.27	285.21	285.09
Parziali	0.33	2.50	2.50	0.29	
Sviluppata Par.	0.46	2.50	2.50	0.41	
Sviluppata	0.00	0.46	2.96	5.46	5.87
Progressiva	-2.83	-2.50	0.00	2.50	2.79
Dislivelli	0.00	-0.31	-0.99	-0.68	-0.00

Sezione: 189  
 Progressiva: 1732.905  
 Q. Progetto: 285.422

Scala H 1/200.00  
 Scala V 1/200.00

283.00

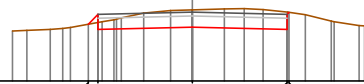


Quote	285.16	285.08	285.02	284.96	284.84
Parziali	0.30	2.50	2.50	0.38	
Sviluppata Par.	0.43	2.50	2.50	0.36	
Sviluppata	0.00	0.43	2.93	5.43	5.68
Progressiva	-2.80	-2.50	0.00	2.50	2.68
Dislivelli	0.00	-0.30	-0.41	-0.58	0.00

Sezione: 190  
 Progressiva: 1740.000  
 Q. Progetto: 284.823

Scala H 1/200.00  
 Scala V 1/200.00

283.00

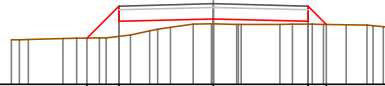


Quote	284.50	284.36	284.42	284.36	284.41
Parziali	0.30	2.50	2.50	0.36	
Sviluppata Par.	0.36	2.50	2.50	0.36	
Sviluppata	0.00	0.36	2.87	5.37	5.44
Progressiva	-2.76	-2.50	0.00	2.50	2.55
Dislivelli	0.00	0.21	-0.46	-0.46	0.00

Sezione: 191  
 Progressiva: 1760.000  
 Q. Progetto: 283.133

Scala H 1/200.00  
 Scala V 1/200.00

281.00

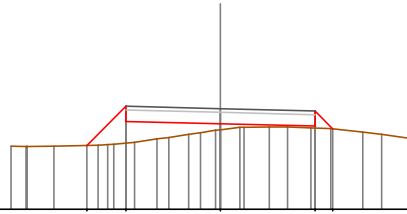


Quote	282.22	282.07	282.71	282.07	282.08
Parziali	0.85	2.50	2.50	0.49	
Sviluppata Par.	1.20	2.50	2.50	0.69	
Sviluppata	0.00	1.20	3.70	6.20	6.89
Progressiva	-3.35	-2.50	0.00	2.50	2.99
Dislivelli	0.00	-0.80	-0.13	-0.08	0.00

Sezione: 192  
 Progressiva: 1765.612  
 Q. Progetto: 282.659

Scala H 1/200.00  
 Scala V 1/200.00

280.00

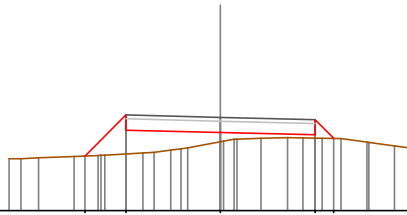


Quote	281.69	282.32	282.26	282.20	282.12
Parziali	1.04	2.50	2.50	0.47	0.47
Sviluppata Par.	1.47	2.50	2.50	0.67	0.67
Sviluppata	0.00	1.47	3.97	6.47	7.14
Progressiva	-3.54	-2.50	0.00	2.50	2.97
Dislivelli	0.00	-0.97	-0.16	-0.05	-0.00

Sezione: 193  
 Progressiva: 1767.914  
 Q. Progetto: 282.465

Scala H 1/200.00  
 Scala V 1/200.00

280.00

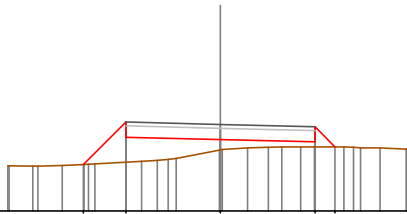


Quote	281.44	282.13	282.06	282.00	281.91
Parziali	1.09	2.50	2.50	0.49	0.49
Sviluppata Par.	1.54	2.50	2.50	0.70	0.70
Sviluppata	0.00	1.54	4.04	6.54	7.23
Progressiva	-3.59	-2.50	0.00	2.50	2.99
Dislivelli	0.00	1.03	-0.24	-0.08	-0.00

Sezione: 194  
 Progressiva: 1770.000  
 Q. Progetto: 282.289

Scala H 1/200.00  
 Scala V 1/200.00

280.00

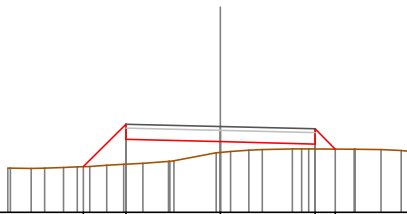


Quote	281.23	281.95	281.89	281.83	281.69
Parziali	1.12	2.50	2.50	0.53	0.53
Sviluppata Par.	1.59	2.50	2.50	0.75	0.75
Sviluppata	0.00	1.59	4.09	6.59	7.34
Progressiva	-3.62	-2.50	0.00	2.50	3.03
Dislivelli	0.00	1.06	-0.27	-0.13	-0.00

Sezione: 195  
 Progressiva: 1770.217  
 Q. Progetto: 282.270

Scala H 1/200.00  
 Scala V 1/200.00

280.00

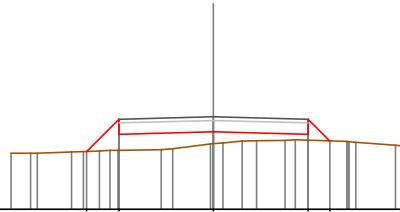


Quote	281.21	281.93	281.87	281.81	281.67
Parziali	1.12	2.50	2.50	0.54	0.54
Sviluppata Par.	1.59	2.50	2.50	0.76	0.76
Sviluppata	0.00	1.59	4.09	6.59	7.35
Progressiva	-3.62	-2.50	0.00	2.50	3.04
Dislivelli	0.00	1.06	-0.28	-0.13	-0.00

Sezione: 196  
 Progressiva: 1780.000  
 Q. Progetto: 281.444

Scala H 1/200.00  
 Scala V 1/200.00

279.00

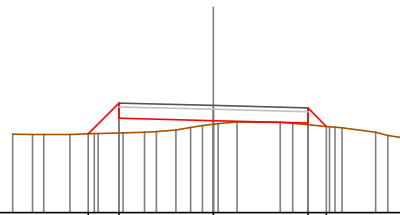


Quote	280.53	280.98	281.04	280.98	280.81
Parziali	0.86	2.50	2.50	0.58	
Sviluppata Par.	1.21	2.50	2.50	0.81	
Sviluppata	0.00	1.21	3.71	6.21	7.03
Progressiva	-3.36	-2.50	0.00	2.50	3.08
Dislivelli	0.00	0.82	0.31	0.16	0.00

Sezione: 197  
 Progressiva: 1787.245  
 Q. Progetto: 280.832

Scala H 1/200.00  
 Scala V 1/200.00

278.00

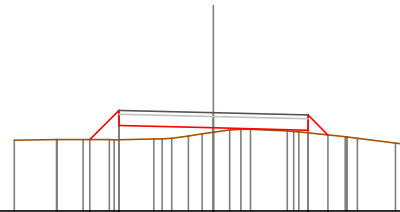


Quote	280.08	280.49	280.43	280.37	280.28
Parziali	0.81	2.50	2.50	0.49	
Sviluppata Par.	1.14	2.50	2.50	0.69	
Sviluppata	0.00	1.14	3.65	6.15	6.84
Progressiva	-3.31	-2.50	0.00	2.50	2.99
Dislivelli	0.00	0.79	0.10	0.05	0.00

Sezione: 198  
 Progressiva: 1790.000  
 Q. Progetto: 280.599

Scala H 1/200.00  
 Scala V 1/200.00

278.00

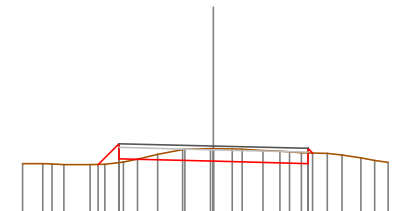


Quote	279.89	280.26	280.20	280.14	280.01
Parziali	0.77	2.50	2.50	0.53	
Sviluppata Par.	1.09	2.50	2.50	0.74	
Sviluppata	0.00	1.09	3.59	6.09	6.84
Progressiva	-3.27	-2.50	0.00	2.50	3.05
Dislivelli	0.00	0.78	0.11	0.07	0.00

Sezione: 199  
 Progressiva: 1800.000  
 Q. Progetto: 279.754

Scala H 1/200.00  
 Scala V 1/200.00

278.00

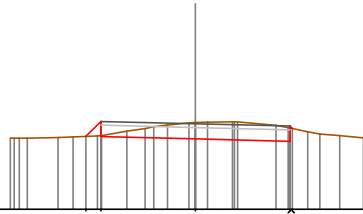


Quote	279.27	279.42	279.35	279.29	279.17
Parziali	0.55	2.50	2.50		
Sviluppata Par.	0.78	2.50	2.50		
Sviluppata	0.00	0.78	3.28	5.78	5.95
Progressiva	-3.05	-2.50	0.00	2.50	2.62
Dislivelli	0.00	0.50	0.33	0.28	0.00

Sezione: 200  
 Progressiva: 1805.862  
 Q. Progetto: 279.259

Scala H 1/200.00  
 Scala V 1/200.00

277.00

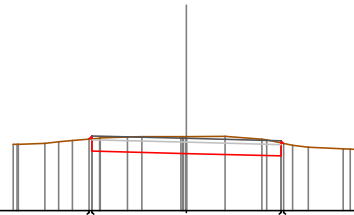


Quote		279.02	279.06	279.08	279.10	279.13
Parziali		0.40	2.50	2.50		
Sviluppata Par.		0.56	2.50	2.50		
Sviluppata		0.00	0.56	3.06	5.56	5.65
Progressiva		-2.90	-2.50	0.00	2.50	2.56
Dislivelli		0.00	-0.38	-0.43	-0.35	0.00

Sezione: 201  
 Progressiva: 1810.000  
 Q. Progetto: 278.909

Scala H 1/200.00  
 Scala V 1/200.00

277.00

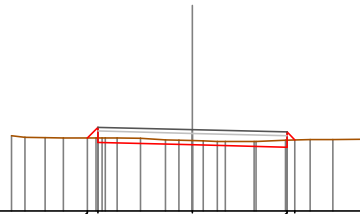


Quote		278.88	278.92	278.94	278.96	278.97
Parziali			2.50	2.50		
Sviluppata Par.			2.50	2.50		
Sviluppata		0.00	0.11	2.61	5.11	5.22
Progressiva		-2.58	-2.50	0.00	2.50	2.57
Dislivelli		0.00	-0.07	-0.45	-0.34	0.00

Sezione: 202  
 Progressiva: 1820.000  
 Q. Progetto: 278.151

Scala H 1/200.00  
 Scala V 1/200.00

276.00

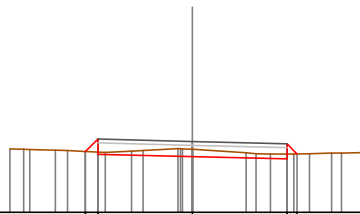


Quote		277.80	277.84	277.86	277.88	277.89
Parziali		0.30	2.50	2.50	0.97	
Sviluppata Par.		0.40	2.50	2.50	0.90	
Sviluppata		0.00	0.40	2.90	5.40	5.70
Progressiva		-2.76	-2.50	0.00	2.50	2.71
Dislivelli		0.00	0.28	-0.11	-0.19	-0.00

Sezione: 203  
 Progressiva: 1824.479  
 Q. Progetto: 277.875

Scala H 1/200.00  
 Scala V 1/200.00

276.00

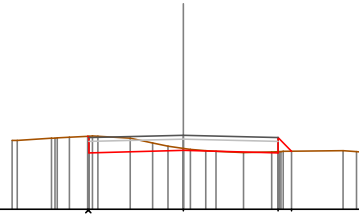


Quote		277.61	277.65	277.67	277.69	277.70
Parziali		0.33	2.50	2.50	0.92	
Sviluppata Par.		0.46	2.50	2.50	0.38	
Sviluppata		0.00	0.46	2.96	5.46	5.84
Progressiva		-2.83	-2.50	0.00	2.50	2.77
Dislivelli		0.00	-0.34	-0.19	-0.13	-0.00

Sezione: 204  
 Progressiva: 1840.000  
 Q. Progetto: 276.953

Scala H 1/200.00  
 Scala V 1/200.00

275.00

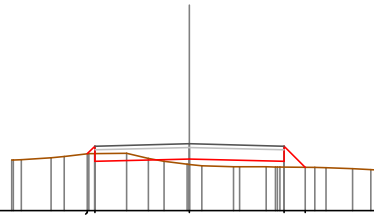


Quote	276.93	276.49	276.95	276.49	276.93
Parziali		2.50		2.50	
Sviluppata Par.		2.50		2.50	0.36
Sviluppata	0.00		2.55		5.05
Progressiva	-2.54		0.00		2.50
Dislivelli	-0.04		-0.06		-0.03

Sezione: 205  
 Progressiva: 1860.000  
 Q. Progetto: 275.766

Scala H 1/200.00  
 Scala V 1/200.00

274.00

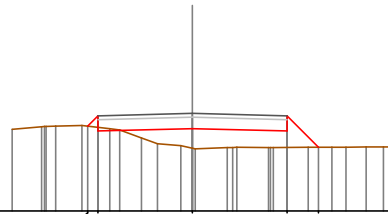


Quote	275.90	275.30	275.37	275.30	275.14
Parziali		2.50		2.50	
Sviluppata Par.		2.50		2.50	0.56
Sviluppata	0.00		2.78		5.28
Progressiva	-2.70		0.00		2.50
Dislivelli	-0.20		-0.14		-0.15

Sezione: 206  
 Progressiva: 1880.000  
 Q. Progetto: 274.579

Scala H 1/200.00  
 Scala V 1/200.00

272.00

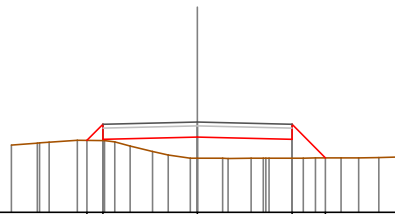


Quote	274.54	274.12	274.18	274.12	273.69
Parziali		2.50		2.50	
Sviluppata Par.		2.50		2.50	0.83
Sviluppata	0.00		2.89		5.39
Progressiva	-2.77		0.00		2.50
Dislivelli	-0.30		-0.52		-0.44

Sezione: 207  
 Progressiva: 1900.000  
 Q. Progetto: 273.392

Scala H 1/200.00  
 Scala V 1/200.00

271.00

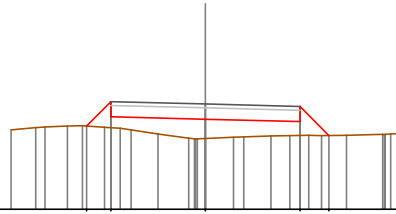


Quote	273.91	273.59	273.59	273.59	273.44
Parziali		2.50		2.50	
Sviluppata Par.		2.50		2.50	1.26
Sviluppata	0.00		3.10		5.60
Progressiva	-2.92		0.00		2.50
Dislivelli	-0.43		-0.56		-0.50

Sezione: 208  
 Progressiva: 1910.320  
 Q. Progetto: 272.780

Scala H 1/200.00  
 Scala V 1/200.00

270.00

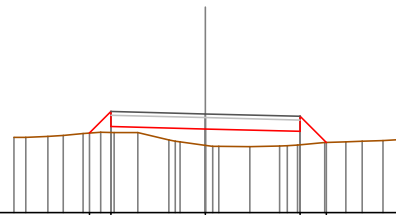


Quote		272.30	272.44	272.38	272.32	271.85
Parziali		0.64	2.50	2.50	0.77	
Sviluppata Par.		0.91	2.50	2.50	1.09	
Sviluppata		0.00	0.91	3.41	5.91	6.99
Progressiva		-3.14	-2.50	0.00	2.50	3.27
Dislivelli		0.00	-0.69	-0.51	-0.37	0.00

Sezione: 209  
 Progressiva: 1913.170  
 Q. Progetto: 272.610

Scala H 1/200.00  
 Scala V 1/200.00

270.00

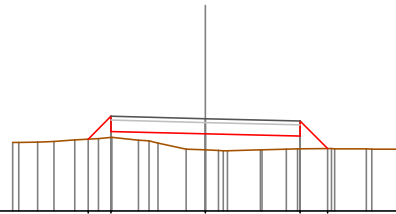


Quote		272.10	272.27	272.21	272.15	271.65
Parziali		0.57	2.50	2.50	0.69	
Sviluppata Par.		0.80	2.50	2.50	0.98	
Sviluppata		0.00	0.80	3.30	5.81	6.79
Progressiva		-3.07	-2.50	0.00	2.50	3.19
Dislivelli		0.00	-0.55	-0.43	-0.35	-0.00

Sezione: 210  
 Progressiva: 1916.019  
 Q. Progetto: 272.441

Scala H 1/200.00  
 Scala V 1/200.00

270.00

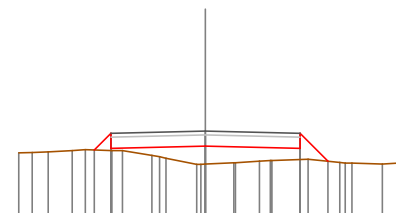


Quote		271.90	272.10	272.04	271.98	271.65
Parziali		0.50	2.50	2.50	0.73	
Sviluppata Par.		0.85	2.50	2.50	1.03	
Sviluppata		0.00	0.85	3.35	5.86	6.89
Progressiva		-3.10	-2.50	0.00	2.50	3.23
Dislivelli		0.00	-0.56	-0.43	-0.33	0.00

Sezione: 211  
 Progressiva: 1920.000  
 Q. Progetto: 272.205

Scala H 1/200.00  
 Scala V 1/200.00

270.00

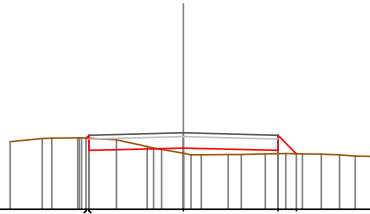


Quote		271.70	271.74	271.61	271.74	271.65
Parziali		0.44	2.50	2.50	0.74	
Sviluppata Par.		0.62	2.50	2.50	1.04	
Sviluppata		0.00	0.62	3.12	5.62	6.67
Progressiva		-2.94	-2.50	0.00	2.50	3.24
Dislivelli		0.00	-0.46	-0.47	-0.29	0.00

Sezione: 212  
 Progressiva: 1940.000  
 Q. Progetto: 271.018

Scala H 1/200.00  
 Scala V 1/200.00

269.00

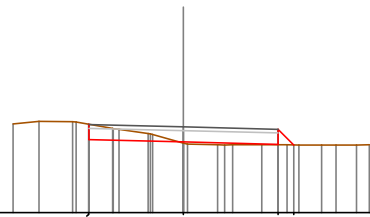


Quote	270.88 270.96	270.82	270.96 270.47
Parziali	2.50	2.50	0.49
Sviluppata Par.	2.50	2.50	0.69
Sviluppata	0.00 -2.58 2.50	0.11 2.61	5.11 5.81
Progressiva	0.00 -2.58 2.50	0.00 2.61	2.50 2.99
Dislivelli	0.00 0.08	-0.14	-0.09 -0.00

Sezione: 213  
 Progressiva: 1952.650  
 Q. Progetto: 270.267

Scala H 1/200.00  
 Scala V 1/200.00

268.00

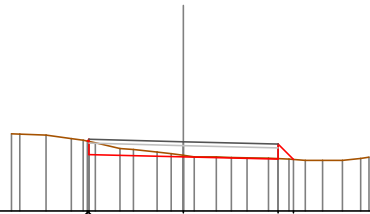


Quote	269.83	269.87	269.80 269.79
Parziali	2.50	2.50	0.42
Sviluppata Par.	2.50	2.50	0.59
Sviluppata	0.00 -2.51	0.00 2.50	5.00 5.59
Progressiva	0.00 -2.51	0.00 2.50	2.50 2.92
Dislivelli	0.00 0.00	-0.03	-0.01 -0.00

Sezione: 214  
 Progressiva: 1960.000  
 Q. Progetto: 269.831

Scala H 1/200.00  
 Scala V 1/200.00

268.00

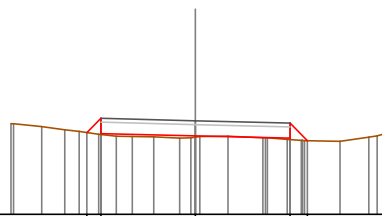


Quote	269.85 269.49	269.43	269.37 269.36
Parziali	2.50	2.50	0.41
Sviluppata Par.	2.50	2.50	0.58
Sviluppata	0.00 -2.55 0.07	0.00 2.57	5.07 5.64
Progressiva	0.00 -2.55 0.07	0.00 2.57	2.50 2.91
Dislivelli	-0.00 0.06	-0.04	-0.01 -0.00

Sezione: 215  
 Progressiva: 1966.523  
 Q. Progetto: 269.476

Scala H 1/200.00  
 Scala V 1/200.00

267.00



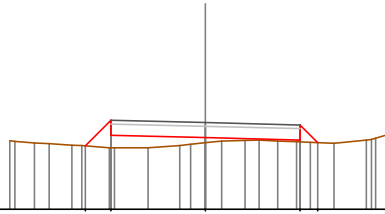
Quote	269.16 269.14	269.08	269.01 268.95
Parziali	0.38 2.50	2.50	0.46
Sviluppata Par.	0.53 2.50	2.50	0.65
Sviluppata	0.00 -2.86 0.53	0.00 3.03	5.53 6.19
Progressiva	0.00 -2.86 0.53	0.00 3.03	2.50 2.96
Dislivelli	-0.00 -0.43	-0.04	-0.04 -0.00



Sezione: 216  
 Progressiva: 1970.000  
 Q. Progetto: 269.291

Scala H 1/200.00  
 Scala V 1/200.00

267.00

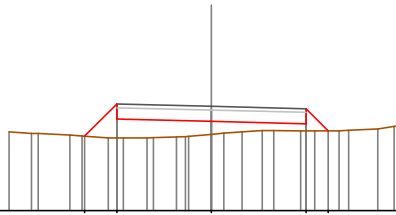


Quote	208.67	208.95	208.89	208.83	208.76
Parziali	0.68	2.50	2.50	0.47	
Sviluppata Par.	0.96	2.50	2.50	0.66	
Sviluppata	0.00	0.96	3.46	5.96	6.63
Progressiva	-3.18	-2.50	0.00	2.50	2.97
Dislivelli	0.00	0.73	0.14	0.05	0.00

Sezione: 217  
 Progressiva: 1980.000  
 Q. Progetto: 268.758

Scala H 1/200.00  
 Scala V 1/200.00

266.00

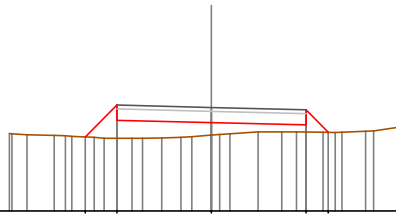


Quote	207.97	208.42	208.36	208.30	208.11
Parziali	0.85	2.50	2.50	0.59	
Sviluppata Par.	1.21	2.50	2.50	0.83	
Sviluppata	0.00	1.21	3.71	6.21	7.04
Progressiva	-3.35	-2.50	0.00	2.50	3.09
Dislivelli	0.00	0.90	0.34	0.19	0.00

Sezione: 218  
 Progressiva: 1980.396  
 Q. Progetto: 268.737

Scala H 1/200.00  
 Scala V 1/200.00

266.00

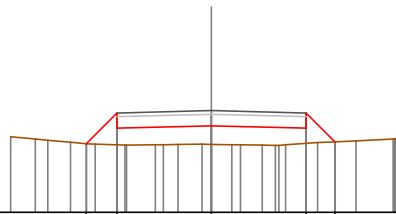


Quote	207.96	208.40	208.34	208.27	208.08
Parziali	0.84	2.50	2.50	0.59	
Sviluppata Par.	1.19	2.50	2.50	0.84	
Sviluppata	0.00	1.19	3.69	6.19	7.03
Progressiva	-3.34	-2.50	0.00	2.50	3.09
Dislivelli	0.00	0.87	0.33	0.19	0.00

Sezione: 219  
 Progressiva: 2000.000  
 Q. Progetto: 267.692

Scala H 1/200.00  
 Scala V 1/200.00

265.00

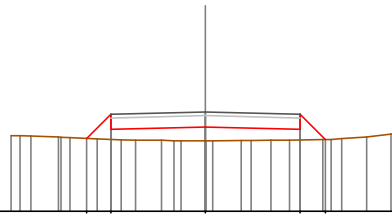


Quote	208.82	207.23	207.23	207.23	206.81
Parziali	0.81	2.50	2.50	0.76	
Sviluppata Par.	1.15	2.50	2.50	1.08	
Sviluppata	0.00	1.15	3.65	6.15	7.23
Progressiva	-3.31	-2.50	0.00	2.50	3.26
Dislivelli	0.00	0.84	0.49	0.41	0.00

Sezione: 220  
 Progressiva: 2020.000  
 Q. Progetto: 266.626

Scala H 1/200.00  
 Scala V 1/200.00

264.00



Quote		203.92	206.16	206.23	206.16	203.89
Parziali		0.64	2.50	2.50	0.67	
Sviluppata Par.		0.91	2.50	2.50	0.95	
Sviluppata		0.00	0.91	3.41	5.91	6.86
Progressiva		-3.14	-2.50	0.00	2.50	3.17
Dislivelli		0.00	-0.67	-0.36	-0.28	0.00

Sezione: 221  
 Progressiva: 2040.000  
 Q. Progetto: 265.560

Scala H 1/200.00  
 Scala V 1/200.00

264.00

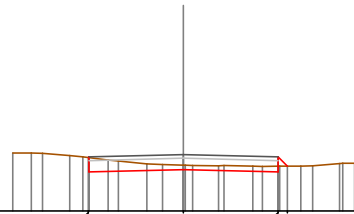


Quote		203.14	205.10	205.16	205.10	203.06
Parziali		0.36	2.50	2.50	0.44	
Sviluppata Par.		0.51	2.50	2.50	0.62	
Sviluppata		0.00	0.51	3.01	5.51	6.13
Progressiva		-2.86	-2.50	0.00	2.50	2.94
Dislivelli		-0.00	-0.39	-0.09	-0.05	0.00

Sezione: 222  
 Progressiva: 2060.000  
 Q. Progetto: 264.494

Scala H 1/200.00  
 Scala V 1/200.00

263.00

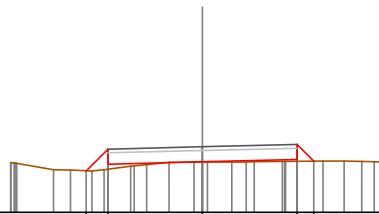


Quote		204.00	204.09	204.00	204.19	
Parziali			2.50	2.50	0.35	
Sviluppata Par.			2.50	2.50	0.35	
Sviluppata		0.00		2.50	5.00	5.35
Progressiva		-2.52		0.00	2.50	2.75
Dislivelli		0.00		-0.12	-0.15	0.00

Sezione: 223  
 Progressiva: 2077.658  
 Q. Progetto: 263.737

Scala H 1/200.00  
 Scala V 1/200.00

262.00

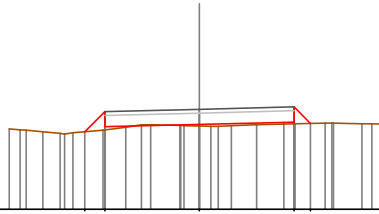


Quote		203.10	203.27	203.34	203.40	203.38
Parziali		0.58	2.50	2.50	0.44	
Sviluppata Par.		0.81	2.50	2.50	0.63	
Sviluppata		0.00	0.81	3.32	5.82	6.44
Progressiva		-3.08	-2.50	0.00	2.50	2.94
Dislivelli		0.00	-0.54	-0.01	-0.05	0.00

Sezione: 224  
 Progressiva: 2080.000  
 Q. Progetto: 263.642

Scala H 1/200.00  
 Scala V 1/200.00

261.00

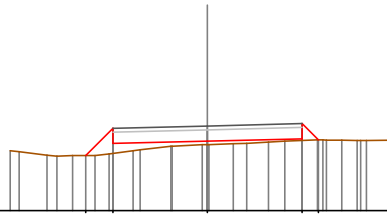


Quote		2080.05	2081.18	2082.24	2083.30	2083.27
Parziali		0.53	2.50	2.50	0.44	
Sviluppata Par.		0.75	2.50	2.50	0.62	
Sviluppata		0.00	0.75	3.25	5.76	6.38
Progressiva		-3.03	-2.50	0.00	2.50	2.94
Dislivelli		0.00	-0.48	-0.04	-0.05	-0.00

Sezione: 225  
 Progressiva: 2090.000  
 Q. Progetto: 263.237

Scala H 1/200.00  
 Scala V 1/200.00

261.00

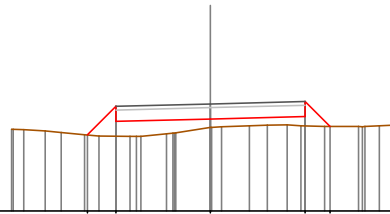


Quote		2090.46	2091.77	2092.84	2093.90	2093.87
Parziali		0.72	2.50	2.50	0.43	
Sviluppata Par.		1.02	2.50	2.50	0.61	
Sviluppata		0.00	1.02	3.52	6.02	6.63
Progressiva		-3.22	-2.50	0.00	2.50	2.93
Dislivelli		-0.00	-0.66	-0.09	-0.05	-0.00

Sezione: 226  
 Progressiva: 2100.000  
 Q. Progetto: 262.833

Scala H 1/200.00  
 Scala V 1/200.00

260.00

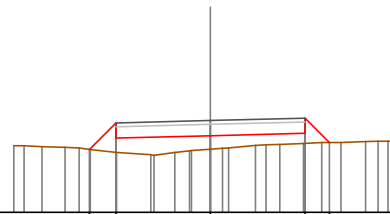


Quote		2100.01	2101.27	2102.43	2103.50	2103.23
Parziali		0.76	2.50	2.50	0.66	
Sviluppata Par.		1.07	2.50	2.50	0.93	
Sviluppata		0.00	1.07	3.57	6.07	7.01
Progressiva		-3.26	-2.50	0.00	2.50	3.16
Dislivelli		0.00	-0.79	-0.22	-0.24	-0.00

Sezione: 227  
 Progressiva: 2110.000  
 Q. Progetto: 262.428

Scala H 1/200.00  
 Scala V 1/200.00

260.00

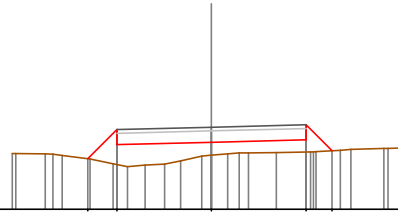


Quote		2110.06	2111.07	2112.03	2113.00	2112.95
Parziali		0.70	2.50	2.50	0.64	
Sviluppata Par.		0.99	2.50	2.50	0.91	
Sviluppata		0.00	0.99	3.50	6.00	6.91
Progressiva		-3.20	-2.50	0.00	2.50	3.14
Dislivelli		-0.00	-0.78	-0.35	-0.27	-0.00

Sezione: 228  
 Progressiva: 2116.387  
 Q. Progetto: 262.170

Scala H 1/200.00  
 Scala V 1/200.00

260.00

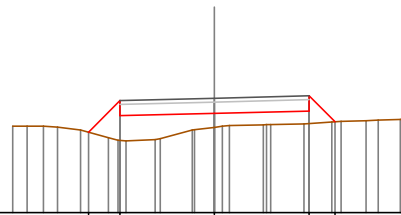


Quote	261.34	261.71	261.77	261.83	261.95
Parziali	0.77	2.50	2.50	0.69	
Sviluppata Par.	1.09	2.50	2.50	0.97	
Sviluppata	0.00	1.09	3.59	6.09	7.06
Progressiva	-0.00	-3.27	-2.50	2.50	3.19
Dislivelli	-0.00	-0.93	-0.34	-0.32	-0.00

Sezione: 229  
 Progressiva: 2120.000  
 Q. Progetto: 262.023

Scala H 1/200.00  
 Scala V 1/200.00

259.00

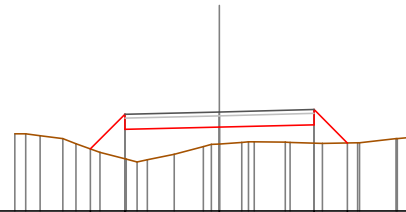


Quote	261.13	261.96	261.62	261.69	261.40
Parziali	0.83	2.50	2.50	0.69	
Sviluppata Par.	1.18	2.50	2.50	0.97	
Sviluppata	0.00	1.18	3.68	6.18	7.15
Progressiva	-0.00	-3.33	-2.50	2.50	3.19
Dislivelli	-0.00	1.05	-0.37	-0.33	-0.00

Sezione: 230  
 Progressiva: 2130.000  
 Q. Progetto: 261.619

Scala H 1/200.00  
 Scala V 1/200.00

259.00

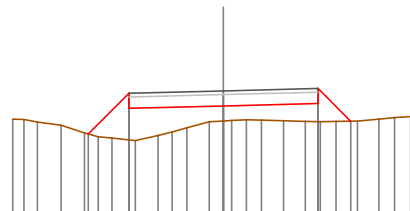


Quote	260.04	261.16	261.22	261.28	260.60
Parziali	0.92	2.50	2.50	0.88	
Sviluppata Par.	1.30	2.50	2.50	1.25	
Sviluppata	0.00	1.30	3.80	6.30	7.54
Progressiva	-0.00	-3.42	-2.50	2.50	3.38
Dislivelli	-0.00	1.18	-0.45	-0.49	-0.00

Sezione: 231  
 Progressiva: 2140.000  
 Q. Progetto: 261.214

Scala H 1/200.00  
 Scala V 1/200.00

258.00

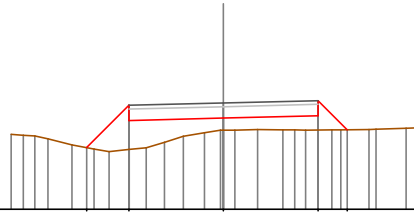


Quote	260.07	260.75	260.51	260.88	260.41
Parziali	1.08	2.50	2.50	0.87	
Sviluppata Par.	1.52	2.50	2.50	1.23	
Sviluppata	0.00	1.52	4.03	6.53	7.75
Progressiva	-0.00	-3.58	-2.50	2.50	3.37
Dislivelli	-0.00	1.23	-0.40	-0.48	-0.00

Sezione: 232  
 Progressiva: 2150.000  
 Q. Progetto: 260.810

Scala H 1/200.00  
 Scala V 1/200.00

258.00

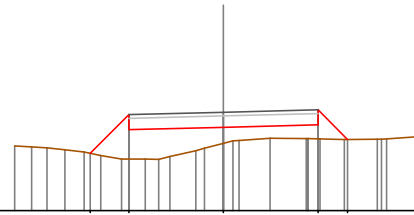


Quote	259.63	260.35	260.41	260.47	260.10
Parziali	1.12	2.50	2.50	0.77	
Sviluppata Par.	1.58	2.50	2.50	1.09	
Sviluppata	0.00	1.58	4.08	6.58	7.68
Progressiva	-3.62	-2.50	0.00	2.50	3.27
Dislivelli	0.00	1.16	0.32	0.38	0.00

Sezione: 233  
 Progressiva: 2155.116  
 Q. Progetto: 260.603

Scala H 1/200.00  
 Scala V 1/200.00

258.00

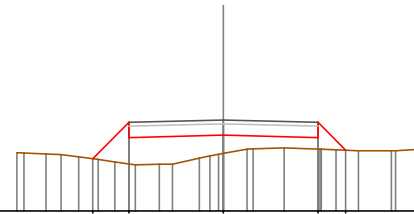


Quote	259.61	260.14	260.20	260.27	259.86
Parziali	1.03	2.50	2.50	0.79	
Sviluppata Par.	1.45	2.50	2.50	1.11	
Sviluppata	0.00	1.45	3.95	6.45	7.56
Progressiva	-3.53	-2.50	0.00	2.50	3.29
Dislivelli	0.00	1.18	0.43	0.37	-0.00

Sezione: 234  
 Progressiva: 2160.000  
 Q. Progetto: 260.405

Scala H 1/200.00  
 Scala V 1/200.00

258.00

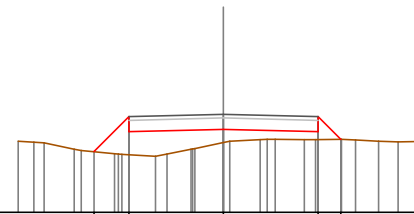


Quote	259.36	259.94	260.00	259.94	259.61
Parziali	0.96	2.50	2.50	0.73	
Sviluppata Par.	1.36	2.50	2.50	1.04	
Sviluppata	0.00	1.36	3.86	6.36	7.39
Progressiva	-3.46	-2.50	0.00	2.50	3.23
Dislivelli	0.00	1.10	0.48	0.30	0.00

Sezione: 235  
 Progressiva: 2180.000  
 Q. Progetto: 259.596

Scala H 1/200.00  
 Scala V 1/200.00

257.00

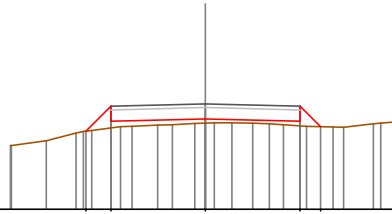


Quote	258.61	259.13	259.20	259.13	258.86
Parziali	0.93	2.50	2.50	0.60	
Sviluppata Par.	1.31	2.50	2.50	0.85	
Sviluppata	0.00	1.31	3.81	6.31	7.17
Progressiva	-3.43	-2.50	0.00	2.50	3.10
Dislivelli	0.00	1.01	0.35	0.21	0.00

Sezione: 236  
 Progressiva: 2200.000  
 Q. Progetto: 258.787

Scala H 1/200.00  
 Scala V 1/200.00

256.00

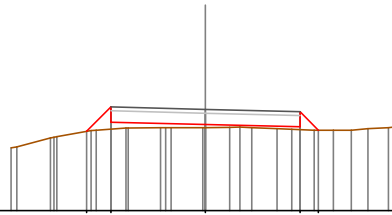


Quote		258.06	258.32	258.39	258.32	258.18
Parziali		0.66	2.50	2.50	0.54	
Sviluppata Par.		0.94	2.50	2.50	0.77	
Sviluppata		0.00	0.94	3.44	5.94	6.70
Progressiva		-3.16	-2.50	0.00	2.50	3.04
Dislivelli		0.00	-0.57	-0.11	-0.12	0.00

Sezione: 237  
 Progressiva: 2202.717  
 Q. Progetto: 258.677

Scala H 1/200.00  
 Scala V 1/200.00

256.00

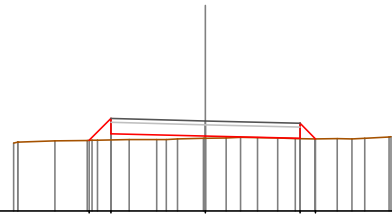


Quote		258.10	258.34	258.28	258.21	258.13
Parziali		0.64	2.50	2.50	0.49	
Sviluppata Par.		0.91	2.50	2.50	0.69	
Sviluppata		0.00	0.91	3.41	5.91	6.60
Progressiva		-3.14	-2.50	0.00	2.50	2.99
Dislivelli		0.00	-0.58	-0.08	-0.07	0.00

Sezione: 238  
 Progressiva: 2210.000  
 Q. Progetto: 258.382

Scala H 1/200.00  
 Scala V 1/200.00

256.00

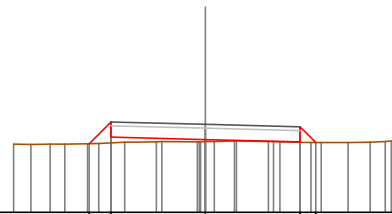


Quote		257.87	258.04	257.98	257.92	257.81
Parziali		0.58	2.50	2.50	0.41	
Sviluppata Par.		0.81	2.50	2.50	0.58	
Sviluppata		0.00	0.81	3.32	5.82	6.40
Progressiva		-3.08	-2.50	0.00	2.50	2.91
Dislivelli		0.00	-0.57	0.06	0.00	-0.00

Sezione: 239  
 Progressiva: 2211.355  
 Q. Progetto: 258.327

Scala H 1/200.00  
 Scala V 1/200.00

256.00

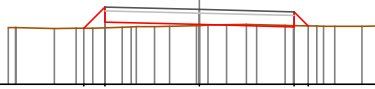


Quote		257.82	257.99	257.93	257.86	257.78
Parziali		0.57	2.50	2.50	0.42	
Sviluppata Par.		0.81	2.50	2.50	0.59	
Sviluppata		0.00	0.81	3.31	5.81	6.40
Progressiva		-3.07	-2.50	0.00	2.50	2.92
Dislivelli		0.00	-0.55	-0.06	-0.01	0.00

Sezione: 240  
 Progressiva: 2219.994  
 Q. Progetto: 257.978

Scala H 1/200.00  
 Scala V 1/200.00

256.00

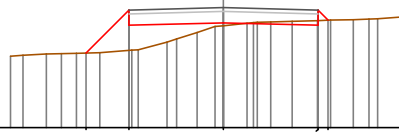


Quote		257.48 257.94		257.98		257.92 257.94
Parziali		0.56	2.50	2.50		0.37
Sviluppata Par.		0.79	2.50	2.50		0.53
Sviluppata		0.00		3.29		5.79
Progressiva		-3.06	-2.50	0.00		2.50
Dislivelli		0.00	-0.55	-0.03		-0.03

Sezione: 241  
 Progressiva: 2240.000  
 Q. Progetto: 257.170

Scala H 1/200.00  
 Scala V 1/200.00

254.00

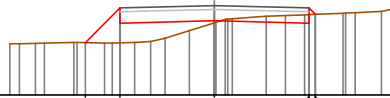


Quote		255.97		256.71		256.77		256.71 256.84
Parziali		1.14	2.50	2.50		0.27		0.27
Sviluppata Par.		1.61	2.50	2.50		0.35		0.35
Sviluppata		0.00		4.11		6.61		6.96
Progressiva		-3.64	-2.50	0.00		2.50		2.77
Dislivelli		-0.00	1.07	-0.07		-0.12		0.00

Sezione: 242  
 Progressiva: 2260.000  
 Q. Progetto: 256.363

Scala H 1/200.00  
 Scala V 1/200.00

254.00

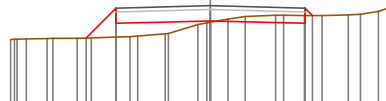


Quote		255.36		255.90		255.96		255.90 256.13
Parziali		0.92	2.50	2.50		0.22		0.22
Sviluppata Par.		1.30	2.50	2.50		0.30		0.30
Sviluppata		0.00		3.80		6.30		6.53
Progressiva		-3.42	-2.50	0.00		2.50		2.67
Dislivelli		-0.00	0.92	0.06		-0.22		0.00

Sezione: 243  
 Progressiva: 2280.000  
 Q. Progetto: 255.556

Scala H 1/200.00  
 Scala V 1/200.00

253.00

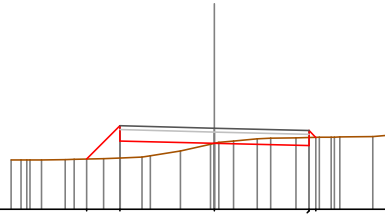


Quote		254.70		255.15		255.09		255.09 255.39
Parziali		0.79	2.50	2.50		0.30		0.30
Sviluppata Par.		1.12	2.50	2.50		0.38		0.38
Sviluppata		0.00		3.62		6.12		6.40
Progressiva		-3.29	-2.50	0.00		2.50		2.70
Dislivelli		-0.00	-0.77	-0.04		-0.21		-0.00

Sezione: 244  
 Progressiva: 2290.252  
 Q. Progetto: 255.143

Scala H 1/200.00  
 Scala V 1/200.00

253.00

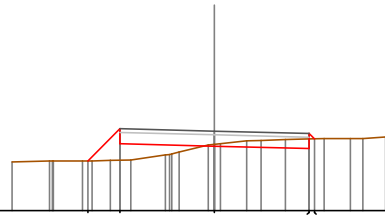


Quote	254.32	254.81	254.74	254.68	254.90
Parziali	0.88	2.50	2.50		
Sviluppata Par.	1.25	2.50	2.50		
Sviluppata	0.00	1.25	3.75	6.25	6.50
Progressiva	-3.38	-2.50	0.00	2.50	2.68
Dislivelli	-0.00	-0.85	0.00	-0.21	0.00

Sezione: 245  
 Progressiva: 2291.245  
 Q. Progetto: 255.102

Scala H 1/200.00  
 Scala V 1/200.00

253.00

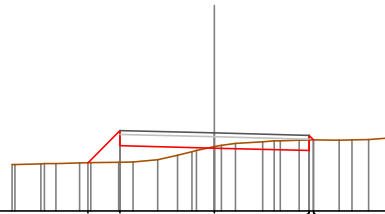


Quote	254.31	254.76	254.70	254.64	254.90
Parziali	0.85	2.50	2.50		
Sviluppata Par.	1.20	2.50	2.50		
Sviluppata	0.00	1.20	3.70	6.20	6.41
Progressiva	-3.35	-2.50	0.00	2.50	2.64
Dislivelli	-0.00	-0.83	-0.05	-0.25	0.00

Sezione: 246  
 Progressiva: 2292.238  
 Q. Progetto: 255.062

Scala H 1/200.00  
 Scala V 1/200.00

253.00

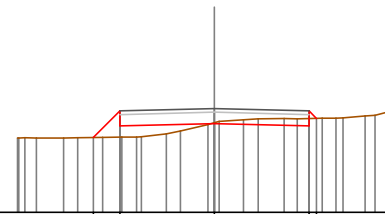


Quote	254.27	254.72	254.66	254.60	254.86
Parziali	0.85	2.50	2.50		
Sviluppata Par.	1.20	2.50	2.50		
Sviluppata	0.00	1.20	3.70	6.20	6.38
Progressiva	-3.35	-2.50	0.00	2.50	2.62
Dislivelli	-0.00	-0.84	-0.04	-0.28	0.00

Sezione: 247  
 Progressiva: 2300.000  
 Q. Progetto: 254.749

Scala H 1/200.00  
 Scala V 1/200.00

252.00



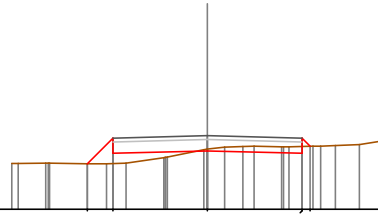
Quote	253.96	254.29	254.35	254.29	254.48
Parziali	0.71	2.50	2.50		
Sviluppata Par.	1.00	2.50	2.50		
Sviluppata	0.00	1.00	3.50	6.00	6.28
Progressiva	-3.21	-2.50	0.00	2.50	2.70
Dislivelli	-0.00	-0.70	-0.02	-0.19	0.00



Sezione: 248  
 Progressiva: 2320.000  
 Q. Progetto: 253.942

Scala H 1/200.00  
 Scala V 1/200.00

252.00

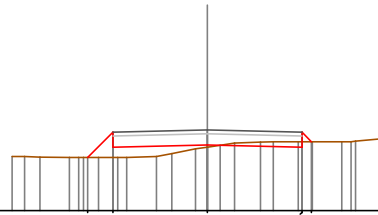


Quote		2320.00	2320.48	2320.54	2320.48	2320.06
Parziali		0.68	2.50	2.50		
Sviluppata Par.		0.96	2.50	2.50		
Sviluppata		0.00	0.96	3.46	5.96	6.27
Progressiva		-3.18	-2.50	0.00	2.50	2.72
Dislivelli		0.00	-0.67	-0.04	-0.18	-0.00

Sezione: 249  
 Progressiva: 2340.000  
 Q. Progetto: 253.135

Scala H 1/200.00  
 Scala V 1/200.00

251.00

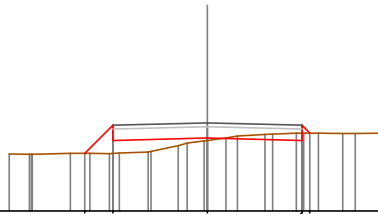


Quote		2340.00	2340.87	2340.74	2340.87	2340.82
Parziali		0.67	2.50	2.50		
Sviluppata Par.		0.94	2.50	2.50		
Sviluppata		0.00	0.94	3.45	5.95	6.30
Progressiva		-3.17	-2.50	0.00	2.50	2.75
Dislivelli		0.00	-0.67	-0.06	-0.15	0.00

Sezione: 250  
 Progressiva: 2360.000  
 Q. Progetto: 252.328

Scala H 1/200.00  
 Scala V 1/200.00

250.00

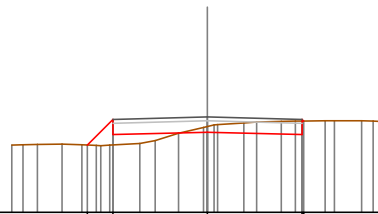


Quote		2360.00	2360.87	2360.00	2360.87	2360.06
Parziali		0.74	2.50	2.50		
Sviluppata Par.		1.05	2.50	2.50		
Sviluppata		0.00	1.05	3.55	6.05	6.94
Progressiva		-3.24	-2.50	0.00	2.50	2.71
Dislivelli		0.00	-0.74	-0.06	-0.19	0.00

Sezione: 251  
 Progressiva: 2380.000  
 Q. Progetto: 251.521

Scala H 1/200.00  
 Scala V 1/200.00

249.00

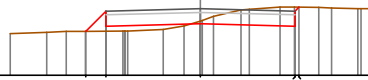


Quote		2380.00	2380.06	2380.12	2380.06	2380.04
Parziali		0.68	2.50	2.50		
Sviluppata Par.		0.96	2.50	2.50		
Sviluppata		0.00	0.96	3.46	5.96	6.02
Progressiva		-3.18	-2.50	0.00	2.50	2.54
Dislivelli		0.00	-0.67	-0.15	-0.36	0.00

Sezione: 252  
 Progressiva: 2400.000  
 Q. Progetto: 250.758

Scala H 1/200.00  
 Scala V 1/200.00

249.00

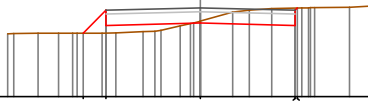


Quote	250.16	250.30	250.36	250.30	250.00
Parziali	0.64	2.50	2.50		
Sviluppata Par.	0.76	2.50	2.50		
Sviluppata	0.00	0.76	3.26	5.76	5.90
Progressiva	-3.04	-2.50	0.00	2.50	2.60
Dislivelli	0.00	-0.53	-0.07	-0.50	0.00

Sezione: 253  
 Progressiva: 2420.000  
 Q. Progetto: 250.344

Scala H 1/200.00  
 Scala V 1/200.00

248.00

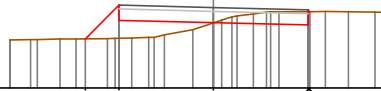


Quote	249.68	249.68	249.94	249.68	250.04
Parziali	0.60	2.50	2.50		
Sviluppata Par.	0.85	2.50	2.50		
Sviluppata	0.00	0.85	3.35	5.85	5.94
Progressiva	-3.10	-2.50	0.00	2.50	2.56
Dislivelli	0.00	-0.60	-0.05	-0.46	0.00

Sezione: 254  
 Progressiva: 2430.801  
 Q. Progetto: 250.127

Scala H 1/200.00  
 Scala V 1/200.00

248.00

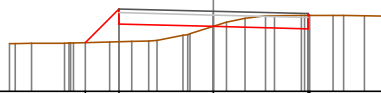


Quote	249.30	249.79	249.73	249.66	250.02
Parziali	0.89	2.50	2.50		
Sviluppata Par.	1.26	2.50	2.50		
Sviluppata	0.00	1.26	3.76	6.26	6.32
Progressiva	-3.39	-2.50	0.00	2.50	2.55
Dislivelli	0.00	-0.88	0.01	-0.35	0.00

Sezione: 255  
 Progressiva: 2431.228  
 Q. Progetto: 250.119

Scala H 1/200.00  
 Scala V 1/200.00

248.00

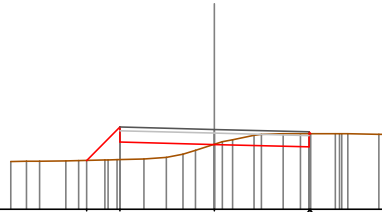


Quote	249.29	249.78	249.72	249.66	250.01
Parziali	0.89	2.50	2.50		
Sviluppata Par.	1.26	2.50	2.50		
Sviluppata	0.00	1.26	3.76	6.26	6.33
Progressiva	-3.39	-2.50	0.00	2.50	2.55
Dislivelli	0.00	-0.87	-0.00	-0.35	0.00

Sezione: 256  
 Progressiva: 2431.655  
 Q. Progetto: 250.110

Scala H 1/200.00  
 Scala V 1/200.00

248.00

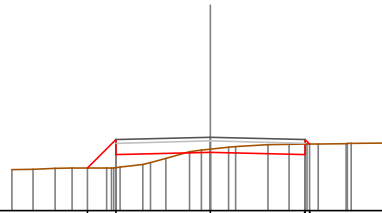


Quote	24629	24677	24671	24905	25000
Parziali	0.88	2.50	2.50		
Sviluppata Par.	1.25	2.50	2.50		
Sviluppata	0.00	1.25	3.75	6.25	6.32
Progressiva	-3.38	-2.50	0.00	2.50	2.55
Dislivelli	0.00	-0.86	-0.00	-0.35	0.00

Sezione: 257  
 Progressiva: 2440.000  
 Q. Progetto: 249.942

Scala H 1/200.00  
 Scala V 1/200.00

248.00

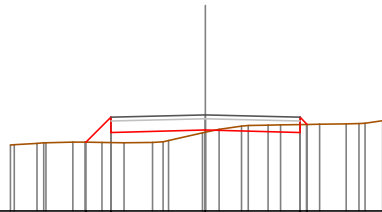


Quote	24913	24948	24954	24948	24976
Parziali	0.75	2.50	2.50		
Sviluppata Par.	1.07	2.50	2.50		
Sviluppata	0.00	1.07	3.57	6.07	6.24
Progressiva	-3.25	-2.50	0.00	2.50	2.62
Dislivelli	0.00	-0.74	-0.08	-0.28	-0.00

Sezione: 258  
 Progressiva: 2460.000  
 Q. Progetto: 249.541

Scala H 1/200.00  
 Scala V 1/200.00

247.00

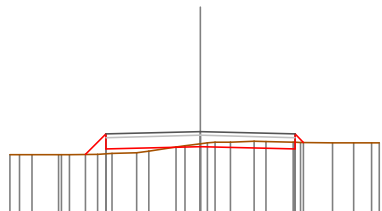


Quote	24882	24908	24914	24908	24929
Parziali	0.66	2.50	2.50		
Sviluppata Par.	0.93	2.50	2.50		
Sviluppata	0.00	0.93	3.43	5.93	6.20
Progressiva	-3.16	-2.50	0.00	2.50	2.69
Dislivelli	0.00	0.67	0.06	-0.21	-0.00

Sezione: 259  
 Progressiva: 2480.000  
 Q. Progetto: 249.139

Scala H 1/200.00  
 Scala V 1/200.00

247.00

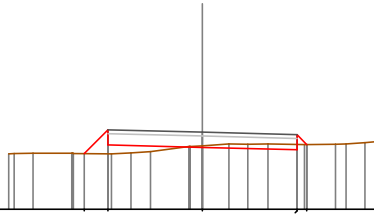


Quote	24853	24888	24874	24868	24889
Parziali	0.54	2.50	2.50		
Sviluppata Par.	0.77	2.50	2.50		
Sviluppata	0.00	0.77	3.27	5.77	6.09
Progressiva	-3.04	-2.50	0.00	2.50	2.73
Dislivelli	-0.00	-0.53	-0.07	-0.18	0.00

Sezione: 260  
 Progressiva: 2485.192  
 Q. Progetto: 249.035

Scala H 1/200.00  
 Scala V 1/200.00

247.00

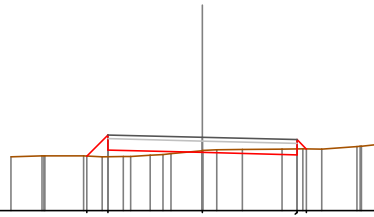


Quote	248.47	248.70	248.03	248.57	248.71
Parziali	0.63	2.50	2.50	0.35	
Sviluppata Par.	0.88	2.50	2.50	0.37	
Sviluppata	-0.00 + 0.00	-0.88	3.39	5.89	6.26
Progressiva	-3.13	-2.50	0.00	2.50	2.76
Dislivelli	-0.63	-0.63	-0.04	-0.14	-0.00

Sezione: 261  
 Progressiva: 2490.000  
 Q. Progetto: 248.938

Scala H 1/200.00  
 Scala V 1/200.00

247.00

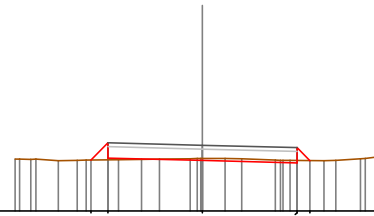


Quote	248.44	248.60	248.54	248.48	248.63
Parziali	0.56	2.50	2.50	0.35	
Sviluppata Par.	0.79	2.50	2.50	0.35	
Sviluppata	-0.00 + 0.00	-0.79	3.29	5.80	6.14
Progressiva	-3.06	-2.50	0.00	2.50	2.75
Dislivelli	-0.58	-0.58	-0.05	-0.15	0.00

Sezione: 262  
 Progressiva: 2500.000  
 Q. Progetto: 248.737

Scala H 1/200.00  
 Scala V 1/200.00

247.00

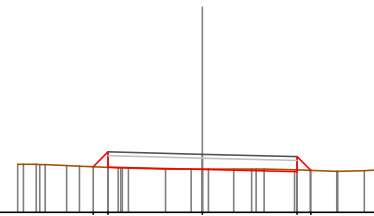


Quote	248.35	248.40	248.34	248.27	248.33
Parziali	0.45	2.50	2.50	0.34	
Sviluppata Par.	0.64	2.50	2.50	0.48	
Sviluppata	-0.00 + 0.00	-0.64	3.14	5.64	6.13
Progressiva	-2.95	-2.50	0.00	2.50	2.84
Dislivelli	-0.45	-0.45	-0.05	-0.06	0.00

Sezione: 263  
 Progressiva: 2510.000  
 Q. Progetto: 248.537

Scala H 1/200.00  
 Scala V 1/200.00

247.00

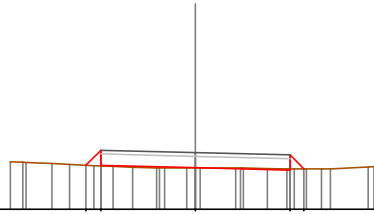


Quote	248.21	248.20	248.14	248.07	248.11
Parziali	0.39	2.50	2.50	0.36	
Sviluppata Par.	0.55	2.50	2.50	0.32	
Sviluppata	-0.00 + 0.00	-0.55	3.05	5.55	6.07
Progressiva	-2.89	-2.50	0.00	2.50	2.86
Dislivelli	-0.41	-0.41	-0.01	-0.05	-0.00

Sezione: 264  
 Progressiva: 2511.971  
 Q. Progetto: 248.497

Scala H 1/200.00  
 Scala V 1/200.00

247.00

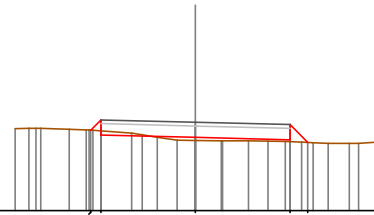


Quote	24616 24616	24610	24600 24606
Parziali	0.40	2.50	2.50 0.37
Sviluppata Par.	0.56	2.50	2.50 0.52
Sviluppata	0.00 0.56	3.06	5.56 6.09
Progressiva	-0.00 -2.90 -0.41	0.00	2.50 2.87
Dislivelli	-0.00 -0.41	-0.01	-0.03 -0.00

Sezione: 265  
 Progressiva: 2520.000  
 Q. Progetto: 248.336

Scala H 1/200.00  
 Scala V 1/200.00

246.00

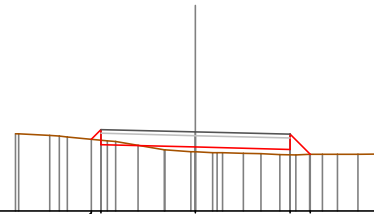


Quote	24613 24600	24734	24737 24730
Parziali	0.37	2.50	2.50 0.47
Sviluppata Par.	0.38	2.50	2.50 0.67
Sviluppata	0.00 0.38	2.89	5.39 6.05
Progressiva	0.00 -2.77 -0.29	0.00	2.50 2.97
Dislivelli	0.00 -0.29	-0.08	-0.05 -0.00

Sezione: 266  
 Progressiva: 2530.000  
 Q. Progetto: 248.092

Scala H 1/200.00  
 Scala V 1/200.00

246.00

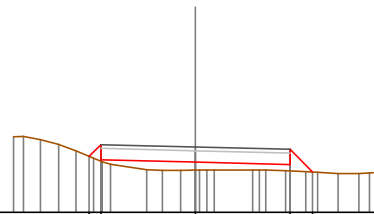


Quote	24734 24735	24739	24733 24730
Parziali	0.38	2.50	2.50 0.53
Sviluppata Par.	0.38	2.50	2.50 0.76
Sviluppata	0.00 0.36	2.86	5.36 6.12
Progressiva	0.00 -2.76 -0.28	0.00	2.50 3.03
Dislivelli	0.00 -0.28	-0.13	-0.14 -0.00

Sezione: 267  
 Progressiva: 2538.749  
 Q. Progetto: 247.729

Scala H 1/200.00  
 Scala V 1/200.00

246.00

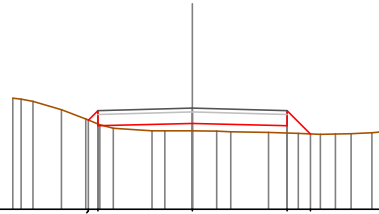


Quote	24736 24739	24733	24727 24729
Parziali	0.33	2.50	2.50 0.60
Sviluppata Par.	0.44	2.50	2.50 0.85
Sviluppata	0.00 0.44	2.94	5.44 6.29
Progressiva	-0.00 -2.81 -0.44	0.00	2.50 3.10
Dislivelli	-0.00 -0.44	-0.21	-0.17 -0.00

Sezione: 268  
 Progressiva: 2540.000  
 Q. Progetto: 247.670

Scala H 1/200.00  
 Scala V 1/200.00

245.00

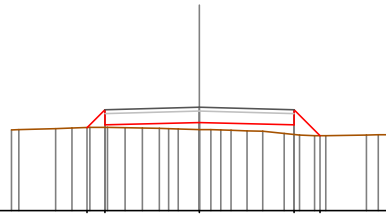


Quote	247.36 247.21	247.27	247.21 246.99
Parziali	0.35 2.50	2.50	0.62
Sviluppata Par.	0.35 2.50	2.50	0.87
Sviluppata	0.00 0.36	2.86	5.36 6.23
Progressiva	-2.75 -2.50	0.00	2.50 3.12
Dislivelli	0.00 -0.36	-0.20	-0.19 -0.00

Sezione: 269  
 Progressiva: 2560.000  
 Q. Progetto: 246.730

Scala H 1/200.00  
 Scala V 1/200.00

244.00

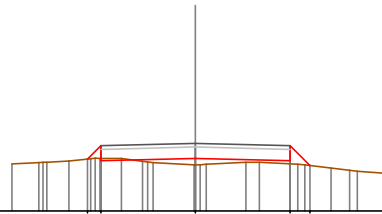


Quote	246.20 246.27	246.33	246.27 246.98
Parziali	0.47 2.50	2.50	0.69
Sviluppata Par.	0.67 2.50	2.50	0.98
Sviluppata	0.00 0.67	3.17	5.67 6.64
Progressiva	-2.97 -2.50	0.00	2.50 3.19
Dislivelli	0.00 -0.46	-0.19	-0.25 -0.00

Sezione: 270  
 Progressiva: 2580.000  
 Q. Progetto: 245.791

Scala H 1/200.00  
 Scala V 1/200.00

244.00

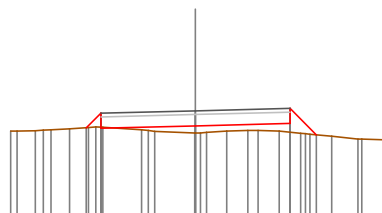


Quote	245.27 245.53	245.59	245.53 245.20
Parziali	0.35 2.50	2.50	0.52
Sviluppata Par.	0.50 2.50	2.50	0.74
Sviluppata	0.00 0.50	3.00	5.50 6.24
Progressiva	-2.85 -2.50	0.00	2.50 3.02
Dislivelli	0.00 -0.34	-0.17	0.08 -0.00

Sezione: 271  
 Progressiva: 2581.073  
 Q. Progetto: 245.740

Scala H 1/200.00  
 Scala V 1/200.00

243.00

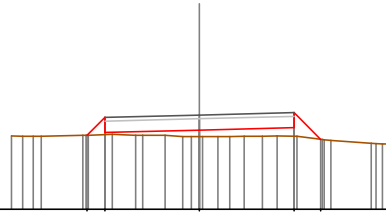


Quote	245.29 245.28	245.34	245.10 245.10
Parziali	0.39 2.50	2.50	0.70
Sviluppata Par.	0.55 2.50	2.50	0.99
Sviluppata	0.00 0.55	3.05	5.55 6.54
Progressiva	-2.89 -2.50	0.00	2.50 3.20
Dislivelli	0.00 -0.37	-0.19	-0.23 -0.00

Sezione: 272  
 Progressiva: 2586.378  
 Q. Progetto: 245.491

Scala H 1/200.00  
 Scala V 1/200.00

243.00

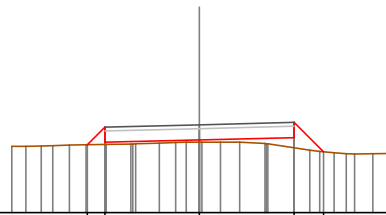


Quote	244.85	246.03	246.09	246.15	244.85
Parziali	0.47	2.50	2.50	0.71	
Sviluppata Par.	0.67	2.50	2.50	1.00	
Sviluppata	0.00	0.67	3.17	5.67	6.67
Progressiva	-2.97	-2.50	0.00	2.50	3.21
Dislivelli	-0.00	-0.46	-0.17	-0.23	-0.00

Sezione: 273  
 Progressiva: 2590.000  
 Q. Progetto: 245.321

Scala H 1/200.00  
 Scala V 1/200.00

243.00

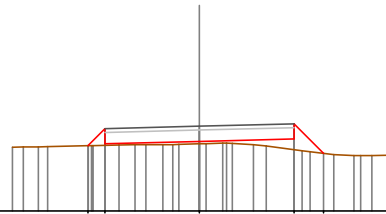


Quote	244.79	244.86	244.92	244.98	244.86
Parziali	0.46	2.50	2.50	0.78	
Sviluppata Par.	0.66	2.50	2.50	1.10	
Sviluppata	0.00	0.66	3.16	5.66	6.76
Progressiva	-2.96	-2.50	0.00	2.50	3.28
Dislivelli	-0.00	-0.46	-0.06	-0.27	-0.00

Sezione: 274  
 Progressiva: 2591.683  
 Q. Progetto: 245.242

Scala H 1/200.00  
 Scala V 1/200.00

243.00

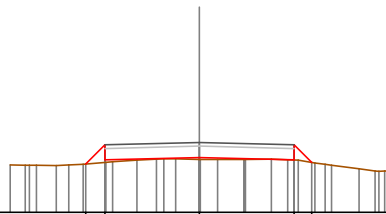


Quote	244.73	244.78	244.84	244.90	244.83
Parziali	0.45	2.50	2.50	0.78	
Sviluppata Par.	0.64	2.50	2.50	1.10	
Sviluppata	0.00	0.64	3.14	5.64	6.74
Progressiva	-2.95	-2.50	0.00	2.50	3.28
Dislivelli	-0.00	-0.44	-0.07	-0.28	-0.00

Sezione: 275  
 Progressiva: 2600.000  
 Q. Progetto: 244.851

Scala H 1/200.00  
 Scala V 1/200.00

243.00

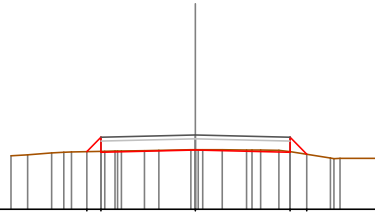


Quote	244.53	244.59	244.65	244.59	244.52
Parziali	0.51	2.50	2.50	0.47	
Sviluppata Par.	0.72	2.50	2.50	0.66	
Sviluppata	0.00	0.72	3.22	5.72	6.38
Progressiva	-3.01	-2.50	0.00	2.50	2.97
Dislivelli	-0.00	-0.47	-0.05	-0.00	-0.00

Sezione: 276  
 Progressiva: 2620.000  
 Q. Progetto: 243.963

Scala H 1/200.00  
 Scala V 1/200.00

242.00

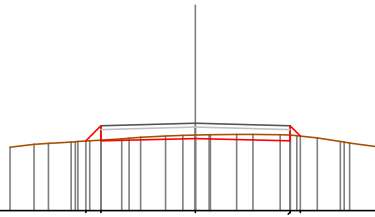


Quote	243.52 243.50	243.96	243.50 243.48
Parziali	0.38 0.53	2.50	2.50 0.45
Sviluppata Par.	0.53	2.50	2.50 0.63
Sviluppata	0.00 -2.88 -2.50	0.00 3.03	5.53 6.17
Progressiva	-0.00 -0.37	-0.01	-0.03 -0.00
Dislivelli			

Sezione: 277  
 Progressiva: 2640.000  
 Q. Progetto: 243.307

Scala H 1/200.00  
 Scala V 1/200.00

241.00

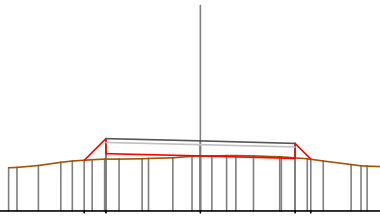


Quote	242.84 242.84	243.31	242.84 242.87
Parziali	0.40 0.57	2.50	2.50 0.27
Sviluppata Par.	0.57	2.50	2.50 0.38
Sviluppata	0.00 -2.90 -2.50	0.00 3.07	5.57 5.95
Progressiva	-0.00 -0.38	-0.09	-0.16 0.00
Dislivelli			

Sezione: 278  
 Progressiva: 2653.831  
 Q. Progetto: 242.853

Scala H 1/200.00  
 Scala V 1/200.00

241.00

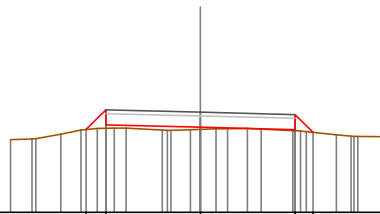


Quote	242.34 242.52	242.45	242.39 242.37
Parziali	0.57 0.81	2.50	2.50 0.42
Sviluppata Par.	0.81	2.50	2.50 0.59
Sviluppata	0.00 -3.07 -2.50	0.00 3.31	5.81 6.41
Progressiva	-0.00 0.54	-0.00	-0.01 0.00
Dislivelli			

Sezione: 279  
 Progressiva: 2660.000  
 Q. Progetto: 242.650

Scala H 1/200.00  
 Scala V 1/200.00

240.00



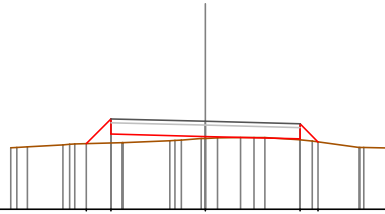
Quote	242.15 242.31	242.25	242.15 242.11
Parziali	0.52 0.74	2.50	2.50 0.47
Sviluppata Par.	0.74	2.50	2.50 0.67
Sviluppata	0.00 -3.02 -2.50	0.00 3.24	5.74 6.41
Progressiva	-0.00 -0.49	-0.05	-0.03 -0.00
Dislivelli			



Sezione: 280  
 Progressiva: 2670.000  
 Q. Progetto: 242.322

Scala H 1/200.00  
 Scala V 1/200.00

240.00

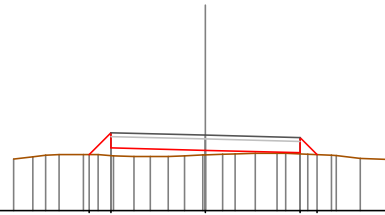


Quote		241.73	241.98	241.92	241.86	241.78
Parziali		0.65	2.50	2.50	0.48	
Sviluppata Par.		0.92	2.50	2.50	0.68	
Sviluppata		0.00	0.92	3.42	5.92	6.60
Progressiva		-3.15	-2.50	0.00	2.50	2.98
Dislivelli		0.00	-0.63	-0.05	-0.02	-0.00

Sezione: 281  
 Progressiva: 2680.000  
 Q. Progetto: 241.994

Scala H 1/200.00  
 Scala V 1/200.00

240.00

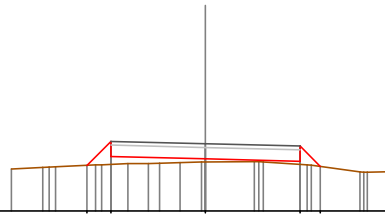


Quote		241.48	241.66	241.59	241.53	241.48
Parziali		0.58	2.50	2.50	0.45	
Sviluppata Par.		0.82	2.50	2.50	0.64	
Sviluppata		0.00	0.82	3.32	5.82	6.46
Progressiva		-3.08	-2.50	0.00	2.50	2.95
Dislivelli		0.00	-0.60	-0.12	-0.03	-0.00

Sezione: 282  
 Progressiva: 2686.561  
 Q. Progetto: 241.779

Scala H 1/200.00  
 Scala V 1/200.00

240.00

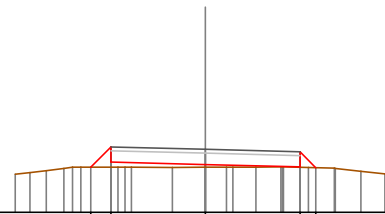


Quote		241.21	241.44	241.36	241.32	241.18
Parziali		0.63	2.50	2.50	0.54	
Sviluppata Par.		0.90	2.50	2.50	0.76	
Sviluppata		0.00	0.90	3.40	5.90	6.66
Progressiva		-3.13	-2.50	0.00	2.50	3.04
Dislivelli		0.00	0.61	0.08	0.08	-0.00

Sezione: 283  
 Progressiva: 2690.000  
 Q. Progetto: 241.666

Scala H 1/200.00  
 Scala V 1/200.00

240.00

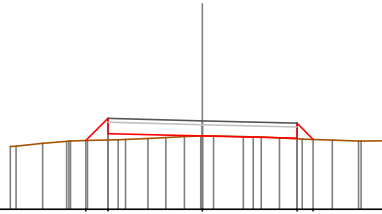


Quote		241.25	241.33	241.27	241.25	241.18
Parziali		0.53	2.50	2.50	0.42	
Sviluppata Par.		0.75	2.50	2.50	0.59	
Sviluppata		0.00	0.75	3.25	5.75	6.35
Progressiva		-3.03	-2.50	0.00	2.50	2.92
Dislivelli		0.00	-0.53	-0.07	-0.01	-0.00

Sezione: 284  
 Progressiva: 2700.000  
 Q. Progetto: 241.337

Scala H 1/200.00  
 Scala V 1/200.00

239.00

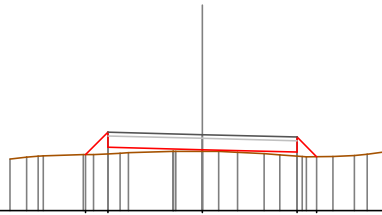


Quote	240.81	241.00	240.94	240.87	240.84
Parziali	0.59	2.50	2.50	0.43	
Sviluppata Par.	0.83	2.50	2.50	0.61	
Sviluppata	0.00	0.83	3.33	5.83	6.44
Progressiva	-3.09	-2.50	0.00	2.50	2.93
Dislivelli	0.00	-0.57	0.00	-0.01	0.00

Sezione: 285  
 Progressiva: 2710.000  
 Q. Progetto: 241.009

Scala H 1/200.00  
 Scala V 1/200.00

239.00

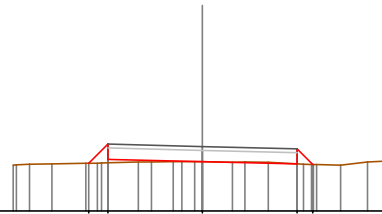


Quote	240.48	240.67	240.61	240.55	240.43
Parziali	0.59	2.50	2.50	0.52	
Sviluppata Par.	0.84	2.50	2.50	0.74	
Sviluppata	0.00	0.84	3.34	5.84	6.58
Progressiva	-3.09	-2.50	0.00	2.50	3.02
Dislivelli	0.00	-0.57	0.04	-0.11	-0.00

Sezione: 286  
 Progressiva: 2719.291  
 Q. Progetto: 240.704

Scala H 1/200.00  
 Scala V 1/200.00

239.00

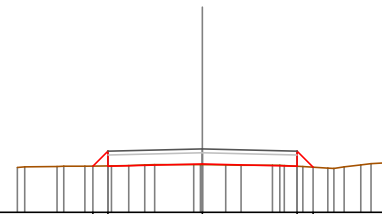


Quote	240.26	240.57	240.50	240.24	240.23
Parziali	0.50	2.50	2.50	0.42	
Sviluppata Par.	0.71	2.50	2.50	0.59	
Sviluppata	0.00	0.71	3.21	5.72	6.30
Progressiva	-3.00	-2.50	0.00	2.50	2.92
Dislivelli	0.00	0.49	0.00	-0.01	-0.00

Sezione: 287  
 Progressiva: 2720.000  
 Q. Progetto: 240.681

Scala H 1/200.00  
 Scala V 1/200.00

239.00

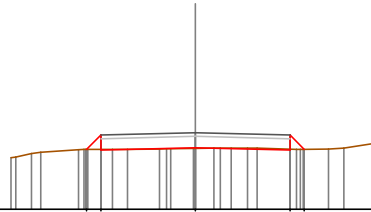


Quote	240.22	240.22	240.28	240.22	240.19
Parziali	0.40	2.50	2.50	0.42	
Sviluppata Par.	0.56	2.50	2.50	0.60	
Sviluppata	0.00	0.56	3.06	5.56	6.16
Progressiva	-2.90	-2.50	0.00	2.50	2.92
Dislivelli	0.00	-0.39	-0.02	-0.00	-0.00

Sezione: 288  
 Progressiva: 2740.000  
 Q. Progetto: 240.024

Scala H 1/200.00  
 Scala V 1/200.00

238.00

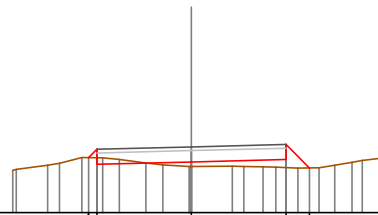


Quote	238.08 238.06	238.02	238.06 238.08
Parziali	0.38 0.54	2.50	2.50 0.38
Sviluppata Par.	0.54	2.50	2.50 0.54
Sviluppata	0.00 0.54	3.04	5.54 6.07
Progressiva	-2.88 -2.50	0.00	2.50 2.88
Dislivelli	-0.00 -0.38	-0.02	-0.03 -0.00

Sezione: 289  
 Progressiva: 2748.586  
 Q. Progetto: 239.739

Scala H 1/200.00  
 Scala V 1/200.00

238.00

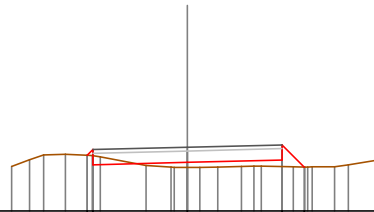


Quote	238.46 238.28	238.34	238.40 238.18
Parziali	0.32 0.32	2.50	2.50 0.62
Sviluppata Par.	0.32	2.50	2.50 0.62
Sviluppata	0.00 0.32	2.82	5.32 6.20
Progressiva	-2.72 -2.50	0.00	2.50 3.12
Dislivelli	0.00 -0.23	-0.12	-0.21 0.00

Sezione: 290  
 Progressiva: 2750.000  
 Q. Progetto: 239.685

Scala H 1/200.00  
 Scala V 1/200.00

238.00

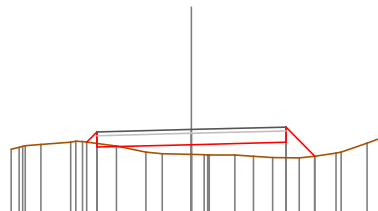


Quote	238.47 238.22	238.24	238.36 238.16
Parziali	0.21 0.21	2.50	2.50 0.58
Sviluppata Par.	0.21	2.50	2.50 0.58
Sviluppata	0.00 0.21	2.71	5.21 6.04
Progressiva	-2.65 -2.50	0.00	2.50 3.08
Dislivelli	0.00 -0.16	-0.13	-0.17 0.00

Sezione: 291  
 Progressiva: 2760.000  
 Q. Progetto: 239.191

Scala H 1/200.00  
 Scala V 1/200.00

237.00

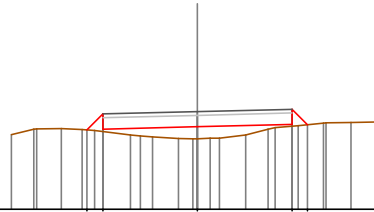


Quote	238.84 238.73	238.79	238.85 238.61
Parziali	0.27 0.33	2.50	2.50 0.77
Sviluppata Par.	0.33	2.50	2.50 1.08
Sviluppata	0.00 0.38	2.89	5.39 6.47
Progressiva	-2.77 -2.50	0.00	2.50 3.27
Dislivelli	0.00 -0.31	-0.26	-0.41 0.00

Sezione: 292  
 Progressiva: 2770.000  
 Q. Progetto: 238.580

Scala H 1/200.00  
 Scala V 1/200.00

236.00

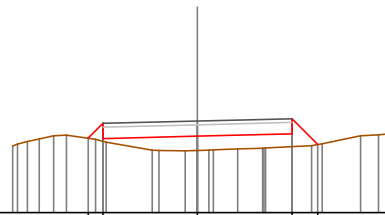


Quote	238.10 238.12	238.18	238.24 238.24
Parziali	0.42 0.60	2.50	2.50 0.41
Sviluppata Par.	0.60	2.50	2.50 0.58
Sviluppata	0.00 0.60	3.10	5.60 6.17
Progressiva	-0.00 -0.46	-2.92 -2.50	0.00 2.50 -2.91
Dislivelli	-0.00 -0.46	-0.32	0.00 2.50 -2.91

Sezione: 293  
 Progressiva: 2772.600  
 Q. Progetto: 238.421

Scala H 1/200.00  
 Scala V 1/200.00

236.00

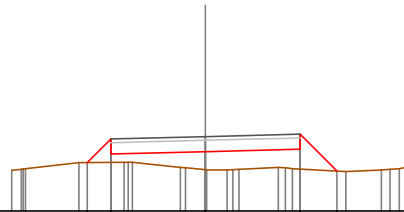


Quote	237.97 237.96	238.02	238.08 237.90
Parziali	0.39 0.55	2.50	2.50 0.68
Sviluppata Par.	0.55	2.50	2.50 0.97
Sviluppata	0.00 0.55	3.05	5.55 6.52
Progressiva	-0.00 -0.47	-2.89 -2.50	0.00 2.50 -3.18
Dislivelli	-0.00 -0.47	-0.38	0.00 2.50 -3.18

Sezione: 294  
 Progressiva: 2780.000  
 Q. Progetto: 237.969

Scala H 1/200.00  
 Scala V 1/200.00

236.00

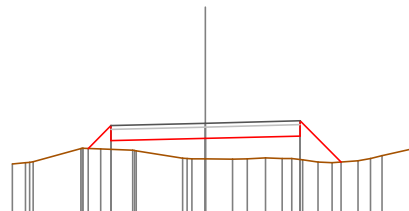


Quote	237.28 237.51	237.57	237.63 237.96
Parziali	0.62 0.88	2.50	2.50 0.98
Sviluppata Par.	0.88	2.50	2.50 1.38
Sviluppata	0.00 0.88	3.38	5.88 7.26
Progressiva	-0.00 -0.62	-3.12 -2.50	0.00 2.50 -3.46
Dislivelli	-0.00 -0.62	-0.48	0.00 2.50 -3.46

Sezione: 295  
 Progressiva: 2790.000  
 Q. Progetto: 237.358

Scala H 1/200.00  
 Scala V 1/200.00

235.00



Quote	236.69 236.90	236.96	237.02 236.33
Parziali	0.61 0.86	2.50	2.50 1.09
Sviluppata Par.	0.86	2.50	2.50 1.54
Sviluppata	0.00 0.86	3.36	5.86 7.40
Progressiva	-0.00 -0.63	-3.11 -2.50	0.00 2.50 -3.59
Dislivelli	-0.00 -0.63	-0.54	0.00 2.50 -3.59

Sezione: 296  
 Progressiva: 2796.613  
 Q. Progetto: 236.954

Scala H 1/200.00  
 Scala V 1/200.00

234.00

Quote	236.85	236.49	236.35	236.02	236.04
Parziali	1.05	2.50	2.50	0.98	
Sviluppata Par.	1.48	2.50	2.50	1.38	
Sviluppata	-0.00	+1.48	+3.98	+6.48	+7.86
Progressiva	-0.00	-3.55	-2.50	0.00	2.50
Dislivelli	-0.00	-0.89	-0.49	-0.53	-0.00

Sezione: 297  
 Progressiva: 2800.000  
 Q. Progetto: 236.747

Scala H 1/200.00  
 Scala V 1/200.00

234.00

Quote	236.54	236.28	236.35	236.28	236.79
Parziali	1.14	2.50	2.50	0.90	
Sviluppata Par.	1.61	2.50	2.50	1.27	
Sviluppata	-0.00	+3.64	+6.11	+6.61	+7.88
Progressiva	-0.00	-3.64	-2.50	0.00	2.50
Dislivelli	-0.00	-0.88	-0.45	-0.44	-0.00

Sezione: 298  
 Progressiva: 2820.000  
 Q. Progetto: 235.525

Scala H 1/200.00  
 Scala V 1/200.00

233.00

Quote	234.49	235.06	235.12	235.06	234.83
Parziali	0.97	2.50	2.50	0.63	
Sviluppata Par.	1.38	2.50	2.50	0.89	
Sviluppata	-0.00	+3.47	+6.38	+6.38	+7.27
Progressiva	-0.00	-3.47	-2.50	0.00	3.13
Dislivelli	-0.00	-0.62	-0.22	-0.18	-0.00

Sezione: 299  
 Progressiva: 2827.869  
 Q. Progetto: 235.044

Scala H 1/200.00  
 Scala V 1/200.00

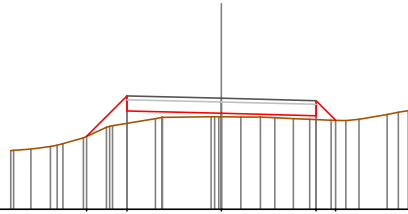
232.00

Quote	234.10	234.71	234.64	234.65	234.51
Parziali	1.01	2.50	2.50	0.47	
Sviluppata Par.	1.43	2.50	2.50	0.67	
Sviluppata	-0.00	+3.51	+6.43	+6.43	+7.10
Progressiva	-0.00	-3.51	-2.50	0.00	2.97
Dislivelli	-0.00	-0.90	-0.10	-0.05	-0.00

Sezione: 300  
 Progressiva: 2829.659  
 Q. Progetto: 234.934

Scala H 1/200.00  
 Scala V 1/200.00

232.00

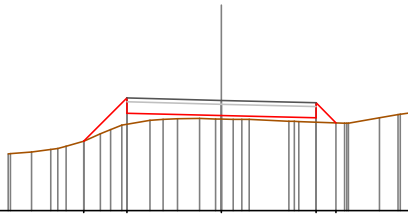


Quote	233.93	234.90	234.93	234.47	234.35
Parziali	1.07	2.50	2.50	0.52	
Sviluppata Par.	1.51	2.50	2.50	0.74	
Sviluppata	0.00	1.51	4.01	6.51	7.25
Progressiva	-3.57	-2.50	0.00	2.50	3.02
Dislivelli	-0.00	-0.72	-0.09	-0.10	-0.00

Sezione: 301  
 Progressiva: 2830.000  
 Q. Progetto: 234.913

Scala H 1/200.00  
 Scala V 1/200.00

232.00

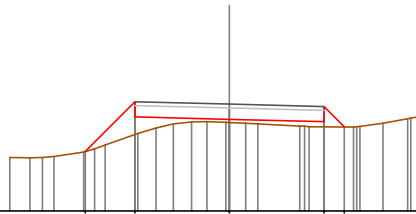


Quote	233.83	234.98	234.91	234.45	234.32
Parziali	1.14	2.50	2.50	0.53	
Sviluppata Par.	1.61	2.50	2.50	0.75	
Sviluppata	0.00	1.61	4.11	6.62	7.37
Progressiva	-3.64	-2.50	0.00	2.50	3.03
Dislivelli	0.00	-0.69	-0.09	-0.11	-0.00

Sezione: 302  
 Progressiva: 2831.448  
 Q. Progetto: 234.825

Scala H 1/200.00  
 Scala V 1/200.00

232.00

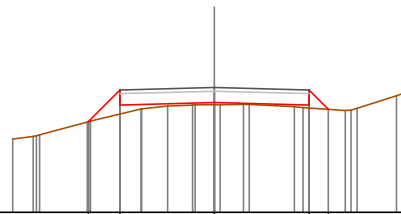


Quote	233.37	234.49	234.42	234.36	234.22
Parziali	1.31	2.50	2.50	0.54	
Sviluppata Par.	1.86	2.50	2.50	0.76	
Sviluppata	0.00	1.86	4.36	6.86	7.62
Progressiva	-3.81	-2.50	0.00	2.50	3.04
Dislivelli	-0.00	-0.86	-0.08	-0.13	-0.00

Sezione: 303  
 Progressiva: 2840.000  
 Q. Progetto: 234.302

Scala H 1/200.00  
 Scala V 1/200.00

231.00

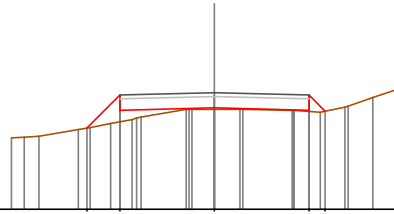


Quote	233.40	233.94	233.90	233.94	233.75
Parziali	0.84	2.50	2.50	0.51	
Sviluppata Par.	1.19	2.50	2.50	0.73	
Sviluppata	0.00	1.19	3.69	6.19	6.92
Progressiva	-3.34	-2.50	0.00	2.50	3.01
Dislivelli	-0.00	-0.64	-0.06	-0.08	-0.00

Sezione: 304  
 Progressiva: 2860.000  
 Q. Progetto: 233.080

Scala H 1/200.00  
 Scala V 1/200.00

230.00

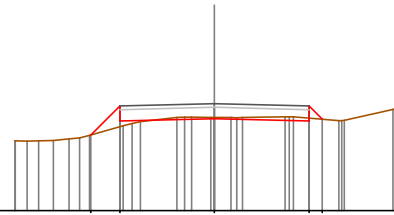


Quote	232.15	232.02	232.08	232.02	232.09
Parziali	0.87	2.50	2.50	0.43	
Sviluppata Par.	1.23	2.50	2.50	0.60	
Sviluppata	0.00	1.23	3.73	6.24	6.84
Progressiva	-3.37	-2.50	0.00	2.50	2.93
Dislivelli	-0.00	-0.71	-0.04	-0.03	-0.00

Sezione: 305  
 Progressiva: 2880.000  
 Q. Progetto: 231.830

Scala H 1/200.00  
 Scala V 1/200.00

229.00

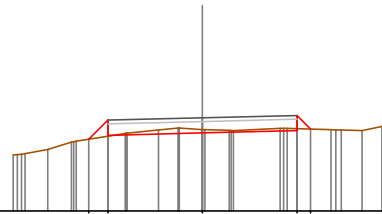


Quote	233.99	231.37	231.43	231.37	231.42
Parziali	0.77	2.50	2.50	0.35	
Sviluppata Par.	1.09	2.50	2.50	0.50	
Sviluppata	0.00	1.09	3.59	6.10	6.59
Progressiva	-3.27	-2.50	0.00	2.50	2.85
Dislivelli	-0.00	-0.55	-0.03	-0.08	-0.00

Sezione: 306  
 Progressiva: 2885.749  
 Q. Progetto: 231.465

Scala H 1/200.00  
 Scala V 1/200.00

229.00

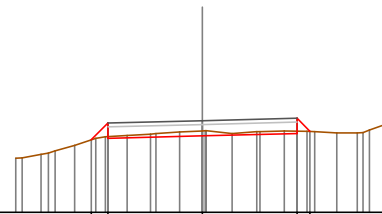


Quote	230.96	231.06	231.07	231.13	231.17
Parziali	0.51	2.50	2.50	0.36	
Sviluppata Par.	0.72	2.50	2.50	0.51	
Sviluppata	0.00	0.72	3.22	5.72	6.23
Progressiva	-3.01	-2.50	0.00	2.50	2.86
Dislivelli	-0.00	-0.42	-0.09	-0.05	-0.00

Sezione: 307  
 Progressiva: 2886.391  
 Q. Progetto: 231.424

Scala H 1/200.00  
 Scala V 1/200.00

229.00

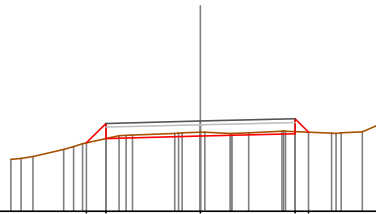


Quote	230.92	230.98	231.02	231.09	231.14
Parziali	0.44	2.50	2.50	0.35	
Sviluppata Par.	0.62	2.50	2.50	0.49	
Sviluppata	0.00	0.62	3.12	5.63	6.11
Progressiva	-2.94	-2.50	0.00	2.50	2.85
Dislivelli	-0.00	-0.36	-0.13	-0.06	-0.00

Sezione: 308  
 Progressiva: 2887.034  
 Q. Progetto: 231.384

Scala H 1/200.00  
 Scala V 1/200.00

229.00

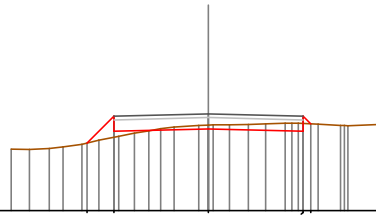


Quote		230.61 230.92		230.98		231.05 231.09
Parziali		0.51	2.50	2.50		0.36
Sviluppata Par.		0.73	2.50	2.50		0.50
Sviluppata		0.00		3.23		5.73
Progressiva		-3.01	-2.50	0.00		2.50
Dislivelli		-0.40		-0.10		-0.06
						-0.00

Sezione: 309  
 Progressiva: 2900.000  
 Q. Progetto: 230.560

Scala H 1/200.00  
 Scala V 1/200.00

228.00

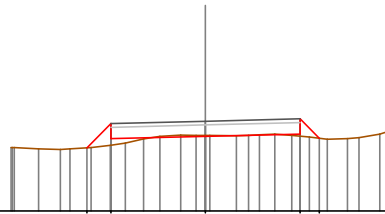


Quote		230.78 230.10		230.16		230.10 230.20
Parziali		0.71	2.50	2.50		0.30
Sviluppata Par.		1.01	2.50	2.50		0.30
Sviluppata		0.00		3.51		6.01
Progressiva		-3.21	-2.50	0.00		2.50
Dislivelli		-0.56		-0.10		-0.21
						-0.00
						6.30

Sezione: 310  
 Progressiva: 2918.668  
 Q. Progetto: 229.374

Scala H 1/200.00  
 Scala V 1/200.00

227.00

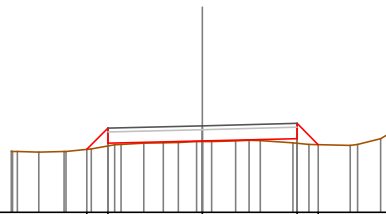


Quote		230.67 230.91		230.97		230.94 230.92
Parziali		0.64	2.50	2.50		0.51
Sviluppata Par.		0.90	2.50	2.50		0.72
Sviluppata		0.00		3.41		5.91
Progressiva		-3.14	-2.50	0.00		2.50
Dislivelli		-0.57		-0.02		0.06
						0.00
						6.63

Sezione: 311  
 Progressiva: 2920.000  
 Q. Progetto: 229.290

Scala H 1/200.00  
 Scala V 1/200.00

227.00



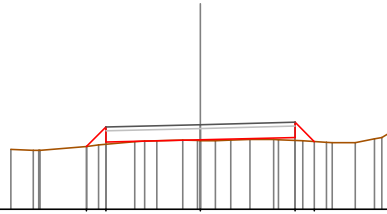
Quote		230.67 230.83		230.89		230.85 230.79
Parziali		0.56	2.50	2.50		0.56
Sviluppata Par.		0.79	2.50	2.50		0.80
Sviluppata		0.00		3.29		5.79
Progressiva		-3.06	-2.50	0.00		2.50
Dislivelli		-0.47		-0.02		-0.12
						0.00
						6.59



Sezione: 312  
 Progressiva: 2920.860  
 Q. Progetto: 229.235

Scala H 1/200.00  
 Scala V 1/200.00

227.00

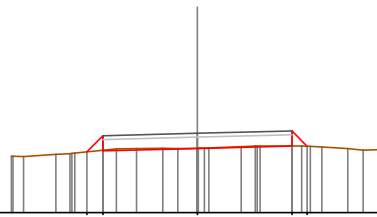


Quote	228.66 228.77		228.84	228.90 228.79
Parziali	0.52	2.50	2.50	0.51
Sviluppata Par.	0.73	2.50	2.50	0.72
Sviluppata	0.00 -3.02	0.73	3.23	5.73 6.45
Progressiva	-0.46	-2.50	0.00	-0.08 -3.01
Dislivelli	0.00	-0.46	-0.02	-0.08 -3.01

Sezione: 313  
 Progressiva: 2923.052  
 Q. Progetto: 229.096

Scala H 1/200.00  
 Scala V 1/200.00

227.00

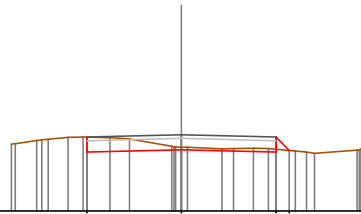


Quote	228.61 228.63		228.70	228.76 228.75
Parziali	0.42	2.50	2.50	0.40
Sviluppata Par.	0.60	2.50	2.50	0.57
Sviluppata	0.00 -2.92	0.60	3.10	5.60 6.17
Progressiva	-0.38	-2.50	0.00	-0.00 -2.90
Dislivelli	0.00	-0.38	-0.01	-0.00 -2.90

Sezione: 314  
 Progressiva: 2940.000  
 Q. Progetto: 228.019

Scala H 1/200.00  
 Scala V 1/200.00

226.00

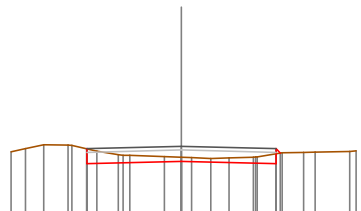


Quote	227.96		227.92	227.96 227.90
Parziali		2.50	2.50	0.35
Sviluppata Par.		2.50	2.50	0.50
Sviluppata	0.00		2.50	5.00 5.50
Progressiva	-0.00	-2.50	0.00	-0.08 -2.62
Dislivelli	-0.00	-2.50	-0.07	-0.08 -2.62

Sezione: 315  
 Progressiva: 2960.000  
 Q. Progetto: 226.749

Scala H 1/200.00  
 Scala V 1/200.00

225.00

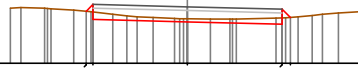


Quote	226.29		226.35	226.29 226.31
Parziali		2.50	2.50	
Sviluppata Par.		2.50	2.50	
Sviluppata	0.00		2.50	5.00 5.17
Progressiva	-0.00	-2.51	0.00	-0.26 -2.62
Dislivelli	-0.00	-2.51	-0.11	-0.26 -2.62

Sezione: 316  
 Progressiva: 2964.443  
 Q. Progetto: 226.492

Scala H 1/200.00  
 Scala V 1/200.00

225.00

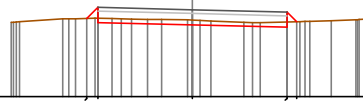


Quote	2963.77 2963.15	2963.00	2963.03 2963.21
Parziali	2.50	2.50	
Sviluppata Par.	2.50	2.50	
Sviluppata	0.00 0.26	2.76	5.26 5.57
Progressiva	2.68 2.50	0.00	2.50 2.72
Dislivelli	0.00 -0.20	-0.08	-0.17 0.00

Sezione: 317  
 Progressiva: 2968.391  
 Q. Progetto: 226.297

Scala H 1/200.00  
 Scala V 1/200.00

224.00

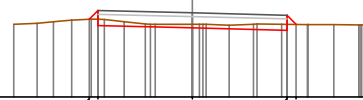


Quote	2968.07 2967.96	2968.00	2968.03 2968.08
Parziali	2.50	2.50	
Sviluppata Par.	2.50	2.50	
Sviluppata	0.00 0.42	2.92	5.42 5.76
Progressiva	2.79 2.50	0.00	2.50 2.76
Dislivelli	0.00 -0.29	-0.13	-0.14 0.00

Sezione: 318  
 Progressiva: 2970.000  
 Q. Progetto: 226.226

Scala H 1/200.00  
 Scala V 1/200.00

224.00

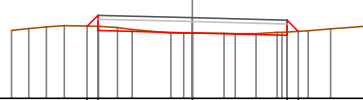


Quote	2969.96 2969.89	2969.93	2969.96 2969.92
Parziali	2.50	2.50	
Sviluppata Par.	2.50	2.50	
Sviluppata	0.00 0.33	2.83	5.33 5.67
Progressiva	2.73 2.50	0.00	2.50 2.74
Dislivelli	0.00 -0.23	-0.09	-0.16 0.00

Sezione: 319  
 Progressiva: 2972.340  
 Q. Progetto: 226.132

Scala H 1/200.00  
 Scala V 1/200.00

224.00

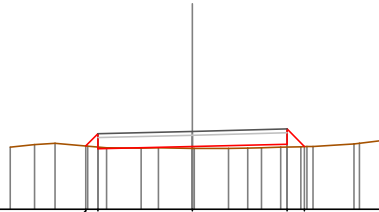


Quote	2972.61 2972.79	2972.73	2972.67 2972.71
Parziali	2.50	2.50	
Sviluppata Par.	2.50	2.50	
Sviluppata	0.00 0.40	2.90	5.40 5.83
Progressiva	2.76 2.50	0.00	2.50 2.80
Dislivelli	0.00 -0.29	-0.01	-0.08 0.00

Sezione: 320  
 Progressiva: 2974.466  
 Q. Progetto: 226.057

Scala H 1/200.00  
 Scala V 1/200.00

224.00

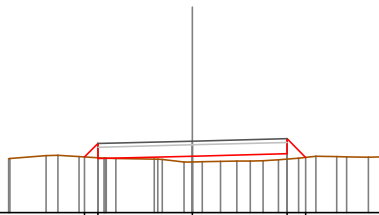


Quote	226.67 226.59	226.06	226.72 226.66
Parziali	0.32 0.46	2.50	2.50 0.46
Sviluppata Par.	0.46	2.50	2.50 0.66
Sviluppata	0.00 0.46	0.00 2.96	5.46 6.11
Progressiva	-2.82 -2.50	0.00	2.50 2.96
Dislivelli	0.00 -0.35	-0.05	-0.08 +0.00

Sezione: 321  
 Progressiva: 2980.000  
 Q. Progetto: 225.891

Scala H 1/200.00  
 Scala V 1/200.00

224.00

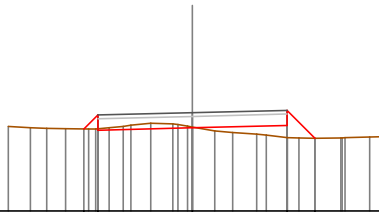


Quote	226.47 226.43	225.49	226.05 226.46
Parziali	0.36 0.51	2.50	2.50 0.49
Sviluppata Par.	0.51	2.50	2.50 0.70
Sviluppata	0.00 0.51	0.00 3.01	5.51 6.21
Progressiva	-2.86 -2.50	0.00	2.50 2.99
Dislivelli	0.00 -0.38	-0.15	-0.14 +0.00

Sezione: 322  
 Progressiva: 2990.000  
 Q. Progetto: 225.599

Scala H 1/200.00  
 Scala V 1/200.00

223.00

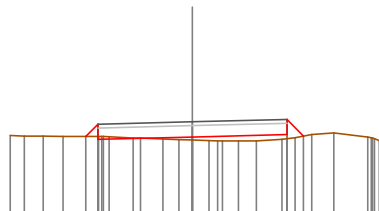


Quote	226.17 226.14	225.20	226.26 226.92
Parziali	0.37 0.52	2.50	2.50 0.74
Sviluppata Par.	0.52	2.50	2.50 1.05
Sviluppata	0.00 0.52	0.00 3.02	5.52 6.57
Progressiva	-2.87 -2.50	0.00	2.50 3.24
Dislivelli	0.00 -0.36	-0.02	-0.32 0.00

Sezione: 323  
 Progressiva: 3000.000  
 Q. Progetto: 225.395

Scala H 1/200.00  
 Scala V 1/200.00

223.00

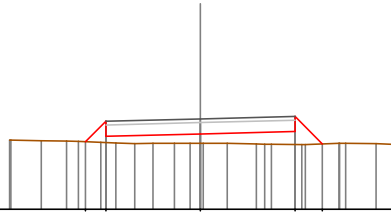


Quote	226.01 224.69	224.69	226.06 226.02
Parziali	0.32 0.46	2.50	2.50 0.44
Sviluppata Par.	0.46	2.50	2.50 0.62
Sviluppata	0.00 0.46	0.00 2.96	5.46 6.08
Progressiva	-2.82 -2.50	0.00	2.50 2.94
Dislivelli	0.00 -0.32	-0.08	-0.11 -0.00

Sezione: 324  
 Progressiva: 3010.000  
 Q. Progetto: 225.389

Scala H 1/200.00  
 Scala V 1/200.00

223.00

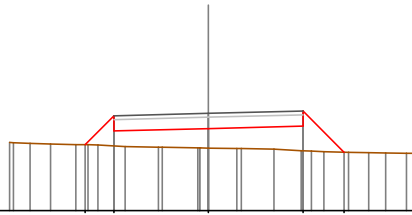


Quote		224.76	224.93	224.99	225.05	224.75
Parziali		0.54	2.50	2.50	0.73	
Sviluppata Par.		0.77	2.50	2.50	1.03	
Sviluppata		0.00	0.77	3.27	5.77	6.80
Progressiva		-3.04	-2.50	0.00	2.50	3.23
Dislivelli		-0.00	-0.57	-0.25	-0.34	-0.00

Sezione: 325  
 Progressiva: 3019.497  
 Q. Progetto: 225.570

Scala H 1/200.00  
 Scala V 1/200.00

223.00

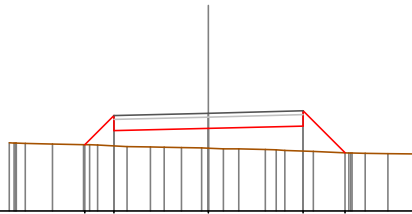


Quote		224.74	225.11	225.17	225.23	224.54
Parziali		0.76	2.50	2.50	1.09	
Sviluppata Par.		1.08	2.50	2.50	1.54	
Sviluppata		0.00	1.08	3.58	6.08	7.63
Progressiva		-3.26	-2.50	0.00	2.50	3.59
Dislivelli		0.00	-0.80	-0.52	-0.65	0.00

Sezione: 326  
 Progressiva: 3020.000  
 Q. Progetto: 225.584

Scala H 1/200.00  
 Scala V 1/200.00

223.00

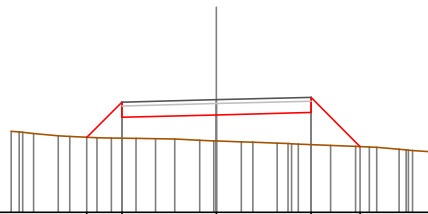


Quote		224.75	225.12	225.18	225.25	224.54
Parziali		0.77	2.50	2.50	1.11	
Sviluppata Par.		1.09	2.50	2.50	1.57	
Sviluppata		0.00	1.09	3.59	6.09	7.66
Progressiva		-3.27	-2.50	0.00	2.50	3.61
Dislivelli		0.00	-0.80	-0.53	-0.66	-0.00

Sezione: 327  
 Progressiva: 3030.000  
 Q. Progetto: 225.979

Scala H 1/200.00  
 Scala V 1/200.00

223.00

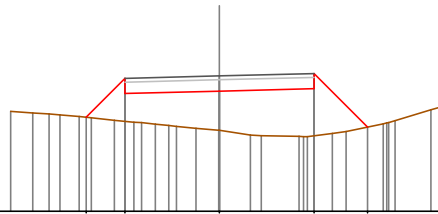


Quote		224.95	225.52	225.58	225.64	224.74
Parziali		0.93	2.50	2.50	1.30	
Sviluppata Par.		1.32	2.50	2.50	1.84	
Sviluppata		0.00	1.32	3.82	6.32	8.16
Progressiva		-3.43	-2.50	0.00	2.50	3.80
Dislivelli		0.00	-0.96	-0.69	-0.85	-0.00

Sezione: 328  
 Progressiva: 3040.000  
 Q. Progetto: 226.575

Scala H 1/200.00  
 Scala V 1/200.00

223.00

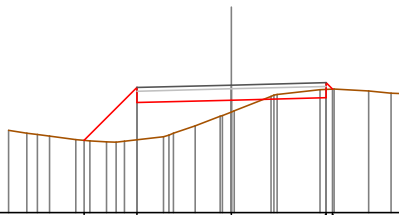


Quote	226.49	226.11	226.18	226.24	226.22
Parziali	1.03	2.50	2.50	1.42	
Sviluppata Par.	1.45	2.50	2.50	2.00	
Sviluppata	0.00	1.45	3.95	6.45	8.45
Progressiva	-3.53	-2.50	0.00	2.50	3.92
Dislivelli	0.00	1.13	1.03	1.24	-0.00

Sezione: 329  
 Progressiva: 3050.000  
 Q. Progetto: 227.373

Scala H 1/200.00  
 Scala V 1/200.00

224.00

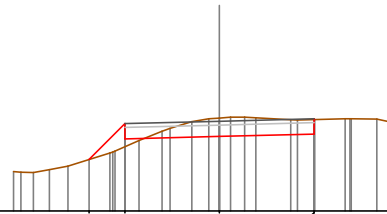


Quote	226.91	226.91	226.97	227.04	227.26
Parziali	1.40	2.50	2.50		
Sviluppata Par.	1.98	2.50	2.50		
Sviluppata	0.00	1.98	4.48	6.98	7.22
Progressiva	-3.90	-2.50	0.00	2.50	2.67
Dislivelli	0.00	1.39	0.31	-0.22	0.00

Sezione: 330  
 Progressiva: 3060.000  
 Q. Progetto: 228.372

Scala H 1/200.00  
 Scala V 1/200.00

226.00

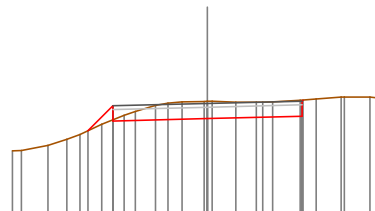


Quote	227.26	227.91	227.97	228.03
Parziali	0.95	2.50	2.50	
Sviluppata Par.	1.34	2.50	2.50	
Sviluppata	0.00	1.34	3.84	6.34
Progressiva	-3.45	-2.50	0.00	2.50
Dislivelli	0.00	0.61	-0.49	-0.38

Sezione: 331  
 Progressiva: 3064.528  
 Q. Progetto: 228.881

Scala H 1/200.00  
 Scala V 1/200.00

226.00

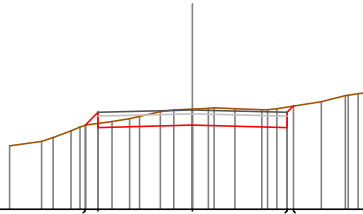


Quote	228.16	228.62	228.68	228.54	228.97
Parziali	0.66	2.50	2.50		
Sviluppata Par.	0.93	2.50	2.50		
Sviluppata	0.00	0.93	3.43	5.93	5.97
Progressiva	-3.16	-2.50	0.00	2.50	2.53
Dislivelli	0.00	-0.37	-0.46	-0.42	0.00

Sezione: 332  
 Progressiva: 3080.000  
 Q. Progetto: 230.622

Scala H 1/200.00  
 Scala V 1/200.00

228.00

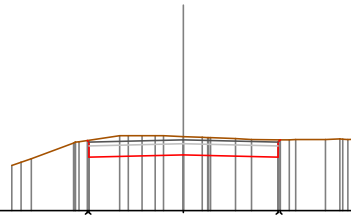


Quote	230.22	230.16	230.22	230.16	230.73
Parziali	0.34	2.50	2.50		
Sviluppata Par.	0.48	2.50	2.50		
Sviluppata	0.00	0.48	2.98	5.48	5.72
Progressiva	-2.84	-2.50	0.00	2.50	2.67
Dislivelli	0.00	-0.29	-0.43	-0.54	-0.00

Sezione: 333  
 Progressiva: 3100.000  
 Q. Progetto: 232.873

Scala H 1/200.00  
 Scala V 1/200.00

231.00

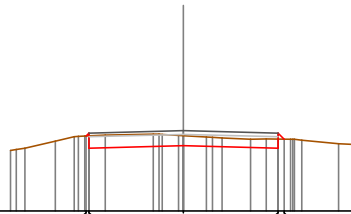


Quote	232.85	232.41	232.47	232.41	232.87
Parziali		2.50	2.50		
Sviluppata Par.		2.50	2.50		
Sviluppata	0.00	0.06	2.56	5.06	5.15
Progressiva	-2.54	-2.50	0.00	2.50	2.56
Dislivelli	0.00	-0.05	-0.49	-0.46	-0.00

Sezione: 334  
 Progressiva: 3120.000  
 Q. Progetto: 235.124

Scala H 1/200.00  
 Scala V 1/200.00

233.00

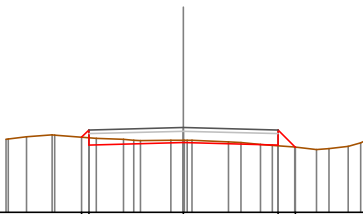


Quote	234.88	234.66	234.72	234.66	234.90
Parziali		2.50	2.50		
Sviluppata Par.		2.50	2.50		
Sviluppata	0.00	0.11	2.61	5.11	5.94
Progressiva	-2.58	-2.50	0.00	2.50	2.66
Dislivelli	0.00	0.07	-0.27	-0.24	0.00

Sezione: 335  
 Progressiva: 3129.975  
 Q. Progetto: 236.244

Scala H 1/200.00  
 Scala V 1/200.00

234.00

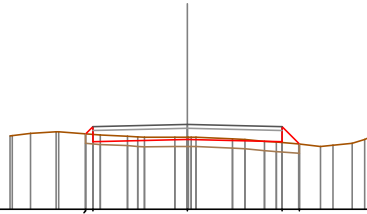


Quote	235.96	235.78	235.84	235.78	235.72
Parziali		2.50	2.50	0.46	
Sviluppata Par.		2.50	2.50	0.65	
Sviluppata	0.00	0.27	2.77	5.27	5.92
Progressiva	-2.69	-2.50	0.00	2.50	2.96
Dislivelli	0.00	-0.21	-0.06	-0.02	-0.00

Sezione: 335  
 Progressiva: 3129.976  
 Q. Progetto: 236.244

Scala H 1/200.00  
 Scala V 1/200.00

234.00

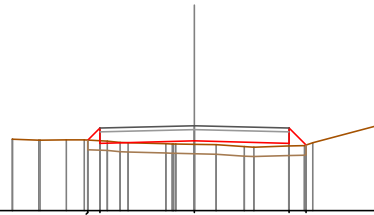


Quote	236.99 236.78	236.84	236.78 236.72
Parziali	2.50	2.50	0.46
Sviluppata Par.	2.50	2.50	0.65
Sviluppata	0.00 -0.27	2.77	5.27 5.92
Progressiva	-2.69 -2.50	0.00	2.50 2.96
Dislivelli	0.00 -0.21	-0.06	-0.02 -0.00

Sezione: 336  
 Progressiva: 3140.000  
 Q. Progetto: 237.243

Scala H 1/200.00  
 Scala V 1/200.00

235.00

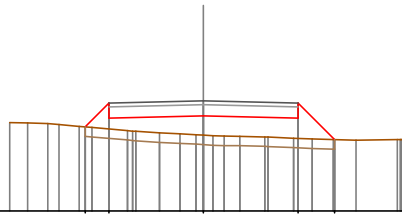


Quote	236.86 236.78	236.84	236.78 236.73
Parziali	2.50	2.50	0.45
Sviluppata Par.	2.50	2.50	0.64
Sviluppata	0.00 0.45	2.95	5.45 6.09
Progressiva	-2.82 -2.50	0.00	2.50 2.95
Dislivelli	0.00 -0.33	-0.09	-0.07 -0.00

Sezione: 337  
 Progressiva: 3160.000  
 Q. Progetto: 238.915

Scala H 1/200.00  
 Scala V 1/200.00

236.00

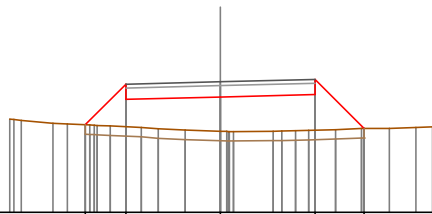


Quote	238.22 238.45	238.52	238.45 237.89
Parziali	0.63	2.50	0.97
Sviluppata Par.	0.89	2.50	1.37
Sviluppata	0.00 -0.89	3.99	5.89 7.26
Progressiva	-3.13 -2.50	0.00	2.50 3.47
Dislivelli	0.00 0.68	0.51	-0.53 0.00

Sezione: 338  
 Progressiva: 3169.554  
 Q. Progetto: 239.454

Scala H 1/200.00  
 Scala V 1/200.00

236.00

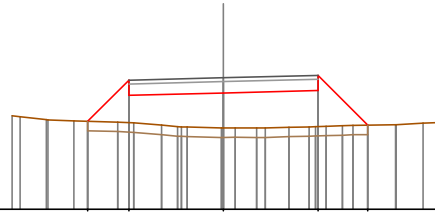


Quote	238.32 238.69	239.05	239.12 238.52
Parziali	1.07	2.50	1.30
Sviluppata Par.	1.52	2.50	1.84
Sviluppata	0.00 1.52	4.02	6.52 8.35
Progressiva	-3.57 -2.50	0.00	2.50 3.80
Dislivelli	0.00 -1.13	-0.91	-0.94 -0.00

Sezione: 339  
 Progressiva: 3170.000  
 Q. Progetto: 239.474

Scala H 1/200.00  
 Scala V 1/200.00

236.00

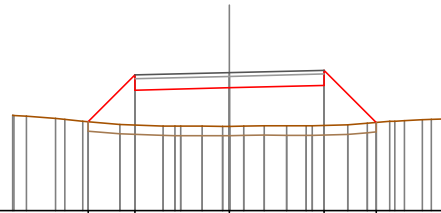


Quote	238.32	238.01	238.07	238.14	238.22
Parziali	1.09	2.50	2.50	1.31	
Sviluppata Par.	1.54	2.50	2.50	1.86	
Sviluppata	-0.00 + 0.00	1.54	4.04	6.54	8.40
Progressiva	-0.00 - 3.59	-2.50	0.00	2.50	3.81
Dislivelli	-0.00	-1.12	-0.93	-0.95	-0.00

Sezione: 340  
 Progressiva: 3174.180  
 Q. Progetto: 239.649

Scala H 1/200.00  
 Scala V 1/200.00

236.00



Quote	238.35	238.19	238.25	238.31	238.33
Parziali	1.23	2.50	2.50	1.38	
Sviluppata Par.	1.75	2.50	2.50	1.96	
Sviluppata	-0.00 + 3.73	0.00 + 1.75	4.25	6.75	8.70
Progressiva	-0.00 - 3.73	-2.50	0.00	2.50	3.88
Dislivelli	-0.00	1.32	1.02	1.06	0.00



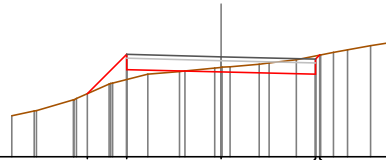
**SEZIONI TRASVERSALI**  
**Profilo longitudinale tratto 19-20**  
**Viabilità di impianto postazione aerogeneratore**  
**WTG10**

<b>DISEGNI DI RIFERIMENTO</b>	
<b>TAVOLA</b>	<b>DESCRIZIONE</b>
WGG-TC8	Viabilità e piazzole - Planimetria di progetto-Fase di cantiere
WGG-TC11-g	Profili longitudinali viabilità di impianto

Sezione: 3  
 Progressiva: 19.136  
 Q. Progetto: 317.644

Scala H 1/200.00  
 Scala V 1/200.00

315.00

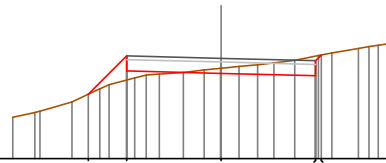


Quote		316.66	317.51	317.54	317.18	317.69
Parziali		1.04	2.50	2.50		
Sviluppata Par.		1.47	2.50	2.50		
Sviluppata		0.00	1.47	3.97	6.47	6.63
Progressiva		-3.54	-2.50	0.00	2.50	2.61
Dislivelli		-0.00	0.66	-0.12	-0.49	0.00

Sezione: 4  
 Progressiva: 19.861  
 Q. Progetto: 317.653

Scala H 1/200.00  
 Scala V 1/200.00

315.00

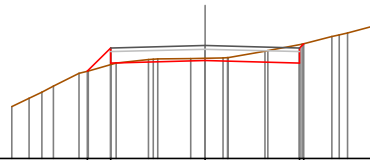


Quote		316.70	317.32	317.26	317.19	317.74
Parziali		1.01	2.50	2.50		
Sviluppata Par.		1.43	2.50	2.50		
Sviluppata		0.00	1.43	3.93	6.43	6.64
Progressiva		-3.51	-2.50	0.00	2.50	2.64
Dislivelli		-0.00	0.64	-0.13	-0.52	0.00

Sezione: 5  
 Progressiva: 40.000  
 Q. Progetto: 317.986

Scala H 1/200.00  
 Scala V 1/200.00

315.00

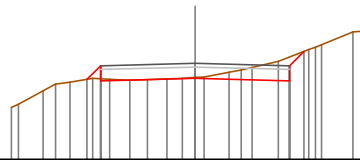


Quote		317.31	317.52	317.59	317.52	318.03
Parziali		0.62	2.50	2.50		
Sviluppata Par.		0.87	2.50	2.50		
Sviluppata		0.00	0.87	3.37	5.87	6.02
Progressiva		-3.12	-2.50	0.00	2.50	2.61
Dislivelli		-0.00	0.44	-0.07	-0.48	0.00

Sezione: 6  
 Progressiva: 60.000  
 Q. Progetto: 318.537

Scala H 1/200.00  
 Scala V 1/200.00

316.00

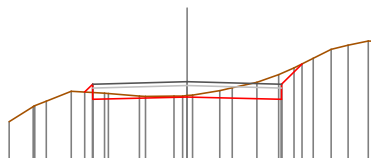


Quote		318.11	318.07	318.14	318.07	318.86
Parziali		0.36	2.50	2.50	0.36	
Sviluppata Par.		0.51	2.50	2.50	0.53	
Sviluppata		0.00	0.51	3.01	5.51	6.05
Progressiva		-2.86	-2.50	0.00	2.50	2.88
Dislivelli		-0.00	-0.35	-0.03	-0.63	-0.00

Sezione: 7  
 Progressiva: 80.000  
 Q. Progetto: 319.087

Scala H 1/200.00  
 Scala V 1/200.00

317.00




Quote		318.62	318.62	318.69	318.62	319.96
Parziali		0.00	2.50	2.50	0.54	
Sviluppata Par.		0.00	2.50	2.50	0.76	
Sviluppata		0.00	0.29	2.80	5.30	6.05
Progressiva		-2.71	-2.50	0.00	2.50	3.04
Dislivelli		0.00	0.22	-0.04	-0.69	-0.00

Sezione: 8  
 Progressiva: 96.440  
 Q. Progetto: 319.565

Scala H 1/200.00  
 Scala V 1/200.00

317.00

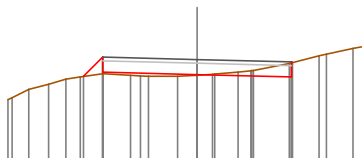


Quote		319.16	319.23	319.16	319.10	319.96
Parziali		0.47	2.50	2.50	0.46	
Sviluppata Par.		0.66	2.50	2.50	0.65	
Sviluppata		0.00	0.66	3.16	5.66	6.31
Progressiva		-2.97	-2.50	0.00	2.50	2.96
Dislivelli		-0.00	0.46	-0.00	-0.70	-0.00

Sezione: 9  
 Progressiva: 100.000  
 Q. Progetto: 319.670

Scala H 1/200.00  
 Scala V 1/200.00

317.00

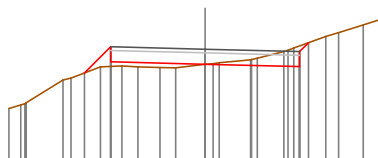


Quote		319.22	319.33	319.27	319.21	319.99
Parziali		0.51	2.50	2.50		
Sviluppata Par.		0.72	2.50	2.50		
Sviluppata		0.00	0.72	3.22	5.72	5.75
Progressiva		-3.01	-2.50	0.00	2.50	2.52
Dislivelli		0.00	0.44	0.01	-0.37	-0.00

Sezione: 10  
 Progressiva: 110.000  
 Q. Progetto: 319.966

Scala H 1/200.00  
 Scala V 1/200.00

317.00

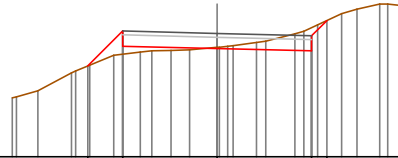


Quote		319.34	319.63	319.57	319.59	320.13
Parziali		0.69	2.50	2.50	0.28	
Sviluppata Par.		0.98	2.50	2.50	0.33	
Sviluppata		0.00	0.98	3.48	5.98	6.30
Progressiva		-3.19	-2.50	0.00	2.50	2.73
Dislivelli		0.00	0.52	0.00	-0.55	-0.00

Sezione: 11  
 Progressiva: 120.000  
 Q. Progetto: 320.261

Scala H 1/200.00  
 Scala V 1/200.00

317.00

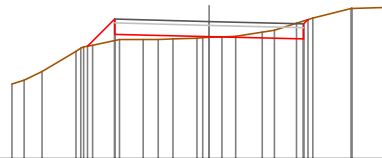


Quote		319.40	319.92	319.86	319.80	320.40
Parziali		0.92	2.50	2.50	0.40	
Sviluppata Par.		1.30	2.50	2.50	0.57	
Sviluppata		0.00	1.30	3.80	6.30	6.87
Progressiva		-3.42	-2.50	0.00	2.50	2.90
Dislivelli		0.00	0.61	-0.03	-0.61	0.00

Sezione: 12  
 Progressiva: 130.000  
 Q. Progetto: 320.625

Scala H 1/200.00  
 Scala V 1/200.00

317.00

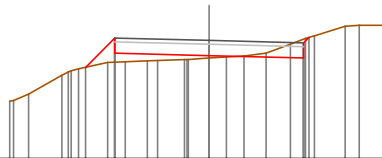


Quote		319.97	320.29	320.23	320.16	320.67
Parziali		0.71	2.50	2.50		
Sviluppata Par.		1.01	2.50	2.50		
Sviluppata		0.00	1.01	3.51	6.01	6.17
Progressiva		-3.21	-2.50	0.00	2.50	2.61
Dislivelli		0.00	0.57	0.02	-0.48	0.00

Sezione: 13  
 Progressiva: 140.000  
 Q. Progetto: 321.119

Scala H 1/200.00  
 Scala V 1/200.00

318.00

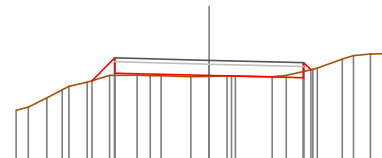


Quote		320.41	320.78	320.72	320.66	321.20
Parziali		0.77	2.50	2.50		
Sviluppata Par.		1.09	2.50	2.50		
Sviluppata		0.00	1.09	3.60	6.10	6.30
Progressiva		-3.27	-2.50	0.00	2.50	2.64
Dislivelli		0.00	0.64	0.06	-0.50	0.00

Sezione: 14  
 Progressiva: 150.000  
 Q. Progetto: 321.616

Scala H 1/200.00  
 Scala V 1/200.00

319.00

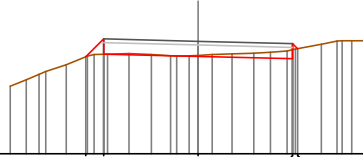


Quote		321.08	321.28	321.22	321.15	321.57
Parziali		0.60	2.50	2.50		
Sviluppata Par.		0.85	2.50	2.50		
Sviluppata		0.00	0.85	3.35	5.85	6.12
Progressiva		-3.10	-2.50	0.00	2.50	2.69
Dislivelli		0.00	0.46	0.02	-0.17	0.00

Sezione: 15  
 Progressiva: 157.276  
 Q. Progetto: 321.975

Scala H 1/200.00  
 Scala V 1/200.00

319.00

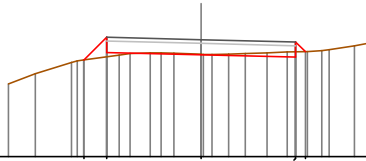


Quote		321.67 321.64		321.67		321.61 321.78
Parziali		0.47	2.50		2.50	
Sviluppata Par.		0.67	2.50		2.50	
Sviluppata		0.00 0.67		3.17		5.67 5.85
Progressiva		-0.00 -0.41	-2.97 -2.50		0.00	2.50 2.65
Dislivelli						-0.24 0.00

Sezione: 16  
 Progressiva: 160.000  
 Q. Progetto: 322.093

Scala H 1/200.00  
 Scala V 1/200.00

319.00

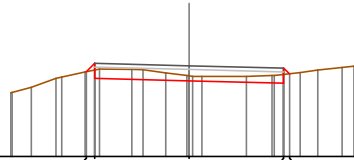


Quote		321.95 321.78		321.69		321.63 321.78
Parziali		0.60	2.50		2.50	
Sviluppata Par.		0.85	2.50		2.50	
Sviluppata		0.00 0.85		3.35		5.85 6.21
Progressiva		-0.00 -0.52	-3.10 -2.50		0.00	2.50 2.75
Dislivelli						-0.14 0.00

Sezione: 17  
 Progressiva: 170.000  
 Q. Progetto: 322.399

Scala H 1/200.00  
 Scala V 1/200.00

320.00

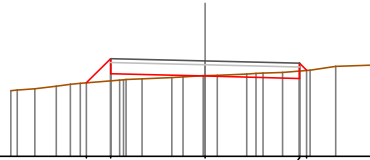


Quote		322.24 322.06		322.00		321.94 322.18
Parziali		0.82	2.50		2.50	
Sviluppata Par.		0.81	2.50		2.50	
Sviluppata		0.00 0.31		2.81		5.31 5.53
Progressiva		0.00 -0.18	-2.72 -2.50		0.00	2.50 2.65
Dislivelli						-0.23 -0.00

Sezione: 18  
 Progressiva: 180.000  
 Q. Progetto: 322.521

Scala H 1/200.00  
 Scala V 1/200.00

320.00

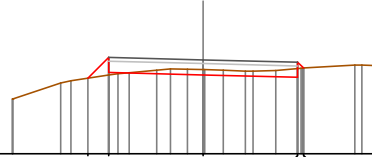


Quote		321.94 322.18		322.12		322.06 322.27
Parziali		0.64	2.50		2.50	
Sviluppata Par.		0.90	2.50		2.50	
Sviluppata		0.00 0.90		3.40		5.91 6.17
Progressiva		-0.00 -0.59	-3.14 -2.50		0.00	2.50 2.69
Dislivelli						-0.20 -0.00

Sezione: 19  
 Progressiva: 190.000  
 Q. Progetto: 322.484

Scala H 1/200.00  
 Scala V 1/200.00

320.00

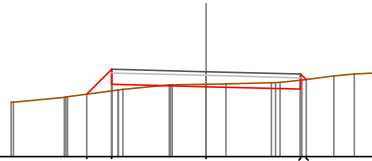


Quote		322.00	322.15	322.08	322.04	322.27
Parziali		0.55	2.50	2.50		
Sviluppata Par.		0.77	2.50	2.50		
Sviluppata		0.00	0.77	3.28	5.78	6.00
Progressiva		-3.05	-2.50	0.00	2.50	2.66
Dislivelli		0.47		-0.14	-0.23	-0.00

Sezione: 20  
 Progressiva: 200.000  
 Q. Progetto: 322.247

Scala H 1/200.00  
 Scala V 1/200.00

320.00

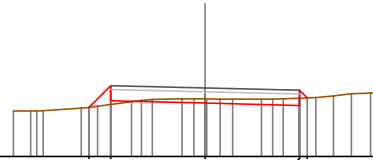


Quote		321.65	321.91	321.85	321.78	322.04
Parziali		0.66	2.50	2.50		
Sviluppata Par.		0.93	2.50	2.50		
Sviluppata		0.00	0.93	3.43	5.94	6.14
Progressiva		-3.16	-2.50	0.00	2.50	2.65
Dislivelli		0.57		-0.07	-0.23	0.00

Sezione: 21  
 Progressiva: 210.000  
 Q. Progetto: 321.810

Scala H 1/200.00  
 Scala V 1/200.00

320.00

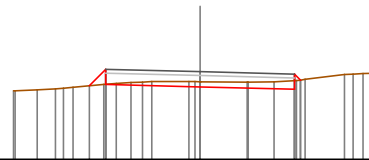


Quote		321.30	321.47	321.41	321.35	321.55
Parziali		0.57	2.50	2.50	0.00	
Sviluppata Par.		0.81	2.50	2.50	0.00	
Sviluppata		0.00	0.81	3.31	5.81	6.09
Progressiva		-3.07	-2.50	0.00	2.50	2.70
Dislivelli		0.50		-0.11	-0.19	0.00

Sezione: 22  
 Progressiva: 218.112  
 Q. Progetto: 321.315

Scala H 1/200.00  
 Scala V 1/200.00

319.00

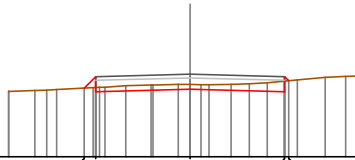


Quote		320.94	320.98	320.92	320.85	321.09
Parziali		0.44	2.50	2.50		
Sviluppata Par.		0.62	2.50	2.50		
Sviluppata		0.00	0.62	3.12	5.62	5.84
Progressiva		-2.94	-2.50	0.00	2.50	2.66
Dislivelli		0.40		-0.14	-0.23	0.00

Sezione: 23  
 Progressiva: 220.000  
 Q. Progetto: 321.182

Scala H 1/200.00  
 Scala V 1/200.00

319.00

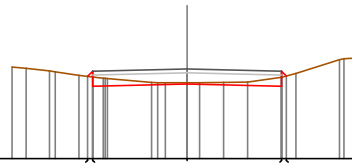


Quote	320.62 320.72 320.72	320.78	320.72 321.01
Parziali	0.32 0.43	2.50	2.50
Sviluppata Par.	0.43	2.50	2.50
Sviluppata	0.00 0.43	2.83	5.43 5.58
Progressiva	-2.80 -2.50	0.00	2.50 2.61
Dislivelli	0.00 0.29	-0.13	-0.28 0.00

Sezione: 24  
 Progressiva: 240.000  
 Q. Progetto: 319.372

Scala H 1/200.00  
 Scala V 1/200.00

317.00

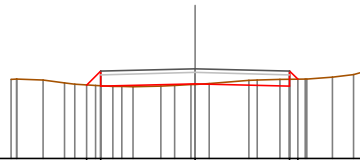


Quote	319.18 319.91	319.97	319.91 319.19
Parziali	0.73 0.19	2.50	2.50
Sviluppata Par.	0.19	2.50	2.50
Sviluppata	0.00 0.19	2.69	5.19 5.37
Progressiva	-2.63 -2.50	0.00	2.50 2.62
Dislivelli	0.00 0.15	-0.04	-0.24 0.00

Sezione: 25  
 Progressiva: 260.000  
 Q. Progetto: 317.372

Scala H 1/200.00  
 Scala V 1/200.00

315.00

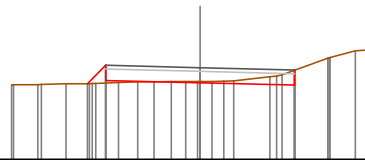


Quote	316.94 316.91	316.97	316.91 317.10
Parziali	0.37 0.52	2.50	2.50
Sviluppata Par.	0.52	2.50	2.50
Sviluppata	0.00 0.52	3.02	5.52 5.83
Progressiva	-2.87 -2.50	0.00	2.50 2.71
Dislivelli	0.00 0.39	0.01	-0.19 0.00

Sezione: 26  
 Progressiva: 269.841  
 Q. Progetto: 316.423

Scala H 1/200.00  
 Scala V 1/200.00

314.00

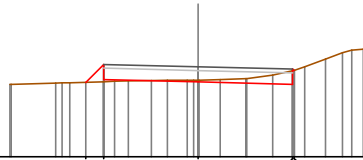


Quote	316.00 316.09	316.02	316.06
Parziali	0.49 0.69	2.50	2.50
Sviluppata Par.	0.69	2.50	2.50
Sviluppata	0.00 0.69	3.19	5.69
Progressiva	-2.99 -2.50	0.00	2.50
Dislivelli	0.00 0.47	-0.03	-0.39

Sezione: 27  
 Progressiva: 270.333  
 Q. Progetto: 316.380

Scala H 1/200.00  
 Scala V 1/200.00

314.00

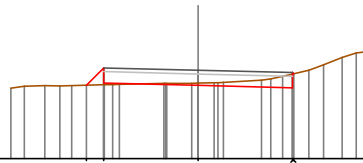


Quote		315.87 316.04		315.88		315.82 316.28
Parziali		0.48	2.50	2.50		
Sviluppata Par.		0.67	2.50	2.50		
Sviluppata		0.00 0.67		3.17		5.67 5.73
Progressiva		-0.00 -2.98 -0.46	-2.50	0.00	2.50	-0.35 2.54
Dislivelli						

Sezione: 28  
 Progressiva: 270.826  
 Q. Progetto: 316.337

Scala H 1/200.00  
 Scala V 1/200.00

314.00

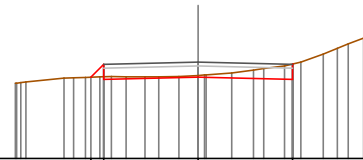


Quote		315.94 316.00		315.94		315.87 316.28
Parziali		0.46	2.50	2.50		
Sviluppata Par.		0.65	2.50	2.50		
Sviluppata		0.00 0.65		3.15		5.65 5.69
Progressiva		-0.00 -2.96 -0.44	-2.50	0.00	2.50	-0.36 2.53
Dislivelli						

Sezione: 29  
 Progressiva: 280.000  
 Q. Progetto: 315.549

Scala H 1/200.00  
 Scala V 1/200.00

313.00

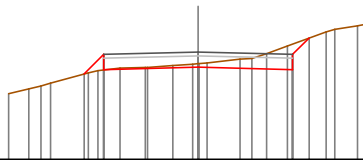


Quote		315.15 315.09		315.15		315.09
Parziali		0.24	2.50	2.50		
Sviluppata Par.		0.48	2.50	2.50		
Sviluppata		0.00 0.48		2.98		5.48
Progressiva		0.00 -2.84 -0.33	-2.50	0.00	2.50	-0.41
Dislivelli						

Sezione: 30  
 Progressiva: 300.000  
 Q. Progetto: 313.835

Scala H 1/200.00  
 Scala V 1/200.00

311.00



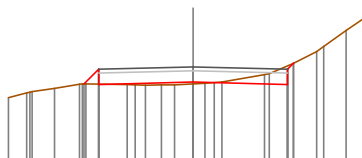
Quote		313.26 313.37		313.43		313.37 314.20
Parziali		0.52	2.50	2.50		0.43
Sviluppata Par.		0.73	2.50	2.50		0.61
Sviluppata		0.00 0.73		3.23		5.73 6.34
Progressiva		-0.00 -3.02 -0.41	-2.50	0.00	2.50	-0.67 2.93
Dislivelli						



Sezione: 31  
 Progressiva: 320.000  
 Q. Progetto: 312.481

Scala H 1/200.00  
 Scala V 1/200.00

310.00

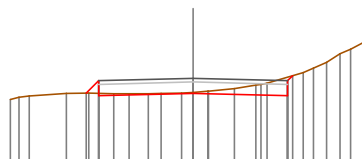


Quote	312.00 312.02	312.06	312.02 312.08
Parziali	0.39 2.50	2.50	
Sviluppata Par.	0.55 2.50	2.50	
Sviluppata	0.00 0.55	3.05	5.55 5.78
Progressiva	-0.00 -2.89 -0.39	-2.50	0.00 2.50 -0.00
Dislivelli			

Sezione: 32  
 Progressiva: 340.000  
 Q. Progetto: 311.205

Scala H 1/200.00  
 Scala V 1/200.00

309.00

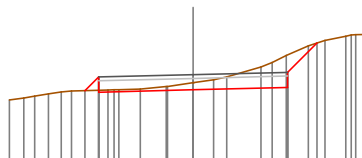


Quote	310.81 310.74	310.80	310.74 311.27
Parziali	0.33 2.50	2.50	
Sviluppata Par.	0.47 2.50	2.50	
Sviluppata	0.00 0.47	2.97	5.47 5.65
Progressiva	-0.00 -2.83 -0.34	-2.50	0.00 2.50 0.00
Dislivelli			

Sezione: 33  
 Progressiva: 355.893  
 Q. Progetto: 310.269

Scala H 1/200.00  
 Scala V 1/200.00

308.00

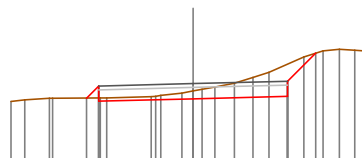


Quote	309.85 309.81	309.87	309.83 311.10
Parziali	0.38 2.50	2.50	0.77
Sviluppata Par.	0.51 2.50	2.50	1.09
Sviluppata	0.00 0.51	3.01	5.51 6.61
Progressiva	0.00 -2.86 -0.35	-2.50	0.00 2.50 -0.86
Dislivelli			

Sezione: 34  
 Progressiva: 360.000  
 Q. Progetto: 310.053

Scala H 1/200.00  
 Scala V 1/200.00

308.00

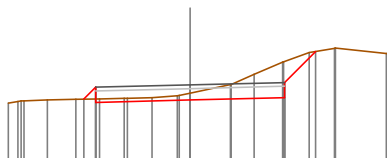


Quote	309.67 309.59	309.65	309.72 310.86
Parziali	0.32 2.50	2.50	0.74
Sviluppata Par.	0.45 2.50	2.50	1.05
Sviluppata	0.00 0.45	2.95	5.46 6.50
Progressiva	0.00 -2.82 -0.32	-2.50	0.00 2.50 -0.85
Dislivelli			

Sezione: 35  
 Progressiva: 360.874  
 Q. Progetto: 310.007

Scala H 1/200.00  
 Scala V 1/200.00

308.00

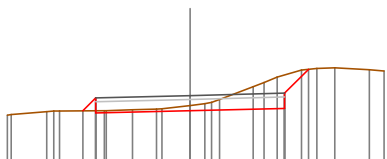


Quote		309.63 309.34	309.61	309.67 310.86
Parziali		0.31 2.50	2.50	0.82
Sviluppata Par.		0.44 2.50	2.50	1.16
Sviluppata		0.00 0.44	2.95	5.45 6.61
Progressiva		0.00 + 2.81 0.31 + 2.50	0.00 + 2.95	-0.96 + 2.50 + 5.45 0.00 + 3.32 + 6.61
Dislivelli		0.00 0.31	-0.18	-0.96 0.00

Sezione: 36  
 Progressiva: 365.855  
 Q. Progetto: 309.745

Scala H 1/200.00  
 Scala V 1/200.00

308.00

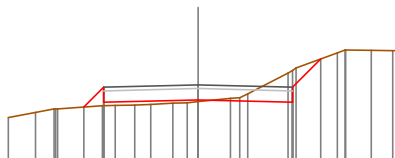


Quote		309.34 309.28	309.34	309.41 310.44
Parziali		0.34 2.50	2.50	0.63
Sviluppata Par.		0.48 2.50	2.50	0.89
Sviluppata		0.00 0.48	2.98	5.48 6.37
Progressiva		0.00 + 2.84 0.34 + 2.50	0.00 + 2.98	-0.88 + 2.50 + 5.48 0.00 + 3.13 + 6.37
Dislivelli		0.00 0.34	-0.14	-0.88 0.00

Sezione: 37  
 Progressiva: 380.000  
 Q. Progetto: 309.001

Scala H 1/200.00  
 Scala V 1/200.00

307.00

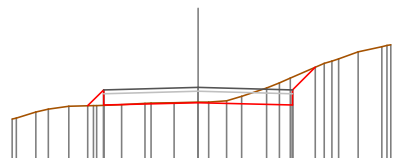


Quote		308.41 308.54	308.50	308.54 309.88
Parziali		0.53 2.50	2.50	0.74
Sviluppata Par.		0.74 2.50	2.50	1.05
Sviluppata		0.00 0.74	3.24	5.75 6.80
Progressiva		0.00 + 3.03 0.49 + 2.50 + 0.74	0.00 + 3.24	-0.85 + 2.50 + 5.75 -0.00 + 3.24 + 6.80
Dislivelli		0.00 0.49	0.04	-0.85 -0.00

Sezione: 38  
 Progressiva: 400.000  
 Q. Progetto: 307.951

Scala H 1/200.00  
 Scala V 1/200.00

306.00

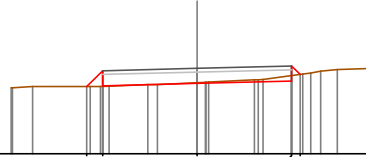


Quote		307.47 307.49	307.55	307.49 308.48
Parziali		0.42 2.50	2.50	0.60
Sviluppata Par.		0.60 2.50	2.50	0.84
Sviluppata		0.00 0.60	3.10	5.60 6.44
Progressiva		0.00 + 2.92 0.41 + 2.50 + 0.60	0.00 + 3.10	-0.74 + 2.50 + 5.60 -0.00 + 3.10 + 6.44
Dislivelli		0.00 0.41	-0.01	-0.74 -0.00

Sezione: 39  
 Progressiva: 417.867  
 Q. Progetto: 307.259

Scala H 1/200.00  
 Scala V 1/200.00

305.00

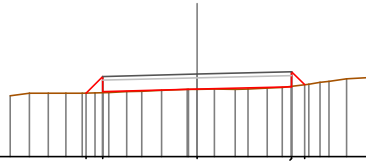


Quote		305.78 305.80		305.86		305.92 307.10
Parziali		0.42	2.50	2.50		0.38
Sviluppata Par.		0.59	2.50	2.50		0.38
Sviluppata		0.00 0.59		3.09		5.59 5.91
Progressiva		-2.92 -2.50		0.00		2.50 2.72
Dislivelli		0.00 0.42		-0.02		-0.15 0.00

Sezione: 40  
 Progressiva: 420.000  
 Q. Progetto: 307.182

Scala H 1/200.00  
 Scala V 1/200.00

305.00

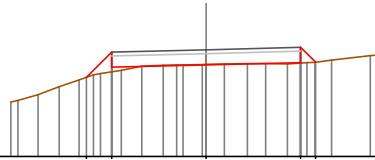


Quote		306.68 306.72		306.78		306.84 306.90
Parziali		0.44	2.50	2.50		0.31
Sviluppata Par.		0.63	2.50	2.50		0.49
Sviluppata		0.00 0.63		3.13		5.63 6.11
Progressiva		-2.94 -2.50		0.00		2.50 2.84
Dislivelli		0.00 0.43		0.00		-0.02 0.00

Sezione: 41  
 Progressiva: 430.000  
 Q. Progetto: 306.820

Scala H 1/200.00  
 Scala V 1/200.00

304.00

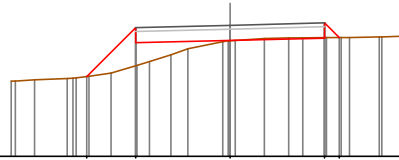


Quote		306.09 306.36		306.42		306.48 306.49
Parziali		0.67	2.50	2.50		0.39
Sviluppata Par.		0.94	2.50	2.50		0.55
Sviluppata		0.00 0.94		3.44		5.94 6.49
Progressiva		-3.17 -2.50		0.00		2.50 2.89
Dislivelli		0.00 0.52		-0.01		-0.01 0.00

Sezione: 42  
 Progressiva: 440.000  
 Q. Progetto: 306.463

Scala H 1/200.00  
 Scala V 1/200.00

303.00

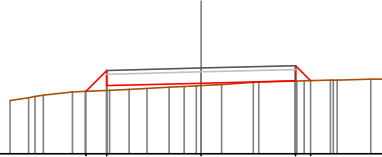


Quote		305.11 306.00		306.06		306.13 306.14
Parziali		1.29	2.50	2.50		0.39
Sviluppata Par.		1.83	2.50	2.50		0.54
Sviluppata		0.00 1.83		4.33		6.83 7.38
Progressiva		-3.79 -2.50		0.00		2.50 2.89
Dislivelli		-0.00 1.01		0.00		-0.01 0.00

Sezione: 43  
 Progressiva: 447.256  
 Q. Progetto: 306.265

Scala H 1/200.00  
 Scala V 1/200.00

304.00

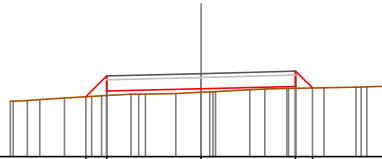


Quote		305.66 305.60		305.67 305.60	
Parziali		0.55	2.50	2.50	0.39
Sviluppata Par.		0.78	2.50	2.50	0.56
Sviluppata		0.00		3.28	5.78
Progressiva		-0.00 + 3.05 +	-2.50 +	0.00 +	2.50 + 5.78 +
Dislivelli		0.53		0.06	0.00 + 2.89 + 6.34

Sezione: 44  
 Progressiva: 450.000  
 Q. Progetto: 306.194

Scala H 1/200.00  
 Scala V 1/200.00

304.00

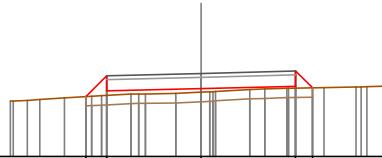


Quote		306.98 306.73		306.79 306.62	
Parziali		0.55	2.50	2.50	0.44
Sviluppata Par.		0.77	2.50	2.50	0.62
Sviluppata		0.00		3.27	5.77
Progressiva		-0.00 + 3.05 +	-2.50 +	0.00 +	2.50 + 5.77 +
Dislivelli		0.52		0.10	0.00 + 2.94 + 6.40

Sezione: 44  
 Progressiva: 450.000  
 Q. Progetto: 306.194

Scala H 1/200.00  
 Scala V 1/200.00

304.00

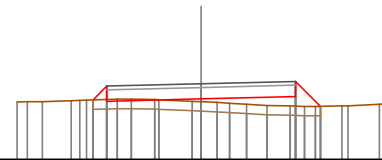


Quote		306.98 306.73		306.79 306.62	
Parziali		0.55	2.50	2.50	0.44
Sviluppata Par.		0.77	2.50	2.50	0.62
Sviluppata		0.00		3.27	5.77
Progressiva		-0.00 + 3.05 +	-2.50 +	0.00 +	2.50 + 5.77 +
Dislivelli		0.52		0.10	0.00 + 2.94 + 6.40

Sezione: 45  
 Progressiva: 460.000  
 Q. Progetto: 305.997

Scala H 1/200.00  
 Scala V 1/200.00

304.00

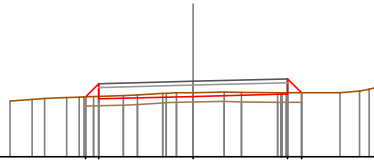


Quote		305.67 305.53		305.60 305.40	
Parziali		0.37	2.50	2.50	0.66
Sviluppata Par.		0.52	2.50	2.50	0.93
Sviluppata		0.00		3.02	5.52
Progressiva		-0.00 + 2.87 +	-2.50 +	0.00 +	2.50 + 5.52 +
Dislivelli		0.35		0.07	-0.00 + 3.16 + 6.45

Sezione: 46  
 Progressiva: 470.000  
 Q. Progetto: 305.995

Scala H 1/200.00  
 Scala V 1/200.00

304.00

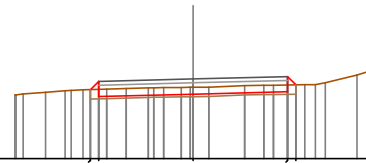


Quote	305.99	305.93	305.99	305.96	305.98
Parziali	0.35	2.50	2.50	0.37	
Sviluppata Par.	0.39	2.50	2.50	0.52	
Sviluppata	0.00	0.49	2.99	5.49	6.01
Progressiva	-0.00	-2.85	0.00	-2.50	-2.87
Dislivelli	0.34		-0.10		0.00

Sezione: 47  
 Progressiva: 476.645  
 Q. Progetto: 306.104

Scala H 1/200.00  
 Scala V 1/200.00

304.00

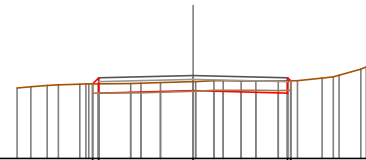


Quote	306.82	306.64	306.70	306.77	306.86
Parziali	0.32	2.50	2.50	0.31	
Sviluppata Par.	0.33	2.50	2.50	0.30	
Sviluppata	0.00	0.31	2.81	5.31	5.62
Progressiva	-0.00	-2.72	0.00	-2.50	-2.71
Dislivelli	0.21		-0.18		-0.00

Sezione: 48  
 Progressiva: 480.000  
 Q. Progetto: 306.193

Scala H 1/200.00  
 Scala V 1/200.00

304.00

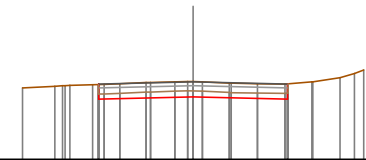


Quote	306.97	306.73	306.79	306.73	306.85
Parziali		2.50	2.50		
Sviluppata Par.		2.50	2.50		
Sviluppata	0.00	0.22	2.72	5.22	5.33
Progressiva	-0.00	-2.66	0.00	-2.50	-2.58
Dislivelli	0.16		-0.24		-0.32

Sezione: 49  
 Progressiva: 500.000  
 Q. Progetto: 307.049

Scala H 1/200.00  
 Scala V 1/200.00

305.00

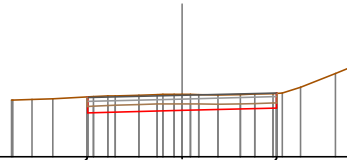


Quote	306.59	306.65	306.59	
Parziali		2.50	2.50	
Sviluppata Par.		2.50	2.50	
Sviluppata	0.00	2.50	5.00	
Progressiva	-0.00	-2.51	0.00	-2.50
Dislivelli	0.00		-0.41	

Sezione: 50  
 Progressiva: 516.078  
 Q. Progetto: 307.626

Scala H 1/200.00  
 Scala V 1/200.00

306.00

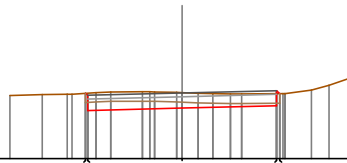


Quote		307.16	307.23	307.29
Parziali		2.50	2.50	
Sviluppata Par.		2.50	2.50	
Sviluppata		0.00	2.50	5.00
Progressiva		-2.52	0.00	2.50
Dislivelli		0.00	-0.42	-0.39

Sezione: 51  
 Progressiva: 519.986  
 Q. Progetto: 307.735

Scala H 1/200.00  
 Scala V 1/200.00

306.00



Quote		307.73	307.77	307.84	307.86	307.92
Parziali		2.50	2.50			
Sviluppata Par.		2.50	2.50			
Sviluppata		0.00	0.08	2.58	5.08	5.20
Progressiva		-2.56	-2.50	0.00	2.50	2.58
Dislivelli		0.00	-0.06	-0.41	-0.32	-0.00

Sezione: 52  
 Progressiva: 523.894  
 Q. Progetto: 307.822

Scala H 1/200.00  
 Scala V 1/200.00

306.00

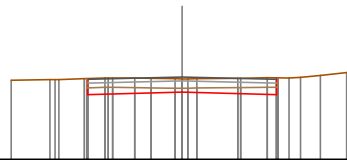


Quote		307.81	307.86	307.82	307.88	307.86
Parziali		2.50	2.50			
Sviluppata Par.		2.50	2.50			
Sviluppata		0.00	0.07	2.57	5.07	5.12
Progressiva		-2.55	-2.50	0.00	2.50	2.53
Dislivelli		-0.00	-0.05	-0.43	-0.37	0.00

Sezione: 53  
 Progressiva: 540.000  
 Q. Progetto: 308.174

Scala H 1/200.00  
 Scala V 1/200.00

306.00

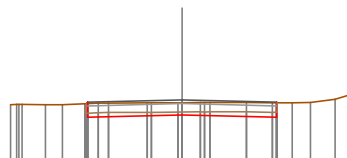


Quote		308.14	307.71	307.77	307.71	308.15
Parziali		2.50	2.50			
Sviluppata Par.		2.50	2.50			
Sviluppata		0.00	0.03	2.53	5.03	5.09
Progressiva		-2.52	-2.50	0.00	2.50	2.54
Dislivelli		-0.00	-0.02	-0.35	-0.44	0.00

Sezione: 54  
 Progressiva: 560.000  
 Q. Progetto: 308.612

Scala H 1/200.00  
 Scala V 1/200.00

307.00

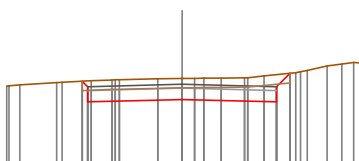


Quote	308.61	308.15	308.61	308.15
Parziali		2.50	2.50	
Sviluppata Par.		2.50	2.50	
Sviluppata	0.00	0.06	2.56	5.06
Progressiva	2.54	2.50	0.00	2.50
Dislivelli	0.00	0.04	-0.32	-0.38

Sezione: 55  
 Progressiva: 580.000  
 Q. Progetto: 309.095

Scala H 1/200.00  
 Scala V 1/200.00

307.00

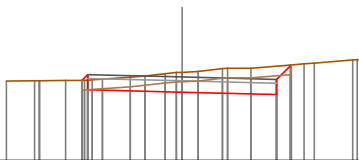


Quote	309.18	308.63	308.70	308.63	309.39
Parziali		2.50	2.50	0.35	
Sviluppata Par.		2.50	2.50	0.50	
Sviluppata	0.00	0.21	2.71	5.21	5.71
Progressiva	2.65	2.50	0.00	2.50	2.85
Dislivelli	0.00	-0.15	-0.56	-0.72	-0.00

Sezione: 56  
 Progressiva: 583.978  
 Q. Progetto: 309.205

Scala H 1/200.00  
 Scala V 1/200.00

307.00

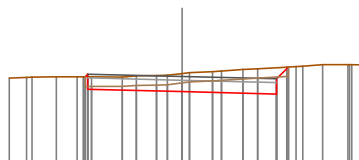


Quote	309.11	308.67	308.80	308.74	309.52
Parziali		2.50	2.50	0.38	
Sviluppata Par.		2.50	2.50	0.54	
Sviluppata	0.00	0.22	2.72	5.22	5.76
Progressiva	2.65	2.50	0.00	2.50	2.88
Dislivelli	0.00	0.15	-0.53	-0.75	0.00

Sezione: 57  
 Progressiva: 585.327  
 Q. Progetto: 309.242

Scala H 1/200.00  
 Scala V 1/200.00

307.00

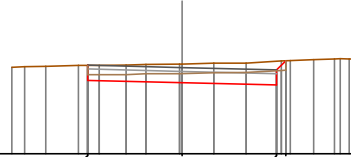


Quote	309.23	308.90	308.84	308.78	309.49
Parziali		2.50	2.50	0.31	
Sviluppata Par.		2.50	2.50	0.44	
Sviluppata	0.00	0.10	2.60	5.10	5.54
Progressiva	2.57	2.50	0.00	2.50	2.81
Dislivelli	0.00	0.07	-0.48	-0.70	0.00

Sezione: 58  
 Progressiva: 586.676  
 Q. Progetto: 309.279

Scala H 1/200.00  
 Scala V 1/200.00

307.00

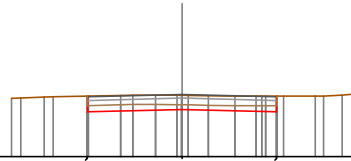


Quote		586.84	586.88	586.82	586.46
Parziali		2.50	2.50	0.34	
Sviluppata Par.		2.50	2.50	0.34	
Sviluppata		0.00	2.50	5.00	5.34
Progressiva		-2.50	0.00	2.50	2.74
Dislivelli		0.00	-0.49	-0.63	-0.00

Sezione: 59  
 Progressiva: 600.000  
 Q. Progetto: 309.645

Scala H 1/200.00  
 Scala V 1/200.00

308.00

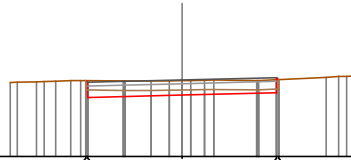


Quote		308.16	308.24	308.16
Parziali		2.50	2.50	
Sviluppata Par.		2.50	2.50	
Sviluppata		0.00	2.50	5.00
Progressiva		-2.51	0.00	2.50
Dislivelli		0.00	-0.38	-0.42

Sezione: 60  
 Progressiva: 614.013  
 Q. Progetto: 310.023

Scala H 1/200.00  
 Scala V 1/200.00

308.00

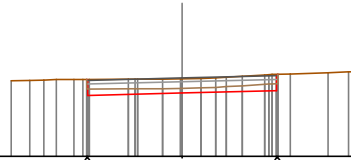


Quote		310.01	309.96	309.92	309.89	310.00
Parziali		2.50	2.50			
Sviluppata Par.		2.50	2.50			
Sviluppata		0.00	0.07	2.57	5.07	5.14
Progressiva		-2.55	-2.50	0.00	2.50	2.55
Dislivelli		0.00	-0.05	-0.38	-0.34	0.00

Sezione: 61  
 Progressiva: 616.190  
 Q. Progetto: 310.072

Scala H 1/200.00  
 Scala V 1/200.00

308.00



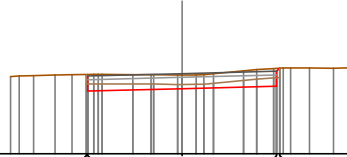
Quote		310.00	309.91	309.87	309.73	310.17
Parziali		2.50	2.50			
Sviluppata Par.		2.50	2.50			
Sviluppata		0.00	0.03	2.53	5.03	5.08
Progressiva		-2.52	-2.50	0.00	2.50	2.53
Dislivelli		-0.00	-0.02	-0.38	-0.43	0.00



Sezione: 62  
 Progressiva: 618.366  
 Q. Progetto: 310.120

Scala H 1/200.00  
 Scala V 1/200.00

308.00

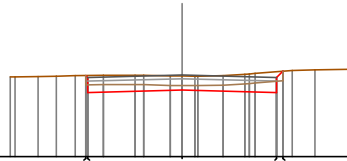


Quote	310.09 310.06	310.72	310.78 310.26
Parziali	2.50	2.50	
Sviluppata Par.	2.50	2.50	
Sviluppata	0.00 0.05	2.55	5.05 5.17
Progressiva	2.54 -2.50	0.00	2.50 2.58
Dislivelli	0.00 -0.04	-0.36	-0.48 0.00

Sezione: 63  
 Progressiva: 620.000  
 Q. Progetto: 310.156

Scala H 1/200.00  
 Scala V 1/200.00

308.00

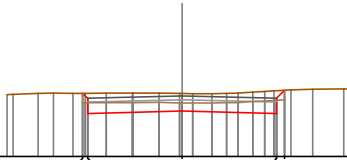


Quote	310.14 310.09	310.76	310.89 310.26
Parziali	2.50	2.50	
Sviluppata Par.	2.50	2.50	
Sviluppata	0.00 0.07	2.57	5.07 5.31
Progressiva	2.55 -2.50	0.00	2.50 2.67
Dislivelli	0.00 -0.05	-0.37	-0.55 0.00

Sezione: 64  
 Progressiva: 640.000  
 Q. Progetto: 310.600

Scala H 1/200.00  
 Scala V 1/200.00

309.00

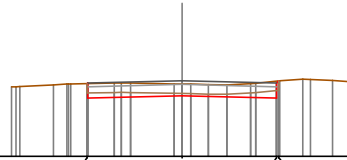


Quote	310.67 310.14	310.20	310.14 310.75
Parziali	2.50	2.50	
Sviluppata Par.	2.50	2.50	
Sviluppata	0.00 0.19	2.69	5.19 5.49
Progressiva	2.63 -2.50	0.00	2.50 2.71
Dislivelli	0.00 -0.13	-0.47	-0.60 0.00

Sezione: 65  
 Progressiva: 660.000  
 Q. Progetto: 310.999

Scala H 1/200.00  
 Scala V 1/200.00

309.00

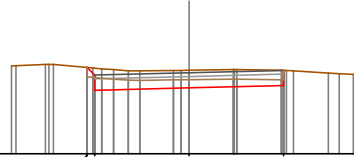


Quote	310.54	310.60	310.54 310.99
Parziali	2.50	2.50	
Sviluppata Par.	2.50	2.50	
Sviluppata	0.00	2.50	5.00 5.08
Progressiva	2.51	0.00	2.50 2.56
Dislivelli	0.00	-0.31	-0.45 0.00

Sezione: 66  
 Progressiva: 671.728  
 Q. Progetto: 311.143

Scala H 1/200.00  
 Scala V 1/200.00

309.00

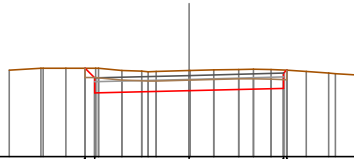


Quote		311.28 310.68	310.74	310.81
Parziali		2.50	2.50	
Sviluppata Par.		2.50	2.50	
Sviluppata	0.00	0.29	2.79	5.29
Progressiva	-0.00	-2.70	0.00	2.50
Dislivelli	-0.00	-0.19	-0.47	-0.40

Sezione: 67  
 Progressiva: 673.386  
 Q. Progetto: 311.144

Scala H 1/200.00  
 Scala V 1/200.00

309.00

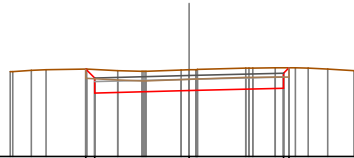


Quote		311.34 310.68	310.74	310.81 311.28
Parziali		2.50	2.50	
Sviluppata Par.		2.50	2.50	
Sviluppata	0.00	0.36	2.86	5.36
Progressiva	-0.00	-2.76	0.00	2.50
Dislivelli	-0.00	-0.26	-0.53	-0.48

Sezione: 68  
 Progressiva: 675.045  
 Q. Progetto: 311.139

Scala H 1/200.00  
 Scala V 1/200.00

309.00

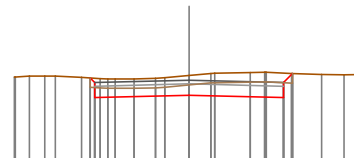


Quote		311.31 310.68	310.74	310.80 311.35
Parziali		2.50	2.50	
Sviluppata Par.		2.50	2.50	
Sviluppata	0.00	0.33	2.83	5.33
Progressiva	-0.00	-2.74	0.00	2.50
Dislivelli	-0.00	-0.22	-0.55	-0.54

Sezione: 69  
 Progressiva: 680.000  
 Q. Progetto: 311.093

Scala H 1/200.00  
 Scala V 1/200.00

309.00

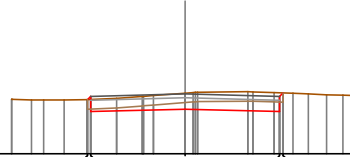


Quote		311.15 310.63	310.69	310.65 311.27
Parziali		2.50	2.50	
Sviluppata Par.		2.50	2.50	
Sviluppata	0.00	0.17	2.67	5.17
Progressiva	-2.62	0.00	2.50	5.50
Dislivelli	0.00	-0.11	-0.52	-0.64

Sezione: 70  
 Progressiva: 700.000  
 Q. Progetto: 310.580

Scala H 1/200.00  
 Scala V 1/200.00

309.00

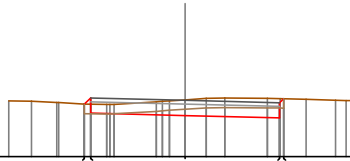


Quote	310.43	310.12	310.18	310.12	310.01
Parziali		2.50		2.50	
Sviluppata Par.		2.50		2.50	
Sviluppata	0.00	0.00	2.63	5.13	5.26
Progressiva	-2.59	-2.50	0.00	2.50	2.59
Dislivelli	0.00	0.08	-0.42	0.50	0.00

Sezione: 71  
 Progressiva: 703.313  
 Q. Progetto: 310.487

Scala H 1/200.00  
 Scala V 1/200.00

309.00

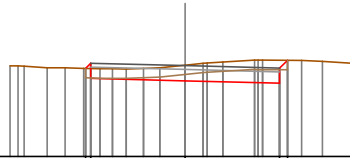


Quote	310.38	310.15	310.09	310.02	310.03
Parziali		2.50		2.50	
Sviluppata Par.		2.50		2.50	
Sviluppata	0.00	0.00	2.73	5.24	5.39
Progressiva	-2.67	-2.50	0.00	2.50	2.61
Dislivelli	0.00	0.17	-0.41	0.51	0.00

Sezione: 72  
 Progressiva: 706.413  
 Q. Progetto: 310.400

Scala H 1/200.00  
 Scala V 1/200.00

308.00

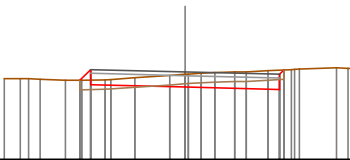


Quote	310.33	310.06	310.00	309.94	310.04
Parziali		2.50		2.50	
Sviluppata Par.		2.50		2.50	
Sviluppata	0.00	0.00	2.69	5.19	5.48
Progressiva	-2.63	-2.50	0.00	2.50	2.70
Dislivelli	0.00	0.14	-0.42	0.61	0.00

Sezione: 73  
 Progressiva: 709.513  
 Q. Progetto: 310.310

Scala H 1/200.00  
 Scala V 1/200.00

308.00



Quote	310.09	309.97	309.91	309.85	310.36
Parziali		2.50		2.50	
Sviluppata Par.		2.50		2.50	
Sviluppata	0.00	0.00	2.90	5.41	5.57
Progressiva	-2.79	-2.50	0.00	2.50	2.61
Dislivelli	0.00	0.28	-0.34	0.51	0.00

Sezione: 74  
 Progressiva: 720.000  
 Q. Progetto: 309.959

Scala H 1/200.00  
 Scala V 1/200.00

308.00

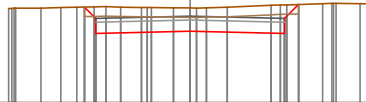


Quote		309.82 309.50	309.86	309.95 309.99
Parziali		2.50	2.50	
Sviluppata Par.		2.50	2.50	
Sviluppata		0.00 0.11	2.61	5.11 5.25
Progressiva		-2.58 -2.50	0.00	2.50 2.60
Dislivelli		0.00 0.08	-0.34	-0.49 0.00

Sezione: 75  
 Progressiva: 740.000  
 Q. Progetto: 309.287

Scala H 1/200.00  
 Scala V 1/200.00

307.00

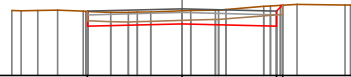


Quote		309.92 308.82	308.89	308.82 309.60
Parziali		2.50	2.50	0.37
Sviluppata Par.		2.50	2.50	0.58
Sviluppata		0.00 0.42	2.92	5.43 5.95
Progressiva		-2.80 -2.50	0.00	2.50 2.87
Dislivelli		-0.00 -0.31	-0.62	-0.76 0.00

Sezione: 76  
 Progressiva: 760.000  
 Q. Progetto: 308.764

Scala H 1/200.00  
 Scala V 1/200.00

307.00

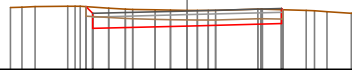


Quote		308.30	308.36	308.30 308.86
Parziali		2.50	2.50	
Sviluppata Par.		2.50	2.50	
Sviluppata		0.00	2.50	5.00 5.22
Progressiva		-2.51	0.00	2.50 2.66
Dislivelli		0.00	-0.34	-0.55 -0.00

Sezione: 77  
 Progressiva: 769.985  
 Q. Progetto: 308.543

Scala H 1/200.00  
 Scala V 1/200.00

307.00



Quote		308.05 308.08	308.14	308.21 308.57
Parziali		2.50	2.50	
Sviluppata Par.		2.50	2.50	
Sviluppata		0.00 0.25	2.75	5.25 5.29
Progressiva		-2.67 -2.50	0.00	2.50 2.53
Dislivelli		0.00 -0.16	-0.41	-0.37 -0.00

Sezione: 78  
 Progressiva: 780.000  
 Q. Progetto: 308.246

Scala H 1/200.00  
 Scala V 1/200.00

306.00

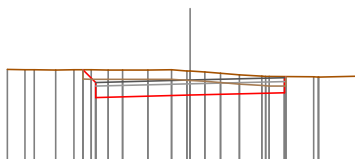


Quote	308.50	307.78	307.86	307.51	308.42
Parziali	0.32	2.50	2.50		
Sviluppata Par.	0.45	2.50	2.50		
Sviluppata	0.00	0.45	2.95	5.45	5.62
Progressiva	-0.00	-2.82	-2.50	0.00	2.50
Dislivelli	-0.32	-2.50	-0.62	0.00	2.61

Sezione: 79  
 Progressiva: 782.627  
 Q. Progetto: 308.157

Scala H 1/200.00  
 Scala V 1/200.00

306.00

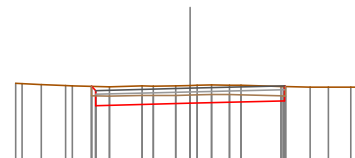


Quote	308.43	307.69	307.76	307.82	308.25
Parziali	0.34	2.50	2.50		
Sviluppata Par.	0.47	2.50	2.50		
Sviluppata	0.00	0.47	2.97	5.48	5.51
Progressiva	-0.00	-2.84	-2.50	0.00	2.50
Dislivelli	-0.33	-2.50	-0.64	0.00	2.53

Sezione: 80  
 Progressiva: 790.000  
 Q. Progetto: 307.911

Scala H 1/200.00  
 Scala V 1/200.00

306.00

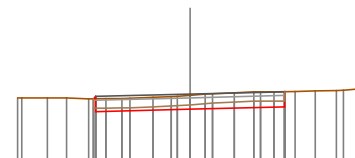


Quote	307.96	307.45	307.51	307.57	307.95
Parziali		2.50	2.50		
Sviluppata Par.		2.50	2.50		
Sviluppata	0.00	0.16	2.66	5.16	5.19
Progressiva	-0.00	-2.61	-2.50	0.00	2.50
Dislivelli	-0.11	-2.50	-0.47	0.00	2.52

Sezione: 81  
 Progressiva: 795.268  
 Q. Progetto: 307.777

Scala H 1/200.00  
 Scala V 1/200.00

306.00

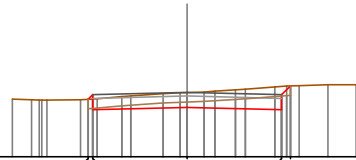


Quote	307.65	307.31	307.38	307.44
Parziali		2.50	2.50	
Sviluppata Par.		2.50	2.50	
Sviluppata	0.00	0.09	2.59	5.09
Progressiva	-0.00	-2.56	-2.50	0.00
Dislivelli	-0.06	-2.50	-0.37	-0.40

Sezione: 82  
 Progressiva: 800.000  
 Q. Progetto: 307.705

Scala H 1/200.00  
 Scala V 1/200.00

306.00

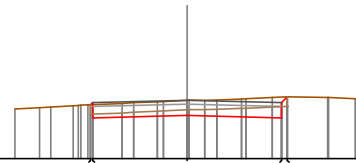


Quote	307.52 307.74	307.91	307.74 307.57
Parziali	2.50	2.50	0.38
Sviluppata Par.	2.50	2.50	0.38
Sviluppata	0.00 0.17	2.67	5.17 5.50
Progressiva	-0.00 -2.62 -2.50	0.00	2.50 2.73
Dislivelli	-0.11	-0.39	-0.62 0.00

Sezione: 83  
 Progressiva: 820.000  
 Q. Progetto: 307.541

Scala H 1/200.00  
 Scala V 1/200.00

306.00

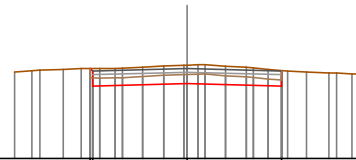


Quote	307.42 307.08	307.14	307.08 307.03
Parziali	2.50	2.50	
Sviluppata Par.	2.50	2.50	
Sviluppata	0.00 0.08	2.58	5.08 5.30
Progressiva	0.00 -2.56 -2.50	0.00	2.50 2.65
Dislivelli	0.05	-0.40	-0.55 0.00

Sezione: 84  
 Progressiva: 840.000  
 Q. Progetto: 307.376

Scala H 1/200.00  
 Scala V 1/200.00

305.00

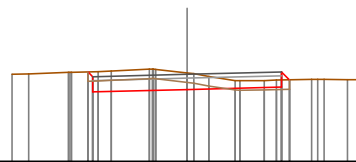


Quote	307.38 306.91	306.98	306.91
Parziali	2.50	2.50	
Sviluppata Par.	2.50	2.50	
Sviluppata	0.00 0.09	2.59	5.09
Progressiva	0.00 -2.56 -2.50	0.00	2.50
Dislivelli	-0.06	-0.49	-0.41

Sezione: 85  
 Progressiva: 847.279  
 Q. Progetto: 307.298

Scala H 1/200.00  
 Scala V 1/200.00

305.00

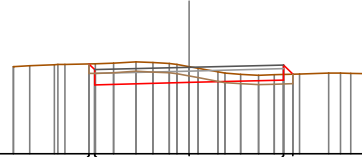


Quote	307.27 306.84	306.90	306.86 307.15
Parziali	2.50	2.50	0.31
Sviluppata Par.	2.50	2.50	0.31
Sviluppata	0.00 0.18	2.68	5.19 5.48
Progressiva	-0.00 -2.63 -2.50	0.00	2.50 2.71
Dislivelli	-0.13	-0.44	-0.19 0.00

Sezione: 86  
 Progressiva: 848.322  
 Q. Progetto: 307.286

Scala H 1/200.00  
 Scala V 1/200.00

305.00

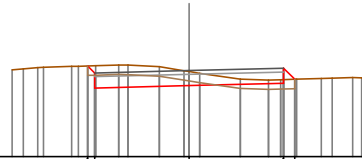


Quote		307.27	306.82	306.89	306.06	307.11
Parziali			2.50	2.50	0.31	
Sviluppata Par.			2.50	2.50	0.31	
Sviluppata		0.00	0.21	2.71	5.21	5.56
Progressiva		-2.65	-2.50	0.00	2.50	2.74
Dislivelli		0.00	-0.15	-0.42	-0.15	0.00

Sezione: 87  
 Progressiva: 849.365  
 Q. Progetto: 307.275

Scala H 1/200.00  
 Scala V 1/200.00

305.00

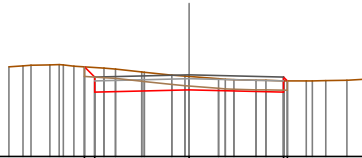


Quote		307.40	306.81	306.88	306.04	307.05
Parziali			2.50	2.50	0.25	
Sviluppata Par.			2.50	2.50	0.41	
Sviluppata		0.00	0.26	2.76	5.26	5.67
Progressiva		-2.68	-2.50	0.00	2.50	2.79
Dislivelli		0.00	-0.19	-0.37	-0.10	-0.00

Sezione: 88  
 Progressiva: 860.000  
 Q. Progetto: 307.160

Scala H 1/200.00  
 Scala V 1/200.00

305.00

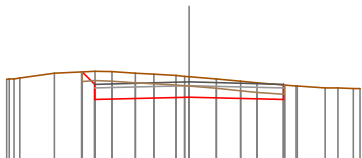


Quote		307.27	306.70	306.76	306.70	307.00
Parziali			2.50	2.50		
Sviluppata Par.			2.50	2.50		
Sviluppata		0.00	0.38	2.89	5.39	5.53
Progressiva		-2.77	-2.50	0.00	2.50	2.60
Dislivelli		0.00	-0.25	-0.35	-0.30	0.00

Sezione: 89  
 Progressiva: 880.000  
 Q. Progetto: 307.045

Scala H 1/200.00  
 Scala V 1/200.00

305.00

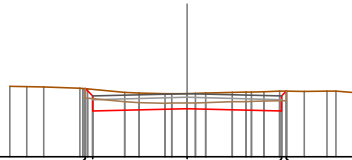


Quote		307.31	306.58	306.65	306.58	
Parziali			2.50	2.50		
Sviluppata Par.			2.50	2.50		
Sviluppata		0.00	0.46	2.96	5.46	
Progressiva		-2.83	-2.50	0.00	2.50	
Dislivelli		0.00	-0.35	-0.54	-0.38	

Sezione: 90  
 Progressiva: 900.000  
 Q. Progetto: 306.671

Scala H 1/200.00  
 Scala V 1/200.00

305.00

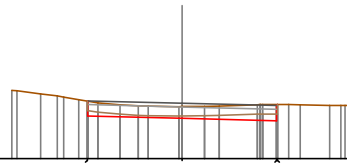


Quote	306.80	306.81	306.87	306.81	306.73
Parziali		2.50		2.50	
Sviluppata Par.		2.50		2.50	
Sviluppata	0.00	0.27	2.77	5.27	5.45
Progressiva	-2.69	-2.50	0.00	2.50	2.63
Dislivelli	0.00	-0.18	-0.40	0.00	0.00

Sezione: 91  
 Progressiva: 908.612  
 Q. Progetto: 306.464

Scala H 1/200.00  
 Scala V 1/200.00

305.00

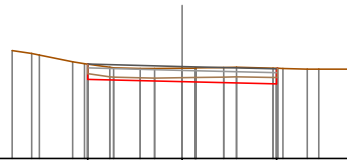


Quote	306.13	306.06	306.00	306.43
Parziali		2.50		2.50
Sviluppata Par.		2.50		2.50
Sviluppata	0.00	2.50	5.00	5.04
Progressiva	-2.51	0.00	2.50	2.52
Dislivelli	0.00	-0.31	0.00	-0.42

Sezione: 92  
 Progressiva: 910.000  
 Q. Progetto: 306.431

Scala H 1/200.00  
 Scala V 1/200.00

304.00

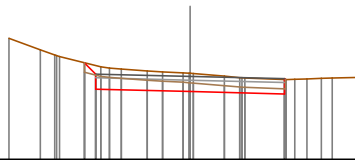


Quote	306.09	306.03	306.07
Parziali		2.50	
Sviluppata Par.		2.50	
Sviluppata	0.00	2.50	5.00
Progressiva	-2.50	0.00	2.50
Dislivelli	0.00	-0.35	-0.42

Sezione: 93  
 Progressiva: 920.000  
 Q. Progetto: 306.192

Scala H 1/200.00  
 Scala V 1/200.00

304.00



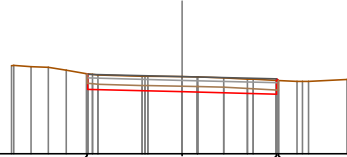
Quote	306.55	306.85	306.79	306.73
Parziali		2.50		2.50
Sviluppata Par.		2.50		2.50
Sviluppata	0.00	0.42	2.92	5.42
Progressiva	-2.80	-2.50	0.00	2.50
Dislivelli	0.00	-0.22	-0.48	-0.38



Sezione: 94  
 Progressiva: 929.882  
 Q. Progetto: 306.041

Scala H 1/200.00  
 Scala V 1/200.00

304.00

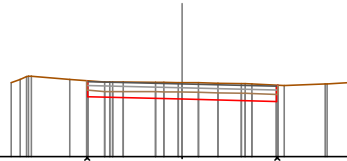


Quote	306.70	306.64	306.58	306.54
Parziali	2.50	2.50		
Sviluppata Par.	2.50	2.50		
Sviluppata	0.00	2.50	5.00	5.06
Progressiva	-0.00	-0.40	2.50	2.54
Dislivelli			-0.36	0.00

Sezione: 95  
 Progressiva: 940.000  
 Q. Progetto: 305.920

Scala H 1/200.00  
 Scala V 1/200.00

304.00

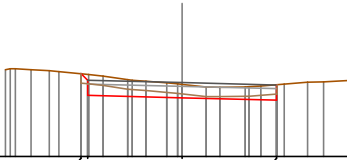


Quote	306.01	306.08	306.62	306.46	306.89
Parziali	2.50	2.50			
Sviluppata Par.	2.50	2.50			
Sviluppata	0.00	0.04	2.54	5.04	5.08
Progressiva	-0.00	-2.53	0.00	2.50	2.53
Dislivelli		-0.02	-0.44	-0.43	0.00

Sezione: 96  
 Progressiva: 950.000  
 Q. Progetto: 305.953

Scala H 1/200.00  
 Scala V 1/200.00

304.00

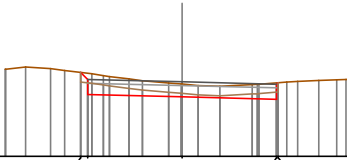


Quote	306.19	306.62	306.55	306.49
Parziali	2.50	2.50		
Sviluppata Par.	2.50	2.50		
Sviluppata	0.00	0.25	2.75	5.25
Progressiva	-0.00	-2.67	0.00	2.50
Dislivelli		-0.16	-0.35	-0.41

Sezione: 97  
 Progressiva: 951.151  
 Q. Progetto: 305.969

Scala H 1/200.00  
 Scala V 1/200.00

304.00

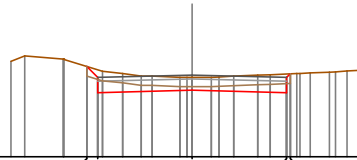


Quote	306.21	306.63	306.57	306.51	306.95
Parziali	2.50	2.50			
Sviluppata Par.	2.50	2.50			
Sviluppata	0.00	0.26	2.76	5.26	5.32
Progressiva	-0.00	-2.68	0.00	2.50	2.54
Dislivelli		-0.16	-0.34	-0.44	0.00

Sezione: 98  
 Progressiva: 960.000  
 Q. Progetto: 306.159

Scala H 1/200.00  
 Scala V 1/200.00

304.00

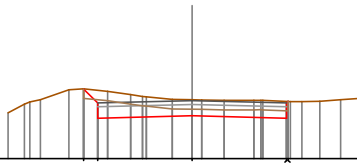


Quote	306.59 306.70 306.70	306.76 306.76	306.70 306.19
Parziali	0.22 0.41	2.50 2.50	2.50 5.55
Sviluppata Par.	0.41	2.50	2.50
Sviluppata	0.00 0.41	0.00 2.91	5.41 5.55
Progressiva	-0.00 -2.79 -0.20	-0.34 0.00	2.50 2.60
Dislivelli			-0.49 0.00

Sezione: 99  
 Progressiva: 980.000  
 Q. Progetto: 306.533

Scala H 1/200.00  
 Scala V 1/200.00

305.00

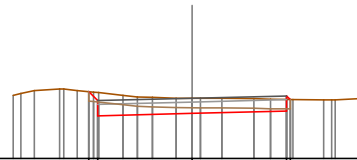


Quote	306.84 306.07 306.07	306.13 306.13	306.07 306.51
Parziali	0.37 0.52	2.50 2.50	2.50 5.58
Sviluppata Par.	0.52	2.50	2.50
Sviluppata	0.00 0.52	0.00 3.02	5.53 5.58
Progressiva	-0.00 -2.87 -0.33	-0.42 0.00	2.50 2.54
Dislivelli			-0.44 0.00

Sezione: 100  
 Progressiva: 982.500  
 Q. Progetto: 306.592

Scala H 1/200.00  
 Scala V 1/200.00

305.00

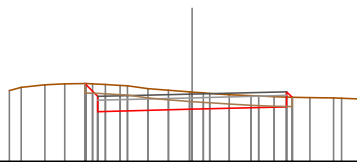


Quote	306.77 306.13 306.13	306.19 306.19	306.25 306.56
Parziali	0.24 0.33	2.50 2.50	2.50 5.47
Sviluppata Par.	0.33	2.50	2.50
Sviluppata	0.00 0.33	0.00 2.83	5.34 5.47
Progressiva	0.00 -2.74 -0.21	-0.40 0.00	2.50 2.60
Dislivelli			-0.31 0.00

Sezione: 101  
 Progressiva: 990.000  
 Q. Progetto: 306.776

Scala H 1/200.00  
 Scala V 1/200.00

305.00

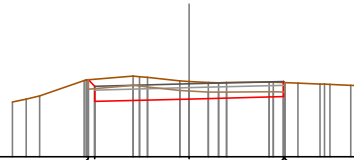


Quote	307.05 306.31 306.31	306.38 306.38	306.44 306.69
Parziali	0.34 0.48	2.50 2.50	2.50 5.68
Sviluppata Par.	0.48	2.50	2.50
Sviluppata	0.00 0.48	0.00 2.98	5.48 5.68
Progressiva	-0.00 -2.84 -0.33	-0.45 0.00	2.50 2.64
Dislivelli			-0.26 0.00

Sezione: 102  
 Progressiva: 1000.000  
 Q. Progetto: 306.927

Scala H 1/200.00  
 Scala V 1/200.00

305.00

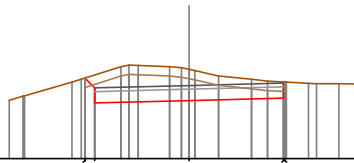


Quote	307.04 306.46	306.93	306.93 306.96
Parziali	2.50	2.50	
Sviluppata Par.	2.50	2.50	
Sviluppata	0.00 0.24	2.74	5.24 5.29
Progressiva	-2.67 -2.50	0.00	2.50 2.53
Dislivelli	0.00 -0.19	-0.46	-0.37 0.00

Sezione: 103  
 Progressiva: 1002.802  
 Q. Progetto: 306.933

Scala H 1/200.00  
 Scala V 1/200.00

305.00



Quote	307.13 306.47	306.93	306.93 307.03
Parziali	2.50	2.50	
Sviluppata Par.	2.50	2.50	
Sviluppata	0.00 0.36	2.86	5.36 5.41
Progressiva	-2.76 -2.50	0.00	2.50 2.53
Dislivelli	0.00 -0.34	-0.83	-0.43 0.00

Sezione: 104  
 Progressiva: 1010.000  
 Q. Progetto: 306.878

Scala H 1/200.00  
 Scala V 1/200.00

305.00

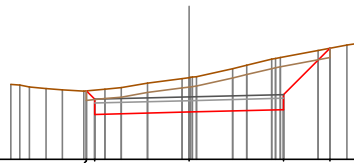


Quote	307.02 306.42	306.48	306.54 307.75
Parziali	2.50	2.50	0.81
Sviluppata Par.	2.50	2.50	1.14
Sviluppata	0.00 0.30	2.80	5.30 6.44
Progressiva	-2.71 -2.50	0.00	2.50 3.31
Dislivelli	0.00 -0.31	-1.87	-1.48 0.00

Sezione: 105  
 Progressiva: 1020.000  
 Q. Progetto: 306.650

Scala H 1/200.00  
 Scala V 1/200.00

305.00

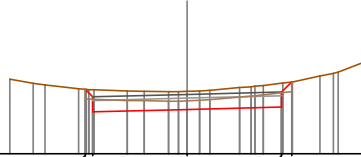


Quote	306.81 306.19	306.25	306.31 307.94
Parziali	2.50	2.50	1.23
Sviluppata Par.	2.50	2.50	1.74
Sviluppata	0.00 0.31	2.81	5.31 7.05
Progressiva	-2.72 -2.50	0.00	2.50 3.73
Dislivelli	0.00 -0.24	-0.91	-1.40 -0.00

Sezione: 106  
 Progressiva: 1023.105  
 Q. Progetto: 306.570

Scala H 1/200.00  
 Scala V 1/200.00

305.00

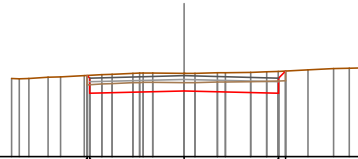


Quote	305.70 305.11	305.17	305.23 305.60
Parziali	2.50	2.50	
Sviluppata Par.	2.50	2.50	
Sviluppata	0.00 0.27	2.77	5.27 5.65
Progressiva	-2.69 -2.50	0.00	2.50 2.76
Dislivelli	0.00 -0.18	-0.48	-0.63 0.00

Sezione: 107  
 Progressiva: 1040.000  
 Q. Progetto: 306.139

Scala H 1/200.00  
 Scala V 1/200.00

304.00

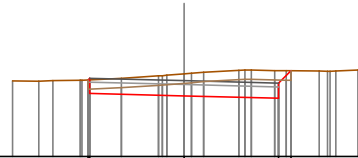


Quote	306.14 305.88	305.74	305.66 305.26
Parziali	2.50	2.50	
Sviluppata Par.	2.50	2.50	
Sviluppata	0.00 0.10	2.60	5.10 5.36
Progressiva	-2.57 -2.50	0.00	2.50 2.68
Dislivelli	0.00 -0.07	-0.47	-0.57 0.00

Sezione: 108  
 Progressiva: 1054.611  
 Q. Progetto: 306.002

Scala H 1/200.00  
 Scala V 1/200.00

304.00

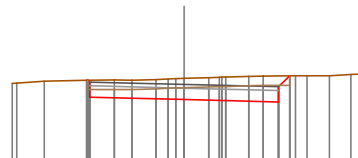


Quote	306.02 305.86	305.60	305.54 305.27
Parziali	2.50	2.50	
Sviluppata Par.	2.50	2.50	
Sviluppata	0.00 0.06	2.56	5.06 5.52
Progressiva	-2.54 -2.50	0.00	2.50 2.83
Dislivelli	0.00 0.04	-0.58	-0.73 -0.00

Sezione: 109  
 Progressiva: 1060.000  
 Q. Progetto: 305.979

Scala H 1/200.00  
 Scala V 1/200.00

304.00

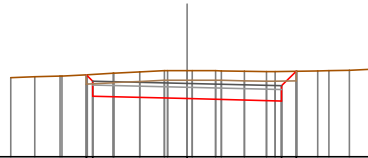


Quote	306.09 305.54	305.58	305.52 305.21
Parziali	2.50	2.50	
Sviluppata Par.	2.50	2.50	
Sviluppata	0.00 0.07	2.57	5.08 5.49
Progressiva	-2.55 -2.50	0.00	2.50 2.79
Dislivelli	0.00 -0.05	-0.56	-0.69 0.00

Sezione: 110  
 Progressiva: 1070.000  
 Q. Progetto: 305.938

Scala H 1/200.00  
 Scala V 1/200.00

304.00

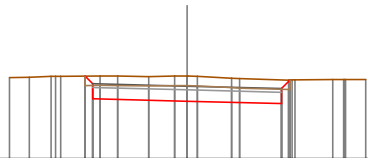


Quote	306.17 305.60	305.54	305.46 304.98
Parziali	2.50	2.50	0.98
Sviluppata Par.	2.50	2.50	0.94
Sviluppata	0.00 0.24	2.74	5.24 5.78
Progressiva	-2.67 -2.50	0.00	2.50 2.86
Dislivelli	0.00 -0.18	-0.74	-0.78 0.00

Sezione: 111  
 Progressiva: 1075.097  
 Q. Progetto: 305.917

Scala H 1/200.00  
 Scala V 1/200.00

304.00



Quote	306.18 305.98	306.62	306.45 306.08
Parziali	2.50	2.50	0.38
Sviluppata Par.	2.50	2.50	0.38
Sviluppata	0.00 0.29	2.79	5.29 5.61
Progressiva	-2.70 -2.50	0.00	2.50 2.72
Dislivelli	0.00 -0.20	-0.67	-0.63 -0.00

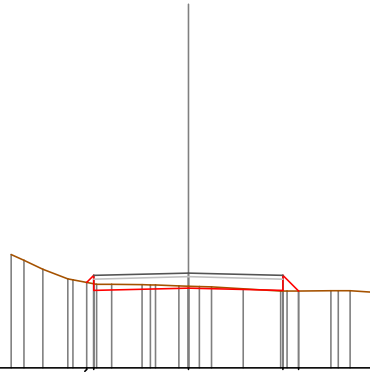
**SEZIONI TRASVERSALI**  
**Profilo longitudinale tratto 21-22**  
**Viabilità di impianto postazione aerogeneratore**  
**WTG11**

<b>DISEGNI DI RIFERIMENTO</b>	
<b>TAVOLA</b>	<b>DESCRIZIONE</b>
WGG-TC8	Viabilità e piazzole - Planimetria di progetto-Fase di cantiere
WGG-TC11-g	Profili longitudinali viabilità di impianto

Sezione: 7  
 Progressiva: 40.000  
 Q. Progetto: 317.509

Scala H 1/200.00  
 Scala V 1/200.00

315.00

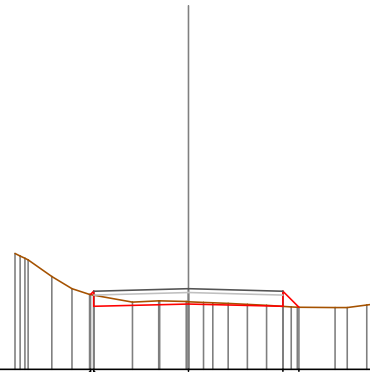


Quote	317.26 317.05		317.11	317.05 317.03
Parziali	2.50		2.50	0.41
Sviluppata Par.	2.50		2.50	0.59
Sviluppata	0.00 0.27		-2.77	5.27 5.85
Progressiva	-2.69 -2.50		0.00	-2.50 -2.91
Dislivelli	0.00 0.22		-0.05	0.02 0.00

Sezione: 8  
 Progressiva: 60.000  
 Q. Progetto: 317.130

Scala H 1/200.00  
 Scala V 1/200.00

315.00

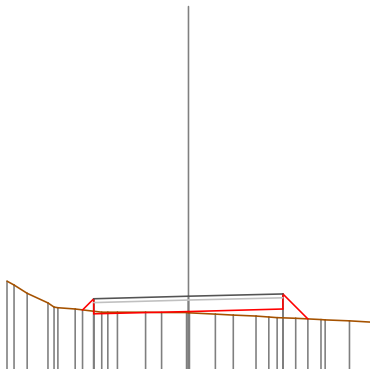


Quote	316.98 316.67		316.73	316.67 316.64
Parziali	2.50		2.50	0.42
Sviluppata Par.	2.50		2.50	0.60
Sviluppata	0.00 0.12		-2.63	5.13 5.72
Progressiva	-2.59 -2.50		0.00	-2.50 -2.92
Dislivelli	0.00 0.10		-0.06	0.00 0.00

Sezione: 9  
 Progressiva: 69.747  
 Q. Progetto: 316.946

Scala H 1/200.00  
 Scala V 1/200.00

315.00

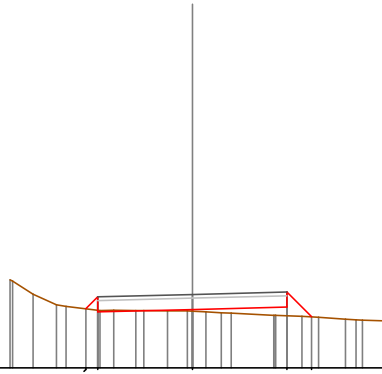


Quote	316.99 316.48		316.95	316.61 316.26
Parziali	2.50		2.50	0.66
Sviluppata Par.	2.50		2.50	0.94
Sviluppata	0.00 0.42		-2.92	5.42 6.36
Progressiva	-2.80 -2.50		0.00	-2.50 -3.16
Dislivelli	0.00 -0.33		-0.03	-0.23 0.00

Sezione: 10  
 Progressiva: 70.000  
 Q. Progetto: 316.941

Scala H 1/200.00  
 Scala V 1/200.00

315.00

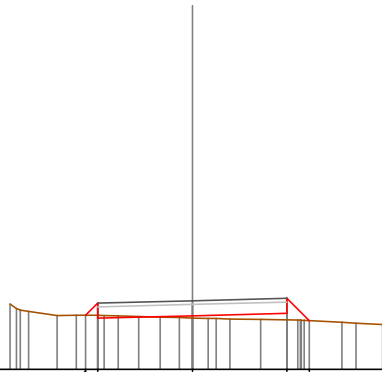


Quote	316.96	316.48	316.94	316.80	316.35
Parziali	0.52	2.50	2.50	0.65	
Sviluppata Par.	0.25	2.50	2.50	0.93	
Sviluppata	0.00	0.45	2.95	5.45	6.38
Progressiva	-2.82	-2.50	0.00	2.50	3.15
Dislivelli	0.00	0.36	0.04	0.23	0.00

Sezione: 11  
 Progressiva: 76.660  
 Q. Progetto: 316.815

Scala H 1/200.00  
 Scala V 1/200.00

315.00

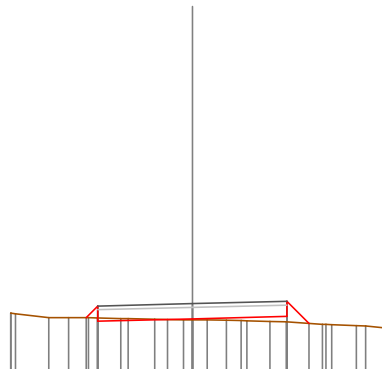


Quote	316.43	316.35	316.42	316.48	316.29
Parziali	0.33	2.50	2.50	0.59	
Sviluppata Par.	0.26	2.50	2.50	0.84	
Sviluppata	0.00	0.46	2.96	5.46	6.30
Progressiva	-2.83	-2.50	0.00	2.50	3.09
Dislivelli	0.00	0.33	0.06	0.17	0.00

Sezione: 12  
 Progressiva: 80.000  
 Q. Progetto: 316.752

Scala H 1/200.00  
 Scala V 1/200.00

315.00



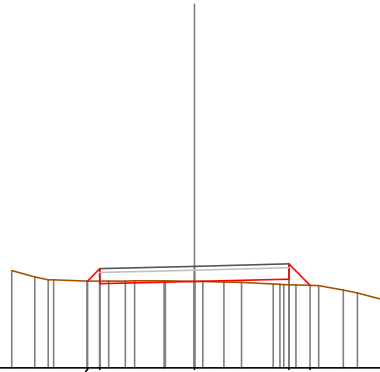
Quote	316.38	316.29	316.35	316.41	316.23
Parziali	0.31	2.50	2.50	0.58	
Sviluppata Par.	0.24	2.50	2.50	0.83	
Sviluppata	0.00	0.44	2.94	5.44	6.26
Progressiva	-2.81	-2.50	0.00	2.50	3.08
Dislivelli	0.00	0.31	0.03	0.15	-0.00



Sezione: 13  
 Progressiva: 83.573  
 Q. Progetto: 316.685

Scala H 1/200.00  
 Scala V 1/200.00

314.00

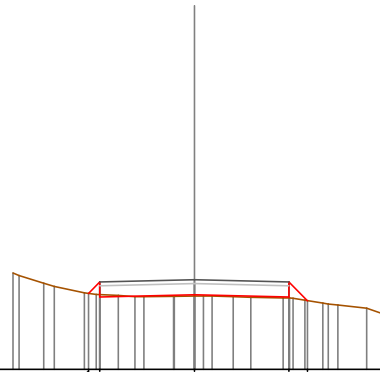


Quote	316.29 316.22	316.28	316.35 316.18
Parziali	0.30 2.50	2.50	0.56
Sviluppata Par.	0.26 2.50	2.50	0.80
Sviluppata	0.00 0.46	-0.00 + 2.96	5.46 6.26
Progressiva	-2.83 -2.50	0.00	2.50 3.06
Dislivelli	0.00 0.33	-0.00	0.15 0.00

Sezione: 14  
 Progressiva: 100.000  
 Q. Progetto: 316.372

Scala H 1/200.00  
 Scala V 1/200.00

314.00

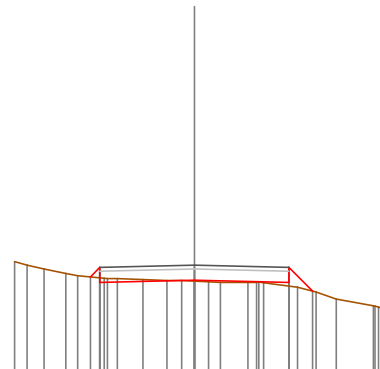


Quote	316.01 315.91	315.97	315.91 315.82
Parziali	0.30 2.50	2.50	0.49
Sviluppata Par.	0.22 2.50	2.50	0.70
Sviluppata	0.00 0.42	-0.00 + 2.92	5.42 6.12
Progressiva	-2.80 -2.50	0.00	2.50 2.99
Dislivelli	0.00 0.33	0.03	0.02 0.00

Sezione: 15  
 Progressiva: 120.000  
 Q. Progetto: 315.773

Scala H 1/200.00  
 Scala V 1/200.00

313.00

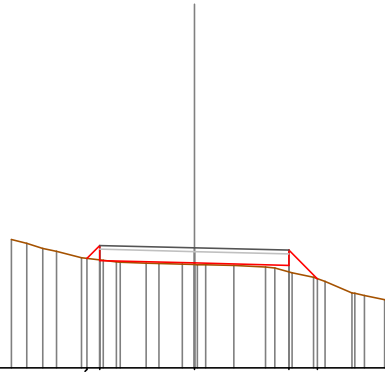


Quote	315.46 315.31	315.37	315.31 315.29
Parziali	0.25 2.50	2.50	0.62
Sviluppata Par.	0.35 2.50	2.50	0.88
Sviluppata	0.00 0.35	-0.00 + 2.86	5.36 6.24
Progressiva	-2.75 -2.50	0.00	2.50 3.12
Dislivelli	-0.00 0.28	-0.03	-0.09 -0.00

Sezione: 16  
 Progressiva: 139.312  
 Q. Progetto: 315.173

Scala H 1/200.00  
 Scala V 1/200.00

312.00

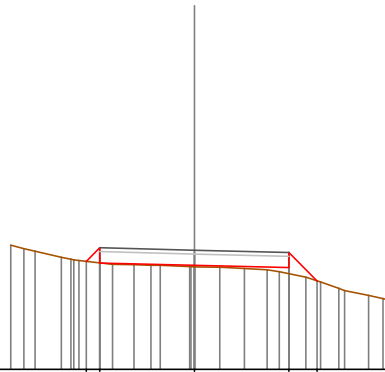


Quote	314.89	314.84	314.77	314.71	314.66
Parziali	0.34	2.50	2.50	0.76	
Sviluppata Par.	0.38	2.50	2.50	1.07	
Sviluppata	-0.00 + 2.84 + 0.00	0.48	-0.04 + 0.00 + 2.98	0.17 + 2.50 + 5.48	-0.00 + 3.26 + 6.55
Progressiva	-0.38	-2.50	0.00	2.50	3.26
Dislivelli	-0.00	-2.84	0.00	2.50	3.26

Sezione: 17  
 Progressiva: 140.000  
 Q. Progetto: 315.152

Scala H 1/200.00  
 Scala V 1/200.00

312.00

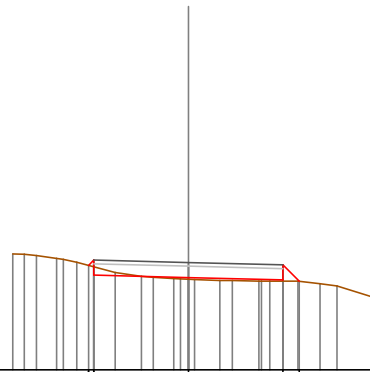


Quote	314.86	314.81	314.75	314.69	314.64
Parziali	0.38	2.50	2.50	0.75	
Sviluppata Par.	0.51	2.50	2.50	1.06	
Sviluppata	-0.00 + 2.86 + 0.00	0.51	-0.04 + 0.00 + 3.01	0.16 + 2.50 + 5.51	-0.00 + 3.25 + 6.57
Progressiva	-0.40	-2.50	0.00	2.50	3.25
Dislivelli	-0.00	-2.86	0.00	2.50	3.25

Sezione: 18  
 Progressiva: 150.000  
 Q. Progetto: 314.842

Scala H 1/200.00  
 Scala V 1/200.00

312.00

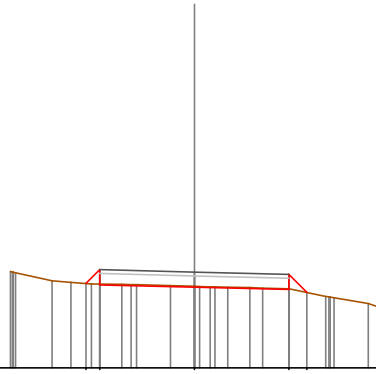


Quote	314.76	314.50	314.44	314.38	314.34
Parziali		2.50	2.50	0.43	
Sviluppata Par.		2.50	2.50	0.61	
Sviluppata	-0.00 + 2.64 + 0.00	0.20	-0.05 + 0.00 + 2.70	0.03 + 2.50 + 5.20	-0.00 + 2.93 + 5.82
Progressiva	-0.18	-2.50	0.00	2.50	2.93
Dislivelli	-0.00	-2.64	0.00	2.50	2.93

Sezione: 19  
 Progressiva: 160.000  
 Q. Progetto: 314.531

Scala H 1/200.00  
 Scala V 1/200.00

312.00

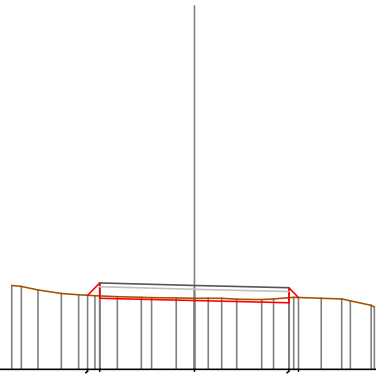


Quote	314.23 314.19	314.13	314.07 313.99
Parziali	0.38 2.50	2.50	0.47 2.50
Sviluppata Par.	0.51 2.50	2.50	0.67 2.50
Sviluppata	0.00 0.38 -2.86 -2.50 0.51	0.00 -3.01	5.52 6.19 -0.02 -2.50 -2.97 0.00
Progressiva			
Dislivelli			

Sezione: 20  
 Progressiva: 170.000  
 Q. Progetto: 314.221

Scala H 1/200.00  
 Scala V 1/200.00

312.00

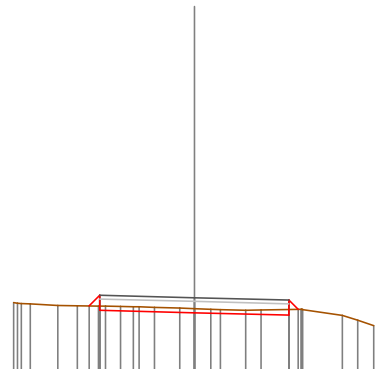


Quote	313.96 313.88	313.82	313.76 313.60
Parziali	0.33 2.50	2.50	0.38 2.50
Sviluppata Par.	0.46 2.50	2.50	0.37 2.50
Sviluppata	0.00 0.34 -2.83 -2.50 0.46	0.00 -2.96	5.46 5.83 -0.14 2.50 -2.76 0.00
Progressiva			
Dislivelli			

Sezione: 21  
 Progressiva: 180.000  
 Q. Progetto: 313.910

Scala H 1/200.00  
 Scala V 1/200.00

312.00

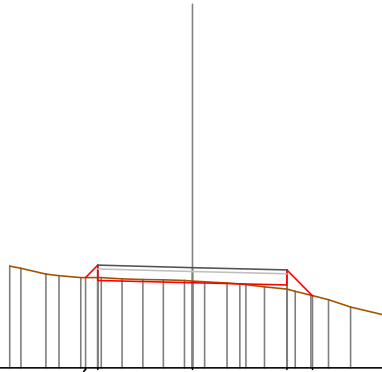


Quote	313.99 313.87	313.81	313.76 313.60
Parziali	0.28 2.50	2.50	0.35 2.50
Sviluppata Par.	0.39 2.50	2.50	0.35 2.50
Sviluppata	0.00 0.28 -2.78 -2.50 0.39	0.00 -2.89	5.40 5.75 -0.15 2.50 -2.75 0.00
Progressiva			
Dislivelli			

Sezione: 22  
 Progressiva: 190.000  
 Q. Progetto: 313.651

Scala H 1/200.00  
 Scala V 1/200.00

311.00

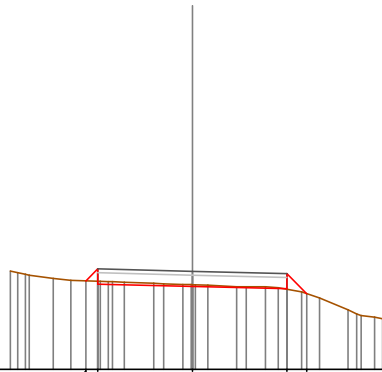


Quote	313.39 313.31	313.25	313.19 312.91
Parziali	0.50 2.50	2.50	0.68
Sviluppata Par.	0.26 2.50	2.50	0.96
Sviluppata	0.00 0.46	-2.96	5.46 6.43
Progressiva	-2.83 -2.50	0.00	-2.50 -3.18
Dislivelli	0.00 0.33	-0.05	0.10 -0.00

Sezione: 23  
 Progressiva: 192.708  
 Q. Progetto: 313.594

Scala H 1/200.00  
 Scala V 1/200.00

311.00

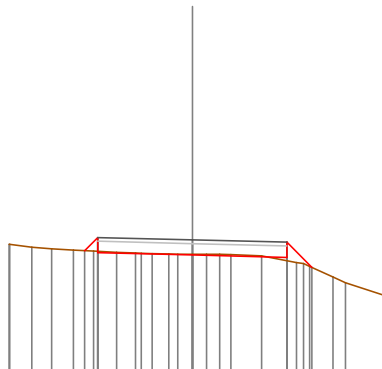


Quote	313.34 313.26	313.19	313.13 313.00
Parziali	0.31 2.50	2.50	0.53
Sviluppata Par.	0.25 2.50	2.50	0.75
Sviluppata	0.00 0.45	-2.95	5.45 6.20
Progressiva	-2.81 -2.50	0.00	-2.50 -3.03
Dislivelli	0.00 0.33	-0.05	0.01 -0.00

Sezione: 24  
 Progressiva: 200.000  
 Q. Progetto: 313.440

Scala H 1/200.00  
 Scala V 1/200.00

310.00

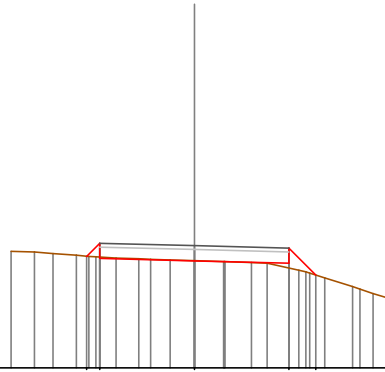


Quote	313.15 313.10	313.04	312.98 312.71
Parziali	0.35 2.50	2.50	0.67
Sviluppata Par.	0.43 2.50	2.50	0.94
Sviluppata	0.00 0.46	-2.99	5.49 6.43
Progressiva	-2.85 -2.50	0.00	-2.50 -3.17
Dislivelli	0.00 0.36	-0.02	0.09 -0.00

Sezione: 25  
 Progressiva: 210.000  
 Q. Progetto: 313.229

Scala H 1/200.00  
 Scala V 1/200.00

310.00

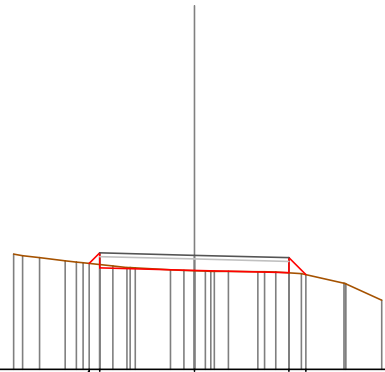


Quote	312.95 312.89	312.83	312.77 312.46
Parziali	0.35 2.50	2.50	0.71
Sviluppata Par.	0.49 2.50	2.50	1.01
Sviluppata	0.00 0.49	-0.00 +2.99	+5.49 +6.50
Progressiva	-2.85 -2.50	0.00	+3.21
Dislivelli	0.00 0.36	-0.00	0.13 -0.00

Sezione: 26  
 Progressiva: 220.000  
 Q. Progetto: 313.018

Scala H 1/200.00  
 Scala V 1/200.00

310.00

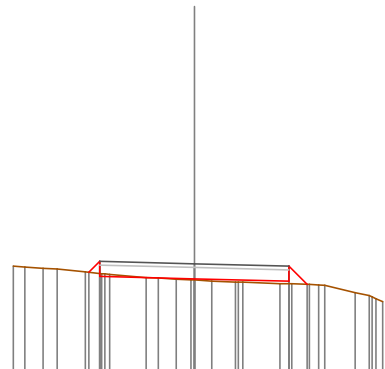


Quote	312.90 312.88	312.82	312.96 312.90
Parziali	0.28 2.50	2.50	0.45
Sviluppata Par.	0.39 2.50	2.50	0.64
Sviluppata	0.00 0.39	-0.00 +2.89	+5.40 +6.04
Progressiva	-2.78 -2.50	0.00	+2.95
Dislivelli	0.00 0.31	-0.01	0.00 -0.00

Sezione: 27  
 Progressiva: 230.000  
 Q. Progetto: 312.808

Scala H 1/200.00  
 Scala V 1/200.00

310.00

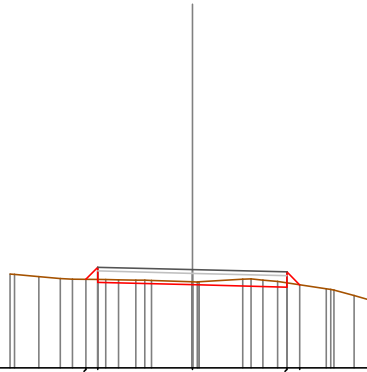


Quote	312.98 312.47	312.41	312.95 312.96
Parziali	0.29 2.50	2.50	0.48
Sviluppata Par.	0.41 2.50	2.50	0.68
Sviluppata	0.00 0.41	-0.00 +2.91	+5.41 +6.09
Progressiva	-2.79 -2.50	0.00	+2.98
Dislivelli	0.00 0.32	-0.03	0.07 0.00

Sezione: 28  
 Progressiva: 240.000  
 Q. Progetto: 312.598

Scala H 1/200.00  
 Scala V 1/200.00

310.00

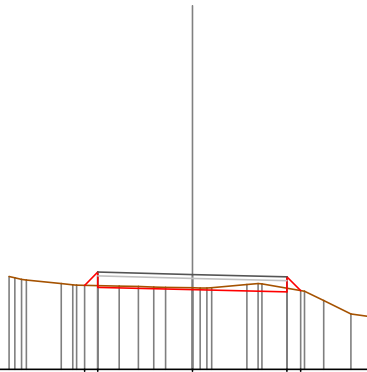


Quote	312.24 312.26	312.20	312.14 312.19
Parziali	0.52 2.50	2.50	0.34 2.50
Sviluppata Par.	0.25 2.50	2.50	0.48 2.50
Sviluppata	0.00 0.45	2.95	5.45 5.93
Progressiva	-2.82 -2.50	0.00	2.50 2.84
Dislivelli	0.00 0.32	-0.08	-0.11 0.00

Sezione: 29  
 Progressiva: 246.103  
 Q. Progetto: 312.508

Scala H 1/200.00  
 Scala V 1/200.00

310.00

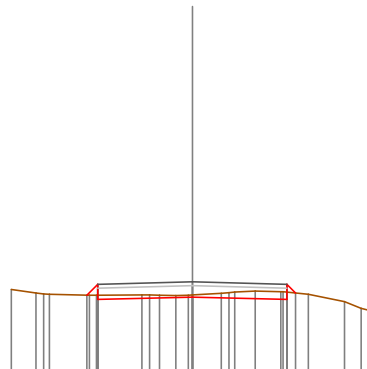


Quote	312.22 312.17	312.11	312.05 312.08
Parziali	0.35 2.50	2.50	0.36 2.50
Sviluppata Par.	0.49 2.50	2.50	0.51 2.50
Sviluppata	0.00 0.49	2.99	5.49 6.01
Progressiva	-2.85 -2.50	0.00	2.50 2.86
Dislivelli	0.00 0.36	-0.05	-0.10 -0.00

Sezione: 30  
 Progressiva: 260.000  
 Q. Progetto: 312.327

Scala H 1/200.00  
 Scala V 1/200.00

310.00

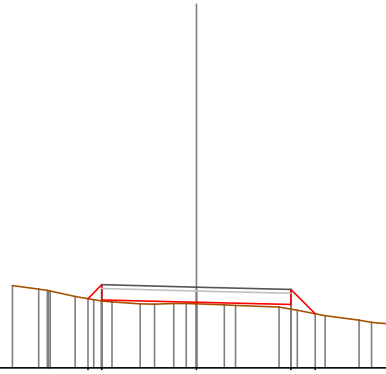


Quote	311.98 311.96	311.90	311.86 312.03
Parziali	0.29 2.50	2.50	0.33 2.50
Sviluppata Par.	0.20 2.50	2.50	0.33 2.50
Sviluppata	0.00 0.40	2.91	5.41 5.74
Progressiva	-2.79 -2.50	0.00	2.50 2.73
Dislivelli	0.00 0.29	-0.05	-0.19 0.00

Sezione: 31  
 Progressiva: 274.910  
 Q. Progetto: 312.134

Scala H 1/200.00  
 Scala V 1/200.00

310.00

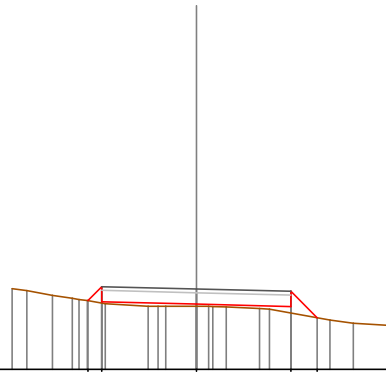


Quote	311.63 311.60	311.73	311.67 311.43
Parziali	0.37 2.50	2.50	0.64
Sviluppata Par.	0.52 2.50	2.50	0.91
Sviluppata	0.00 -2.87 -2.50 0.52	0.00 +3.02	5.52 -0.12 -2.50 -3.14 -6.43
Progressiva			
Dislivelli	0.00 0.43	0.04	0.12 0.00

Sezione: 32  
 Progressiva: 275.613  
 Q. Progetto: 312.125

Scala H 1/200.00  
 Scala V 1/200.00

310.00

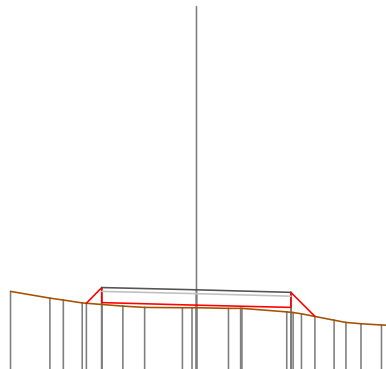


Quote	311.62 311.79	311.72	311.66 311.36
Parziali	0.37 2.50	2.50	0.70
Sviluppata Par.	0.52 2.50	2.50	0.99
Sviluppata	0.00 -2.87 -2.50 0.52	0.00 +3.02	5.53 -0.17 -2.50 -3.20 -6.51
Progressiva			
Dislivelli	0.00 0.44	0.06	0.17 0.00

Sezione: 33  
 Progressiva: 276.315  
 Q. Progetto: 312.116

Scala H 1/200.00  
 Scala V 1/200.00

310.00

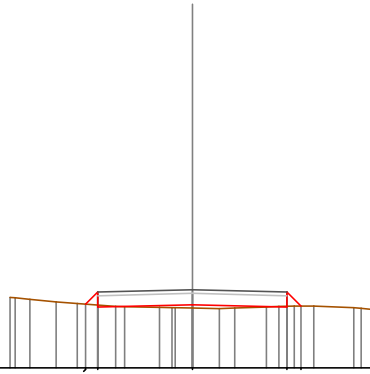


Quote	311.77 311.76	311.72	311.65 311.41
Parziali	0.41 2.50	2.50	0.64
Sviluppata Par.	0.56 2.50	2.50	0.90
Sviluppata	0.00 -2.91 -2.50 0.56	0.00 +3.08	5.59 -0.13 -2.50 -3.14 -6.49
Progressiva			
Dislivelli	0.00 0.45	0.07	0.13 -0.00

Sezione: 34  
 Progressiva: 280.000  
 Q. Progetto: 312.068

Scala H 1/200.00  
 Scala V 1/200.00

310.00

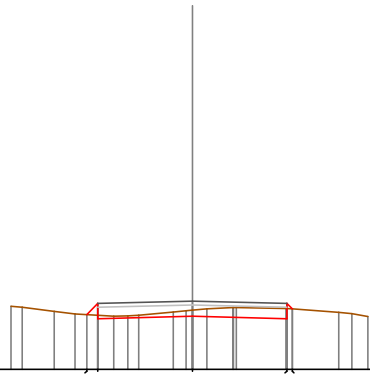


Quote	311.08 311.61	311.67	311.61 311.63
Parziali	0.52 2.50	2.50	0.37
Sviluppata Par.	0.26 2.50	2.50	0.53
Sviluppata	0.00 0.46	2.96	5.46 5.99
Progressiva	-2.82 -2.50	0.00	2.50 2.87
Dislivelli	0.00 0.35	0.09	-0.02 0.00

Sezione: 35  
 Progressiva: 300.000  
 Q. Progetto: 311.804

Scala H 1/200.00  
 Scala V 1/200.00

310.00

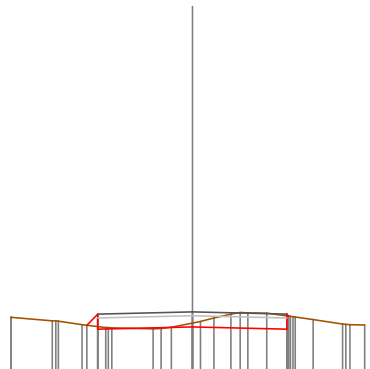


Quote	311.45 311.34	311.40	311.34 311.90
Parziali	0.29 2.50	2.50	
Sviluppata Par.	0.02 2.50	2.50	
Sviluppata	0.00 0.42	2.92	5.42 5.62
Progressiva	-2.79 -2.50	0.00	2.50 2.64
Dislivelli	0.00 0.31	-0.16	-0.27 0.00

Sezione: 36  
 Progressiva: 320.000  
 Q. Progetto: 311.536

Scala H 1/200.00  
 Scala V 1/200.00

310.00



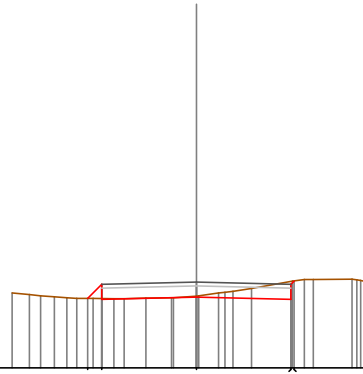
Quote	311.18 311.07	311.14	311.07 311.42
Parziali	0.29 2.50	2.50	
Sviluppata Par.	0.26 2.50	2.50	
Sviluppata	0.00 0.42	2.92	5.42 5.50
Progressiva	-2.79 -2.50	0.00	2.50 2.56
Dislivelli	-0.00 0.33	-0.10	-0.35 0.00



Sezione: 37  
 Progressiva: 340.000  
 Q. Progetto: 311.269

Scala H 1/200.00  
 Scala V 1/200.00

309.00

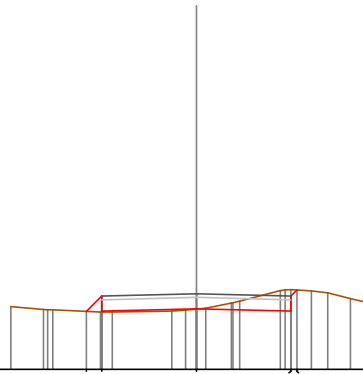


Quote	310.83 310.81	310.87	310.81 311.29
Parziali	0.37	2.50	2.50
Sviluppata Par.	0.53	2.50	2.50
Sviluppata	0.00 0.53	3.03	5.53 5.65
Progressiva	-2.87 -2.50	0.00	2.50 2.59
Dislivelli	0.00 0.38	-0.03	-0.47 0.00

Sezione: 38  
 Progressiva: 360.000  
 Q. Progetto: 311.002

Scala H 1/200.00  
 Scala V 1/200.00

309.00

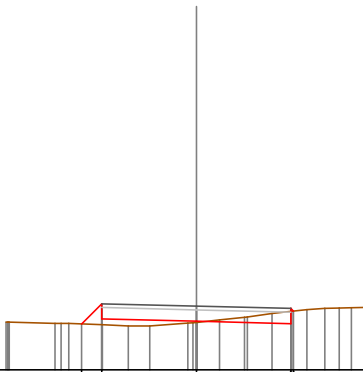


Quote	310.83 310.84	310.80	310.84 311.10
Parziali	0.41	2.50	2.50
Sviluppata Par.	0.58	2.50	2.50
Sviluppata	0.00 0.58	3.08	5.58 5.80
Progressiva	-2.91 -2.50	0.00	2.50 2.66
Dislivelli	-0.00 0.43	0.01	-0.57 0.00

Sezione: 39  
 Progressiva: 375.369  
 Q. Progetto: 310.687

Scala H 1/200.00  
 Scala V 1/200.00

309.00

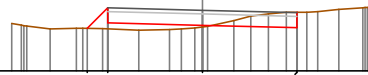


Quote	310.82 310.85	310.80	310.82 310.86
Parziali	0.53	2.50	2.50
Sviluppata Par.	0.75	2.50	2.50
Sviluppata	0.00 0.75	3.25	5.76 5.85
Progressiva	-3.03 -2.50	0.00	2.50 2.57
Dislivelli	0.00 0.55	-0.03	-0.32 0.00

Sezione: 40  
 Progressiva: 377.936  
 Q. Progetto: 310.602

Scala H 1/200.00  
 Scala V 1/200.00

309.00

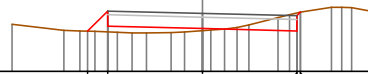


Quote	310.12	310.26	310.20	310.14
Parziali	0.54	2.50	2.50	
Sviluppata Par.	0.77	2.50	2.50	
Sviluppata	0.00	0.77	3.27	5.77
Progressiva	-3.04	-2.50	0.00	2.50
Dislivelli	-0.05	0.55	0.04	-0.41

Sezione: 41  
 Progressiva: 380.000  
 Q. Progetto: 310.534

Scala H 1/200.00  
 Scala V 1/200.00

309.00

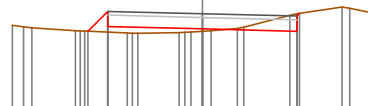


Quote	310.06	310.20	310.13	310.07	310.27
Parziali	0.53	2.50	2.50		
Sviluppata Par.	0.75	2.50	2.50		
Sviluppata	0.00	0.75	3.25	5.75	5.89
Progressiva	-3.03	-2.50	0.00	2.50	2.59
Dislivelli	-0.00	0.55	0.06	-0.47	0.00

Sezione: 42  
 Progressiva: 380.502  
 Q. Progetto: 310.517

Scala H 1/200.00  
 Scala V 1/200.00

308.00

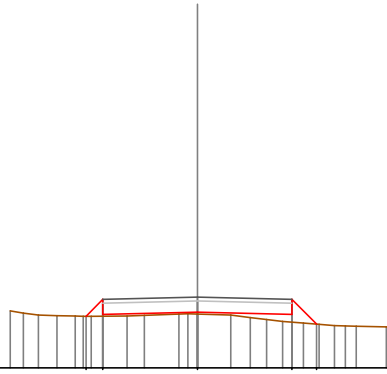


Quote	310.05	310.18	310.12	310.05	310.22
Parziali	0.53	2.50	2.50		
Sviluppata Par.	0.74	2.50	2.50		
Sviluppata	0.00	0.74	3.24	5.74	5.84
Progressiva	-3.03	-2.50	0.00	2.50	2.57
Dislivelli	-0.00	0.55	-0.07	-0.46	0.00

Sezione: 43  
 Progressiva: 400.000  
 Q. Progetto: 309.871

Scala H 1/200.00  
 Scala V 1/200.00

308.00

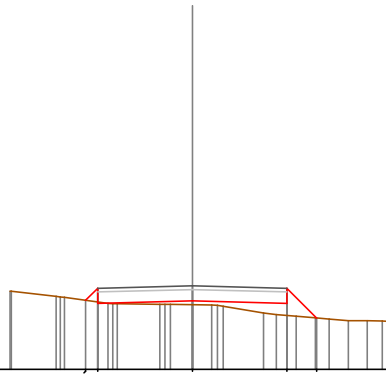


Quote	309.36 309.41	309.47	309.41 309.16
Parziali	0.45 2.50	2.50	0.65
Sviluppata Par.	0.63 2.50	2.50	0.92
Sviluppata	0.00 + 2.95 + 0.00 0.45 + 2.50 + 0.63	3.13	5.63 6.55
Progressiva		0.00	2.50 + 3.15
Dislivelli	0.00 0.45	0.05	0.20 -0.00

Sezione: 44  
 Progressiva: 420.000  
 Q. Progetto: 309.209

Scala H 1/200.00  
 Scala V 1/200.00

307.00

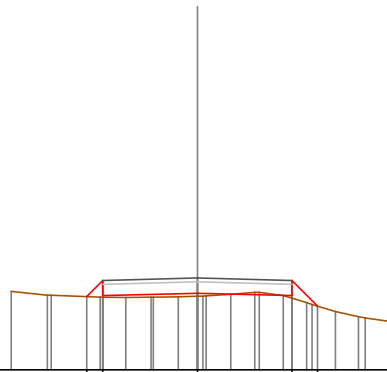


Quote	308.83 308.75	308.81	308.75 308.36
Parziali	0.32 2.50	2.50	0.79
Sviluppata Par.	0.45 2.50	2.50	1.12
Sviluppata	0.00 + 2.82 + 0.00 0.36 + 2.50 + 0.45	2.95	5.46 6.57
Progressiva		0.00	2.50 + 3.29
Dislivelli	-0.00 -0.36	-0.10	0.32 -0.00

Sezione: 45  
 Progressiva: 440.000  
 Q. Progetto: 308.428

Scala H 1/200.00  
 Scala V 1/200.00

306.00

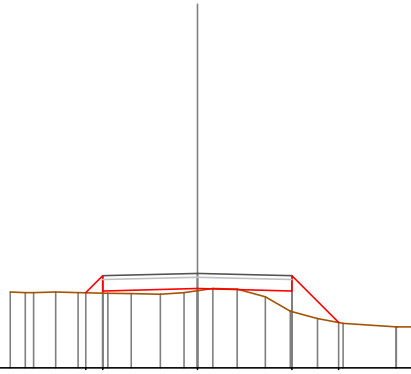


Quote	307.94 307.97	308.03	307.97 307.89
Parziali	0.43 2.50	2.50	0.68
Sviluppata Par.	0.60 2.50	2.50	0.95
Sviluppata	0.00 + 2.93 + 0.00 0.44 + 2.50 + 0.60	3.11	5.61 6.56
Progressiva		0.00	2.50 + 3.18
Dislivelli	0.00 0.44	-0.08	0.07 -0.00

Sezione: 46  
 Progressiva: 460.000  
 Q. Progetto: 307.496

Scala H 1/200.00  
 Scala V 1/200.00

305.00

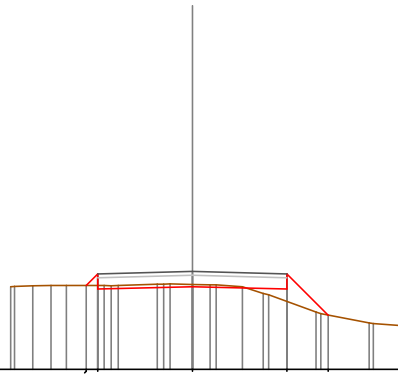


Quote	306.99 307.03		307.10	307.03	306.20
Parziali	0.45	2.50	2.50	1.23	
Sviluppata Par.	0.63	2.50	2.50	1.75	
Sviluppata	0.00 + 2.95 + 0.00 0.46 + 2.50 + 0.63		3.13	5.63	7.38
Progressiva					
Dislivelli	0.00 + 2.95 + 0.00 0.46 + 2.50 + 0.63		0.06 + 0.00 + 3.13	0.55 + 2.50 + 5.63	0.00 + 3.73 + 7.38

Sezione: 47  
 Progressiva: 480.000  
 Q. Progetto: 306.588

Scala H 1/200.00  
 Scala V 1/200.00

304.00

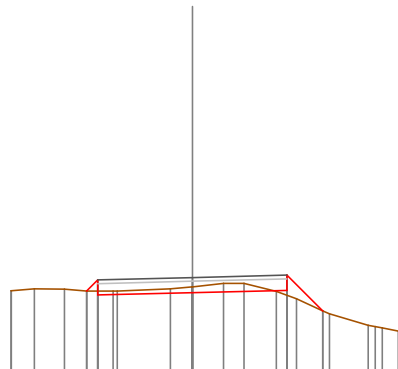


Quote	306.02 306.13		306.19	306.13	305.43
Parziali	0.31	2.50	2.50	1.09	
Sviluppata Par.	0.43	2.50	2.50	1.54	
Sviluppata	0.00 + 2.81 + 0.00 0.31 + 2.50 + 0.43		2.93	5.43	6.98
Progressiva					
Dislivelli	0.00 + 2.81 + 0.00 0.31 + 2.50 + 0.43		-0.06 + 0.00 + 2.93	0.33 + 2.50 + 5.43	0.00 + 3.59 + 6.98

Sezione: 48  
 Progressiva: 484.457  
 Q. Progetto: 306.443

Scala H 1/200.00  
 Scala V 1/200.00

304.00

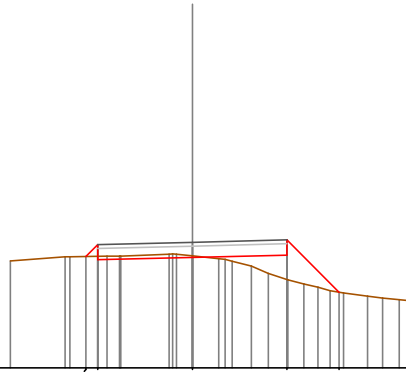


Quote	306.09 306.08		306.04	306.11	305.95
Parziali	0.29	2.50	2.50	0.95	
Sviluppata Par.	0.26	2.50	2.50	1.34	
Sviluppata	0.00 + 2.79 + 0.00 0.30 + 2.50 + 0.42		2.92	5.42	6.76
Progressiva					
Dislivelli	0.00 + 2.79 + 0.00 0.30 + 2.50 + 0.42		-0.15 + 0.00 + 2.92	0.13 + 2.50 + 5.42	-0.00 + 3.45 + 6.76

Sezione: 49  
 Progressiva: 490.000  
 Q. Progetto: 306.319

Scala H 1/200.00  
 Scala V 1/200.00

303.00

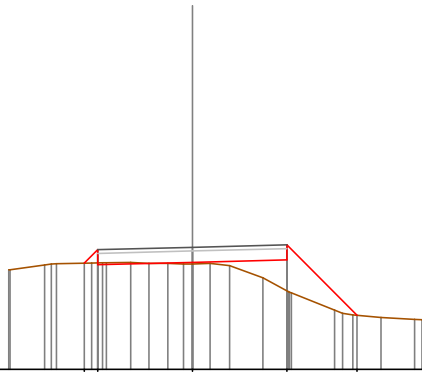


Quote	303.04 303.06	303.02	303.08	303.00
Parziali	0.21	2.50	2.50	1.38
Sviluppata Par.	0.24	2.50	2.50	1.95
Sviluppata	0.00 0.44	0.00 2.94	2.50 5.44	0.00 7.40
Progressiva	-2.81 -2.50	0.00	2.50	-3.88
Dislivelli	0.00 0.31	-0.04	0.64	0.00

Sezione: 50  
 Progressiva: 500.000  
 Q. Progetto: 306.229

Scala H 1/200.00  
 Scala V 1/200.00

303.00

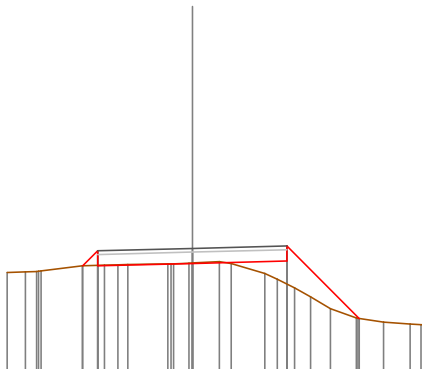


Quote	303.01 303.77	303.03	303.09	304.03
Parziali	0.38	2.50	2.50	1.86
Sviluppata Par.	0.50	2.50	2.50	2.63
Sviluppata	0.00 0.50	0.00 3.01	2.50 5.51	0.00 8.14
Progressiva	-2.86 -2.50	0.00	2.50	4.36
Dislivelli	0.00 0.35	0.04	0.81	0.00

Sezione: 51  
 Progressiva: 502.442  
 Q. Progetto: 306.215

Scala H 1/200.00  
 Scala V 1/200.00

303.00

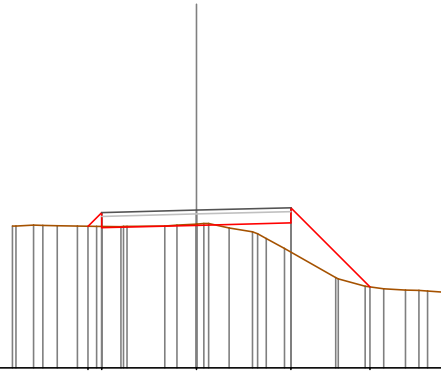


Quote	303.76 303.75	303.01	303.08	304.06
Parziali	0.40	2.50	2.50	1.92
Sviluppata Par.	0.56	2.50	2.50	2.71
Sviluppata	0.00 0.56	0.00 3.06	2.50 5.56	0.00 8.28
Progressiva	-2.90 -2.50	0.00	2.50	4.42
Dislivelli	0.00 0.39	-0.01	0.61	0.00

Sezione: 52  
 Progressiva: 510.000  
 Q. Progetto: 306.170

Scala H 1/200.00  
 Scala V 1/200.00

302.00

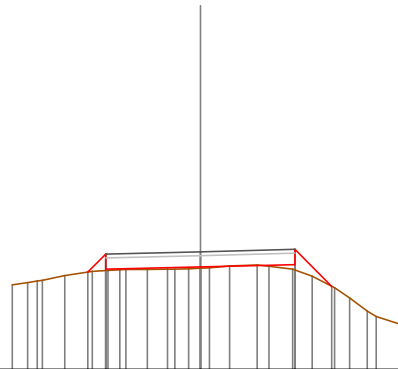


Quote		305.74 305.71	305.77	305.83	304.14
Parziali		0.38	2.50	2.50	2.09
Sviluppata Par.		0.51	2.50	2.50	2.96
Sviluppata		0.00 0.37	0.00 -0.03	5.52 -2.50	8.47 -4.59
Progressiva		-2.86 -2.50	0.00	-2.50	-4.59
Dislivelli		0.00 0.37	-0.03	0.77	0.00

Sezione: 53  
 Progressiva: 520.000  
 Q. Progetto: 306.110

Scala H 1/200.00  
 Scala V 1/200.00

303.00

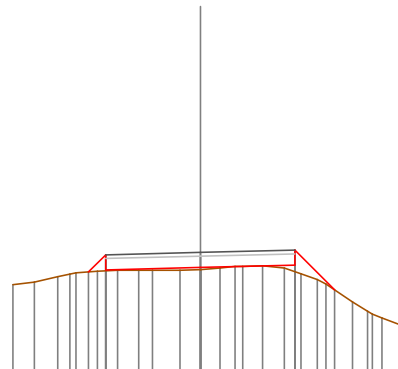


Quote		306.57 306.85	306.71	306.77	306.20
Parziali		0.47	2.50	2.50	0.98
Sviluppata Par.		0.67	2.50	2.50	1.38
Sviluppata		0.00 0.44	3.17 0.04	5.67 -2.50	7.05 -3.48
Progressiva		-2.97 -2.50	0.00	-2.50	-3.48
Dislivelli		-0.00 0.44	0.04	0.14	0.00

Sezione: 54  
 Progressiva: 520.427  
 Q. Progetto: 306.107

Scala H 1/200.00  
 Scala V 1/200.00

303.00

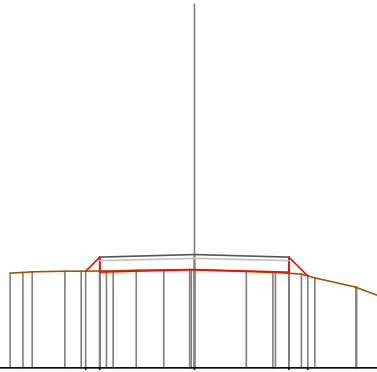


Quote		306.99 306.84	306.71	306.77	306.12
Parziali		0.46	2.50	2.50	1.05
Sviluppata Par.		0.64	2.50	2.50	1.49
Sviluppata		0.00 0.43	3.14 -0.05	5.65 -2.50	7.13 -3.55
Progressiva		-2.96 -2.50	0.00	-2.50	-3.55
Dislivelli		-0.00 0.43	-0.05	-0.17	-0.00

Sezione: 55  
 Progressiva: 540.000  
 Q. Progetto: 305.994

Scala H 1/200.00  
 Scala V 1/200.00

303.00

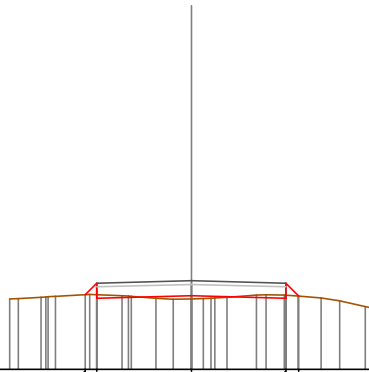


Quote	305.96 305.93	305.99	305.93 305.43
Parziali	0.37	2.50	2.50 0.50
Sviluppata Par.	0.53	2.50	2.50 0.71
Sviluppata	0.00 0.53	3.03	5.53 6.24
Progressiva	-2.87 -2.50	0.00	2.50 3.00
Dislivelli	0.00 0.37	0.00	0.03 0.00

Sezione: 56  
 Progressiva: 560.000  
 Q. Progetto: 306.344

Scala H 1/200.00  
 Scala V 1/200.00

304.00

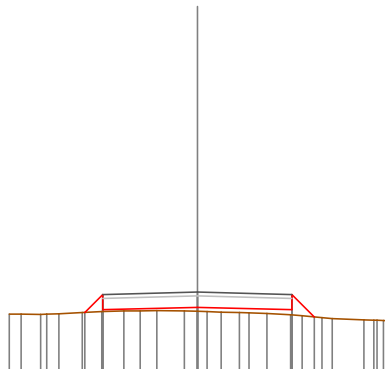


Quote	306.97 306.88	306.94	306.88 306.94
Parziali	0.31	2.50	2.50 0.34
Sviluppata Par.	0.44	2.50	2.50 0.62
Sviluppata	0.00 0.44	2.94	5.44 5.92
Progressiva	-2.81 -2.50	0.00	2.50 2.84
Dislivelli	0.00 0.31	0.08	0.08 0.00

Sezione: 57  
 Progressiva: 580.000  
 Q. Progetto: 307.056

Scala H 1/200.00  
 Scala V 1/200.00

305.00

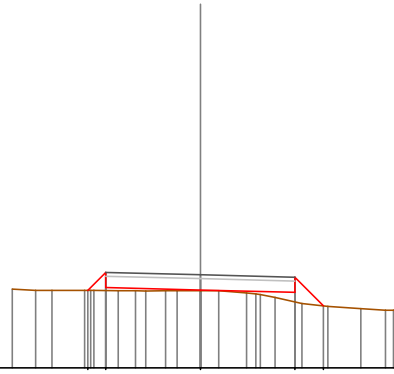


Quote	306.92 306.99	306.96	306.99 306.40
Parziali	0.48	2.50	2.50 0.59
Sviluppata Par.	0.67	2.50	2.50 0.84
Sviluppata	0.00 0.67	3.17	5.67 6.51
Progressiva	-2.98 -2.50	0.00	2.50 3.09
Dislivelli	0.00 0.45	-0.11	-0.14 0.00

Sezione: 58  
 Progressiva: 592.429  
 Q. Progetto: 307.459

Scala H 1/200.00  
 Scala V 1/200.00

305.00

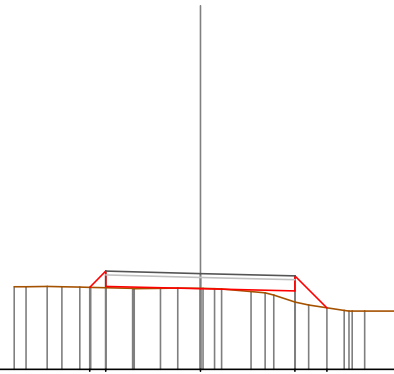


Quote		307.05 307.12	307.06	307.00 306.94
Parziali		0.48	2.50	2.50
Sviluppata Par.		0.67	2.50	2.50
Sviluppata		0.00 0.48	0.00 -2.50	3.17 -3.17
Progressiva		-2.98 -2.50	0.00	2.50 -3.26
Dislivelli		0.00 0.48	0.02	0.25 -0.00

Sezione: 59  
 Progressiva: 596.334  
 Q. Progetto: 307.534

Scala H 1/200.00  
 Scala V 1/200.00

305.00

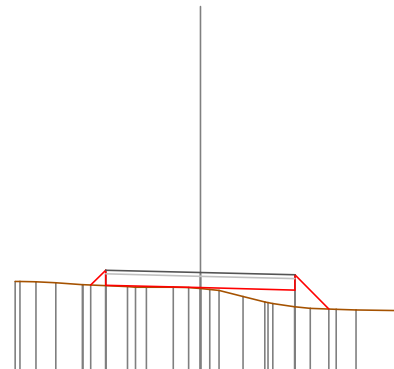


Quote		307.17 307.20	307.13	307.07 306.93
Parziali		0.43	2.50	2.50
Sviluppata Par.		0.60	2.50	2.50
Sviluppata		0.00 0.44	0.00 -0.01	3.10 -3.10
Progressiva		-2.93 -2.50	0.00	2.50 -3.34
Dislivelli		0.00 0.44	-0.01	0.29 -0.00

Sezione: 60  
 Progressiva: 600.000  
 Q. Progetto: 307.577

Scala H 1/200.00  
 Scala V 1/200.00

305.00



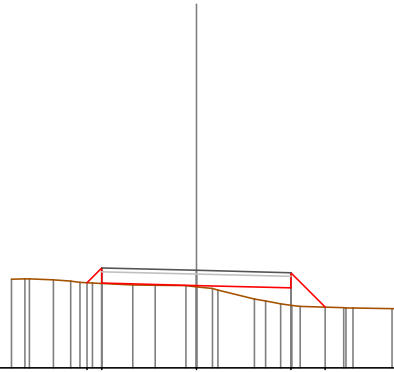
Quote		307.24 307.24	307.18	307.11 306.91
Parziali		0.40	2.50	2.50
Sviluppata Par.		0.56	2.50	2.50
Sviluppata		0.00 0.41	0.00 -0.03	3.06 -3.06
Progressiva		-2.90 -2.50	0.00	2.50 -3.40
Dislivelli		0.00 0.41	-0.03	0.44 -0.00



Sezione: 61  
 Progressiva: 600.239  
 Q. Progetto: 307.578

Scala H 1/200.00  
 Scala V 1/200.00

305.00

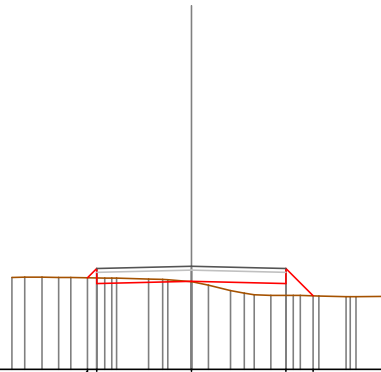


Quote	307.25 307.24	307.18	307.12 306.60
Parziali	0.39 2.50	2.50	0.91
Sviluppata Par.	0.55 2.50	2.50	1.29
Sviluppata	0.00 -2.89 0.41	0.00 -2.50 0.41	3.05 -3.05 0.00
Progressiva	0.00 -2.89 0.41	0.00 -2.50 0.41	5.55 -2.50 3.41
Dislivelli	0.00 -2.89 0.41	0.00 -2.50 0.41	6.84 -3.41 3.41

Sezione: 62  
 Progressiva: 620.000  
 Q. Progetto: 307.728

Scala H 1/200.00  
 Scala V 1/200.00

305.00

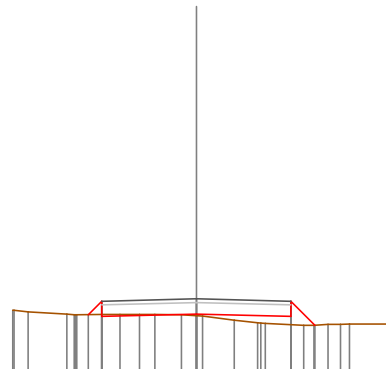


Quote	307.42 307.27	307.33	307.27 306.94
Parziali	0.28 2.50	2.50	0.72
Sviluppata Par.	0.34 2.50	2.50	1.02
Sviluppata	0.00 -2.74 0.25	0.00 -2.50 0.25	2.85 -2.85 0.00
Progressiva	0.00 -2.74 0.25	0.00 -2.50 0.25	5.35 -2.50 3.22
Dislivelli	0.00 -2.74 0.25	0.00 -2.50 0.25	6.37 -3.22 3.22

Sezione: 63  
 Progressiva: 640.000  
 Q. Progetto: 307.879

Scala H 1/200.00  
 Scala V 1/200.00

306.00

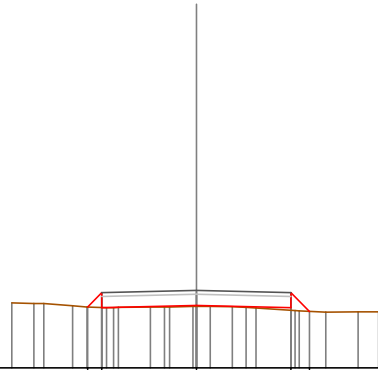


Quote	307.46 307.42	307.48	307.42 307.16
Parziali	0.38 2.50	2.50	0.64
Sviluppata Par.	0.50 2.50	2.50	0.90
Sviluppata	0.00 -2.86 0.35	0.00 -2.50 0.35	3.00 -3.00 0.00
Progressiva	0.00 -2.86 0.35	0.00 -2.50 0.35	5.50 -2.50 3.14
Dislivelli	0.00 -2.86 0.35	0.00 -2.50 0.35	6.41 -3.14 3.14

Sezione: 64  
 Progressiva: 660.000  
 Q. Progetto: 308.050

Scala H 1/200.00  
 Scala V 1/200.00

306.00

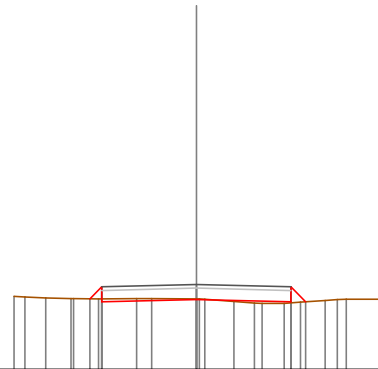


Quote	307.61 307.59	307.65	307.59 307.49
Parziali	0.38 2.50	2.50	0.50
Sviluppata Par.	0.53 2.50	2.50	0.70
Sviluppata	0.00 0.53	3.04	5.54 6.24
Progressiva	-2.88 -2.50	0.00	2.50 3.00
Dislivelli	0.00 0.39	0.03	0.07 0.00

Sezione: 65  
 Progressiva: 680.000  
 Q. Progetto: 308.247

Scala H 1/200.00  
 Scala V 1/200.00

306.00

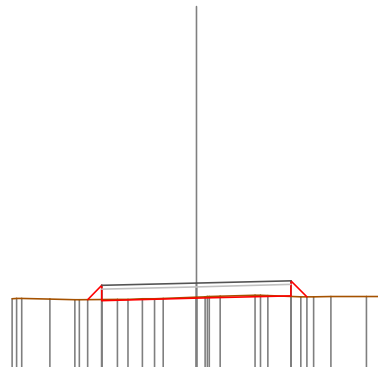


Quote	307.87 307.78	307.85	307.78 307.79
Parziali	0.32 2.50	2.50	0.39
Sviluppata Par.	0.45 2.50	2.50	0.56
Sviluppata	0.00 0.45	2.95	5.45 6.01
Progressiva	-2.82 -2.50	0.00	2.50 2.89
Dislivelli	-0.00 0.32	-0.01	0.03 0.00

Sezione: 66  
 Progressiva: 684.967  
 Q. Progetto: 308.296

Scala H 1/200.00  
 Scala V 1/200.00

306.00

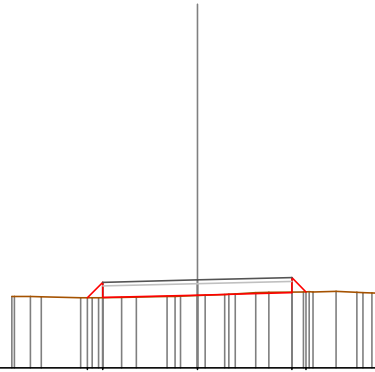


Quote	307.86 307.83	307.90	307.86 307.83
Parziali	0.38 2.50	2.50	0.43
Sviluppata Par.	0.53 2.50	2.50	0.60
Sviluppata	0.00 0.53	3.03	5.53 6.13
Progressiva	-2.88 -2.50	0.00	2.50 2.93
Dislivelli	0.00 0.37	-0.03	0.01 -0.00

Sezione: 67  
 Progressiva: 687.841  
 Q. Progetto: 308.325

Scala H 1/200.00  
 Scala V 1/200.00

306.00

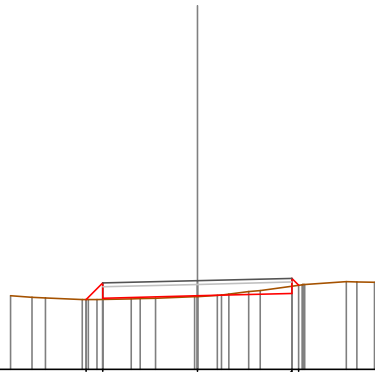


Quote	307.95 307.96	307.92	307.99 308.01
Parziali	0.41	2.50	2.50
Sviluppata Par.	0.58	2.50	2.50
Sviluppata	0.00 -2.91 -2.50 0.58	0.00 -3.08	5.58 -0.54 -6.12
Progressiva	0.41	0.00	2.50 -2.88
Dislivelli	0.00 0.41	0.01	-0.02 0.00

Sezione: 68  
 Progressiva: 690.000  
 Q. Progetto: 308.346

Scala H 1/200.00  
 Scala V 1/200.00

306.00

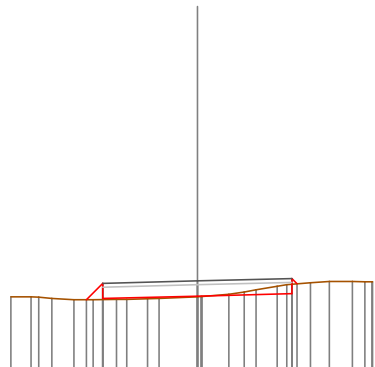


Quote	307.94 307.98	307.95	308.01 308.03
Parziali	0.44	2.50	2.50
Sviluppata Par.	0.62	2.50	2.50
Sviluppata	0.00 -2.94 -2.50 0.62	0.00 -3.12	5.62 -0.35 -5.88
Progressiva	0.43	0.00	2.50 -2.68
Dislivelli	-0.00 0.43	0.02	-0.19 0.00

Sezione: 69  
 Progressiva: 690.714  
 Q. Progetto: 308.353

Scala H 1/200.00  
 Scala V 1/200.00

306.00

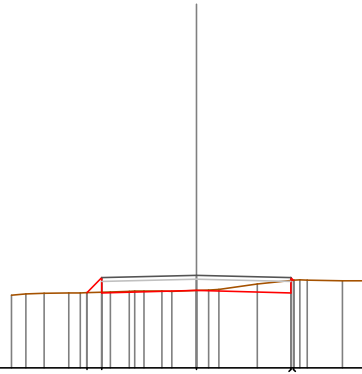


Quote	307.96 307.99	307.95	308.02 308.05
Parziali	0.43	2.50	2.50
Sviluppata Par.	0.61	2.50	2.50
Sviluppata	0.00 -2.93 -2.50 0.61	0.00 -3.11	5.62 -0.25 -5.81
Progressiva	0.43	0.00	2.50 -2.64
Dislivelli	-0.00 0.43	-0.02	-0.25 0.00

Sezione: 70  
 Progressiva: 700.000  
 Q. Progetto: 308.445

Scala H 1/200.00  
 Scala V 1/200.00

306.00

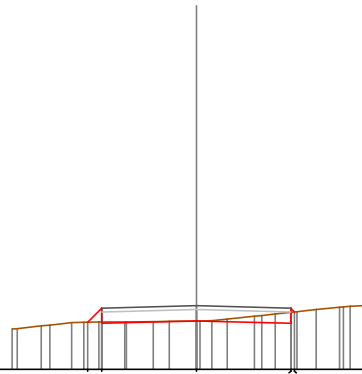


Quote	307.99 307.98	308.04	307.98 308.31
Parziali	0.39 2.50	2.50	
Sviluppata Par.	0.56 2.50	2.50	
Sviluppata	0.00 0.38 -2.89 -2.50	0.00 -0.00	3.06 5.56 2.50 2.57
Progressiva			
Dislivelli	0.00 0.38	-0.00	-0.32 0.00

Sezione: 71  
 Progressiva: 720.000  
 Q. Progetto: 308.681

Scala H 1/200.00  
 Scala V 1/200.00

307.00

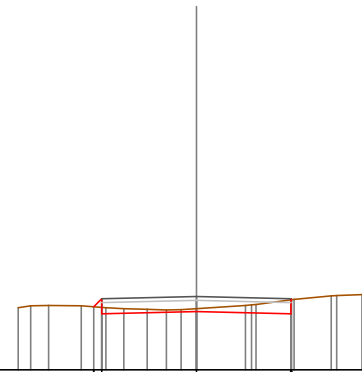


Quote	308.25 308.52	308.28	308.52 308.52
Parziali	0.37 2.50	2.50	
Sviluppata Par.	0.53 2.50	2.50	
Sviluppata	0.00 0.37 -2.87 -2.50	0.00 -0.00	3.03 5.53 2.50 2.60
Progressiva			
Dislivelli	0.00 0.37	0.00	-0.29 0.00

Sezione: 72  
 Progressiva: 740.000  
 Q. Progetto: 308.942

Scala H 1/200.00  
 Scala V 1/200.00

307.00

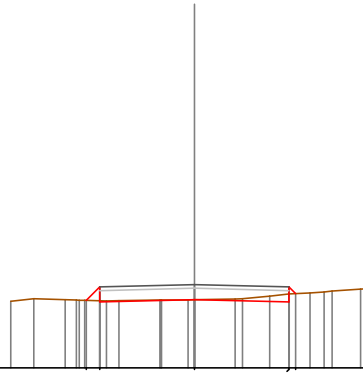


Quote	308.67 308.48	308.54	308.48 308.96
Parziali	0.30 2.50	2.50	
Sviluppata Par.	0.30 2.50	2.50	
Sviluppata	0.00 0.22 -2.71 -2.50	0.00 -0.08	2.80 5.30 2.50 2.52
Progressiva			
Dislivelli	-0.00 0.22	-0.08	-0.38 0.00

Sezione: 73  
 Progressiva: 760.000  
 Q. Progetto: 309.203

Scala H 1/200.00  
 Scala V 1/200.00

307.00

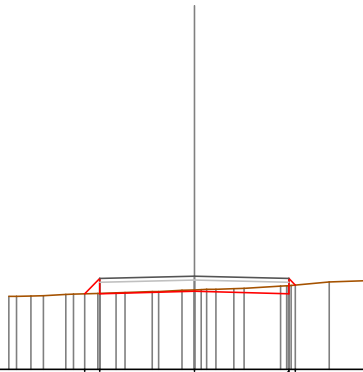


Quote		308.78 308.74	308.80	308.74 308.68
Parziali		0.38	2.50	2.50
Sviluppata Par.		0.51	2.50	2.50
Sviluppata		0.00 0.51	3.01	5.51 5.76
Progressiva		-2.86 -2.50	0.00	2.50 2.68
Dislivelli		0.00 0.37	0.00	-0.21 0.00

Sezione: 74  
 Progressiva: 780.000  
 Q. Progetto: 309.464

Scala H 1/200.00  
 Scala V 1/200.00

307.00

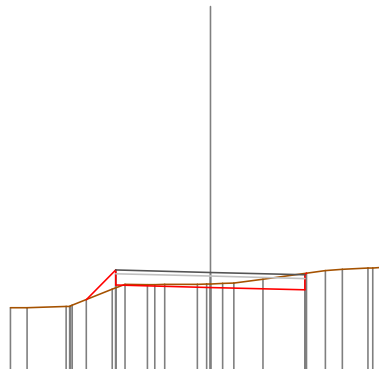


Quote		308.00 308.00	308.06	308.00 308.03
Parziali		0.40	2.50	2.50
Sviluppata Par.		0.57	2.50	2.50
Sviluppata		0.00 0.57	3.07	5.57 5.82
Progressiva		-2.90 -2.50	0.00	2.50 2.67
Dislivelli		0.00 0.39	-0.04	-0.21 0.00

Sezione: 75  
 Progressiva: 788.873  
 Q. Progetto: 309.580

Scala H 1/200.00  
 Scala V 1/200.00

307.00

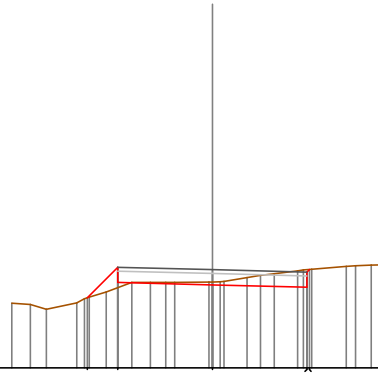


Quote		308.86 308.84	308.18	308.12 308.06
Parziali		0.79	2.50	2.50
Sviluppata Par.		1.11	2.50	2.50
Sviluppata		0.00 1.11	3.61	6.11 6.17
Progressiva		-3.29 -2.50	0.00	2.50 2.54
Dislivelli		0.00 0.47	-0.09	-0.43 0.00

Sezione: 76  
 Progressiva: 790.000  
 Q. Progetto: 309.594

Scala H 1/200.00  
 Scala V 1/200.00

307.00

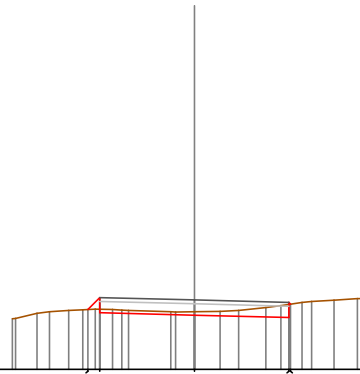


Quote		303.85	303.26	303.19	303.13	303.00
Parziali		0.80	2.50	2.50		
Sviluppata Par.		1.14	2.50	2.50		
Sviluppata		0.00	1.14	3.64	6.14	6.23
Progressiva		-3.30	-2.50	0.00	2.50	2.57
Dislivelli		0.00	0.54	-0.07	-0.46	0.00

Sezione: 77  
 Progressiva: 800.000  
 Q. Progetto: 309.834

Scala H 1/200.00  
 Scala V 1/200.00

308.00

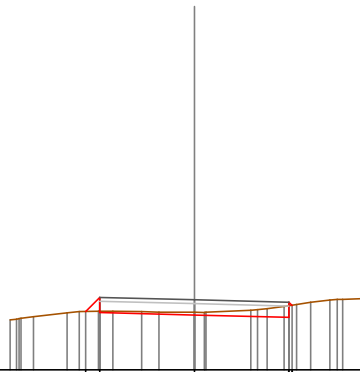


Quote		303.98	303.50	303.43	303.37	303.72
Parziali		0.31	2.50	2.50		
Sviluppata Par.		0.44	2.50	2.50		
Sviluppata		0.00	0.44	2.94	5.45	5.51
Progressiva		-2.81	-2.50	0.00	2.50	2.55
Dislivelli		0.00	-0.31	-0.09	-0.35	0.00

Sezione: 78  
 Progressiva: 800.555  
 Q. Progetto: 309.853

Scala H 1/200.00  
 Scala V 1/200.00

308.00

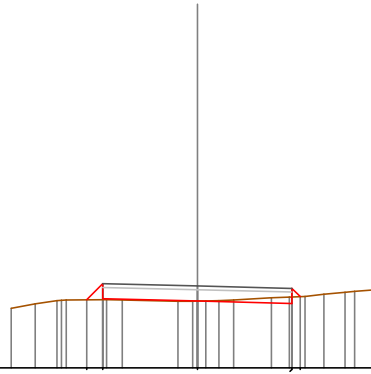


Quote		303.54	303.52	303.45	303.39	303.71
Parziali		0.37	2.50	2.50		
Sviluppata Par.		0.52	2.50	2.50		
Sviluppata		0.00	0.52	3.03	5.53	5.64
Progressiva		-2.87	-2.50	0.00	2.50	2.58
Dislivelli		-0.00	-0.36	-0.07	-0.30	-0.00

Sezione: 79  
 Progressiva: 810.000  
 Q. Progetto: 310.165

Scala H 1/200.00  
 Scala V 1/200.00

308.00

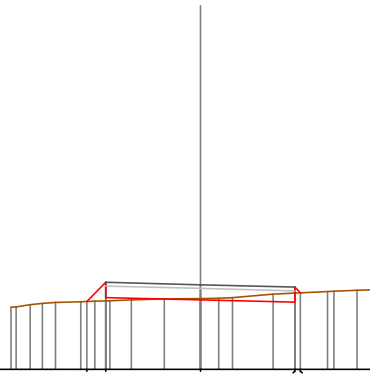


Quote	308.80 308.83	308.76	308.70 308.68
Parziali	0.43	2.50	2.50
Sviluppata Par.	0.60	2.50	2.50
Sviluppata	0.00 0.60	3.11	5.61 5.92
Progressiva	-0.00 -2.93 -0.43	0.00	2.50 2.72
Dislivelli	0.43	-0.00	-0.17 0.00

Sezione: 80  
 Progressiva: 812.236  
 Q. Progetto: 310.238

Scala H 1/200.00  
 Scala V 1/200.00

308.00

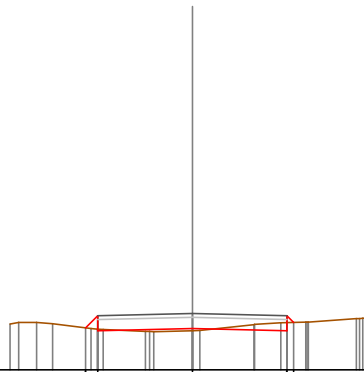


Quote	308.90 308.90	308.84	308.78 310.03
Parziali	0.50	2.50	2.50
Sviluppata Par.	0.71	2.50	2.50
Sviluppata	0.00 0.71	3.21	5.72 5.93
Progressiva	-0.00 -3.00 -0.49	0.00	2.50 2.65
Dislivelli	0.49	-0.03	-0.24 -0.00

Sezione: 81  
 Progressiva: 820.000  
 Q. Progetto: 310.495

Scala H 1/200.00  
 Scala V 1/200.00

309.00

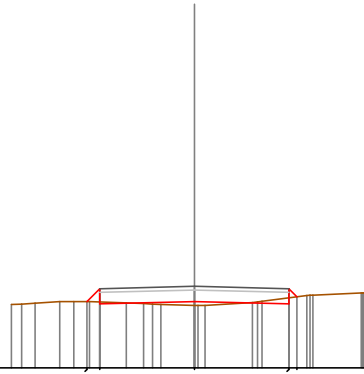


Quote	310.11 310.03	310.09	310.03 310.08
Parziali	0.32	2.50	2.50
Sviluppata Par.	0.25	2.50	2.50
Sviluppata	0.00 0.45	2.95	5.45 5.70
Progressiva	-0.00 -2.82 -0.35	0.00	2.50 2.68
Dislivelli	0.35	-0.06	-0.22 0.00

Sezione: 82  
 Progressiva: 840.000  
 Q. Progetto: 311.155

Scala H 1/200.00  
 Scala V 1/200.00

309.00

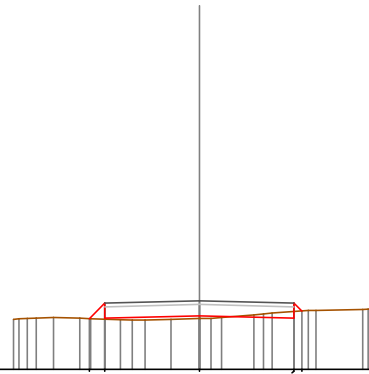


Quote	310.75	310.69	310.75	310.69	310.68
Parziali	0.34	2.50	2.50	0.31	
Sviluppata Par.	0.26	2.50	2.50	0.30	
Sviluppata	0.00	0.49	2.99	5.49	5.79
Progressiva	-2.84	-2.50	0.00	2.50	2.71
Dislivelli	0.00	0.35	0.10	-0.16	0.00

Sezione: 83  
 Progressiva: 860.000  
 Q. Progetto: 311.815

Scala H 1/200.00  
 Scala V 1/200.00

310.00

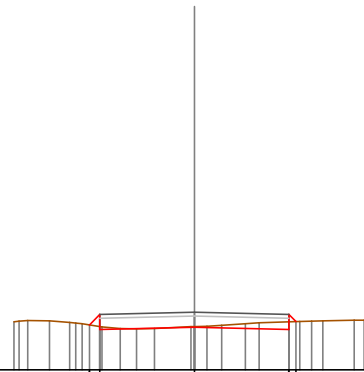


Quote	311.34	311.35	311.42	311.35	311.34
Parziali	0.41	2.50	2.50	0.31	
Sviluppata Par.	0.58	2.50	2.50	0.30	
Sviluppata	0.00	0.58	3.08	5.58	5.88
Progressiva	-2.91	-2.50	0.00	2.50	2.71
Dislivelli	-0.00	0.43	0.07	-0.18	0.00

Sezione: 84  
 Progressiva: 880.000  
 Q. Progetto: 312.528

Scala H 1/200.00  
 Scala V 1/200.00

311.00



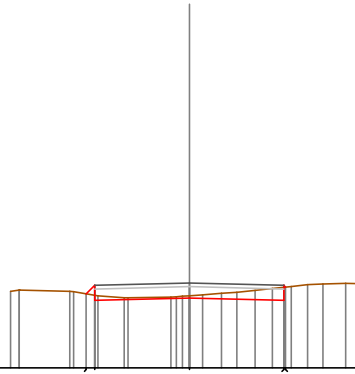
Quote	312.19	312.07	312.13	312.07	312.06
Parziali	0.28	2.50	2.50	0.30	
Sviluppata Par.	0.39	2.50	2.50	0.29	
Sviluppata	0.00	0.39	2.89	5.39	5.66
Progressiva	-2.78	-2.50	0.00	2.50	2.69
Dislivelli	-0.00	0.32	-0.02	-0.21	0.00



Sezione: 85  
 Progressiva: 900.000  
 Q. Progetto: 313.246

Scala H 1/200.00  
 Scala V 1/200.00

311.00

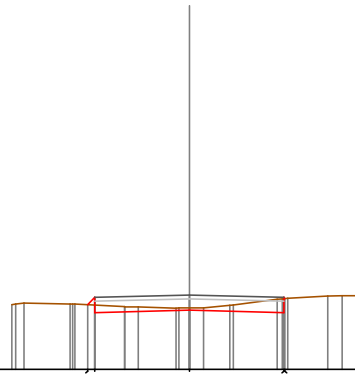


Quote	312.96 312.78	312.85	312.78 313.14
Parziali	2.50	2.50	
Sviluppata Par.	2.50	2.50	
Sviluppata	0.00 0.32	0.00 2.82	5.32 5.39
Progressiva	-2.73 -2.50	0.00	2.50 2.55
Dislivelli	0.00 0.26	-0.06	-0.35 0.00

Sezione: 86  
 Progressiva: 920.000  
 Q. Progetto: 313.964

Scala H 1/200.00  
 Scala V 1/200.00

312.00

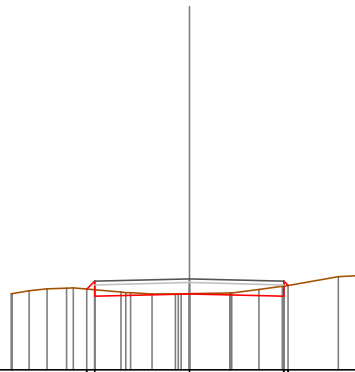


Quote	313.71 313.50	313.56	313.50 313.87
Parziali	2.50	2.50	
Sviluppata Par.	2.50	2.50	
Sviluppata	0.00 0.27	0.00 2.77	5.27 5.31
Progressiva	-2.69 -2.50	0.00	2.50 2.53
Dislivelli	0.00 0.20	-0.06	-0.37 0.00

Sezione: 87  
 Progressiva: 940.000  
 Q. Progetto: 314.410

Scala H 1/200.00  
 Scala V 1/200.00

312.00

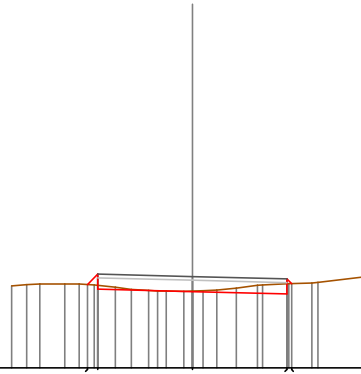


Quote	314.14 313.95	314.01	313.95 314.23
Parziali	2.50	2.50	
Sviluppata Par.	2.50	2.50	
Sviluppata	0.00 0.30	0.00 2.80	5.30 5.46
Progressiva	-2.71 -2.50	0.00	2.50 2.61
Dislivelli	-0.00 0.23	-0.00	-0.27 0.00

Sezione: 88  
 Progressiva: 941.950  
 Q. Progetto: 314.415

Scala H 1/200.00  
 Scala V 1/200.00

312.00

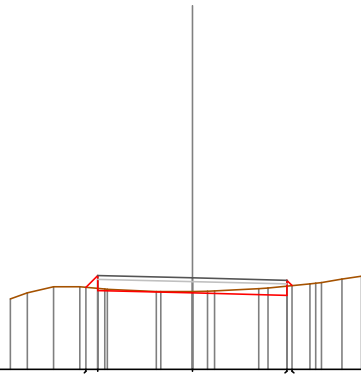


Quote	314.20	314.08	314.01	313.96	314.23
Parziali	0.28	2.50	2.50		
Sviluppata Par.	0.39	2.50	2.50		
Sviluppata	0.00	0.39	2.89	5.35	5.57
Progressiva	-2.78	-2.50	0.00	2.50	2.62
Dislivelli	0.00	0.30	-0.02	0.27	0.00

Sezione: 89  
 Progressiva: 944.839  
 Q. Progetto: 314.420

Scala H 1/200.00  
 Scala V 1/200.00

312.00

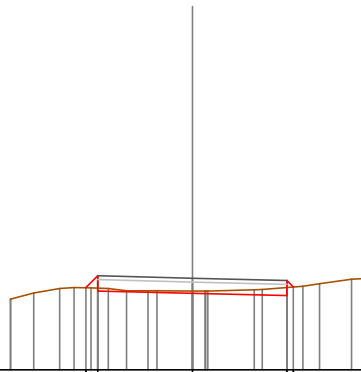


Quote	314.17	314.08	314.02	313.96	314.22
Parziali	0.31	2.50	2.50		
Sviluppata Par.	0.44	2.50	2.50		
Sviluppata	0.00	0.44	2.94	5.44	5.64
Progressiva	-2.81	-2.50	0.00	2.50	2.64
Dislivelli	-0.00	0.34	-0.04	0.24	-0.00

Sezione: 90  
 Progressiva: 947.729  
 Q. Progetto: 314.426

Scala H 1/200.00  
 Scala V 1/200.00

312.00

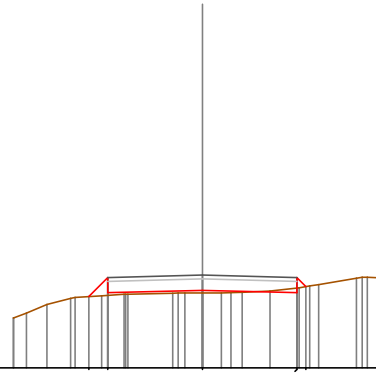


Quote	314.17	314.09	314.03	313.96	314.19
Parziali	0.31	2.50	2.50		
Sviluppata Par.	0.44	2.50	2.50		
Sviluppata	0.00	0.44	2.94	5.44	5.69
Progressiva	-2.81	-2.50	0.00	2.50	2.67
Dislivelli	0.00	0.33	-0.06	0.22	0.00

Sezione: 91  
 Progressiva: 960.000  
 Q. Progetto: 314.450

Scala H 1/200.00  
 Scala V 1/200.00

312.00

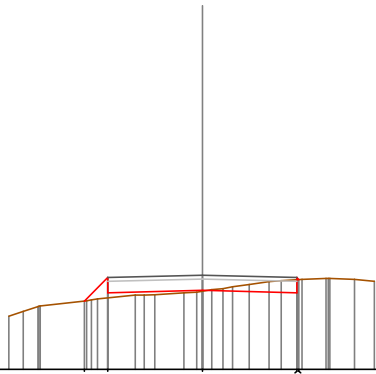


Quote		313.99	313.99	314.05	313.99	314.15
Parziali		0.50	2.50	2.50	0.24	
Sviluppata Par.		0.71	2.50	2.50	0.38	
Sviluppata		0.00 + 3.00	0.71	0.00 + 3.21	5.71	6.05
Progressiva		0.47	-2.50	0.00	2.50	2.74
Dislivelli		0.00	-0.47	0.07	-0.12	-0.00

Sezione: 92  
 Progressiva: 980.000  
 Q. Progetto: 314.490

Scala H 1/200.00  
 Scala V 1/200.00

312.00

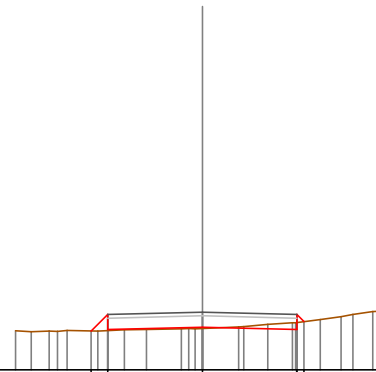


Quote		313.51	314.03	314.09	314.03	314.27
Parziali		0.62	2.50	2.50		
Sviluppata Par.		0.88	2.50	2.50		
Sviluppata		0.00	0.88	0.00 + 3.38	5.88	5.96
Progressiva		0.54	-2.50	0.00	2.50	2.55
Dislivelli		0.00	-0.54	0.02	-0.34	0.00

Sezione: 93  
 Progressiva: 1000.000  
 Q. Progetto: 314.529

Scala H 1/200.00  
 Scala V 1/200.00

313.00

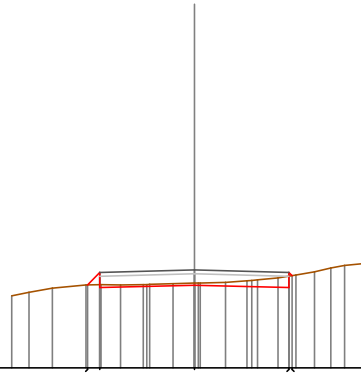


Quote		314.03	314.07	314.13	314.07	314.28
Parziali		0.44	2.50	2.50	0.33	
Sviluppata Par.		0.62	2.50	2.50	0.22	
Sviluppata		0.00	0.62	0.00 + 3.12	5.62	5.89
Progressiva		0.43	-2.94	0.00	2.50	2.69
Dislivelli		-0.00	-0.43	-0.03	-0.19	0.00

Sezione: 94  
 Progressiva: 1020.000  
 Q. Progetto: 314.585

Scala H 1/200.00  
 Scala V 1/200.00

312.00

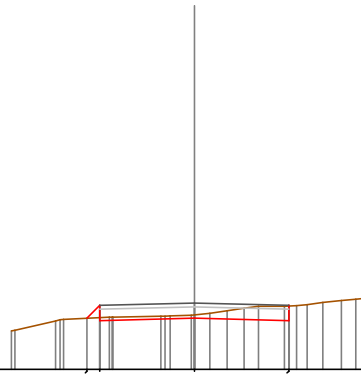


Quote	314.20	314.12	314.19	314.12	314.44
Parziali	0.50	2.50	2.50		
Sviluppata Par.	0.26	2.50	2.50		
Sviluppata	0.00	0.46	2.96	5.47	5.59
Progressiva	-2.83	-2.50	0.00	2.50	2.59
Dislivelli	0.00	0.32	-0.05	0.30	0.00

Sezione: 95  
 Progressiva: 1040.000  
 Q. Progetto: 314.752

Scala H 1/200.00  
 Scala V 1/200.00

313.00

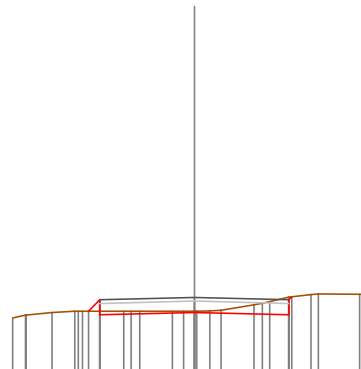


Quote	314.35	314.29	314.35	314.29
Parziali	0.34	2.50	2.50	
Sviluppata Par.	0.18	2.50	2.50	
Sviluppata	0.00	0.48	2.98	5.48
Progressiva	-2.84	-2.50	0.00	2.50
Dislivelli	0.00	0.32	-0.09	0.39

Sezione: 96  
 Progressiva: 1060.000  
 Q. Progetto: 314.919

Scala H 1/200.00  
 Scala V 1/200.00

313.00

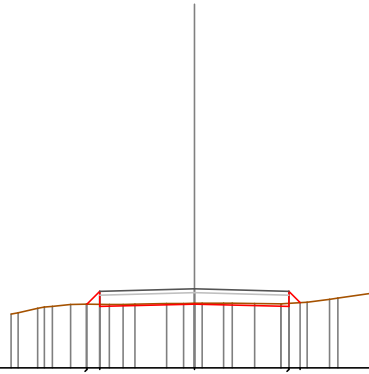


Quote	314.35	314.46	314.52	314.46	314.80
Parziali	0.50	2.50	2.50		
Sviluppata Par.	0.25	2.50	2.50		
Sviluppata	0.00	0.43	2.93	5.43	5.54
Progressiva	-2.80	-2.50	0.00	2.50	2.58
Dislivelli	-0.00	0.30	-0.03	0.47	0.00

Sezione: 97  
 Progressiva: 1080.000  
 Q. Progetto: 315.086

Scala H 1/200.00  
 Scala V 1/200.00

313.00

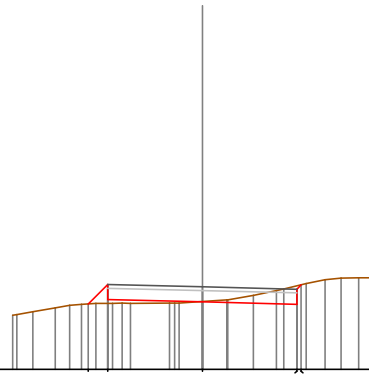


Quote	314.08	314.02	314.00	314.02	314.02
Parziali	0.34	2.50	2.50	0.30	
Sviluppata Par.	0.26	2.50	2.50	0.43	
Sviluppata	0.00	0.49	2.99	5.49	5.91
Progressiva	-2.84	-2.50	0.00	2.50	2.80
Dislivelli	0.00	0.34	-0.02	-0.08	0.00

Sezione: 98  
 Progressiva: 1091.703  
 Q. Progetto: 315.183

Scala H 1/200.00  
 Scala V 1/200.00

313.00

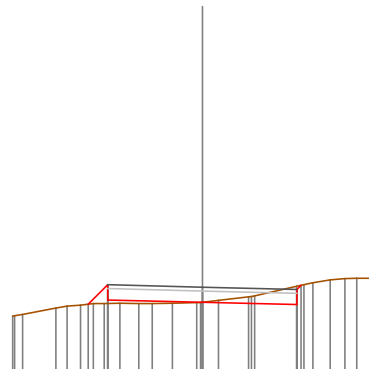


Quote	314.73	314.85	314.78	314.72	315.24
Parziali	0.52	2.50	2.50		
Sviluppata Par.	0.73	2.50	2.50		
Sviluppata	0.00	0.73	3.23	5.73	5.89
Progressiva	-3.02	-2.50	0.00	2.50	2.62
Dislivelli	-0.00	0.50	-0.01	-0.49	0.00

Sezione: 99  
 Progressiva: 1092.373  
 Q. Progetto: 315.189

Scala H 1/200.00  
 Scala V 1/200.00

313.00

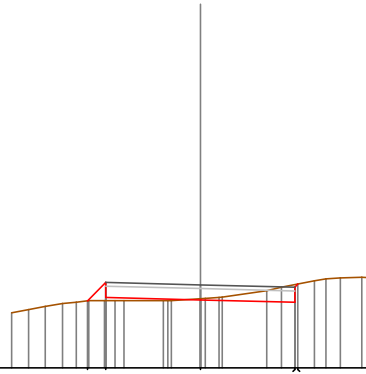


Quote	314.74	314.85	314.79	314.73	315.24
Parziali	0.51	2.50	2.50		
Sviluppata Par.	0.73	2.50	2.50		
Sviluppata	0.00	0.73	3.23	5.73	5.89
Progressiva	-3.01	-2.50	0.00	2.50	2.61
Dislivelli	-0.00	0.49	-0.00	-0.48	0.00

Sezione: 100  
 Progressiva: 1093.043  
 Q. Progetto: 315.195

Scala H 1/200.00  
 Scala V 1/200.00

313.00

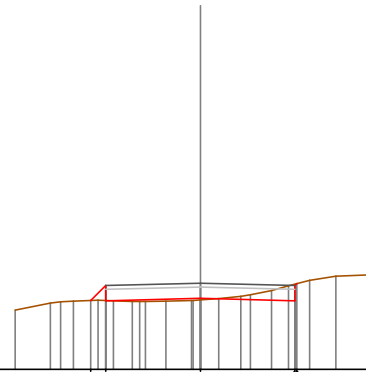


Quote	314.77 314.86	314.79	314.73 315.21
Parziali	0.49 2.50	2.50	
Sviluppata Par.	0.69 2.50	2.50	
Sviluppata	0.00 0.69	3.19	5.69 5.81
Progressiva	-2.99 -2.50	0.00	2.50 2.58
Dislivelli	0.00 0.48	-0.04	-0.47 0.00

Sezione: 101  
 Progressiva: 1100.000  
 Q. Progetto: 315.279

Scala H 1/200.00  
 Scala V 1/200.00

313.00

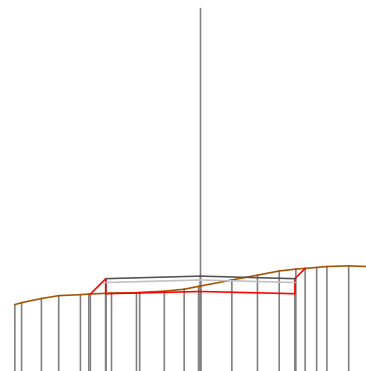


Quote	314.82 314.82	314.88	314.82 315.27
Parziali	0.40 2.50	2.50	
Sviluppata Par.	0.56 2.50	2.50	
Sviluppata	0.00 0.56	3.06	5.56 5.64
Progressiva	-2.90 -2.50	0.00	2.50 2.55
Dislivelli	0.00 0.40	0.04	-0.44 -0.00

Sezione: 102  
 Progressiva: 1120.000  
 Q. Progetto: 315.530

Scala H 1/200.00  
 Scala V 1/200.00

313.00

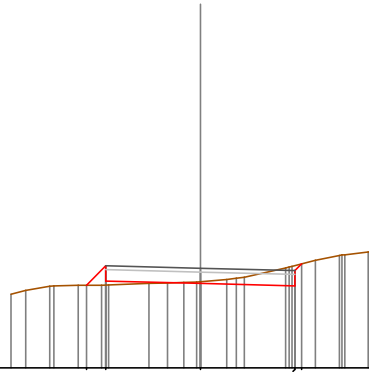


Quote	315.06 315.07	315.13	315.07 315.74
Parziali	0.41 2.50	2.50	
Sviluppata Par.	0.58 2.50	2.50	
Sviluppata	0.00 0.58	3.08	5.58 5.96
Progressiva	-2.91 -2.50	0.00	2.50 2.77
Dislivelli	0.00 0.39	-0.14	-0.65 0.00

Sezione: 103  
 Progressiva: 1128.217  
 Q. Progetto: 315.633

Scala H 1/200.00  
 Scala V 1/200.00

313.00

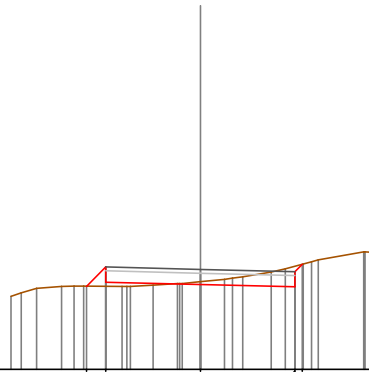


Quote		315.19 315.30		315.23		315.17 315.75
Parziali		0.51	2.50		2.50	0.38
Sviluppata Par.		0.72	2.50		2.50	0.38
Sviluppata		0.00 + 3.01 + 0.00 0.51 + 2.50 + 0.72		0.00 + 3.22		5.72 + 0.38 5.98
Progressiva		-3.01 -2.50		0.00		2.50 2.68
Dislivelli		0.00 0.51		-0.05		-0.53 0.00

Sezione: 104  
 Progressiva: 1129.147  
 Q. Progetto: 315.644

Scala H 1/200.00  
 Scala V 1/200.00

313.00

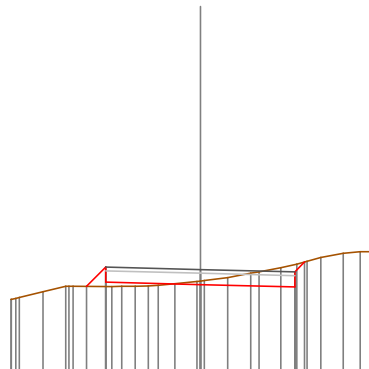


Quote		315.20 315.31		315.24		315.18 315.76
Parziali		0.51	2.50		2.50	0.38
Sviluppata Par.		0.72	2.50		2.50	0.38
Sviluppata		0.00 + 3.01 + 0.00 0.51 + 2.50 + 0.72		0.00 + 3.22		5.72 + 0.38 6.00
Progressiva		-3.01 -2.50		0.00		2.50 2.70
Dislivelli		0.00 0.51		-0.07		-0.55 0.00

Sezione: 105  
 Progressiva: 1130.078  
 Q. Progetto: 315.656

Scala H 1/200.00  
 Scala V 1/200.00

313.00

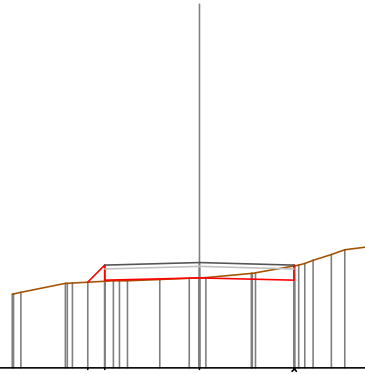


Quote		315.21 315.32		315.26		315.19 315.86
Parziali		0.51	2.50		2.50	0.38
Sviluppata Par.		0.72	2.50		2.50	0.38
Sviluppata		0.00 + 3.01 + 0.00 0.51 + 2.50 + 0.72		0.00 + 3.22		5.72 + 0.38 6.08
Progressiva		-3.01 -2.50		0.00		2.50 2.76
Dislivelli		0.00 0.51		-0.09		-0.59 0.00

Sezione: 106  
 Progressiva: 1140.000  
 Q. Progetto: 315.781

Scala H 1/200.00  
 Scala V 1/200.00

313.00

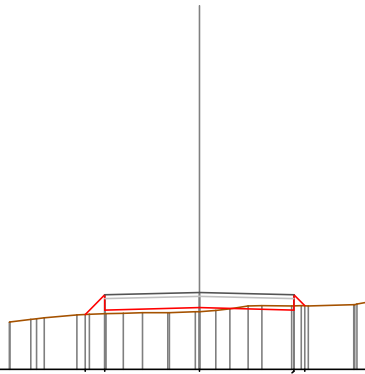


Quote	315.28 315.32	315.38	315.32 315.69
Parziali	0.45 2.50	2.50	
Sviluppata Par.	0.64 2.50	2.50	
Sviluppata	0.00 0.64	-3.14	5.64 5.68
Progressiva	-2.95 -2.50	0.00	2.50 2.52
Dislivelli	0.00 0.43	-0.00	-0.37 -0.00

Sezione: 107  
 Progressiva: 1160.000  
 Q. Progetto: 316.031

Scala H 1/200.00  
 Scala V 1/200.00

314.00

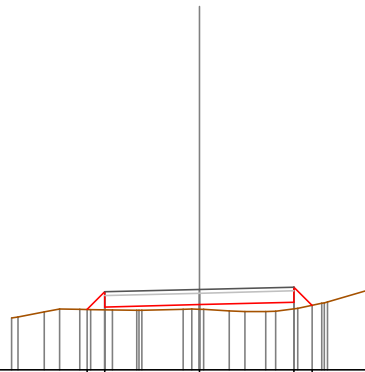


Quote	315.45 315.57	315.63	315.57 315.68
Parziali	0.52 2.50	2.50	0.38
Sviluppata Par.	0.74 2.50	2.50	0.41
Sviluppata	0.00 0.74	-3.24	5.74 6.15
Progressiva	-3.02 -2.50	0.00	2.50 2.79
Dislivelli	0.00 0.50	-0.10	-0.11 0.00

Sezione: 108  
 Progressiva: 1170.307  
 Q. Progetto: 316.127

Scala H 1/200.00  
 Scala V 1/200.00

314.00



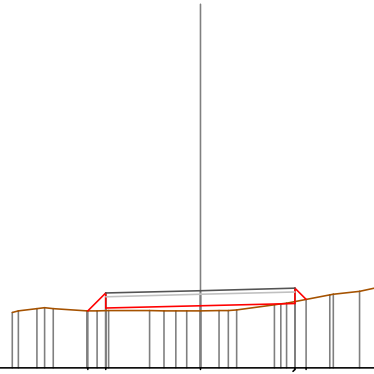
Quote	315.90 315.96	315.73	315.79 315.71
Parziali	0.47 2.50	2.50	0.48
Sviluppata Par.	0.66 2.50	2.50	0.68
Sviluppata	0.00 0.66	-3.16	5.66 6.35
Progressiva	-2.97 -2.50	0.00	2.50 2.98
Dislivelli	0.00 0.48	-0.12	-0.18 -0.00



Sezione: 109  
 Progressiva: 1180.060  
 Q. Progetto: 316.042

Scala H 1/200.00  
 Scala V 1/200.00

314.00

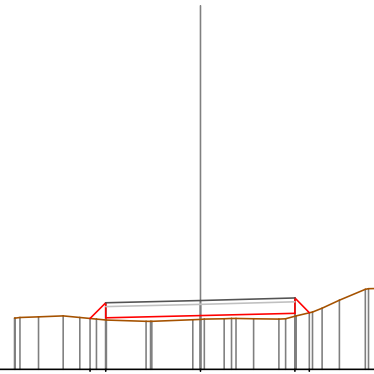


Quote		315.51 315.88	315.64	315.70 315.81	
Parziali		0.47	2.50	2.50	0.30
Sviluppata Par.		0.67	2.50	2.50	0.42
Sviluppata		0.00 + 2.97 0.47 + 2.50	0.00 + 3.17	5.67 + 2.50 6.09 + 2.80	
Progressiva					
Dislivelli					

Sezione: 110  
 Progressiva: 1189.813  
 Q. Progetto: 315.822

Scala H 1/200.00  
 Scala V 1/200.00

314.00

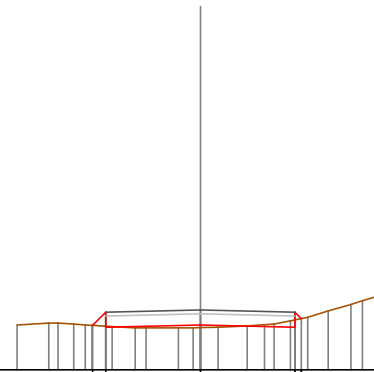


Quote		315.34 315.36	315.42	315.48 315.50	
Parziali		0.42	2.50	2.50	0.39
Sviluppata Par.		0.59	2.50	2.50	0.55
Sviluppata		0.00 + 2.92 0.45 + 2.50	0.00 + 3.09	5.59 + 2.50 6.14 + 2.89	
Progressiva					
Dislivelli					

Sezione: 111  
 Progressiva: 1200.000  
 Q. Progetto: 315.587

Scala H 1/200.00  
 Scala V 1/200.00

314.00

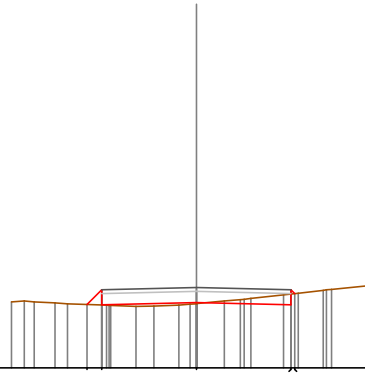


Quote		315.18 315.12	315.19	315.12 315.35	
Parziali		0.35	2.50	2.50	
Sviluppata Par.		0.49	2.50	2.50	
Sviluppata		0.00 + 2.85 0.37 + 2.50	0.00 + 2.99	5.49 + 2.50 5.73 + 2.67	
Progressiva					
Dislivelli					

Sezione: 112  
 Progressiva: 1220.000  
 Q. Progetto: 315.126

Scala H 1/200.00  
 Scala V 1/200.00

313.00

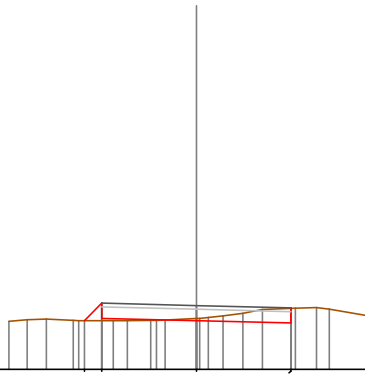


Quote	314.67 314.66	314.73	314.66 314.66
Parziali	0.39 2.50	2.50	
Sviluppata Par.	0.55 2.50	2.50	
Sviluppata	0.00 0.40 -2.89 -2.50 0.55	3.05	5.55 5.70
Progressiva	0.00 -0.40 -2.89 -2.50	0.00 3.05	2.50 -0.29 -2.60
Dislivelli	0.00 -0.40	0.03 3.05	0.29 -0.00

Sezione: 113  
 Progressiva: 1238.977  
 Q. Progetto: 314.688

Scala H 1/200.00  
 Scala V 1/200.00

313.00

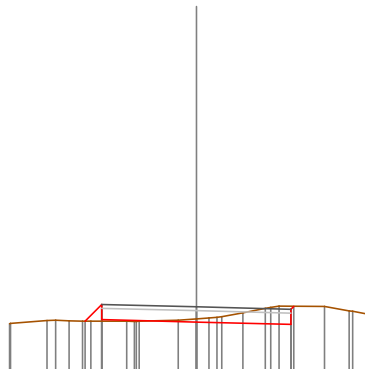


Quote	314.29 314.35	314.29	314.23 314.23
Parziali	0.46 2.50	2.50	
Sviluppata Par.	0.65 2.50	2.50	
Sviluppata	0.00 0.46 -2.96 -2.50 0.65	3.15	5.65
Progressiva	0.00 -0.46 -2.96 -2.50	0.00 3.15	2.50 -0.39
Dislivelli	-0.00 -0.46	-0.06 3.15	0.39

Sezione: 114  
 Progressiva: 1239.910  
 Q. Progetto: 314.667

Scala H 1/200.00  
 Scala V 1/200.00

313.00

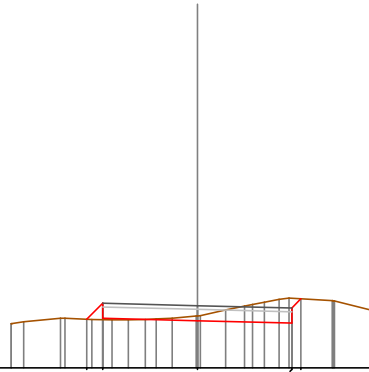


Quote	314.29 314.33	314.27	314.20 314.08
Parziali	0.44 2.50	2.50	
Sviluppata Par.	0.62 2.50	2.50	
Sviluppata	0.00 0.44 -2.94 -2.50 0.62	3.12	5.62 5.73
Progressiva	0.00 -0.44 -2.94 -2.50	0.00 3.12	2.50 -0.48 -2.58
Dislivelli	0.00 -0.44	-0.08 3.12	0.00

Sezione: 115  
 Progressiva: 1240.844  
 Q. Progetto: 314.645

Scala H 1/200.00  
 Scala V 1/200.00

313.00

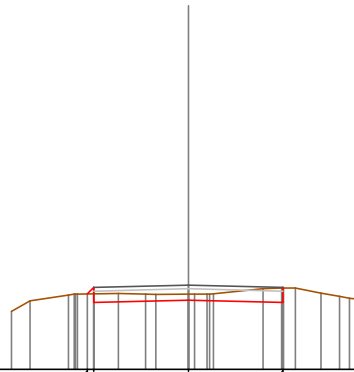


Quote	314.29 314.31	314.25	314.18 314.02
Parziali	0.42	2.50	2.50
Sviluppata Par.	0.60	2.50	2.50
Sviluppata	0.00 0.43	0.00 -0.13	3.10 5.60 5.94
Progressiva	-2.92 -2.50	0.00	2.50 2.74
Dislivelli	0.00 0.43	-0.13	-0.66 0.00

Sezione: 116  
 Progressiva: 1260.000  
 Q. Progetto: 314.231

Scala H 1/200.00  
 Scala V 1/200.00

312.00

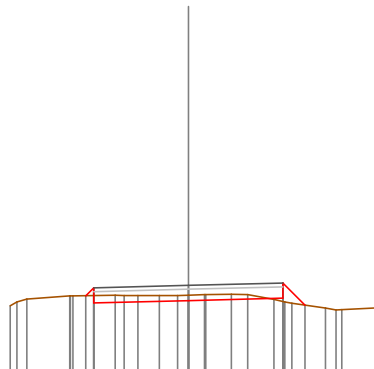


Quote	313.99 313.77	313.83	313.77
Parziali	0.42	2.50	2.50
Sviluppata Par.	0.60	2.50	2.50
Sviluppata	0.00 0.17	0.25 -0.16	2.75 -0.38
Progressiva	-2.67 -2.50	0.00	2.50
Dislivelli	0.00 0.17	-0.16	-0.38

Sezione: 117  
 Progressiva: 1272.729  
 Q. Progetto: 314.234

Scala H 1/200.00  
 Scala V 1/200.00

312.00

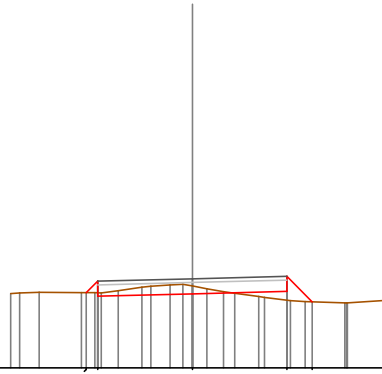


Quote	313.96 313.77	313.83	313.90 313.71
Parziali	0.42	2.50	2.50
Sviluppata Par.	0.60	2.50	2.50
Sviluppata	0.00 0.21	0.30 -0.14	2.80 5.30 6.12
Progressiva	-2.71 -2.50	0.00	2.50 3.08
Dislivelli	0.00 0.21	-0.14	-0.09 0.00

Sezione: 118  
 Progressiva: 1280.000  
 Q. Progetto: 314.356

Scala H 1/200.00  
 Scala V 1/200.00

312.00

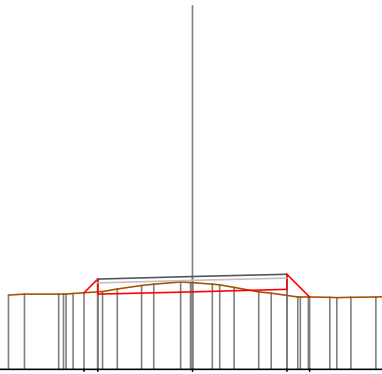


Quote	313.99	313.99	313.96	314.02	313.74
Parziali	0.51	2.50	2.50	0.67	
Sviluppata Par.	0.43	2.50	2.50	0.95	
Sviluppata	0.00	0.43	-0.21	2.94	5.44
Progressiva	-2.81	-2.50	0.00	-2.50	-3.17
Dislivelli	0.31	0.00	-0.21	0.23	-0.00

Sezione: 119  
 Progressiva: 1285.522  
 Q. Progetto: 314.452

Scala H 1/200.00  
 Scala V 1/200.00

312.00

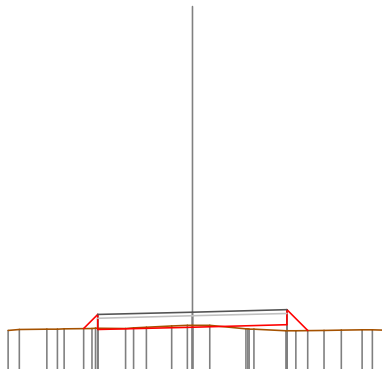


Quote	314.03	313.99	314.05	314.11	313.91
Parziali	0.36	2.50	2.50	0.60	
Sviluppata Par.	0.51	2.50	2.50	0.85	
Sviluppata	0.00	0.51	-0.24	3.02	5.52
Progressiva	-2.86	-2.50	0.00	-2.50	-3.10
Dislivelli	0.34	0.00	-0.24	0.16	-0.00

Sezione: 120  
 Progressiva: 1290.000  
 Q. Progetto: 314.530

Scala H 1/200.00  
 Scala V 1/200.00

313.00

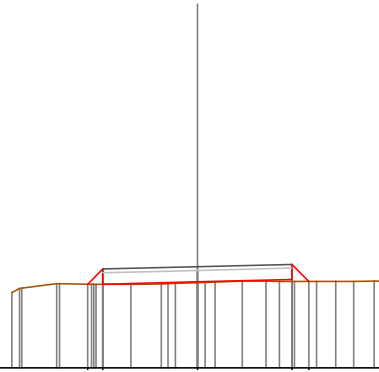


Quote	314.09	314.07	314.13	314.19	314.04
Parziali	0.37	2.50	2.50	0.55	
Sviluppata Par.	0.53	2.50	2.50	0.78	
Sviluppata	0.00	0.53	-0.05	3.03	5.53
Progressiva	-2.87	-2.50	0.00	-2.50	-3.05
Dislivelli	0.37	0.00	-0.05	0.16	0.00

Sezione: 121  
 Progressiva: 1298.315  
 Q. Progetto: 314.674

Scala H 1/200.00  
 Scala V 1/200.00

312.00

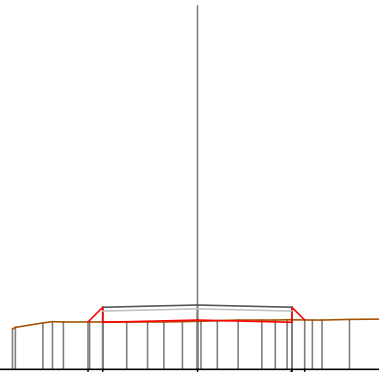


Quote	314.21 314.21	314.27	314.34 314.28
Parziali	0.40	2.50	2.50
Sviluppata Par.	0.57	2.50	2.50
Sviluppata	0.00 0.57	3.07	5.57 6.21
Progressiva	-0.00 -2.90 -2.50	0.00	2.50 2.95
Dislivelli	0.41	0.02	0.05 0.00

Sezione: 122  
 Progressiva: 1300.000  
 Q. Progetto: 314.704

Scala H 1/200.00  
 Scala V 1/200.00

313.00

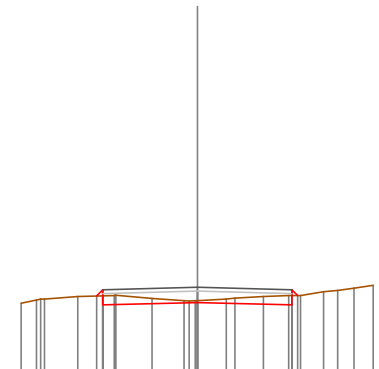


Quote	314.25 314.24	314.30	314.24 314.30
Parziali	0.39	2.50	2.50
Sviluppata Par.	0.55	2.50	2.50
Sviluppata	0.00 0.55	3.05	5.55 6.03
Progressiva	-0.00 -2.89 -2.50	0.00	2.50 2.84
Dislivelli	0.39	0.03	-0.07 0.00

Sezione: 123  
 Progressiva: 1320.000  
 Q. Progetto: 315.183

Scala H 1/200.00  
 Scala V 1/200.00

313.00

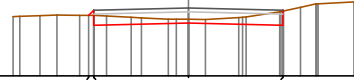


Quote	314.96 314.72	314.78	314.72 314.97
Parziali	2.50	2.50	
Sviluppata Par.	2.50	2.50	
Sviluppata	0.00 0.23	2.73	5.23 5.45
Progressiva	-0.00 -2.66 -2.50	0.00	2.50 2.65
Dislivelli	0.16	-0.05	-0.25 -0.00

Sezione: 124  
 Progressiva: 1340.000  
 Q. Progetto: 315.795

Scala H 1/200.00  
 Scala V 1/200.00

314.00



Quote	315.60	315.33	315.40	315.33
Parziali		2.50	2.50	
Sviluppata Par.		2.50	2.50	
Sviluppata	0.00	0.00	2.69	5.19
Progressiva	-2.64	-2.50	0.00	2.50
Dislivelli	0.00	0.14	-0.10	-0.38

Sezione: 125  
 Progressiva: 1360.000  
 Q. Progetto: 316.408

Scala H 1/200.00  
 Scala V 1/200.00

314.00

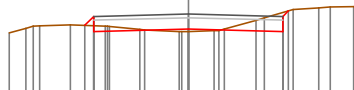


Quote	316.11	315.95	316.01	315.95	316.00
Parziali		0.24	2.50	2.50	
Sviluppata Par.		0.33	2.50	2.50	
Sviluppata	0.00	0.00	2.84	5.34	5.40
Progressiva	-2.74	-2.50	0.00	2.50	2.55
Dislivelli	-0.00	0.24	-0.06	-0.34	0.00

Sezione: 126  
 Progressiva: 1380.000  
 Q. Progetto: 317.033

Scala H 1/200.00  
 Scala V 1/200.00

315.00

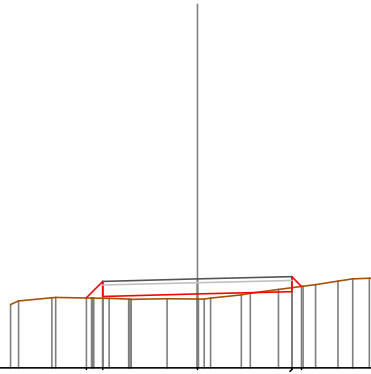


Quote	316.73	316.57	316.63	316.57	317.12
Parziali		0.24	2.50	2.50	
Sviluppata Par.		0.33	2.50	2.50	
Sviluppata	0.00	0.00	2.84	5.34	5.54
Progressiva	-2.74	-2.50	0.00	2.50	2.65
Dislivelli	0.00	0.25	-0.06	-0.50	0.00

Sezione: 127  
 Progressiva: 1389.756  
 Q. Progetto: 317.350

Scala H 1/200.00  
 Scala V 1/200.00

315.00

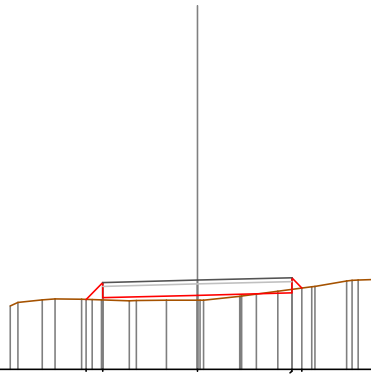


Quote	316.85 316.89	316.95	317.01 317.15
Parziali	0.44	2.50	2.50
Sviluppata Par.	0.62	2.50	2.50
Sviluppata	0.00 + 2.94 + 0.00 0.45 + 2.50 + 0.62	3.12	5.62 5.99
Progressiva		0.00	2.50 2.76
Dislivelli		0.13	-0.11 0.00

Sezione: 128  
 Progressiva: 1390.000  
 Q. Progetto: 317.358

Scala H 1/200.00  
 Scala V 1/200.00

315.00

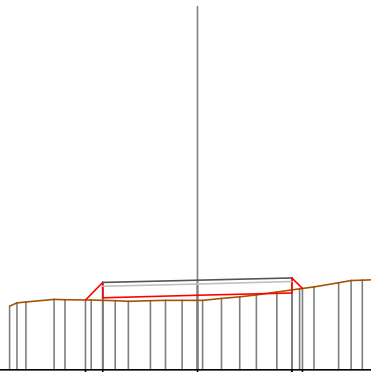


Quote	316.85 316.90	316.96	317.02 317.15
Parziali	0.45	2.50	2.50
Sviluppata Par.	0.63	2.50	2.50
Sviluppata	0.00 + 2.95 + 0.00 0.46 + 2.50 + 0.63	3.13	5.63 6.01
Progressiva		0.00	2.50 2.77
Dislivelli		0.13	-0.10 0.00

Sezione: 129  
 Progressiva: 1390.425  
 Q. Progetto: 317.372

Scala H 1/200.00  
 Scala V 1/200.00

315.00

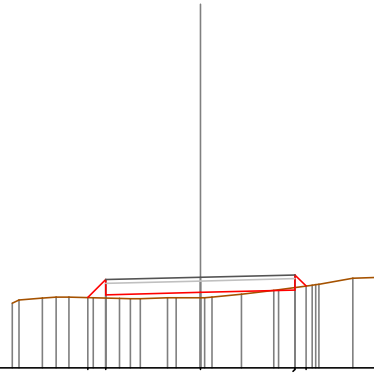


Quote	316.85 316.91	316.97	317.03 317.15
Parziali	0.46	2.50	2.50
Sviluppata Par.	0.65	2.50	2.50
Sviluppata	0.00 + 2.96 + 0.00 0.47 + 2.50 + 0.65	3.15	5.66 6.05
Progressiva		0.00	2.50 2.78
Dislivelli		0.14	-0.08 0.00

Sezione: 130  
 Progressiva: 1391.095  
 Q. Progetto: 317.395

Scala H 1/200.00  
 Scala V 1/200.00

315.00

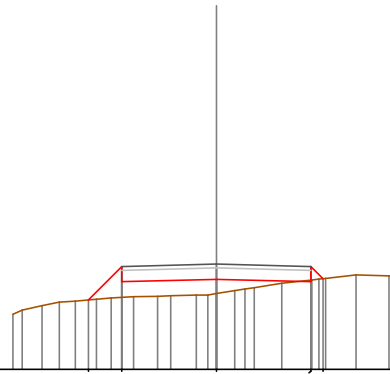


Quote		316.98 316.93	317.00	317.06 317.16
Parziali		0.48	2.50	2.50 0.26
Sviluppata Par.		0.67	2.50	2.50 0.42
Sviluppata		0.00 0.49	0.00 -2.50	3.17 5.67 6.09
Progressiva		-2.98 -2.50	0.00	2.50 2.79
Dislivelli		0.00 0.49	0.14	-0.07 -0.00

Sezione: 131  
 Progressiva: 1400.000  
 Q. Progetto: 317.783

Scala H 1/200.00  
 Scala V 1/200.00

315.00

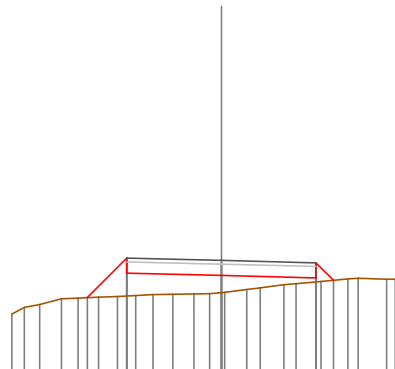


Quote		316.94 317.32	317.36	317.32 317.40
Parziali		0.88	2.50	2.50 0.32
Sviluppata Par.		1.25	2.50	2.50 0.45
Sviluppata		0.00 0.82	0.00 -2.50	3.75 6.25 6.71
Progressiva		-3.38 -2.50	0.00	2.50 2.82
Dislivelli		0.00 0.82	0.38	-0.04 0.00

Sezione: 132  
 Progressiva: 1402.074  
 Q. Progetto: 317.896

Scala H 1/200.00  
 Scala V 1/200.00

315.00



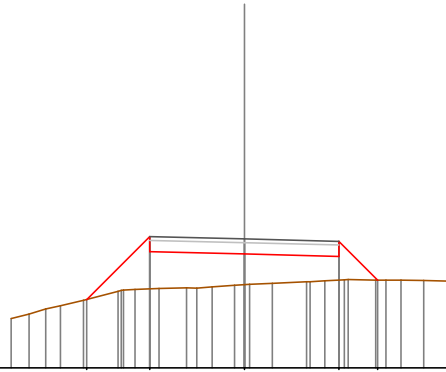
Quote		316.91 317.96	317.90	317.43 317.37
Parziali		1.05	2.50	2.50 0.46
Sviluppata Par.		1.48	2.50	2.50 0.66
Sviluppata		0.00 1.00	0.00 -2.50	3.98 6.48 7.14
Progressiva		-3.55 -2.50	0.00	2.50 2.96
Dislivelli		0.00 1.00	-0.45	-0.11 0.00



Sezione: 133  
 Progressiva: 1410.000  
 Q. Progetto: 318.409

Scala H 1/200.00  
 Scala V 1/200.00

315.00

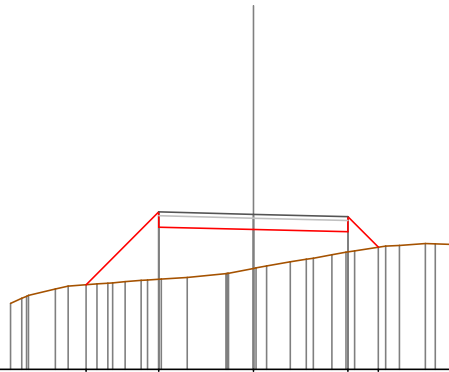


Quote		316.90	318.07	318.01	317.96	317.92
Parziali		1.67	2.50	2.50	1.03	
Sviluppata Par.		2.36	2.50	2.50	1.45	
Sviluppata		0.00	2.36	4.86	7.36	8.81
Progressiva		-4.17	-2.50	0.00	2.50	3.53
Dislivelli		0.00	1.38	0.81	0.62	0.00

Sezione: 134  
 Progressiva: 1418.517  
 Q. Progetto: 319.101

Scala H 1/200.00  
 Scala V 1/200.00

315.00

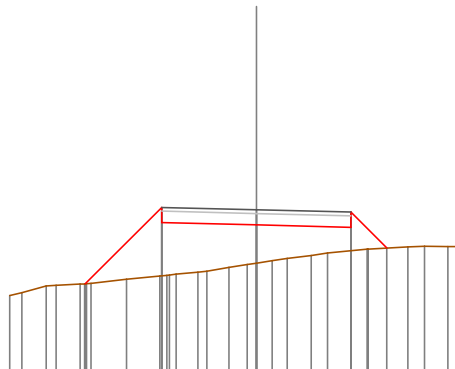


Quote		317.94	318.76	318.70	318.64	318.23
Parziali		1.93	2.50	2.50	0.81	
Sviluppata Par.		2.72	2.50	2.50	1.14	
Sviluppata		0.00	2.72	5.22	7.73	8.87
Progressiva		-4.43	-2.50	0.00	2.50	3.31
Dislivelli		0.00	1.78	1.03	0.53	0.00

Sezione: 135  
 Progressiva: 1420.000  
 Q. Progetto: 319.236

Scala H 1/200.00  
 Scala V 1/200.00

315.00

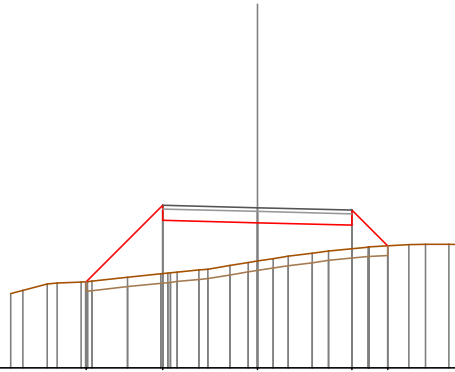


Quote		317.28	318.90	318.84	318.77	318.22
Parziali		2.02	2.50	2.50	0.95	
Sviluppata Par.		2.86	2.50	2.50	1.34	
Sviluppata		0.00	2.86	5.36	7.86	9.20
Progressiva		-4.52	-2.50	0.00	2.50	3.45
Dislivelli		0.00	1.81	1.01	0.62	0.00

Sezione: 135  
 Progressiva: 1420.000  
 Q. Progetto: 319.236

Scala H 1/200.00  
 Scala V 1/200.00

315.00

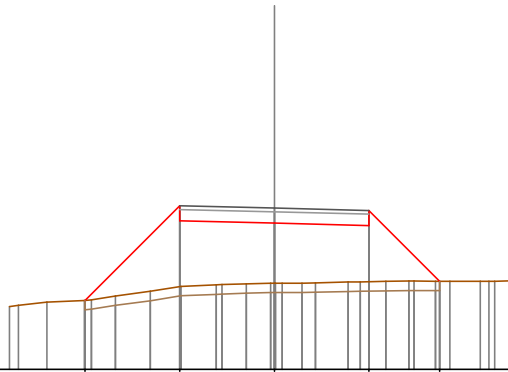


Quote	317.28	318.90	318.84	318.77	318.22
Parziali	2.02	2.50	2.50	0.95	
Sviluppata Par.	2.86	2.50	2.50	1.34	
Sviluppata	-0.00 + 0.00	-2.50 + 2.86	-0.00 + 5.36	-2.50 + 7.86	-0.00 + 9.20
Progressiva	-0.00 + 4.52	-2.50 + 2.86	-0.00 + 5.36	-2.50 + 7.86	-0.00 + 9.20
Dislivelli	-0.00	1.81	1.01	0.62	0.00

Sezione: 136  
 Progressiva: 1430.000  
 Q. Progetto: 320.266

Scala H 1/200.00  
 Scala V 1/200.00

316.00

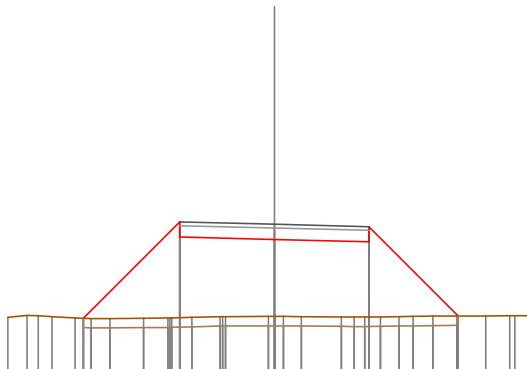


Quote	317.82	319.93	319.87	319.80	318.33
Parziali	2.51	2.50	2.50	1.87	
Sviluppata Par.	3.55	2.50	2.50	2.65	
Sviluppata	-0.00 + 0.00	-2.50 + 3.55	-0.00 + 6.05	-2.50 + 8.55	-0.00 + 11.20
Progressiva	-0.00 + 5.01	-2.50 + 3.55	-0.00 + 6.05	-2.50 + 8.55	-0.00 + 11.20
Dislivelli	-0.00	2.14	1.59	1.48	-0.00

Sezione: 137  
 Progressiva: 1434.959  
 Q. Progetto: 320.852

Scala H 1/200.00  
 Scala V 1/200.00

317.00

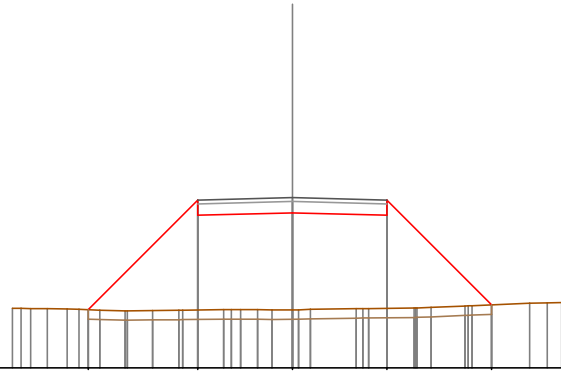


Quote	318.37	320.51	320.45	320.39	318.43
Parziali	2.55	2.50	2.50	2.36	
Sviluppata Par.	3.60	2.50	2.50	3.34	
Sviluppata	-0.00 + 0.00	-2.50 + 3.60	-0.00 + 6.10	-2.50 + 8.61	-0.00 + 11.95
Progressiva	-0.00 + 5.05	-2.50 + 3.60	-0.00 + 6.10	-2.50 + 8.61	-0.00 + 11.95
Dislivelli	-0.00	2.53	2.04	1.99	-0.00

Sezione: 138  
 Progressiva: 1440.000  
 Q. Progetto: 321.500

Scala H 1/200.00  
 Scala V 1/200.00

317.00

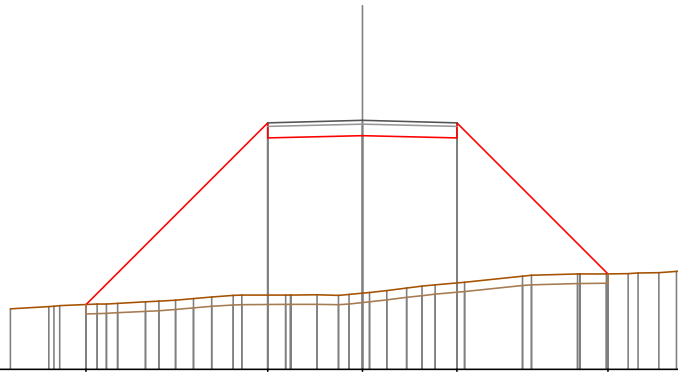


Quote	318.84	321.04	321.10	321.04	318.87
Parziali		2.90	2.50	2.50	2.77
Sviluppata Par.		4.10	2.50	2.50	3.92
Sviluppata	0.00	4.10	6.60	9.10	13.02
Progressiva	-5.40	-2.50	0.00	2.50	5.27
Dislivelli	0.00	2.91	2.57	2.47	0.00

Sezione: 139  
 Progressiva: 1460.000  
 Q. Progetto: 324.585

Scala H 1/200.00  
 Scala V 1/200.00

318.00

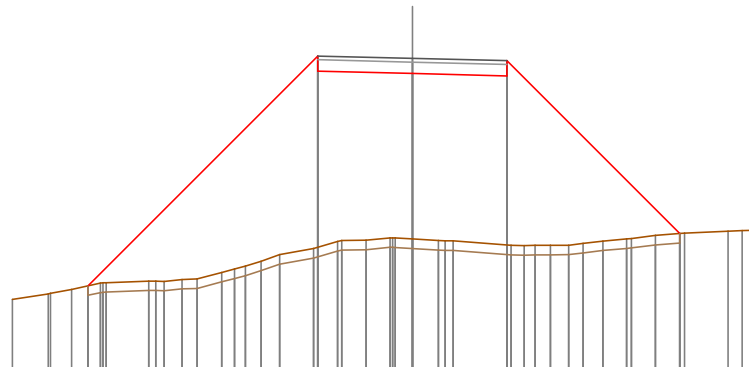


Quote	318.71	324.12	324.18	324.12	320.83
Parziali		4.81	2.50	2.50	4.00
Sviluppata Par.		6.80	2.50	2.50	5.65
Sviluppata	0.00	6.80	9.30	11.80	17.45
Progressiva	-7.31	-2.50	0.00	2.50	6.50
Dislivelli	0.00	4.56	4.17	3.84	0.00

Sezione: 140  
 Progressiva: 1475.244  
 Q. Progetto: 327.241

Scala H 1/200.00  
 Scala V 1/200.00

319.00

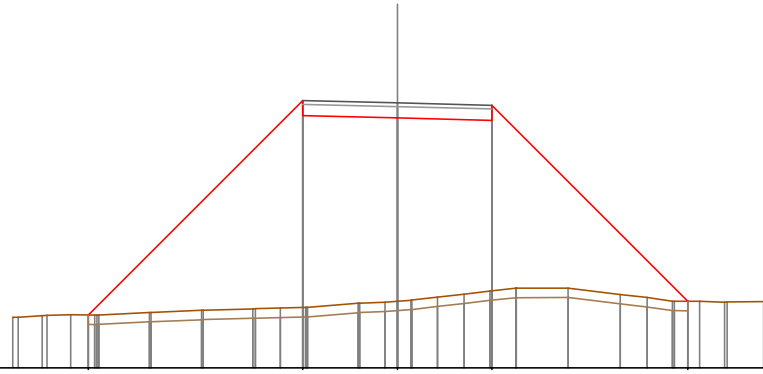


Quote	321.22	328.90	328.84	328.78	322.81
Parziali		6.08	2.50	2.50	4.57
Sviluppata Par.		8.60	2.50	2.50	6.46
Sviluppata	0.00	8.60	11.10	13.60	20.06
Progressiva	-8.58	-2.50	0.00	2.50	7.07
Dislivelli	0.00	5.06	4.38	4.48	0.00

Sezione: 141  
 Progressiva: 1480.000  
 Q. Progetto: 328.007

Scala H 1/200.00  
 Scala V 1/200.00

321.00

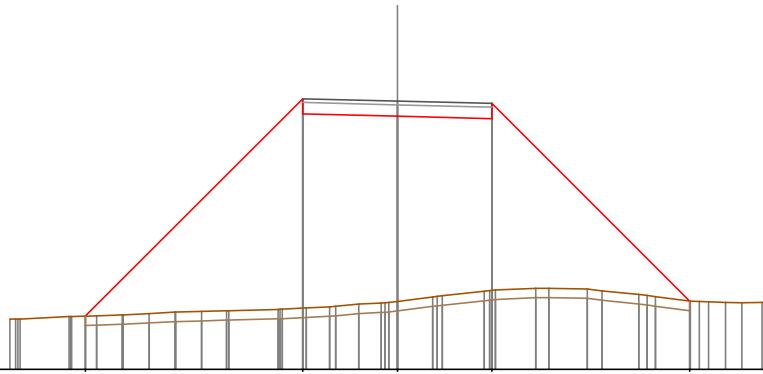


Quote	327.40	327.67	327.81	327.94	327.76
Parziali		5.67	2.50	2.50	5.19
Sviluppata Par.		8.02	2.50	2.50	7.33
Sviluppata	0.00	-8.17	-8.02	-10.52	-13.02
Progressiva	-8.17	-2.50	0.00	2.50	7.69
Dislivelli	0.00	5.48	4.85	4.51	0.00

Sezione: 142  
 Progressiva: 1480.572  
 Q. Progetto: 328.096

Scala H 1/200.00  
 Scala V 1/200.00

321.00

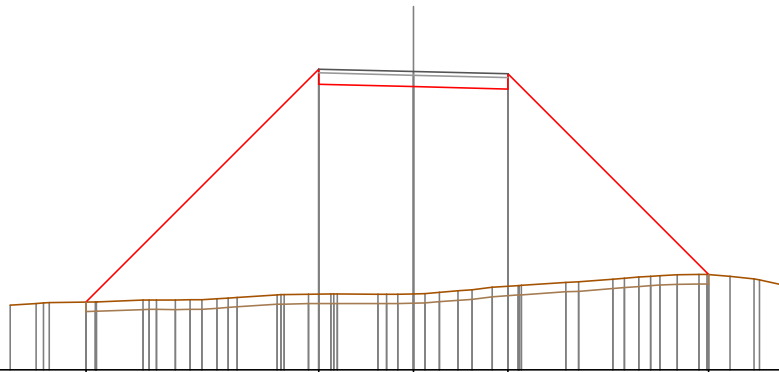


Quote	327.41	327.76	327.70	327.83	327.90
Parziali		5.75	2.50	2.50	5.23
Sviluppata Par.		8.13	2.50	2.50	7.40
Sviluppata	0.00	-8.25	-8.13	-10.63	-13.13
Progressiva	-8.25	-2.50	0.00	2.50	7.73
Dislivelli	0.00	5.54	4.90	4.55	0.00

Sezione: 143  
 Progressiva: 1485.899  
 Q. Progetto: 328.893

Scala H 1/200.00  
 Scala V 1/200.00

321.00

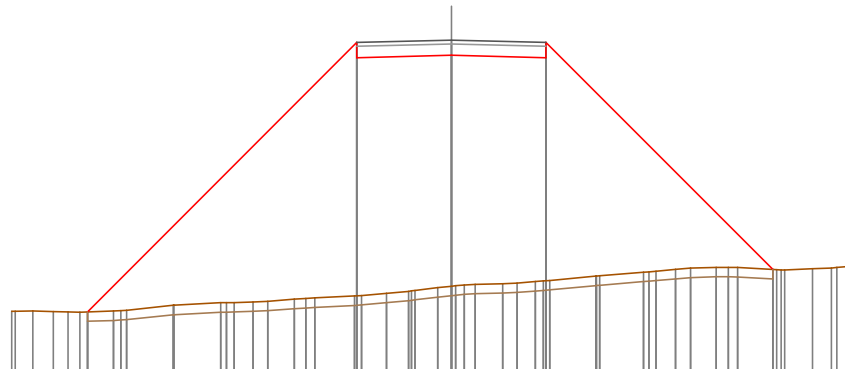


Quote	328.79	328.96	328.49	328.43	328.92
Parziali		6.16	2.50	2.50	5.31
Sviluppata Par.		8.71	2.50	2.50	7.51
Sviluppata	0.00	-8.66	-8.71	-11.21	-13.71
Progressiva	-8.66	-2.50	0.00	2.50	7.81
Dislivelli	0.00	5.95	5.48	5.22	0.00

Sezione: 144  
 Progressiva: 1500.000  
 Q. Progetto: 330.720

Scala H 1/200.00  
 Scala V 1/200.00

322.00

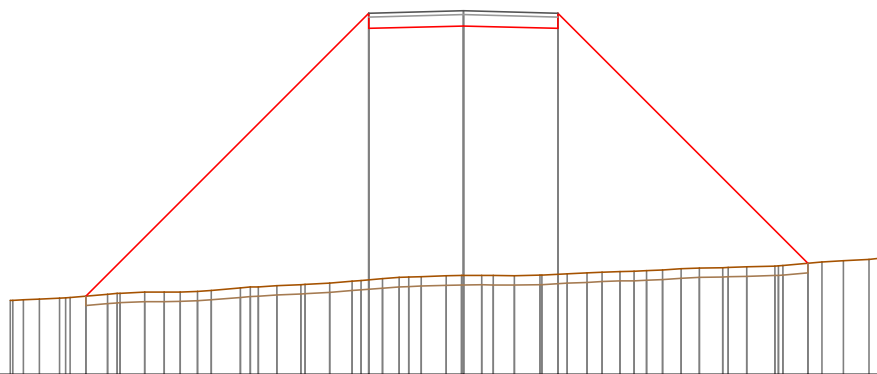


Quote	333.03	330.26	330.32	330.26	324.65
Parziali		7.13	2.50	2.50	6.00
Sviluppata Par.		10.08	2.50	2.50	8.49
Sviluppata	0.00	-9.63	-10.08	-12.58	-15.08
Progressiva	0.00	-9.63	-10.08	-12.58	-15.08
Dislivelli	0.00	6.70	6.11	5.90	0.00

Sezione: 145  
 Progressiva: 1520.000  
 Q. Progetto: 332.616

Scala H 1/200.00  
 Scala V 1/200.00

323.00

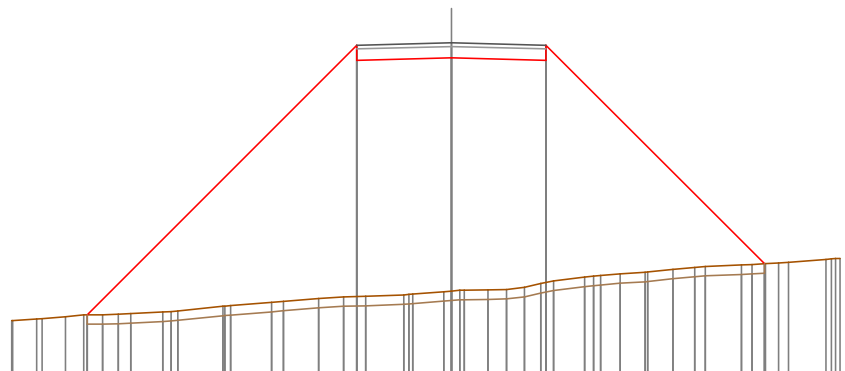


Quote	332.07	332.15	332.22	332.15	332.94
Parziali		7.48	2.50	2.50	6.62
Sviluppata Par.		10.58	2.50	2.50	9.36
Sviluppata	0.00	-9.98	-10.58	-13.08	-15.59
Progressiva	0.00	-9.98	-10.58	-13.08	-15.59
Dislivelli	0.00	7.05	6.60	6.51	0.00

Sezione: 146  
 Progressiva: 1540.000  
 Q. Progetto: 333.705

Scala H 1/200.00  
 Scala V 1/200.00

325.00

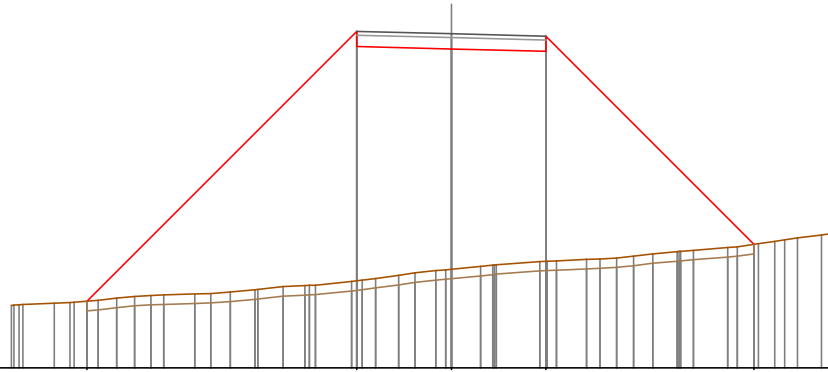


Quote	333.51	333.24	333.30	333.24	327.96
Parziali		7.13	2.50	2.50	5.78
Sviluppata Par.		10.09	2.50	2.50	8.17
Sviluppata	0.00	-9.63	-10.09	-12.59	-15.09
Progressiva	0.00	-9.63	-10.09	-12.59	-15.09
Dislivelli	0.00	6.65	6.17	5.88	0.00

Sezione: 147  
 Progressiva: 1544.311  
 Q. Progetto: 333.834

Scala H 1/200.00  
 Scala V 1/200.00

325.00

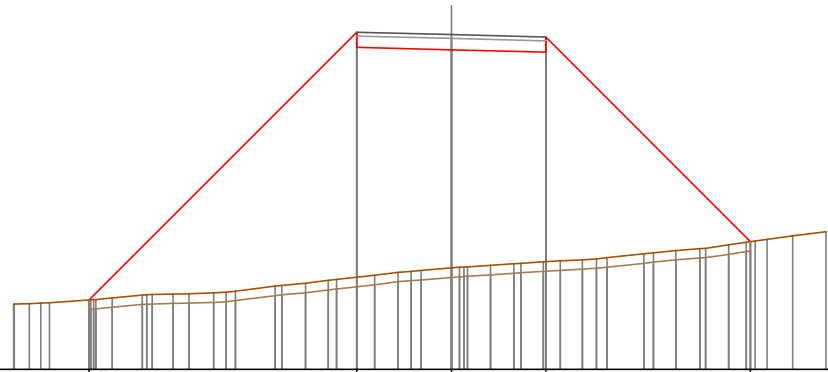


Quote	326.76	333.90	333.43	333.37	326.98
Parziali	7.14	2.50	2.50	5.51	
Sviluppata Par.	10.10	2.50	2.50	7.79	
Sviluppata	0.00	10.10	12.60	15.10	22.89
Progressiva	-9.64	-2.50	0.00	2.50	8.01
Dislivelli	0.00	6.60	5.83	5.55	0.00

Sezione: 148  
 Progressiva: 1545.065  
 Q. Progetto: 333.853

Scala H 1/200.00  
 Scala V 1/200.00

325.00



Quote	326.84	333.92	333.45	333.39	326.98
Parziali	7.08	2.50	2.50	5.41	
Sviluppata Par.	10.01	2.50	2.50	7.65	
Sviluppata	0.00	10.01	12.51	15.01	22.67
Progressiva	-9.58	-2.50	0.00	2.50	7.91
Dislivelli	0.00	6.48	5.77	5.54	0.00

**SEZIONI TRASVERSALI**  
**Profilo longitudinale tratto 23-24**  
**Viabilità di impianto postazione aerogeneratore**  
**WTG12**

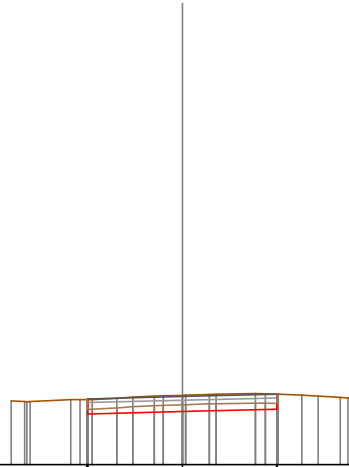
**DISEGNI DI RIFERIMENTO**

TAVOLA	DESCRIZIONE
WGG-TC8	Viabilità e piazzole - Planimetria di progetto-Fase di cantiere
WGG-TC11-g	Profili longitudinali viabilità di impianto

Sezione: 4  
 Progressiva: 20.000  
 Q. Progetto: 311.801

Scala H 1/200.00  
 Scala V 1/200.00

310.00

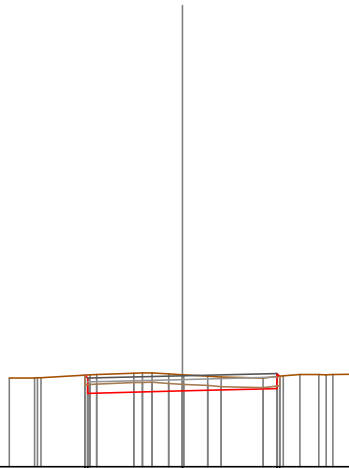


Quote	311.72 311.34	311.66	311.66
Parziali	2.50	2.50	
Sviluppata Par.	2.50	2.50	
Sviluppata	0.00 -2.52 0.03	-2.53	0.03 -5.03
Progressiva	-2.52 -2.50	0.00	2.50
Dislivelli	0.00 0.02	-0.43	-0.40

Sezione: 5  
 Progressiva: 30.000  
 Q. Progetto: 311.405

Scala H 1/200.00  
 Scala V 1/200.00

309.00



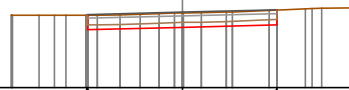
Quote	311.42 310.94	311.06	311.07 311.39
Parziali	2.50	2.50	
Sviluppata Par.	2.50	2.50	
Sviluppata	0.00 -2.58 0.11	-2.61	0.11 -5.11 5.22
Progressiva	-2.58 -2.50	0.00	2.50 2.58
Dislivelli	0.00 -0.08	-0.43	-0.32 0.00



Sezione: 6  
 Progressiva: 40.000  
 Q. Progetto: 310.995

Scala H 1/200.00  
 Scala V 1/200.00

309.00



Quote	310.91	310.93	310.99	310.96
Parziali	2.50	2.50		
Sviluppata Par.	2.50	2.50		
Sviluppata	0.00 -2.52 0.03	0.00 -2.50	-2.59	-5.03
Progressiva	0.00 -2.52 -2.50	0.00	-2.50	-5.03
Dislivelli	0.00 -0.02	-0.38	-0.39	-0.39

Sezione: 7  
 Progressiva: 50.000  
 Q. Progetto: 310.656

Scala H 1/200.00  
 Scala V 1/200.00

309.00



Quote	310.19	310.26	310.32	310.34
Parziali	2.50	2.50	0.02	
Sviluppata Par.	2.50	2.50	0.02	
Sviluppata	0.00	0.00	-2.50	-5.00 5.25
Progressiva	0.00 -2.51	0.00	-2.50	-5.00 -2.67
Dislivelli	0.00 -0.01	-0.31	-0.23	-0.01

Sezione: 8  
 Progressiva: 54.741  
 Q. Progetto: 310.565

Scala H 1/200.00  
 Scala V 1/200.00

309.00



Quote	310.08 310.10	310.16	310.22 310.06
Parziali	2.50	2.50	
Sviluppata Par.	2.50	2.50	
Sviluppata	0.00 -2.58 -0.08	0.00 -2.61	5.11 -0.33 0.00
Progressiva	-2.50 -2.50	-2.61	2.50 -2.57
Dislivelli	0.00 -0.08	-0.41	5.21 -0.00

Sezione: 9  
 Progressiva: 60.000  
 Q. Progetto: 310.516

Scala H 1/200.00  
 Scala V 1/200.00

309.00



Quote	310.08 310.06	310.12	310.18 310.02
Parziali	2.50	2.50	
Sviluppata Par.	2.50	2.50	
Sviluppata	0.00 -2.53 -0.03	0.00 -2.54	5.04 -0.24 0.00
Progressiva	-2.50 -2.50	-2.54	2.50 -2.66
Dislivelli	0.00 -0.03	-0.32	5.27 -0.00

Sezione: 10  
 Progressiva: 70.000  
 Q. Progetto: 310.485

Scala H 1/200.00  
 Scala V 1/200.00

309.00



Quote		310.48	310.02	310.08	310.15	310.46
Parziali		2.50		2.50		
Sviluppata Par.		2.50		2.50		
Sviluppata		0.00	0.08	2.58	5.09	5.21
Progressiva		-2.56	-2.50	0.00	2.50	2.59
Dislivelli		-0.00	-0.06	-0.37	-0.31	0.00

Sezione: 11  
 Progressiva: 80.000  
 Q. Progetto: 310.589

Scala H 1/200.00  
 Scala V 1/200.00

309.00

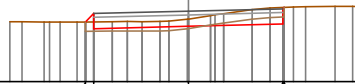


Quote		310.13	310.19	310.25	310.60
Parziali		2.50		2.50	
Sviluppata Par.		2.50		2.50	
Sviluppata		0.00	2.50	5.00	5.22
Progressiva		-2.51	0.00	2.50	2.66
Dislivelli		-0.00	-0.31	-0.24	0.00

Sezione: 12  
 Progressiva: 90.000  
 Q. Progetto: 310.862

Scala H 1/200.00  
 Scala V 1/200.00

309.00



Quote	310.68 310.66	310.66	310.66	310.62 310.66
Parziali	0.22	2.50	2.50	
Sviluppata Par.	0.31	2.50	2.50	
Sviluppata	0.00 0.31	2.82	5.32 5.37	
Progressiva	-2.72 -2.50	0.00	2.50 2.54	
Dislivelli	0.00 0.22	-0.19	-0.43 0.00	

Sezione: 13  
 Progressiva: 100.000  
 Q. Progetto: 311.115

Scala H 1/200.00  
 Scala V 1/200.00

309.00

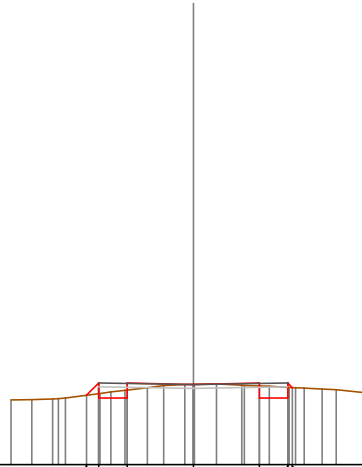


Quote	310.66 310.65	310.72	310.78 310.83
Parziali	0.29	2.50	2.50
Sviluppata Par.	0.29	2.50	2.50
Sviluppata	0.00 0.29	2.79	5.29 5.49
Progressiva	-2.70 -2.50	0.00	2.50 2.64
Dislivelli	0.00 0.18	-0.41	-0.26 0.00

Sezione: 13  
 Progressiva: 100.000  
 Q. Progetto: 311.115

Scala H 1/200.00  
 Scala V 1/200.00

309.00

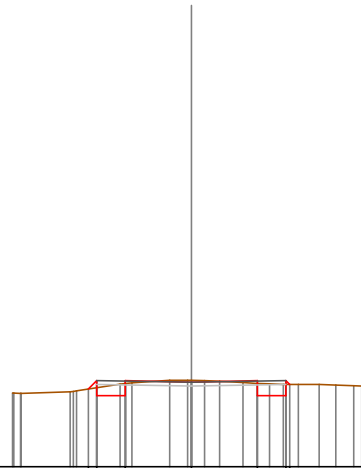


Quote		310.83	310.76	310.76	311.12	310.76	310.76	311.03
Parziali		0.32	0.75	1.75	1.75	0.75		
Sviluppata Par.		0.46	0.75	1.75	1.75	0.75		
Sviluppata		0.00	0.46	0.46	2.96	4.71	5.46	5.64
Progressiva		-2.82	-2.50	-1.75	0.00	1.75	2.50	2.62
Dislivelli		0.00	-0.28	-0.21	-0.01	-0.08	-0.28	0.00

Sezione: 14  
 Progressiva: 108.466  
 Q. Progetto: 311.237

Scala H 1/200.00  
 Scala V 1/200.00

309.00

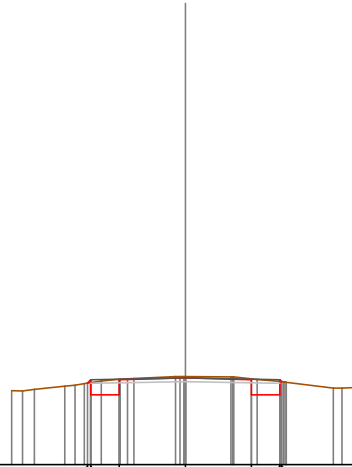


Quote		311.06	310.98	310.98	311.24	310.98	310.98	311.18
Parziali		0.32	0.75	1.75	1.75	0.75		
Sviluppata Par.		0.32	0.75	1.75	1.75	0.75		
Sviluppata		0.00	0.32	1.07	2.82	4.57	5.32	5.47
Progressiva		-2.73	-2.50	-1.75	0.00	1.75	2.50	2.61
Dislivelli		0.00	-0.19	-0.32	-0.05	-0.07	-0.30	0.00

Sezione: 15  
 Progressiva: 112.278  
 Q. Progetto: 311.290

Scala H 1/200.00  
 Scala V 1/200.00

309.00

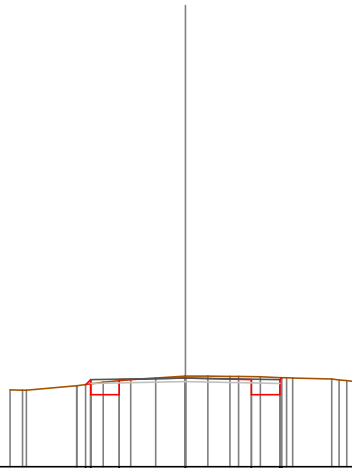


Quote	311.16	310.86	310.86	311.29	310.86	310.86	311.19
Parziali	0.75	1.75	1.75	0.75			
Sviluppata Par.	0.75	1.75	1.75	0.75			
Sviluppata	0.00	2.59	0.00	2.63	4.38	1.75	5.20
Progressiva	-2.59	-2.50	-1.75	0.00	1.75	2.50	2.55
Dislivelli	0.00	-0.41	-1.75	-0.04	-0.02	-0.35	0.00

Sezione: 16  
 Progressiva: 116.462  
 Q. Progetto: 311.349

Scala H 1/200.00  
 Scala V 1/200.00

309.00

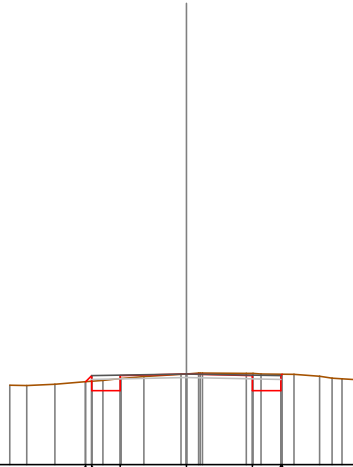


Quote	311.17	310.91	310.91	311.26	310.91	310.91	311.26
Parziali	0.75	1.75	1.75	0.75			
Sviluppata Par.	0.75	1.75	1.75	0.75			
Sviluppata	0.00	2.63	0.00	2.69	4.44	1.75	5.19
Progressiva	-2.63	-2.50	-1.75	0.00	1.75	2.50	2.55
Dislivelli	0.00	-0.12	-0.37	-0.05	-0.08	-0.45	0.00

Sezione: 17  
 Progressiva: 120.000  
 Q. Progetto: 311.399

Scala H 1/200.00  
 Scala V 1/200.00

309.00

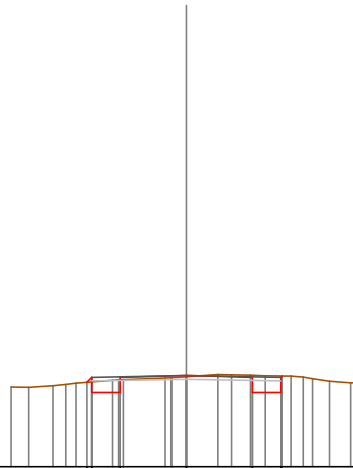


Quote	311.19	310.96	310.96	311.00	310.96	310.96	311.39
Parziali		0.75	1.75	1.75	0.75		
Sviluppata Par.		0.75	1.75	1.75	0.75		
Sviluppata	0.00	2.67	0.00	2.74	4.49	5.24	5.28
Progressiva	0.00	-2.67	-0.15	-1.75	0.00	1.75	2.50
Dislivelli	0.00	-0.32	-1.75	0.00	-0.05	-0.43	0.00

Sezione: 18  
 Progressiva: 120.647  
 Q. Progetto: 311.410

Scala H 1/200.00  
 Scala V 1/200.00

309.00

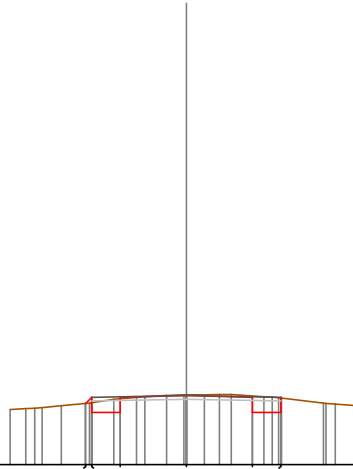


Quote	311.23	310.97	310.97	311.01	310.97	310.97	311.40
Parziali		0.75	1.75	1.75	0.75		
Sviluppata Par.		0.75	1.75	1.75	0.75		
Sviluppata	0.00	2.63	0.00	2.69	4.44	5.19	5.24
Progressiva	0.00	-2.63	-0.12	-1.75	0.00	1.75	2.50
Dislivelli	0.00	-0.33	-1.75	0.03	-0.06	-0.43	0.00

Sezione: 19  
 Progressiva: 140.000  
 Q. Progetto: 311.824

Scala H 1/200.00  
 Scala V 1/200.00

310.00

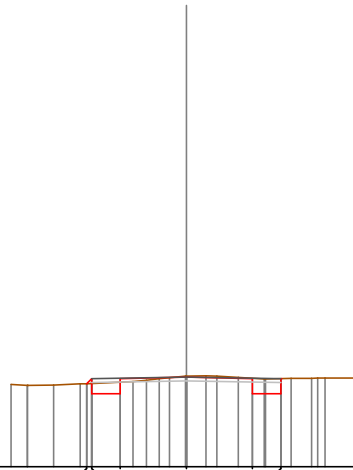


Quote	311.02	311.38	311.38	311.02	311.38	311.38
Parziali		0.75	1.75	1.75	0.75	
Sviluppata Par.		0.75	1.75	1.75	0.75	
Sviluppata	0.00	2.66	0.00	2.73	4.48	5.23
Progressiva	-0.00	-2.50	-0.36	-0.02	1.75	2.50
Dislivelli	-0.00	-1.75	-0.36	-0.02	0.00	2.50

Sezione: 20  
 Progressiva: 160.000  
 Q. Progetto: 312.372

Scala H 1/200.00  
 Scala V 1/200.00

310.00



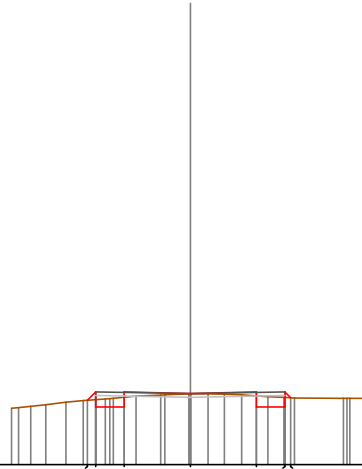
Quote	312.19	311.60	311.60	312.37	311.60	311.60
Parziali		0.75	1.75	1.75	0.75	
Sviluppata Par.		0.75	1.75	1.75	0.75	
Sviluppata	0.00	2.64	0.13	2.69	4.44	5.19
Progressiva	-0.00	-2.50	-0.31	-0.02	1.75	2.50
Dislivelli	-0.00	-1.75	-0.31	-0.02	0.00	2.50



Sezione: 21  
 Progressiva: 178.480  
 Q. Progetto: 312.881

Scala H 1/200.00  
 Scala V 1/200.00

311.00

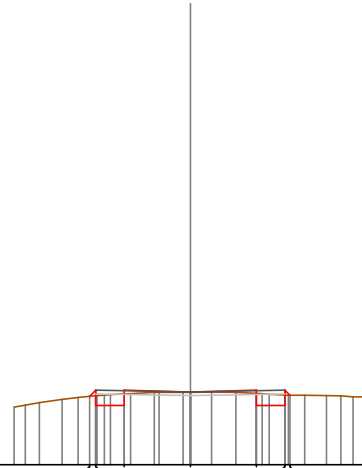


Quote	312.70	312.82	312.88	312.92	312.92	312.77
Parziali	0.00	0.75	1.75	1.75	0.75	
Sviluppata Par.	0.00	0.75	1.75	1.75	0.75	
Sviluppata	0.00	0.00	2.82	4.57	5.32	5.54
Progressiva	-2.73	-2.50	-1.75	0.00	1.75	2.66
Dislivelli	0.00	-0.21	-0.26	0.01	-0.11	-0.26

Sezione: 22  
 Progressiva: 180.000  
 Q. Progetto: 312.925

Scala H 1/200.00  
 Scala V 1/200.00

311.00

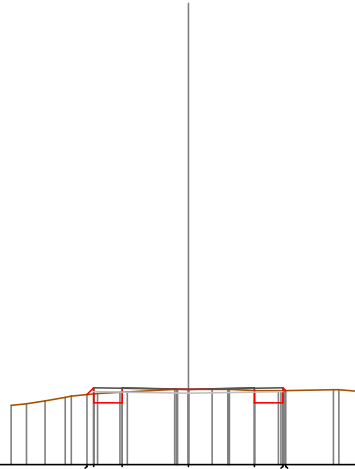


Quote	312.61	312.67	312.67	312.83	312.87	312.83
Parziali	0.00	0.75	1.75	1.75	0.75	
Sviluppata Par.	0.00	0.75	1.75	1.75	0.75	
Sviluppata	0.00	0.00	2.73	4.48	5.23	5.42
Progressiva	-2.66	-2.50	-1.75	0.00	1.75	2.64
Dislivelli	0.00	-0.15	-0.30	0.01	-0.08	-0.27

Sezione: 23  
 Progressiva: 182.121  
 Q. Progetto: 312.990

Scala H 1/200.00  
 Scala V 1/200.00

311.00

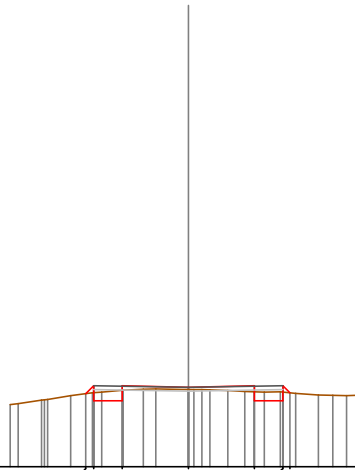


Quote	312.96	312.93	312.93	312.99	312.93	312.93	312.96
Parziali	0.00	0.00	0.75	1.75	1.75	0.75	
Sviluppata Par.	0.00	0.00	0.75	1.75	1.75	0.75	
Sviluppata	0.00	0.00	0.28	1.01	2.76	4.51	5.37
Progressiva	-0.00	-2.68	-2.50	-1.75	0.00	1.75	4.51
Dislivelli	0.00	-0.16	-0.28	-1.75	0.00	-0.08	-0.32

Sezione: 24  
 Progressiva: 185.762  
 Q. Progetto: 313.100

Scala H 1/200.00  
 Scala V 1/200.00

311.00

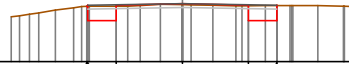


Quote	313.06	313.04	313.04	313.10	313.04	313.04	313.06
Parziali	0.00	0.00	0.75	1.75	1.75	0.75	
Sviluppata Par.	0.00	0.00	0.75	1.75	1.75	0.75	
Sviluppata	0.00	0.00	0.88	1.88	2.80	4.55	5.30
Progressiva	-0.00	-2.71	-2.50	-1.75	0.00	1.75	4.55
Dislivelli	0.00	-0.19	-0.28	-1.75	0.06	-0.16	-0.23

Sezione: 25  
 Progressiva: 200.000  
 Q. Progetto: 313.531

Scala H 1/200.00  
 Scala V 1/200.00

312.00

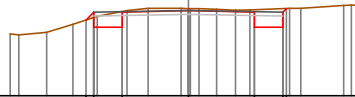


Quote	313.46	313.09	313.09	313.53	313.09	313.09
Parziali	0.75	1.75	1.75	0.75		
Sviluppata Par.	0.75	1.75	1.75	0.75		
Sviluppata	0.00	0.00	0.00	2.54	4.28	5.04
Progressiva	-2.53	-2.50	-1.75	0.00	1.75	2.50
Dislivelli	-0.00	-0.02	-0.38	0.03	-0.01	-0.39

Sezione: 26  
 Progressiva: 220.000  
 Q. Progetto: 314.253

Scala H 1/200.00  
 Scala V 1/200.00

312.00

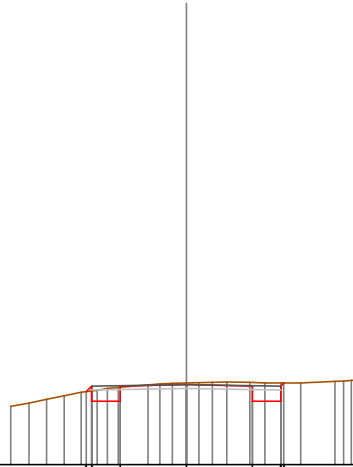


Quote	314.00	313.51	313.51	314.25	313.51	313.51	314.31
Parziali	0.75	0.75	1.75	1.75	0.75	0.75	
Sviluppata Par.	0.75	0.75	1.75	1.75	0.75	0.75	
Sviluppata	0.00	0.00	0.00	2.80	4.55	5.30	5.43
Progressiva	-2.71	-2.50	-1.75	0.00	1.75	2.50	2.60
Dislivelli	0.00	-0.14	-0.42	-0.05	-0.06	-0.49	0.00

Sezione: 27  
 Progressiva: 240.000  
 Q. Progetto: 315.117

Scala H 1/200.00  
 Scala V 1/200.00

313.00

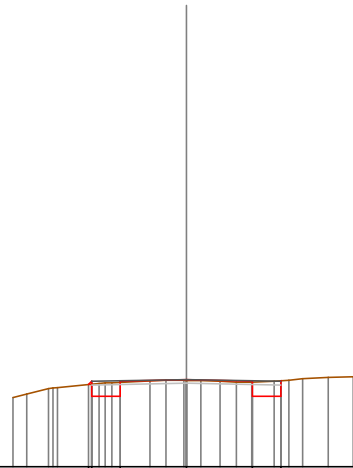


Quote		314.88	314.67	314.67	315.12	314.67	314.67	315.15
Parziali		0.75	1.75	1.75	0.75			
Sviluppata Par.		0.75	1.75	1.75	0.75			
Sviluppata		0.00	2.65	0.00	2.71	4.46	5.21	5.32
Progressiva		-0.00	-2.50	-1.75	0.00	1.75	2.50	2.58
Dislivelli		0.13	-0.37	-0.04	-0.10	-0.48	0.00	

Sezione: 28  
 Progressiva: 260.000  
 Q. Progetto: 316.306

Scala H 1/200.00  
 Scala V 1/200.00

314.00

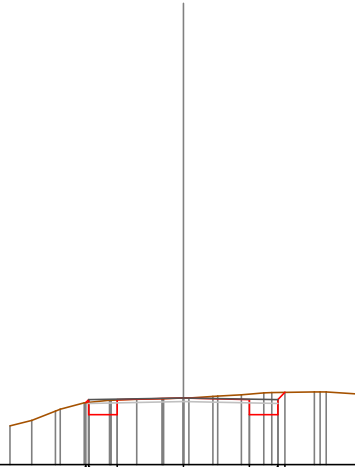


Quote		316.18	316.06	316.06	316.31	316.06	316.06
Parziali		0.75	1.75	1.75	0.75		
Sviluppata Par.		0.75	1.75	1.75	0.75		
Sviluppata		0.00	2.59	0.00	2.62	4.37	5.12
Progressiva		-0.00	-2.50	-1.75	0.00	1.75	2.50
Dislivelli		0.08	-0.37	0.02	-0.03	-0.41	

Sezione: 29  
 Progressiva: 266.741  
 Q. Progetto: 316.764

Scala H 1/200.00  
 Scala V 1/200.00

315.00

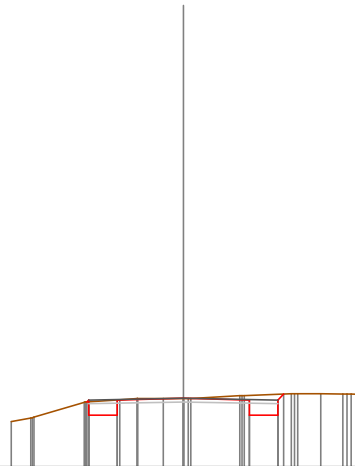


Quote	316.64	316.32	316.32	316.76	316.32	316.32	316.91
Parziali	0.75	1.75	1.75	0.75	0.00	0.00	
Sviluppata Par.	0.75	1.75	1.75	0.75	0.00	0.00	
Sviluppata	0.00	0.00	0.00	2.62	4.37	5.12	5.38
Progressiva	-2.58	-2.50	-1.75	0.00	1.75	2.50	2.69
Dislivelli	0.00	0.07	-0.39	0.01	-0.14	-0.59	-0.00

Sezione: 30  
 Progressiva: 267.426  
 Q. Progetto: 316.809

Scala H 1/200.00  
 Scala V 1/200.00

315.00

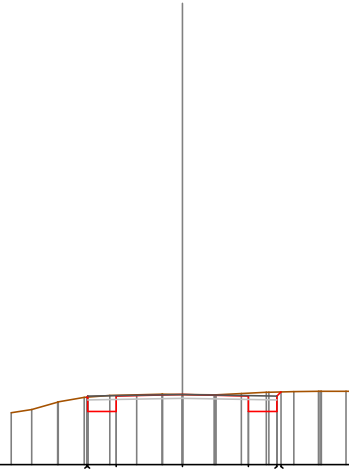


Quote	316.71	316.37	316.37	316.81	316.37	316.37	316.82
Parziali	0.75	1.75	1.75	0.75	0.00	0.00	
Sviluppata Par.	0.75	1.75	1.75	0.75	0.00	0.00	
Sviluppata	0.00	0.00	0.00	2.57	4.32	5.07	5.30
Progressiva	-2.55	-2.50	-1.75	0.00	1.75	2.50	2.66
Dislivelli	0.00	0.05	-0.40	0.01	-0.12	-0.55	-0.00

Sezione: 31  
 Progressiva: 268.110  
 Q. Progetto: 316.852

Scala H 1/200.00  
 Scala V 1/200.00

315.00

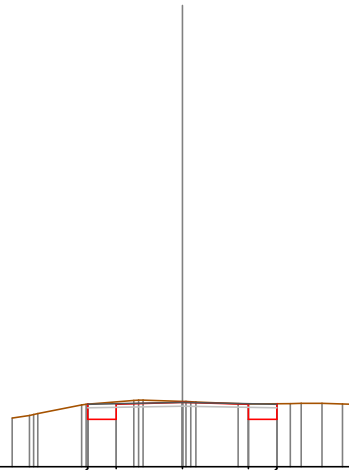


Quote	316.78	316.41	316.41	316.85	316.41	316.41	316.92
Parziali	0.75	1.75	1.75	0.75	0.75	5.04	5.20
Sviluppata Par.	0.75	1.75	1.75	0.75	0.75	5.04	5.20
Sviluppata	0.00	0.00	2.54	4.28	5.04	5.04	5.20
Progressiva	-2.53	-2.50	-1.75	0.00	1.75	2.50	2.61
Dislivelli	0.00	-0.42	-0.00	-0.08	-0.51	0.00	0.00

Sezione: 32  
 Progressiva: 280.000  
 Q. Progetto: 317.698

Scala H 1/200.00  
 Scala V 1/200.00

316.00

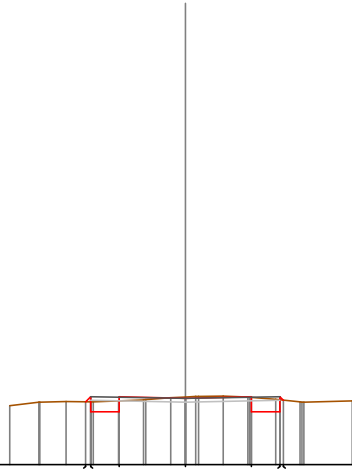


Quote	317.26	317.26	317.70	317.26	317.26
Parziali	0.75	1.75	1.75	0.75	0.75
Sviluppata Par.	0.75	1.75	1.75	0.75	0.75
Sviluppata	0.00	0.75	2.50	4.25	5.00
Progressiva	-2.50	-1.75	0.00	1.75	2.50
Dislivelli	-0.00	-0.46	-0.03	-0.00	-0.41

Sezione: 33  
 Progressiva: 299.319  
 Q. Progetto: 318.755

Scala H 1/200.00  
 Scala V 1/200.00

317.00

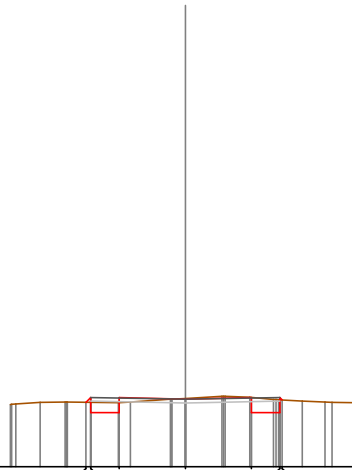


Quote	318.96	318.40	318.40	318.75	318.40	318.40	318.70
Parziali	0.75	1.75	1.75	0.75			
Sviluppata Par.	0.75	1.75	1.75	0.75			
Sviluppata	0.00	0.00	0.38	2.70	4.45	5.20	5.34
Progressiva	2.64	2.50	1.75	0.00	1.75	2.50	2.60
Dislivelli	0.00	0.14	-0.29	-0.03	0.02	-0.31	0.00

Sezione: 34  
 Progressiva: 300.000  
 Q. Progetto: 318.789

Scala H 1/200.00  
 Scala V 1/200.00

317.00

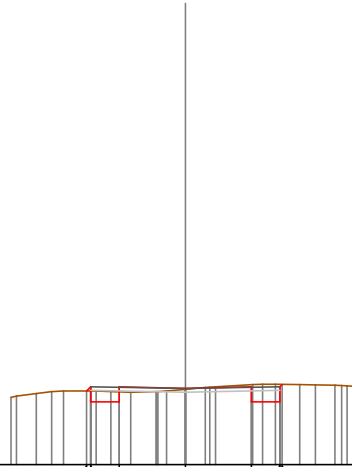


Quote	318.70	318.43	318.43	318.79	318.43	318.43	318.77
Parziali	0.75	1.75	1.75	0.75			
Sviluppata Par.	0.75	1.75	1.75	0.75			
Sviluppata	0.00	0.00	0.38	2.68	4.43	5.18	5.27
Progressiva	2.63	2.50	1.75	0.00	1.75	2.50	2.56
Dislivelli	0.00	0.13	-0.26	-0.02	0.00	-0.34	-0.00

Sezione: 35  
 Progressiva: 304.897  
 Q. Progetto: 319.016

Scala H 1/200.00  
 Scala V 1/200.00

317.00

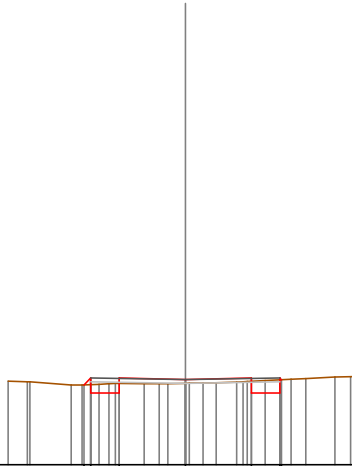


Quote		318.96	318.96	318.96	319.02	318.96	318.96	319.12
Parziali		0.75	1.75	1.75	0.75			
Sviluppata Par.		0.75	1.75	1.75	0.75			
Sviluppata		0.00	0.19	0.39	2.66	4.41	5.16	5.25
Progressiva		-2.61	-2.50	-1.75	0.00	1.75	2.50	2.56
Dislivelli		0.00	0.11	-0.27	-0.02	-0.06	-0.46	0.00

Sezione: 36  
 Progressiva: 310.000  
 Q. Progetto: 319.250

Scala H 1/200.00  
 Scala V 1/200.00

317.00



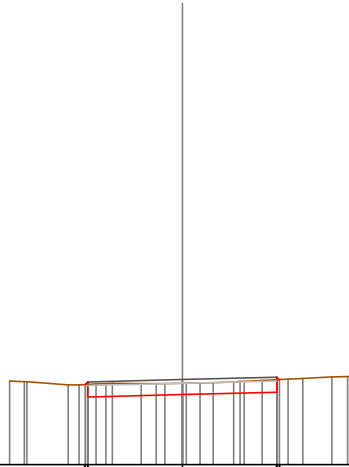
Quote		319.11	319.25	319.25	319.25	319.25	319.25	319.25
Parziali		0.75	1.75	1.75	0.75			
Sviluppata Par.		0.75	1.75	1.75	0.75			
Sviluppata		0.00	0.68	1.01	2.76	4.51	5.26	5.33
Progressiva		-2.68	-2.50	-1.75	0.00	1.75	2.50	2.55
Dislivelli		0.00	-0.17	-0.25	0.10	-0.09	-0.35	0.00



Sezione: 36  
 Progressiva: 310.000  
 Q. Progetto: 319.250

Scala H 1/200.00  
 Scala V 1/200.00

317.00

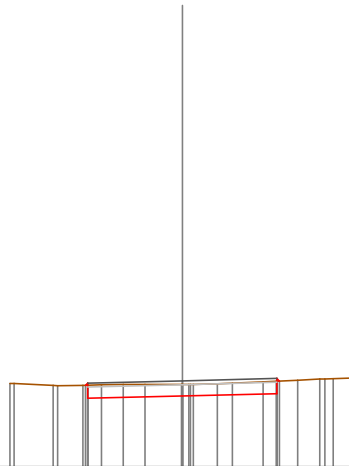


Quote	319.12	318.79	318.85	318.91	319.25
Parziali	2.50	2.50			
Sviluppata Par.	2.50	2.50			
Sviluppata	0.00	0.10	2.60	5.10	5.20
Progressiva	-2.57	-2.50	0.00	2.50	2.57
Dislivelli	0.00	0.07	-0.30	-0.33	0.00

Sezione: 37  
 Progressiva: 310.474  
 Q. Progetto: 319.272

Scala H 1/200.00  
 Scala V 1/200.00

317.00

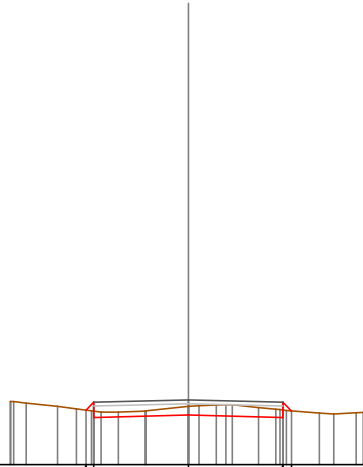


Quote	319.15	318.81	318.87	318.93	319.26
Parziali	2.50	2.50			
Sviluppata Par.	2.50	2.50			
Sviluppata	0.00	0.08	2.58	5.08	5.19
Progressiva	-2.56	-2.50	0.00	2.50	2.57
Dislivelli	0.00	0.06	-0.30	-0.32	-0.00

Sezione: 38  
 Progressiva: 320.000  
 Q. Progetto: 319.710

Scala H 1/200.00  
 Scala V 1/200.00

318.00

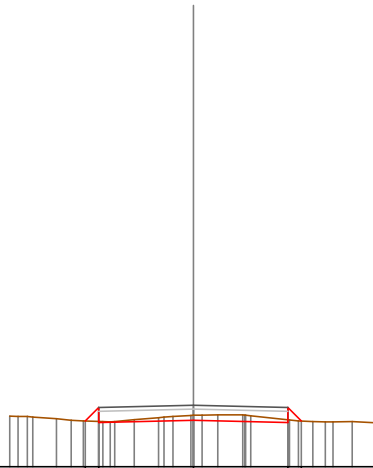


Quote	319.44 319.25	319.31	319.25 319.42
Parziali	2.50	2.50	
Sviluppata Par.	2.50	2.50	
Sviluppata	0.00 0.29	2.80	5.30 5.62
Progressiva	-2.71 -2.50	0.00	2.50 2.73
Dislivelli	-0.00 -0.24	-0.23	-0.19 -0.00

Sezione: 39  
 Progressiva: 340.000  
 Q. Progetto: 320.628

Scala H 1/200.00  
 Scala V 1/200.00

319.00

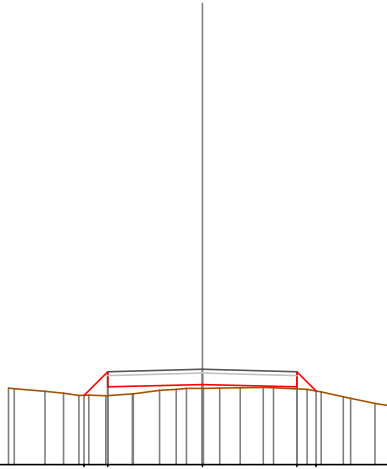


Quote	320.21 320.17	320.23	320.17 320.21
Parziali	0.36	2.50	2.50
Sviluppata Par.	0.50	2.50	2.50
Sviluppata	0.00 0.50	3.01	5.51 6.01
Progressiva	-2.86 -2.50	0.00	2.50 2.88
Dislivelli	-0.00 -0.36	-0.13	-0.07 -0.00

Sezione: 40  
 Progressiva: 360.000  
 Q. Progetto: 321.519

Scala H 1/200.00  
 Scala V 1/200.00

319.00

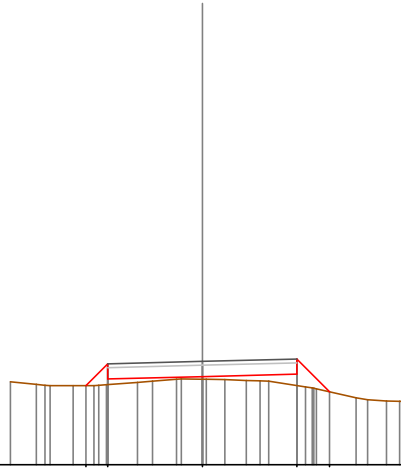


Quote	320.83	321.06	321.12	321.06	320.96
Parziali	0.63	2.50	2.50	0.51	
Sviluppata Par.	0.88	2.50	2.50	0.72	
Sviluppata	0.00 +3.13 +0.00	0.88	0.10 +0.00 +3.39	5.88	0.72 +6.61
Progressiva	-0.63	-2.50	0.00	2.50	-3.01
Dislivelli	0.00	0.63	0.10	0.05	-0.00

Sezione: 41  
 Progressiva: 365.332  
 Q. Progetto: 321.733

Scala H 1/200.00  
 Scala V 1/200.00

319.00

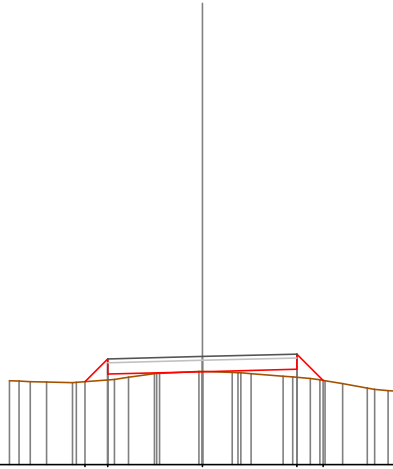


Quote	321.09	321.27	321.23	321.40	320.86
Parziali	0.58	2.50	2.50	0.87	
Sviluppata Par.	0.82	2.50	2.50	1.23	
Sviluppata	0.00	0.82	0.07 +0.00 +3.32	5.82	0.30 +7.05
Progressiva	-0.00	-3.08	-2.50	0.30	-3.37
Dislivelli	-0.00	0.55	0.07	0.30	-0.00

Sezione: 42  
 Progressiva: 368.456  
 Q. Progetto: 321.858

Scala H 1/200.00  
 Scala V 1/200.00

319.00

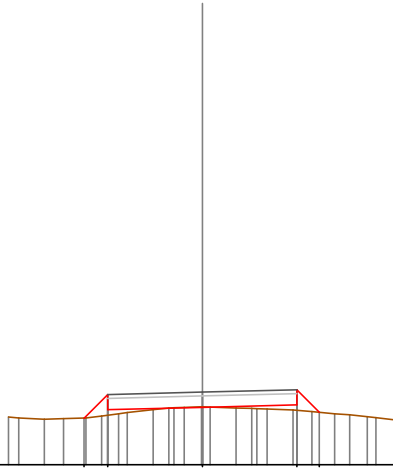


Quote	321.19	321.46	321.46	321.62	321.23
Parziali	0.60	2.50	2.50	0.69	
Sviluppata Par.	0.85	2.50	2.50	0.98	
Sviluppata	-0.00 + 3.10 + 0.00	0.85	-0.00 + 3.35	0.85	-0.00 + 3.19 + 6.83
Progressiva	-0.00 + 3.10 + 2.50	-0.00 + 2.50	-0.00 + 0.00	2.50 + 3.19	-0.00 + 3.19 + 6.83
Dislivelli	-0.00 + 0.55	-0.00 + 0.55	-0.00 + 0.00	0.21 + 0.00	-0.00 + 3.19 + 6.83

Sezione: 43  
 Progressiva: 370.000  
 Q. Progetto: 321.920

Scala H 1/200.00  
 Scala V 1/200.00

320.00

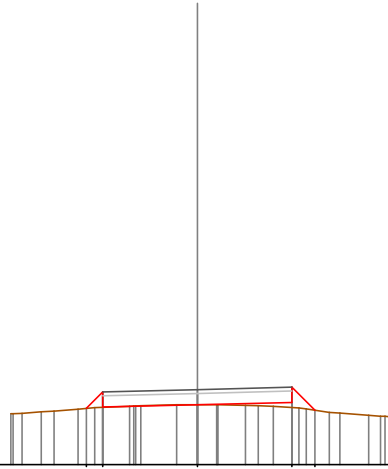


Quote	321.23	321.46	321.62	321.68	321.99
Parziali	0.63	2.50	2.50	0.60	
Sviluppata Par.	0.88	2.50	2.50	0.84	
Sviluppata	-0.00 + 3.13 + 0.00	0.88	-0.01 + 3.39	0.89	-0.00 + 3.10 + 6.73
Progressiva	-0.00 + 3.13 + 2.50	-0.00 + 2.50	-0.01 + 0.00	2.50 + 3.10	-0.00 + 3.10 + 6.73
Dislivelli	-0.00 + 0.55	-0.00 + 0.55	-0.01 + 0.00	0.14 + 0.00	-0.00 + 3.10 + 6.73

Sezione: 44  
 Progressiva: 371.580  
 Q. Progetto: 321.983

Scala H 1/200.00  
 Scala V 1/200.00

320.00

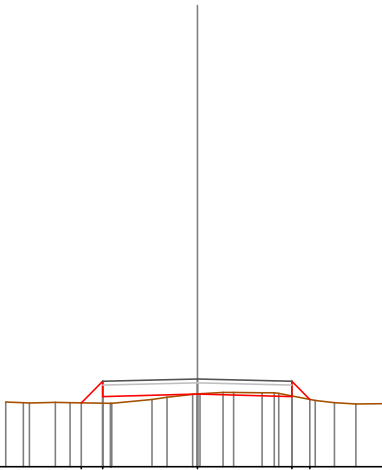


Quote	321.98 321.92		321.88		321.85 321.44
Parziali	0.43	2.50	2.50	0.61	
Sviluppata Par.	0.61	2.50	2.50	0.86	
Sviluppata	0.00 -2.93 -2.50	0.61	3.11	5.61 -3.11	6.47
Progressiva	-2.93 -2.50		0.00	2.50 -3.11	5.61 6.47
Dislivelli	0.00 -0.40		0.00	0.14 -0.00	3.11 6.47

Sezione: 45  
 Progressiva: 380.000  
 Q. Progetto: 322.320

Scala H 1/200.00  
 Scala V 1/200.00

320.00

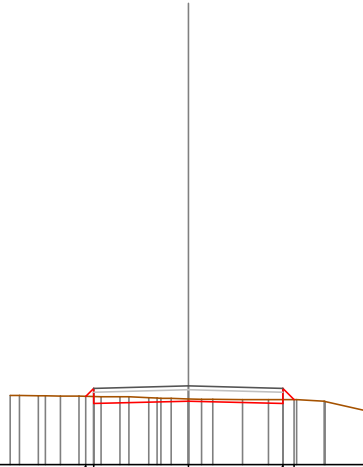


Quote	321.99 321.96		321.92		321.86 321.78
Parziali	0.57	2.50	2.50	0.48	
Sviluppata Par.	0.81	2.50	2.50	0.67	
Sviluppata	0.00 -3.07 -2.50	0.81	3.31	5.81 -2.98	6.48
Progressiva	-3.07 -2.50		0.00	2.50 -2.98	5.81 6.48
Dislivelli	0.00 0.58		-0.00	-0.02 0.00	2.50 2.98

Sezione: 46  
 Progressiva: 400.000  
 Q. Progetto: 323.079

Scala H 1/200.00  
 Scala V 1/200.00

321.00

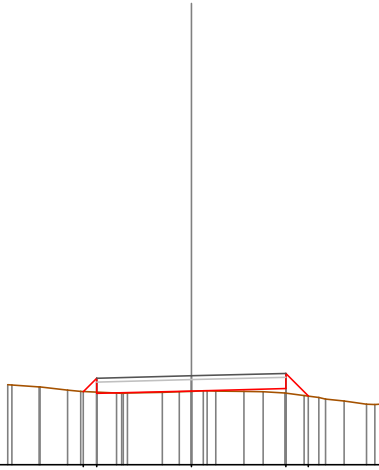


Quote	322.80 322.82	322.86	322.82 322.72
Parziali	0.00 0.30	2.50	2.50 0.30
Sviluppata Par.	0.00 0.30	2.50	2.50 0.30
Sviluppata	0.00 0.30	2.80	5.30 5.72
Progressiva	0.00 2.71 2.50	0.00	2.50 2.80
Dislivelli	0.00 -0.22	-0.06	-0.10 -0.00

Sezione: 47  
 Progressiva: 409.424  
 Q. Progetto: 323.351

Scala H 1/200.00  
 Scala V 1/200.00

321.00

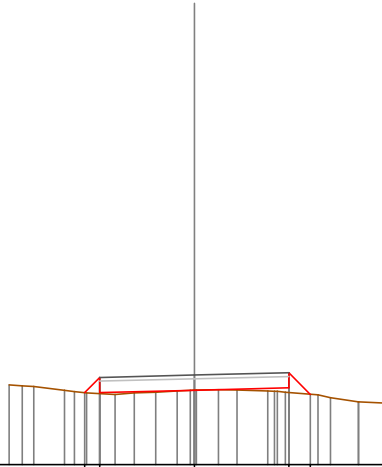


Quote	322.88 322.96	322.96	322.81 322.82
Parziali	0.00 0.36	2.50	2.50 0.60
Sviluppata Par.	0.00 0.50	2.50	2.50 0.84
Sviluppata	0.00 0.50	3.00	5.50 6.35
Progressiva	0.00 2.96 2.50	0.00	2.50 3.10
Dislivelli	0.00 -0.37	0.01	0.12 -0.00

Sezione: 48  
 Progressiva: 410.000  
 Q. Progetto: 323.368

Scala H 1/200.00  
 Scala V 1/200.00

321.00

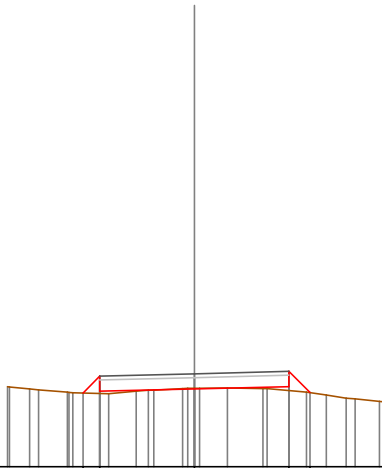


Quote	323.90 323.91	323.97	324.03 324.06
Parziali	0.40	2.50	2.50
Sviluppata Par.	0.57	2.50	2.50
Sviluppata	0.00 0.57	3.07	5.57 6.38
Progressiva	-2.90 -2.50	0.00	2.50 3.07
Dislivelli	0.00 0.43	-0.00	0.13 -0.00

Sezione: 49  
 Progressiva: 413.121  
 Q. Progetto: 323.458

Scala H 1/200.00  
 Scala V 1/200.00

321.00

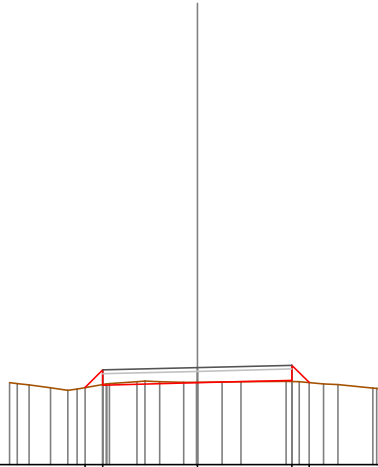


Quote	323.06 323.00	323.06	323.12 323.06
Parziali	0.44	2.50	2.50
Sviluppata Par.	0.63	2.50	2.50
Sviluppata	0.00 0.63	3.13	5.63 6.42
Progressiva	-2.94 -2.50	0.00	2.50 3.06
Dislivelli	0.00 0.46	-0.02	0.10 -0.00

Sezione: 50  
 Progressiva: 416.818  
 Q. Progetto: 323.565

Scala H 1/200.00  
 Scala V 1/200.00

321.00

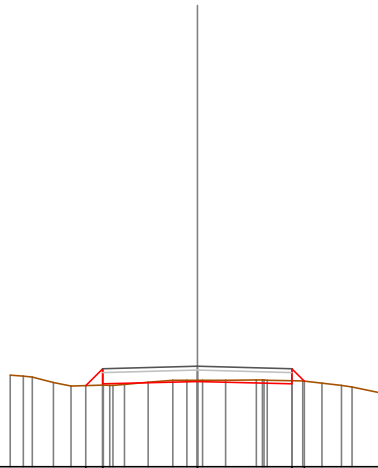


Quote	320.04 323.10		323.16		323.23 323.17
Parziali	0.47	2.50		2.50	0.46
Sviluppata Par.	0.66	2.50		2.50	0.64
Sviluppata	0.00 0.66		3.16		5.66 6.30
Progressiva	-2.97 -2.50		0.00		2.50 2.96
Dislivelli	0.00 0.38		-0.01		0.03 -0.00

Sezione: 51  
 Progressiva: 420.000  
 Q. Progetto: 323.656

Scala H 1/200.00  
 Scala V 1/200.00

321.00



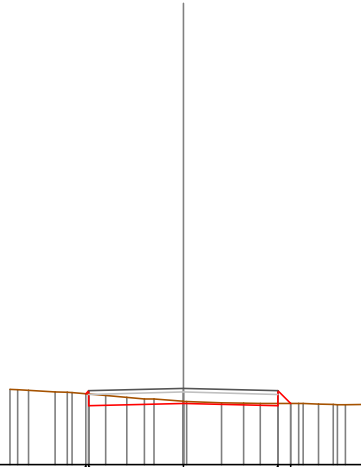
Quote	323.15 323.19		323.26		323.19 323.26
Parziali	0.45	2.50		2.50	0.33
Sviluppata Par.	0.63	2.50		2.50	0.47
Sviluppata	0.00 0.63		3.13		5.63 6.10
Progressiva	-2.95 -2.50		0.00		2.50 2.83
Dislivelli	-0.00 0.44		-0.03		-0.08 0.00



Sezione: 52  
 Progressiva: 440.000  
 Q. Progetto: 324.018

Scala H 1/200.00  
 Scala V 1/200.00

322.00

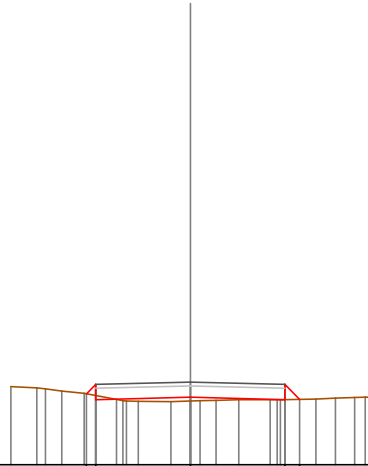


Quote	323.87 323.96	323.62	323.96 323.62
Parziali	2.50	2.50	0.34
Sviluppata Par.	2.50	2.50	0.48
Sviluppata	0.00 0.12	2.62	5.12 5.60
Progressiva	-2.58 -2.50	0.00	2.50 2.84
Dislivelli	0.00 0.09	-0.05	-0.06 0.00

Sezione: 53  
 Progressiva: 460.000  
 Q. Progetto: 324.185

Scala H 1/200.00  
 Scala V 1/200.00

322.00

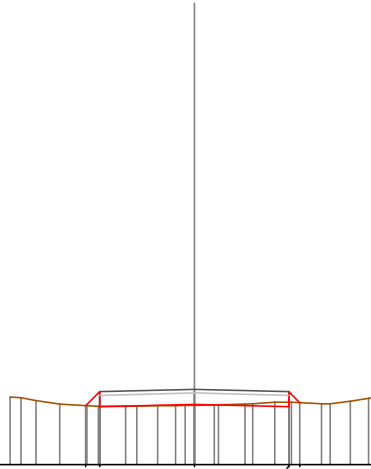


Quote	323.87 323.72	323.78	323.72 323.73
Parziali	0.35	2.50	2.50 0.39
Sviluppata Par.	0.35	2.50	0.56
Sviluppata	0.00 0.35	2.85	5.35 5.91
Progressiva	-2.75 -2.50	0.00	2.50 2.89
Dislivelli	-0.00 0.29	0.10	0.00 0.00

Sezione: 54  
 Progressiva: 480.000  
 Q. Progetto: 323.993

Scala H 1/200.00  
 Scala V 1/200.00

322.00

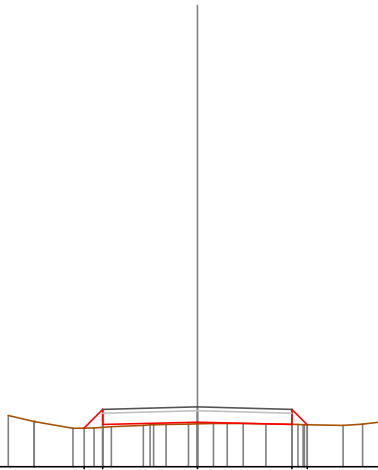


Quote	323.96 323.93	323.99	323.93 323.94
Parziali	0.37	2.50	2.50
Sviluppata Par.	0.92	2.50	2.50
Sviluppata	0.00 -2.97 -2.30	0.02 -3.02	5.50 -0.12 -2.79
Progressiva	0.00 -0.39	0.02 -0.00	5.94 -0.00 -2.79
Dislivelli			

Sezione: 55  
 Progressiva: 500.000  
 Q. Progetto: 323.581

Scala H 1/200.00  
 Scala V 1/200.00

322.00

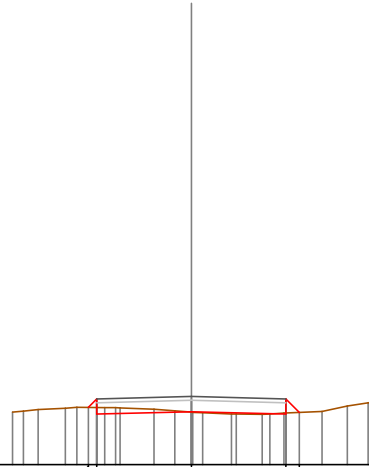


Quote	323.02 323.12	323.18	323.12 323.11
Parziali	0.50	2.50	2.50
Sviluppata Par.	0.70	2.50	2.50
Sviluppata	0.00 -3.00 -2.50	0.70 -3.20	5.70 -0.12 -2.91
Progressiva	0.00 -0.48	0.05 -0.00	6.28 0.00 -2.91
Dislivelli			

Sezione: 56  
 Progressiva: 520.000  
 Q. Progetto: 322.800

Scala H 1/200.00  
 Scala V 1/200.00

321.00

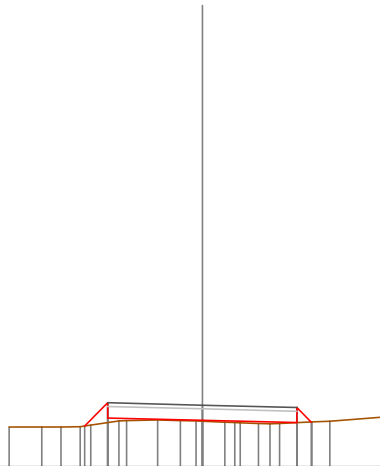


Quote	322.51 322.34	322.40	322.34 322.38
Parziali	0.32 2.50	2.50	0.36 2.50
Sviluppata Par.	0.32 2.50	2.50	0.51 2.50
Sviluppata	0.00 0.32	2.82	5.32 5.83
Progressiva	-2.73 -2.50	0.00	2.50 2.86
Dislivelli	0.00 0.23	0.01	-0.02 0.00

Sezione: 57  
 Progressiva: 524.172  
 Q. Progetto: 322.629

Scala H 1/200.00  
 Scala V 1/200.00

321.00

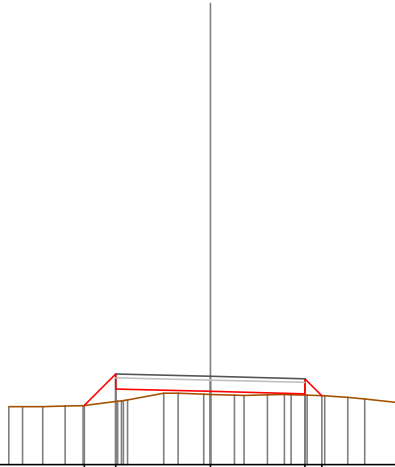


Quote	322.98 322.29	322.23	322.17 322.16
Parziali	0.61 2.50	2.50	0.39 2.50
Sviluppata Par.	0.87 2.50	2.50	0.54 2.50
Sviluppata	0.00 0.87	3.37	5.87 6.41
Progressiva	-3.11 -2.50	0.00	2.50 2.88
Dislivelli	0.00 0.52	0.02	0.00 0.00

Sezione: 58  
 Progressiva: 530.000  
 Q. Progetto: 322.335

Scala H 1/200.00  
 Scala V 1/200.00

320.00

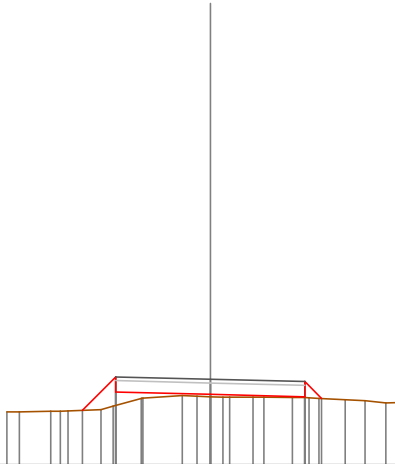


Quote	321.66	322.00	321.98	321.87	321.88
Parziali	0.83	2.50	2.50	0.45	
Sviluppata Par.	1.18	2.50	2.50	0.63	
Sviluppata	0.00	1.18	3.68	6.18	6.81
Progressiva	-3.33	-2.50	0.00	2.50	2.95
Dislivelli	0.00	0.73	0.08	0.04	0.00

Sezione: 59  
 Progressiva: 531.280  
 Q. Progetto: 322.261

Scala H 1/200.00  
 Scala V 1/200.00

320.00

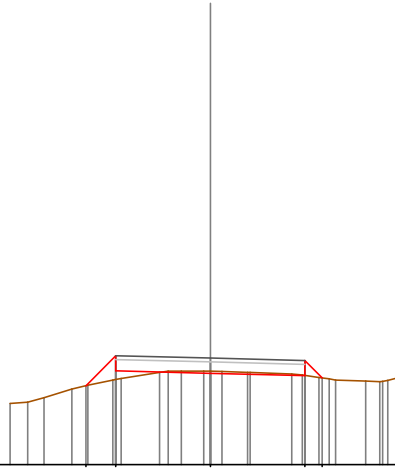


Quote	321.44	321.92	321.96	321.86	321.75
Parziali	0.88	2.50	2.50	0.45	
Sviluppata Par.	1.25	2.50	2.50	0.63	
Sviluppata	0.00	1.25	3.75	6.25	6.88
Progressiva	-3.38	-2.50	0.00	2.50	2.95
Dislivelli	0.00	0.75	0.06	0.02	0.00

Sezione: 60  
 Progressiva: 538.388  
 Q. Progetto: 321.815

Scala H 1/200.00  
 Scala V 1/200.00

319.00

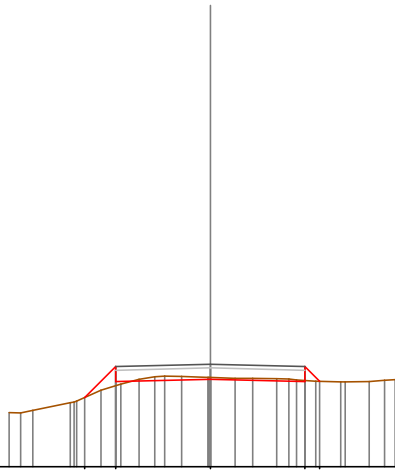


Quote	321.09	321.46	321.41	321.95	321.29
Parziali	0.79	2.50	2.50	0.46	
Sviluppata Par.	1.12	2.50	2.50	0.65	
Sviluppata	0.00	1.12	3.62	6.12	6.77
Progressiva	-3.29	-2.50	0.00	2.50	2.96
Dislivelli	-0.00	0.62	-0.05	-0.01	0.00

Sezione: 61  
 Progressiva: 540.000  
 Q. Progetto: 321.713

Scala H 1/200.00  
 Scala V 1/200.00

319.00

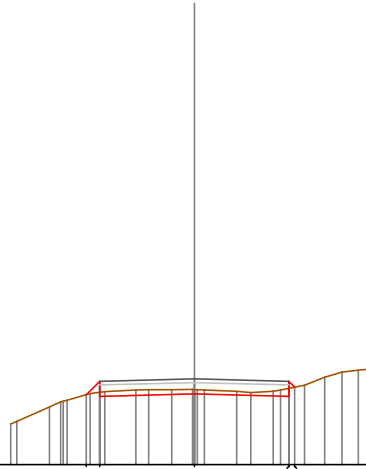


Quote	320.83	321.25	321.21	321.95	321.26
Parziali	0.82	2.50	2.50	0.39	
Sviluppata Par.	1.16	2.50	2.50	0.55	
Sviluppata	0.00	1.16	3.66	6.16	6.72
Progressiva	-3.32	-2.50	0.00	2.50	2.89
Dislivelli	0.00	0.50	-0.05	-0.03	0.00

Sezione: 62  
 Progressiva: 560.000  
 Q. Progetto: 320.267

Scala H 1/200.00  
 Scala V 1/200.00

318.00

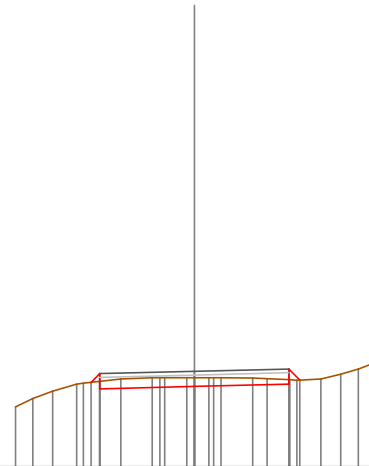


Quote	319.85 319.80	319.87	319.90 320.05
Parziali	0.36	2.50	2.50
Sviluppata Par.	0.50	2.50	2.50
Sviluppata	0.00 0.50	3.00	5.50 5.72
Progressiva	-2.86 -2.30	0.00	-2.50 2.65
Dislivelli	0.00 -0.29	-0.12	-0.21 0.00

Sezione: 63  
 Progressiva: 568.428  
 Q. Progetto: 319.524

Scala H 1/200.00  
 Scala V 1/200.00

317.00

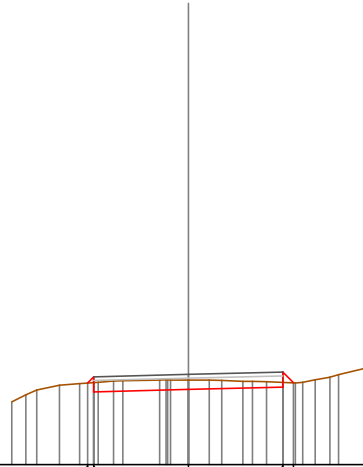


Quote	319.23 319.08	319.12	319.19 319.29
Parziali	0.38	2.50	2.50
Sviluppata Par.	0.32	2.50	2.50
Sviluppata	0.00 0.32	2.83	5.33 5.74
Progressiva	-2.73 -2.50	0.00	-2.50 2.79
Dislivelli	0.00 -0.20	-0.23	-0.12 0.00

Sezione: 64  
 Progressiva: 570.000  
 Q. Progetto: 319.385

Scala H 1/200.00  
 Scala V 1/200.00

317.00

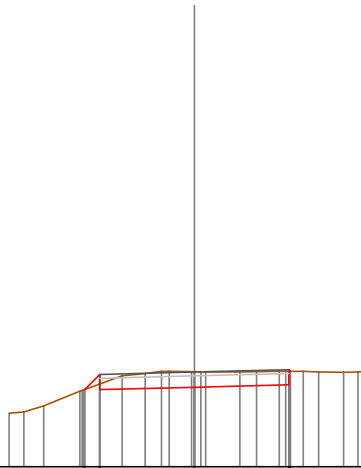


Quote	319.16	318.92	318.98	319.05	319.16
Parziali	2.50	2.50	0.28		
Sviluppata Par.	2.50	2.50	0.00		
Sviluppata	0.00	0.23	2.74	5.24	5.64
Progressiva	-2.67	-2.50	0.00	2.50	2.78
Dislivelli	0.00	0.16	-0.25	-0.13	0.00

Sezione: 65  
 Progressiva: 580.000  
 Q. Progetto: 318.503

Scala H 1/200.00  
 Scala V 1/200.00

316.00

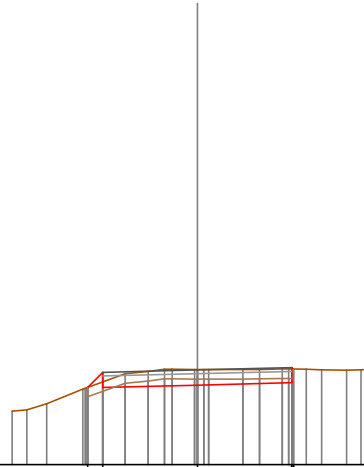


Quote	318.54	318.54	318.10	318.17	318.53
Parziali	0.40	2.50	2.50		
Sviluppata Par.	0.57	2.50	2.50		
Sviluppata	0.00	0.57	3.07	5.57	5.62
Progressiva	-2.90	-2.50	0.00	2.50	2.54
Dislivelli	0.00	0.25	-0.41	-0.36	0.00

Sezione: 65  
 Progressiva: 580.000  
 Q. Progetto: 318.503

Scala H 1/200.00  
 Scala V 1/200.00

316.00

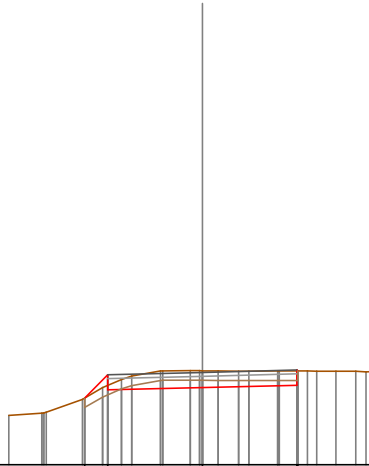


Quote	318.04	318.04	318.10	318.17	318.03
Parziali	0.40	2.50	2.50		
Sviluppata Par.	0.57	2.50	2.50		
Sviluppata	0.00	0.57	3.07	5.57	5.62
Progressiva	-2.90	-2.30	0.00	2.50	2.54
Dislivelli	0.00	0.23	-0.41	-0.36	0.00

Sezione: 66  
 Progressiva: 580.709  
 Q. Progetto: 318.440

Scala H 1/200.00  
 Scala V 1/200.00

316.00



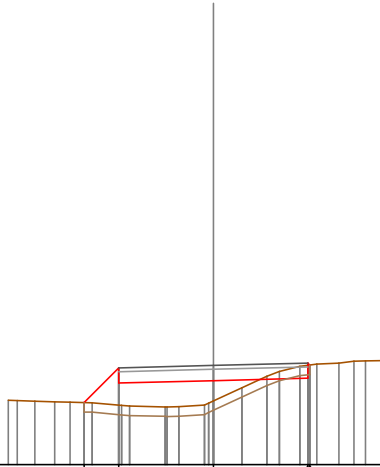
Quote	317.76	317.98	318.04	318.10	318.48
Parziali	0.62	2.50	2.50		
Sviluppata Par.	0.87	2.50	2.50		
Sviluppata	0.00	0.87	3.37	5.87	5.91
Progressiva	-3.12	-2.50	0.00	2.50	2.52
Dislivelli	0.00	0.28	-0.44	-0.38	0.00



Sezione: 67  
 Progressiva: 590.000  
 Q. Progetto: 317.621

Scala H 1/200.00  
 Scala V 1/200.00

315.00

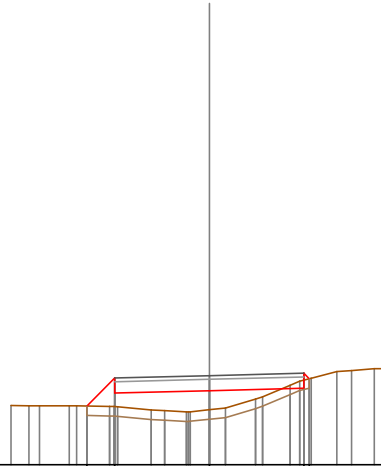


Quote	316.64	317.16	317.22	317.28	317.63
Parziali	0.92	2.50	2.50		
Sviluppata Par.	1.30	2.50	2.50		
Sviluppata	-0.00	-3.42	0.00	1.30	3.80
Progressiva	-0.00	-3.42	-2.50	1.30	6.38
Dislivelli	-0.00	0.99	-0.54	0.00	-0.34

Sezione: 68  
 Progressiva: 592.991  
 Q. Progetto: 317.357

Scala H 1/200.00  
 Scala V 1/200.00

315.00

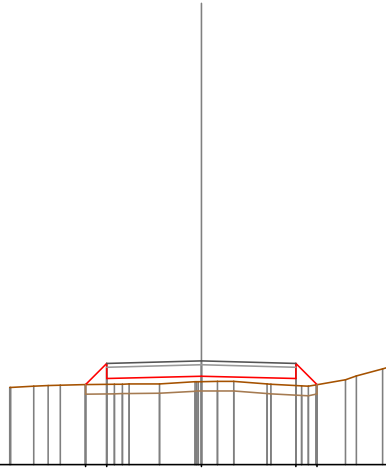


Quote	316.05	316.09	316.06	317.02	317.07
Parziali	0.74	2.50	2.50		
Sviluppata Par.	1.05	2.50	2.50		
Sviluppata	-0.00	-3.24	0.00	1.05	3.55
Progressiva	-0.00	-3.24	-2.50	1.05	6.05
Dislivelli	-0.00	0.76	-0.50	0.00	-0.22

Sezione: 69  
 Progressiva: 600.000  
 Q. Progetto: 316.739

Scala H 1/200.00  
 Scala V 1/200.00

314.00

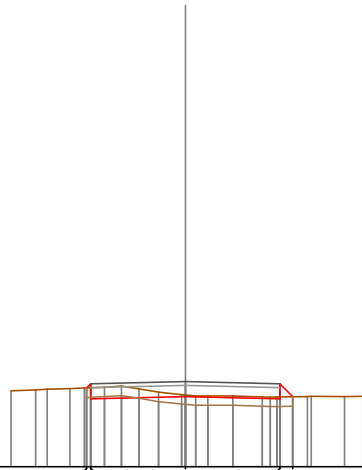


Quote	316.11	316.28	316.34	316.28	316.12
Parziali	0.56	2.50	2.50	0.56	
Sviluppata Par.	0.80	2.50	2.50	0.79	
Sviluppata	0.00	0.80	3.30	5.80	6.59
Progressiva	-3.06	-2.50	0.00	2.50	3.06
Dislivelli	0.00	0.56	0.14	0.19	-0.00

Sezione: 70  
 Progressiva: 620.000  
 Q. Progetto: 315.254

Scala H 1/200.00  
 Scala V 1/200.00

313.00

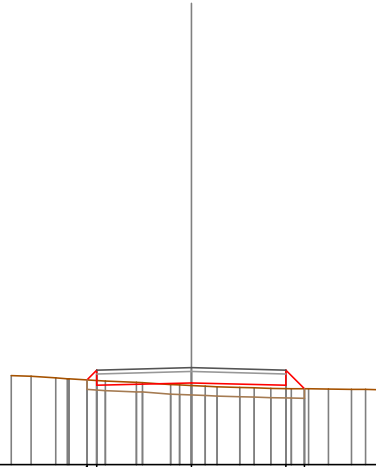


Quote	315.08	314.79	314.26	314.79	314.85
Parziali		2.50	2.50	0.51	
Sviluppata Par.		2.50	2.50	0.48	
Sviluppata	0.00	0.15	2.66	5.16	5.64
Progressiva	-2.61	-2.50	0.00	2.50	2.84
Dislivelli	0.00	0.11	-0.04	-0.05	-0.00

Sezione: 71  
 Progressiva: 640.000  
 Q. Progetto: 314.561

Scala H 1/200.00  
 Scala V 1/200.00

312.00

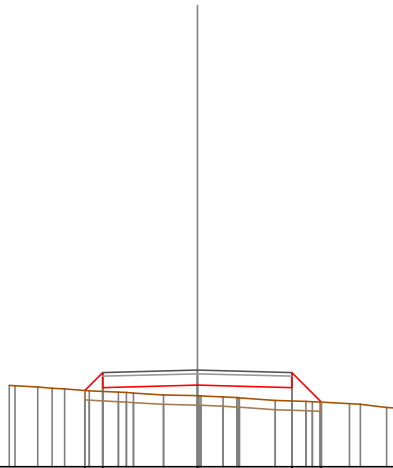


Quote	314.24	314.10	314.16	314.10	314.01
Parziali	0.00	2.50	2.50	0.49	
Sviluppata Par.	0.00	2.50	2.50	0.70	
Sviluppata	0.00	0.37	2.87	5.37	6.07
Progressiva	-2.76	-2.50	0.00	2.50	2.99
Dislivelli	0.00	0.28	0.07	0.09	0.00

Sezione: 72  
 Progressiva: 660.000  
 Q. Progetto: 314.556

Scala H 1/200.00  
 Scala V 1/200.00

312.00

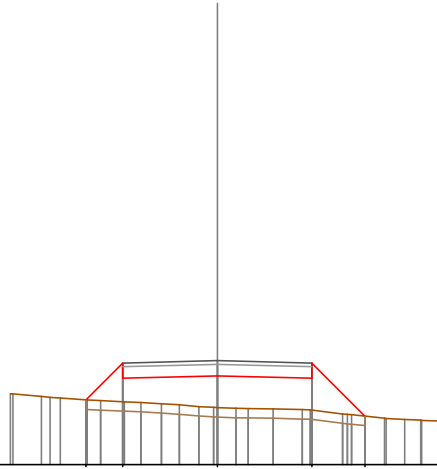


Quote	314.02	314.08	314.16	314.09	313.71
Parziali	0.00	0.48	2.50	2.50	0.78
Sviluppata Par.	0.00	0.67	2.50	2.50	1.11
Sviluppata	0.00	0.67	3.18	5.68	6.78
Progressiva	-2.98	-2.50	0.00	2.50	3.28
Dislivelli	0.00	0.50	0.28	0.35	0.00

Sezione: 73  
 Progressiva: 680.000  
 Q. Progetto: 314.749

Scala H 1/200.00  
 Scala V 1/200.00

312.00

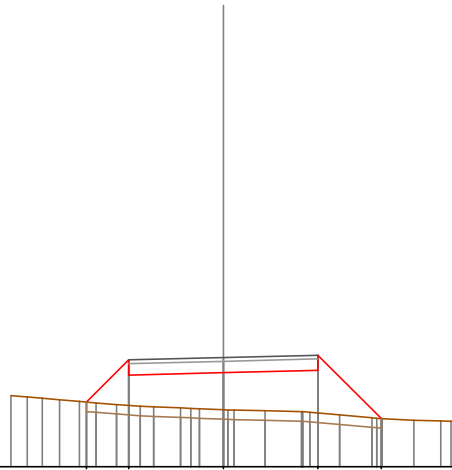


Quote	313.71	314.29	314.26	314.29	313.28
Parziali	0.98	2.50	2.50	1.41	
Sviluppata Par.	1.38	2.50	2.50	1.99	
Sviluppata	0.00	1.38	3.88	6.38	8.37
Progressiva	-3.48	-2.50	0.00	2.50	3.91
Dislivelli	0.00	1.02	0.84	0.84	0.00

Sezione: 74  
 Progressiva: 684.708  
 Q. Progetto: 314.889

Scala H 1/200.00  
 Scala V 1/200.00

312.00

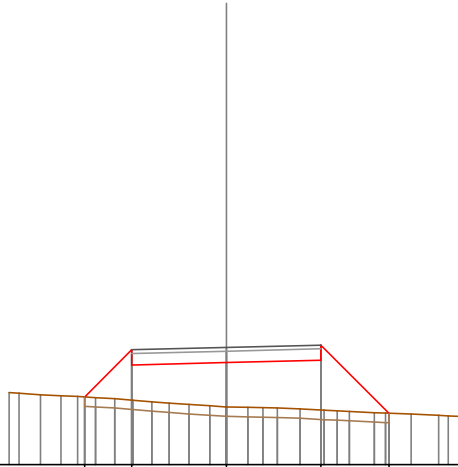


Quote	313.71	314.43	314.69	314.26	313.28
Parziali	1.12	2.50	2.50	1.68	
Sviluppata Par.	1.58	2.50	2.50	2.37	
Sviluppata	0.00	1.58	4.08	6.58	8.95
Progressiva	-3.62	-2.50	0.00	2.50	4.18
Dislivelli	0.00	1.20	0.98	1.13	0.00

Sezione: 75  
 Progressiva: 690.000  
 Q. Progetto: 315.099

Scala H 1/200.00  
 Scala V 1/200.00

312.00

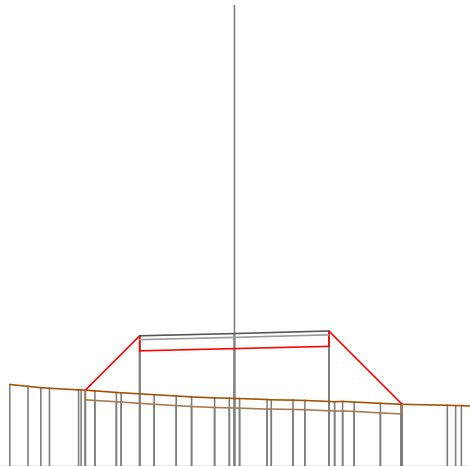


Quote	31579	31464	31470	31476	31336
Parziali		1.25	2.50	2.50	1.81
Sviluppata Par.		1.76	2.50	2.50	2.55
Sviluppata	0.00	1.76	4.26	6.76	9.32
Progressiva	-3.75	-2.50	0.00	2.50	4.31
Dislivelli	-0.00	1.33	1.17	1.32	0.00

Sezione: 76  
 Progressiva: 698.022  
 Q. Progetto: 315.525

Scala H 1/200.00  
 Scala V 1/200.00

312.00

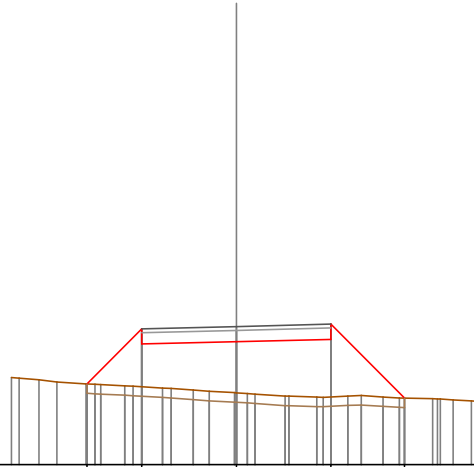


Quote	31462	31506	31513	31519	31366
Parziali		1.44	2.50	2.50	1.94
Sviluppata Par.		2.04	2.50	2.50	2.74
Sviluppata	0.00	2.04	4.54	7.04	9.78
Progressiva	-3.94	-2.50	0.00	2.50	4.44
Dislivelli	-0.00	1.53	1.32	1.46	-0.00

Sezione: 77  
 Progressiva: 700.000  
 Q. Progetto: 315.650

Scala H 1/200.00  
 Scala V 1/200.00

312.00

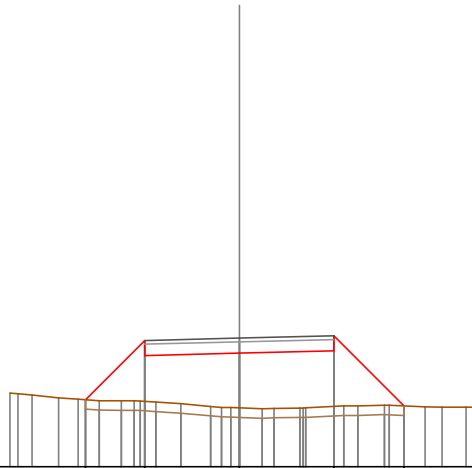


Quote	314.14	315.19	315.25	315.31	313.76
Parziali	1.45	2.50	2.50	1.95	
Sviluppata Par.	2.05	2.50	2.50	2.76	
Sviluppata	0.00	2.05	4.55	7.06	9.82
Progressiva	-3.95	-2.50	0.00	2.50	4.45
Dislivelli	0.00	1.53	1.35	1.52	0.00

Sezione: 78  
 Progressiva: 710.000  
 Q. Progetto: 316.402

Scala H 1/200.00  
 Scala V 1/200.00

313.00

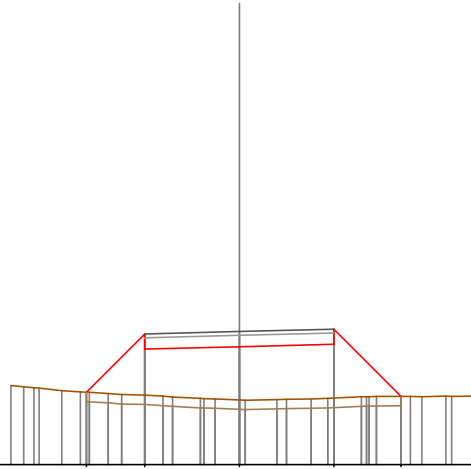


Quote	314.27	315.24	315.26	315.26	314.61
Parziali	1.57	2.50	2.50	1.86	
Sviluppata Par.	2.22	2.50	2.50	2.63	
Sviluppata	0.00	2.22	4.72	7.22	9.85
Progressiva	-4.07	-2.50	0.00	2.50	4.36
Dislivelli	0.00	1.61	1.45	1.47	0.00

Sezione: 79  
 Progressiva: 711.336  
 Q. Progetto: 316.518

Scala H 1/200.00  
 Scala V 1/200.00

313.00

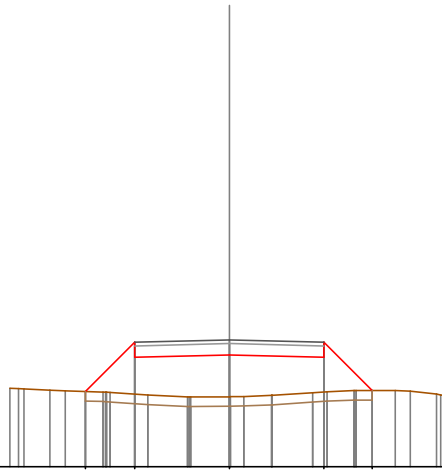


Quote	314.92	316.06	316.12	316.18	314.90
Parziali	1.54	2.50	2.50	1.78	
Sviluppata Par.	2.18	2.50	2.50	2.51	
Sviluppata	0.00	2.18	4.68	7.18	9.69
Progressiva	-4.04	-2.50	0.00	2.50	4.28
Dislivelli	0.00	1.62	1.41	1.42	0.00

Sezione: 80  
 Progressiva: 720.000  
 Q. Progetto: 317.357

Scala H 1/200.00  
 Scala V 1/200.00

314.00

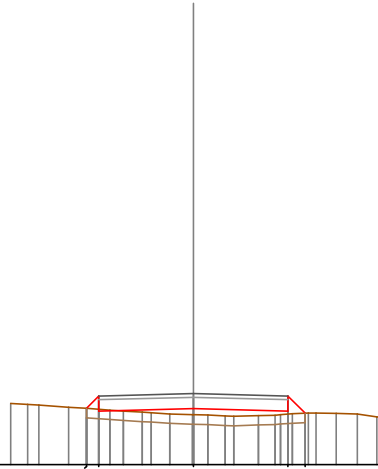


Quote	315.96	316.26	316.26	316.29	316.01
Parziali	1.30	2.50	2.50	1.28	
Sviluppata Par.	1.84	2.50	2.50	1.81	
Sviluppata	0.00	1.84	4.35	6.85	8.66
Progressiva	-3.80	-2.50	0.00	2.50	3.78
Dislivelli	0.00	1.37	1.11	0.92	0.00

Sezione: 81  
 Progressiva: 740.000  
 Q. Progetto: 319.878

Scala H 1/200.00  
 Scala V 1/200.00

318.00

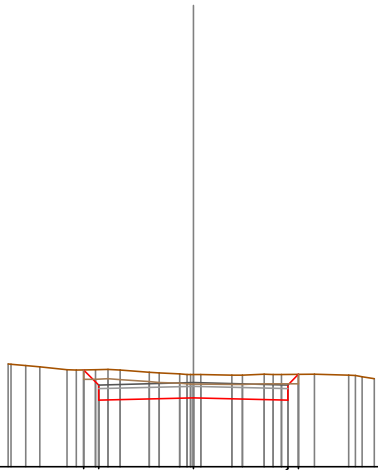


Quote	0.00	-2.83	0.00	0.46	0.16	0.00	-2.96	0.08	2.50	5.46	0.00	2.96	6.11
Parziali	0.35	0.46	2.50	2.50	0.65	0.46							
Sviluppata Par.	0.00	0.35	2.50	2.50	0.65	0.46							
Sviluppata	0.00	0.35	2.50	2.50	0.65	0.46							
Progressiva	0.00	0.35	2.50	2.50	0.65	0.46							
Dislivelli	0.00	0.35	2.50	2.50	0.65	0.46							

Sezione: 82  
 Progressiva: 760.000  
 Q. Progetto: 323.225

Scala H 1/200.00  
 Scala V 1/200.00

321.00



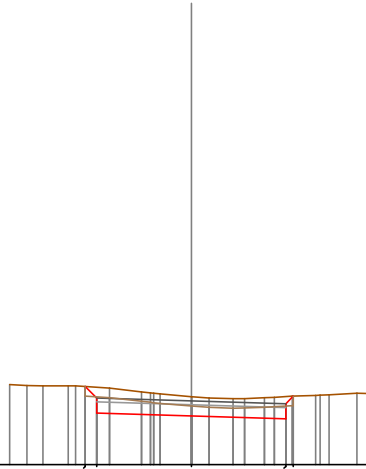
Quote	0.00	-2.90	0.00	0.56	-0.61	0.00	-3.06	-0.68	2.50	5.56	0.00	2.78	5.96
Parziali	0.40	0.56	2.50	2.50	0.28								
Sviluppata Par.	0.00	0.40	2.50	2.50	0.28								
Sviluppata	0.00	0.40	2.50	2.50	0.28								
Progressiva	0.00	0.40	2.50	2.50	0.28								
Dislivelli	0.00	0.40	2.50	2.50	0.28								



Sezione: 83  
 Progressiva: 762.410  
 Q. Progetto: 323.685

Scala H 1/200.00  
 Scala V 1/200.00

322.00

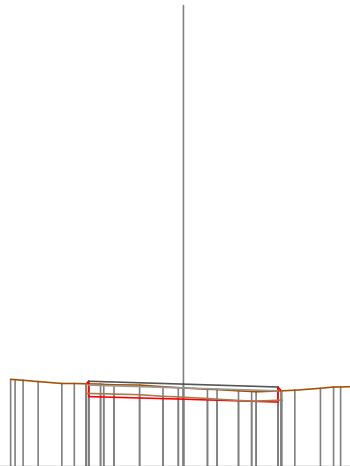


Quote	324.06	323.36	323.28	323.21	323.81
Parziali	0.31	2.50	2.50	0.00	
Sviluppata Par.	0.43	2.50	2.50	0.00	
Sviluppata	0.00	0.43	2.93	5.43	5.72
Progressiva	-2.81	-2.50	0.00	2.50	2.70
Dislivelli	-0.00	-0.28	-0.51	-0.59	0.00

Sezione: 84  
 Progressiva: 770.000  
 Q. Progetto: 325.184

Scala H 1/200.00  
 Scala V 1/200.00

323.00

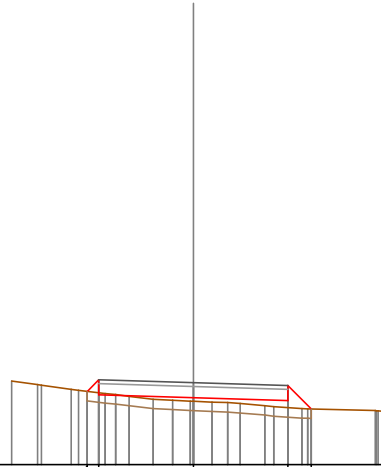


Quote	325.19	324.86	324.78	324.71	325.01
Parziali		2.50	2.50		
Sviluppata Par.		2.50	2.50		
Sviluppata	0.00	0.10	2.60	5.10	5.24
Progressiva	-2.57	-2.50	0.00	2.50	2.60
Dislivelli	0.00	0.07	-0.30	-0.30	0.00

Sezione: 85  
 Progressiva: 780.000  
 Q. Progetto: 327.166

Scala H 1/200.00  
 Scala V 1/200.00

325.00

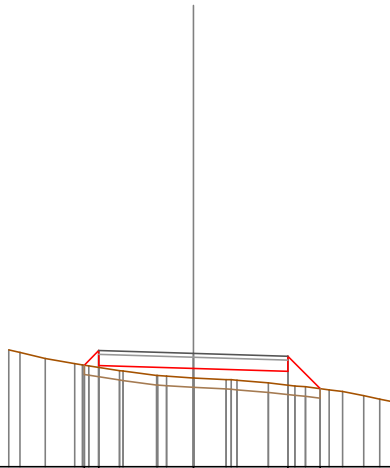


Quote	326.93 326.94	326.77	326.69 326.47
Parziali	0.31 2.50	2.50	0.62
Sviluppata Par.	0.43 2.50	2.50	0.87
Sviluppata	0.00 0.43	2.94	5.44 6.31
Progressiva	-0.00 -2.81 -2.50	0.00	2.50 3.12
Dislivelli	0.34	0.09	0.19 0.00

Sezione: 86  
 Progressiva: 789.236  
 Q. Progetto: 328.997

Scala H 1/200.00  
 Scala V 1/200.00

326.00

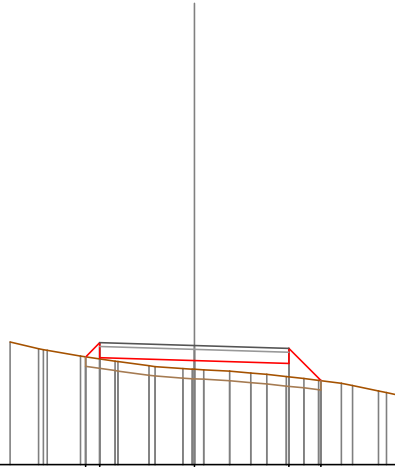


Quote	326.69 326.97	326.60	326.52 326.06
Parziali	0.38 2.50	2.50	0.86
Sviluppata Par.	0.54 2.50	2.50	1.21
Sviluppata	0.00 0.54	3.04	5.54 6.76
Progressiva	0.00 -2.88 -2.50	0.00	2.50 3.36
Dislivelli	0.44	0.25	0.36 0.00

Sezione: 87  
 Progressiva: 790.000  
 Q. Progetto: 329.148

Scala H 1/200.00  
 Scala V 1/200.00

326.00

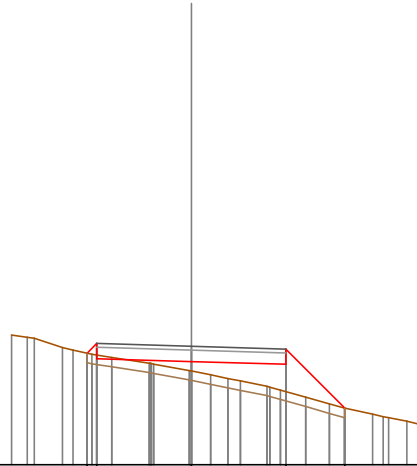


Quote	326.85 326.82	326.75	326.67 326.62
Parziali	0.38	2.50	2.50 0.85
Sviluppata Par.	0.53	2.50	2.50 1.20
Sviluppata	0.00 0.33	3.03	5.53 6.74
Progressiva	-2.88 -2.30	0.00	2.50 3.35
Dislivelli	0.00 0.43	0.23	0.35 0.00

Sezione: 88  
 Progressiva: 800.000  
 Q. Progetto: 331.131

Scala H 1/200.00  
 Scala V 1/200.00

328.00

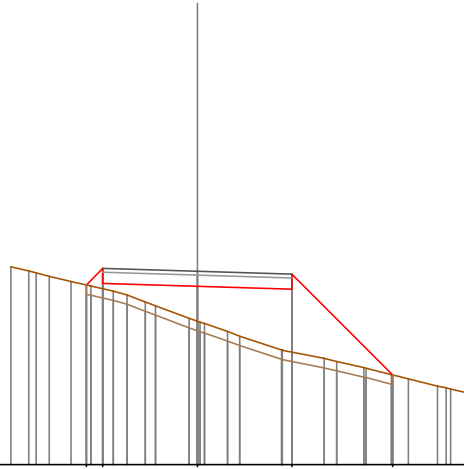


Quote	330.95 330.91	330.73	330.66 330.60
Parziali	0.36	2.50	2.50 1.56
Sviluppata Par.	0.36	2.50	2.50 2.21
Sviluppata	0.00 0.36	2.86	5.36 7.57
Progressiva	-2.76 -2.50	0.00	2.50 4.06
Dislivelli	0.00 0.30	0.25	0.72 0.00

Sezione: 89  
 Progressiva: 810.000  
 Q. Progetto: 333.113

Scala H 1/200.00  
 Scala V 1/200.00

328.00

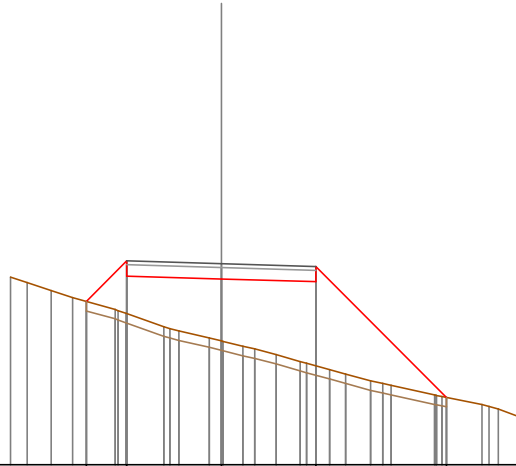


Quote	333.75 333.79	333.71	333.64	333.37
Parziali	0.44	2.50	2.50	2.67
Sviluppata Par.	0.62	2.50	2.50	3.78
Sviluppata	0.00 0.62	3.12	5.62	9.40
Progressiva	-2.94 -2.50	0.00	2.50	5.17
Dislivelli	0.00 0.53	0.92	1.66	0.00

Sezione: 90  
 Progressiva: 816.063  
 Q. Progetto: 334.315

Scala H 1/200.00  
 Scala V 1/200.00

329.00

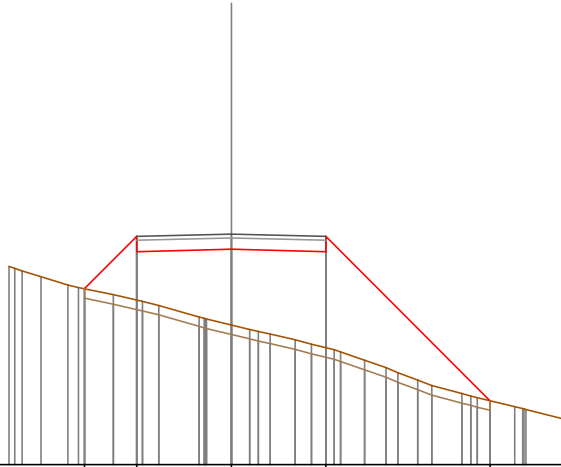


Quote	333.32 333.39	333.31	333.24	333.18
Parziali	1.07	2.50	2.50	3.46
Sviluppata Par.	1.52	2.50	2.50	4.89
Sviluppata	0.00 1.52	4.02	6.52	11.41
Progressiva	-3.57 -2.50	0.00	2.50	5.96
Dislivelli	0.00 1.39	1.64	2.22	0.00

Sezione: 91  
 Progressiva: 820.000  
 Q. Progetto: 335.095

Scala H 1/200.00  
 Scala V 1/200.00

329.00

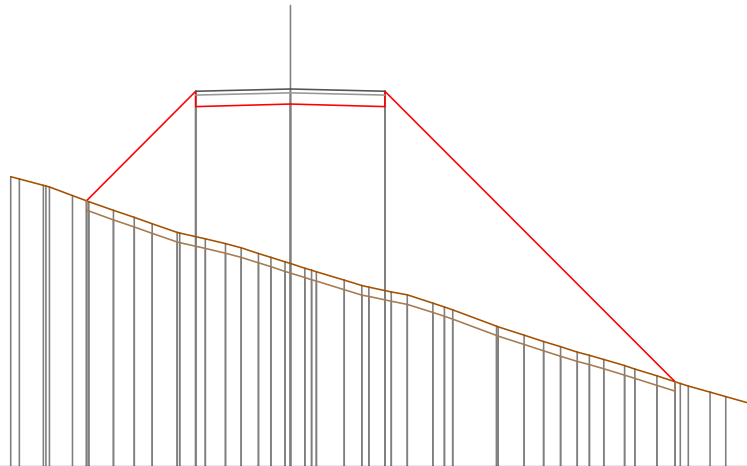


Quote	330.05	334.63	334.70	334.63	330.09
Parziali	1.38	2.50	2.50	4.35	
Sviluppata Par.	1.95	2.50	2.50	6.15	
Sviluppata	0.00	1.95	4.45	6.95	13.10
Progressiva	-3.88	-2.50	0.00	2.50	6.85
Dislivelli	0.00	1.68	2.00	2.54	-0.00

Sezione: 92  
 Progressiva: 840.000  
 Q. Progetto: 338.991

Scala H 1/200.00  
 Scala V 1/200.00

329.00

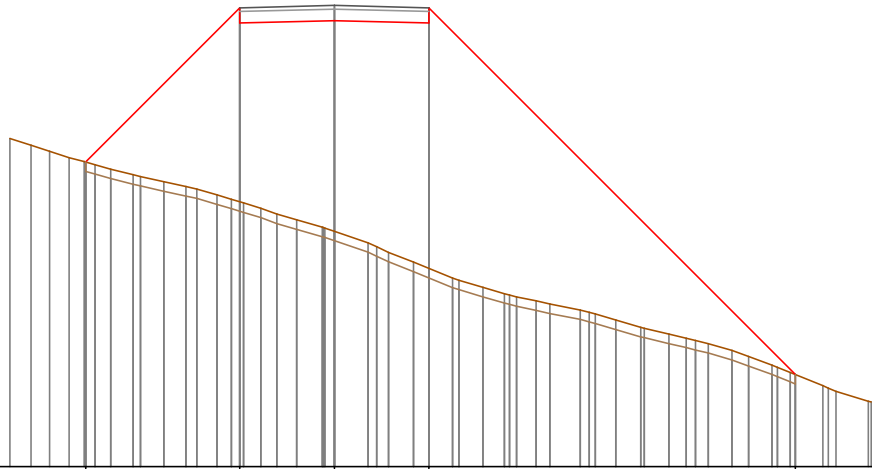


Quote	336.04	336.03	336.09	336.03	331.25
Parziali	2.89	2.50	2.50	7.68	
Sviluppata Par.	4.09	2.50	2.50	10.87	
Sviluppata	0.00	4.09	6.59	9.09	19.96
Progressiva	-5.39	-2.50	0.00	2.50	-10.18
Dislivelli	0.00	3.84	4.22	4.87	-0.00

Sezione: 93  
 Progressiva: 860.000  
 Q. Progetto: 342.197

Scala H 1/200.00  
 Scala V 1/200.00

330.00

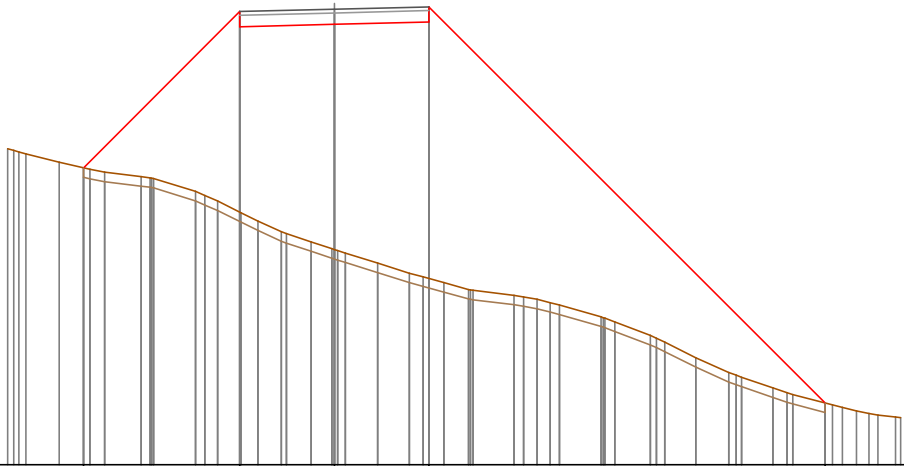


Quote	330.06	341.73	341.98	341.73	332.14
Parziali		4.08	2.50	2.50	9.70
Sviluppata Par.		5.77	2.50	2.50	13.72
Sviluppata	0.00	5.77	8.27	10.77	24.49
Progressiva	-6.58	-2.50	0.00	2.50	12.20
Dislivelli	0.00	5.13	5.57	6.49	0.00

Sezione: 94  
 Progressiva: 866.404  
 Q. Progetto: 343.049

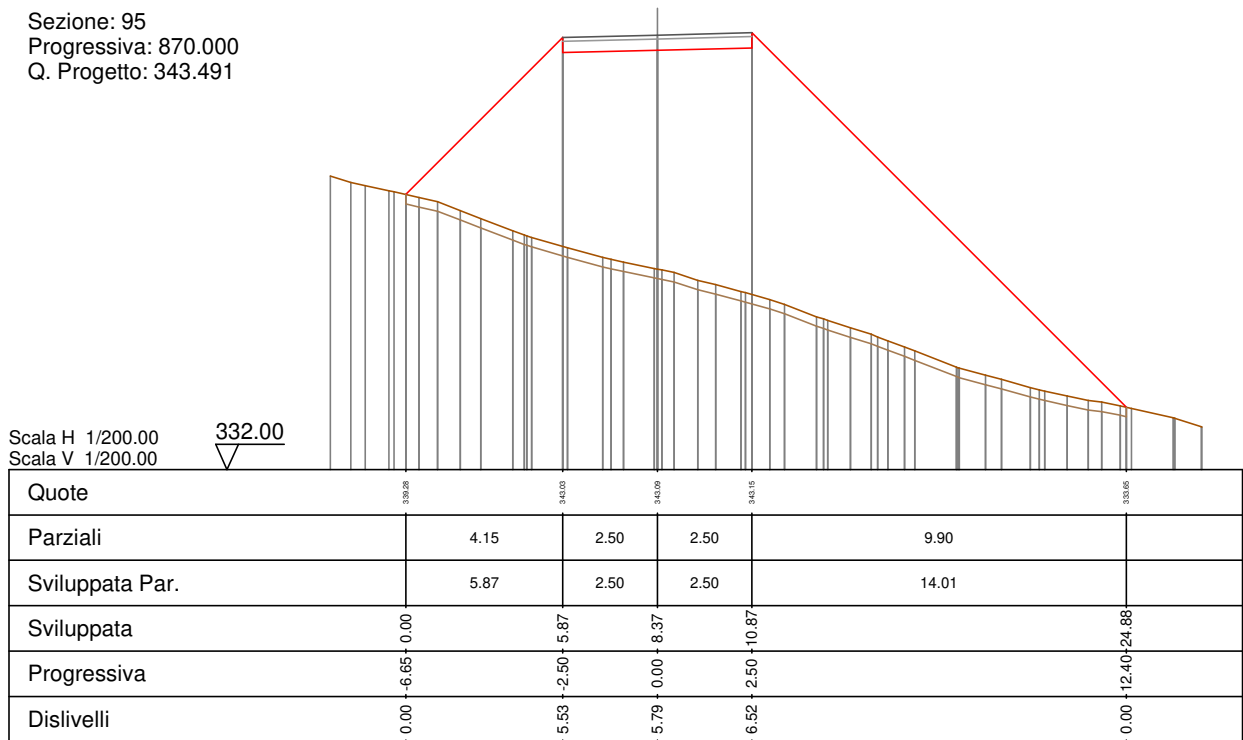
Scala H 1/200.00  
 Scala V 1/200.00

331.00

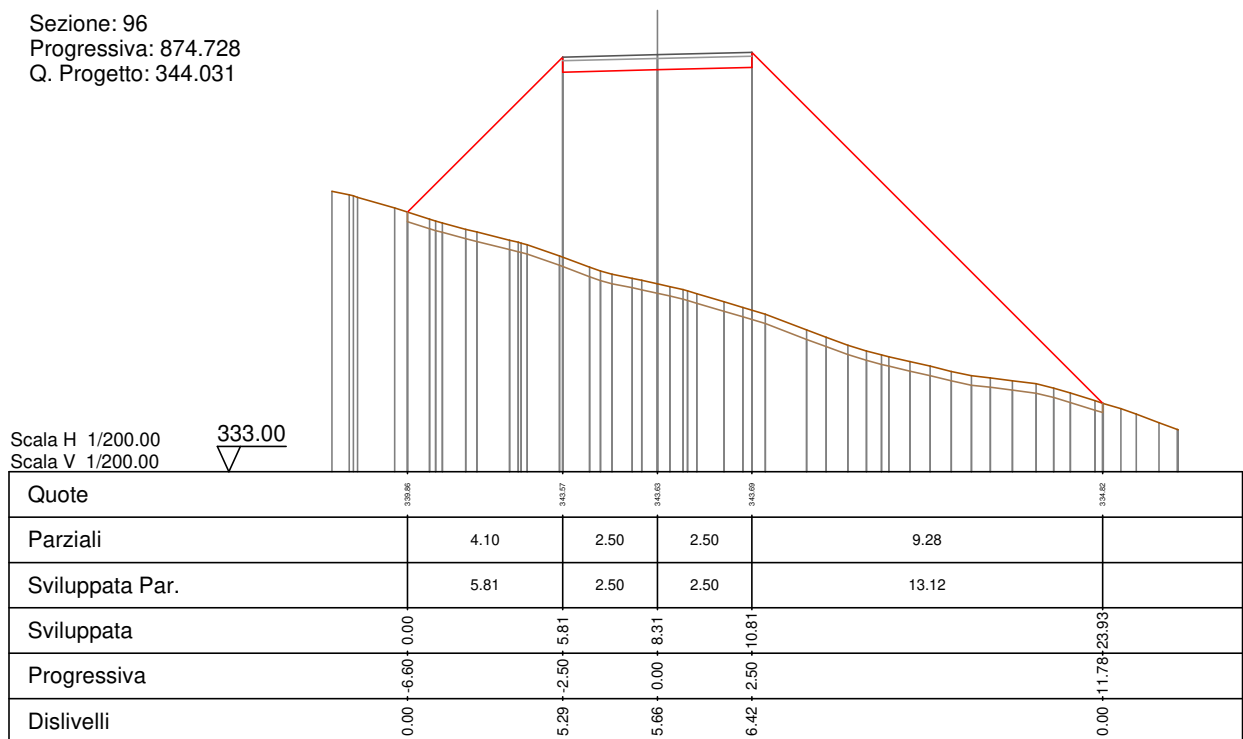


Quote	330.85	342.59	342.85	342.71	332.83
Parziali		4.14	2.50	2.50	10.48
Sviluppata Par.		5.85	2.50	2.50	14.82
Sviluppata	0.00	5.85	8.35	10.85	25.67
Progressiva	-6.64	-2.50	0.00	2.50	12.98
Dislivelli	0.00	5.30	5.96	6.79	0.00

Sezione: 95  
 Progressiva: 870.000  
 Q. Progetto: 343.491



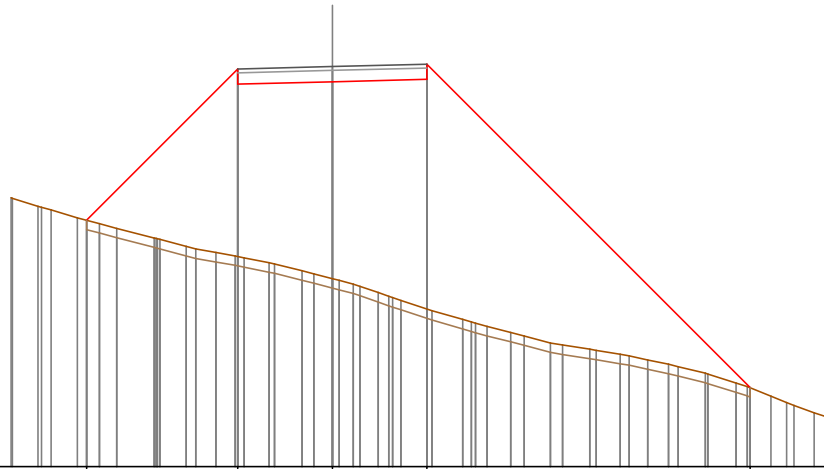
Sezione: 96  
 Progressiva: 874.728  
 Q. Progetto: 344.031



Sezione: 97  
 Progressiva: 880.000  
 Q. Progetto: 344.580

Scala H 1/200.00  
 Scala V 1/200.00

334.00

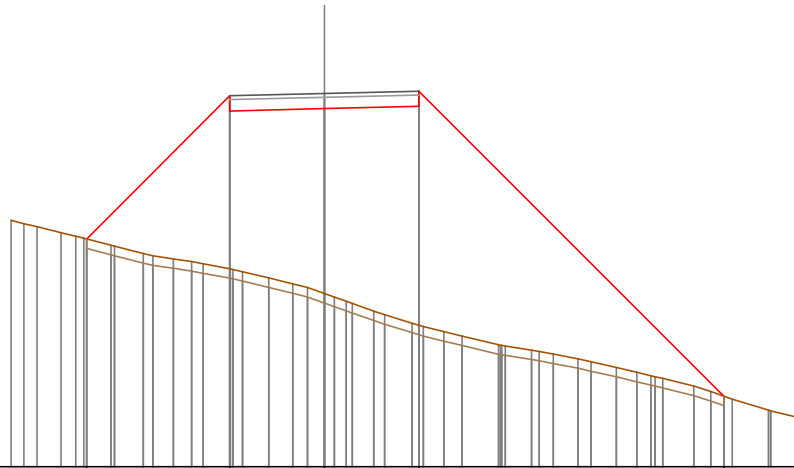


Quote	340.02	344.12	344.18	344.24	336.09
Parziali		4.00	2.50	2.50	8.56
Sviluppata Par.		5.66	2.50	2.50	12.10
Sviluppata	0.00	5.66	8.16	10.66	22.76
Progressiva	-6.50	-2.50	0.00	2.50	11.06
Dislivelli	-0.00	4.96	5.21	6.07	-0.00

Sezione: 98  
 Progressiva: 883.051  
 Q. Progetto: 344.872

Scala H 1/200.00  
 Scala V 1/200.00

335.00



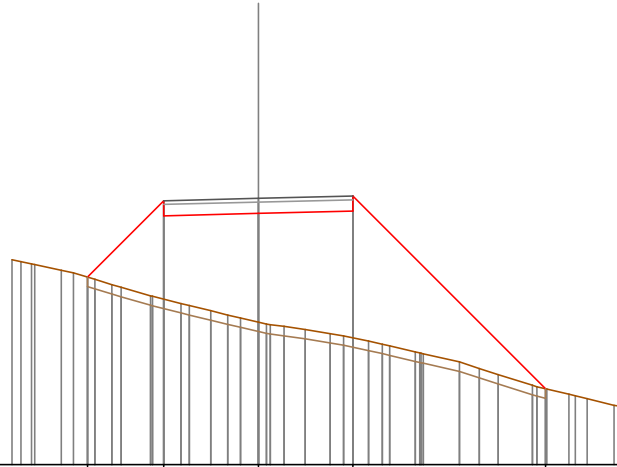
Quote	341.02	344.11	344.17	344.23	336.87
Parziali		3.79	2.50	2.50	8.07
Sviluppata Par.		5.35	2.50	2.50	11.41
Sviluppata	0.00	5.35	7.86	10.36	21.77
Progressiva	-6.29	-2.50	0.00	2.50	10.57
Dislivelli	0.00	4.57	4.89	5.79	-0.00



Sezione: 99  
 Progressiva: 898.191  
 Q. Progetto: 346.042

Scala H 1/200.00  
 Scala V 1/200.00

339.00

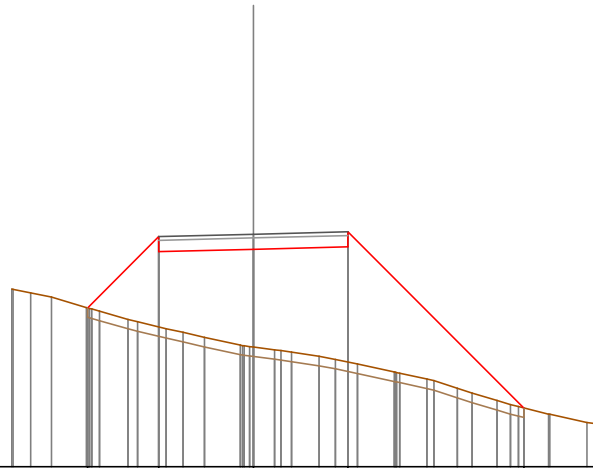


Quote	343.96	343.68	343.64	343.70	341.01
Parziali	2.02	2.50	2.50	5.10	
Sviluppata Par.	2.86	2.50	2.50	7.21	
Sviluppata	0.00	2.86	5.36	7.86	15.07
Progressiva	-4.52	-2.50	0.00	2.50	7.60
Dislivelli	0.00	2.60	2.87	3.35	0.00

Sezione: 100  
 Progressiva: 900.000  
 Q. Progetto: 346.150

Scala H 1/200.00  
 Scala V 1/200.00

340.00

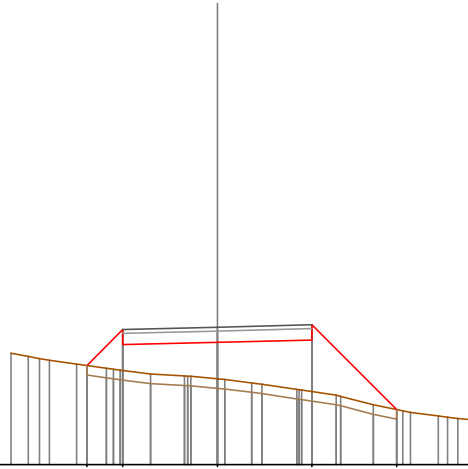


Quote	344.20	343.69	343.75	343.81	341.26
Parziali	1.89	2.50	2.50	4.66	
Sviluppata Par.	2.67	2.50	2.50	6.59	
Sviluppata	0.00	2.67	5.17	7.67	14.26
Progressiva	-4.39	-2.50	0.00	2.50	7.16
Dislivelli	0.00	2.39	2.59	3.04	0.00

Sezione: 101  
 Progressiva: 910.000  
 Q. Progetto: 346.634

Scala H 1/200.00  
 Scala V 1/200.00

343.00

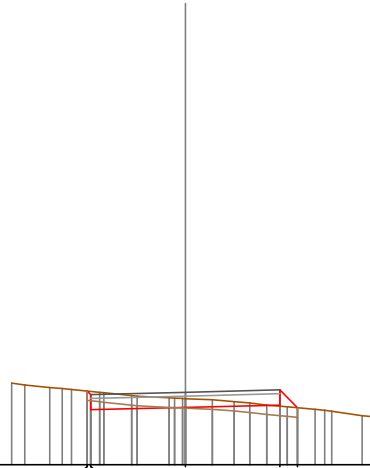


Quote	345.62	346.17	346.23	346.30	344.45
Parziali	0.95	2.50	2.50	2.24	
Sviluppata Par.	1.35	2.50	2.50	3.17	
Sviluppata	0.00	1.35	3.85	6.35	9.52
Progressiva	-3.45	-2.50	0.00	2.50	4.74
Dislivelli	0.00	1.08	0.96	1.37	0.00

Sezione: 102  
 Progressiva: 920.000  
 Q. Progetto: 346.917

Scala H 1/200.00  
 Scala V 1/200.00

345.00

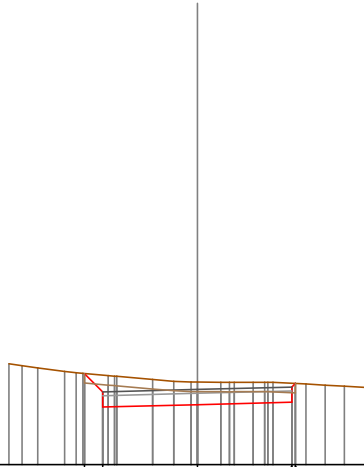


Quote	346.95	346.95	346.92	346.98	346.91
Parziali		2.50	2.50	0.47	
Sviluppata Par.		2.50	2.50	0.67	
Sviluppata	0.00	0.13	2.63	5.13	5.80
Progressiva	-2.59	-2.50	0.00	2.50	2.97
Dislivelli	0.00	-0.09	-0.23	0.03	0.00

Sezione: 103  
 Progressiva: 925.407  
 Q. Progetto: 346.986

Scala H 1/200.00  
 Scala V 1/200.00

345.00

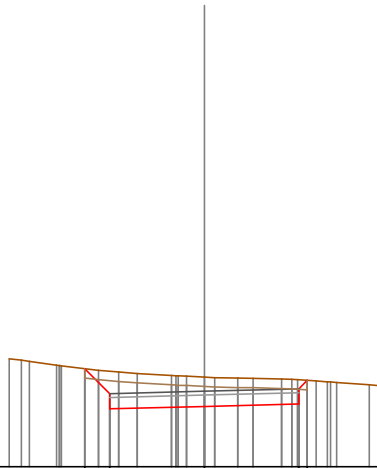


Quote		347.40	346.92	346.99	346.96	347.15
Parziali		0.48	2.50	2.50		
Sviluppata Par.		0.68	2.50	2.50		
Sviluppata		0.00	0.68	3.18	5.68	5.82
Progressiva		-2.98	-2.50	0.00	2.50	2.60
Dislivelli		-0.00	-0.44	-0.59	-0.50	0.00

Sezione: 104  
 Progressiva: 926.957  
 Q. Progetto: 346.995

Scala H 1/200.00  
 Scala V 1/200.00

345.00



Quote		347.90	346.93	346.99	346.96	347.28
Parziali		0.66	2.50	2.50		
Sviluppata Par.		0.94	2.50	2.50		
Sviluppata		0.00	0.94	3.44	5.94	6.26
Progressiva		-3.16	-2.50	0.00	2.50	2.73
Dislivelli		-0.00	-0.59	-0.78	-0.64	0.00

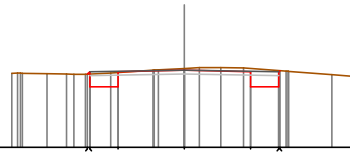
**SEZIONI TRASVERSALI**  
**Profilo longitudinale tratto 25-26**  
**Viabilità di impianto postazione aerogeneratore**  
**WTG13**

<b>DISEGNI DI RIFERIMENTO</b>	
<b>TAVOLA</b>	<b>DESCRIZIONE</b>
WGG-TC8	Viabilità e piazzole - Planimetria di progetto-Fase di cantiere
WGG-TC11-h	Profili longitudinali viabilità di impianto

Sezione: 4  
 Progressiva: 14.305  
 Q. Progetto: 319.040

Scala H 1/200.00  
 Scala V 1/200.00

317.00

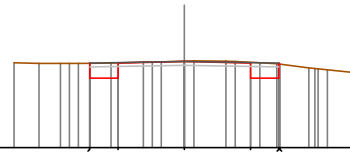


Quote	318.50	318.60	318.60	319.04	318.60	318.60	318.02
Parziali		0.75	1.75	1.75	0.75		
Sviluppata Par.		0.75	1.75	1.75	0.75		
Sviluppata	0.00	2.56	0.00		4.34	5.09	5.13
Progressiva	0.00	-2.50	0.08		1.75	2.50	2.53
Dislivelli	0.00	-0.38	-1.75	-0.04	0.00	-2.59	-0.08

Sezione: 5  
 Progressiva: 20.000  
 Q. Progetto: 319.277

Scala H 1/200.00  
 Scala V 1/200.00

317.00

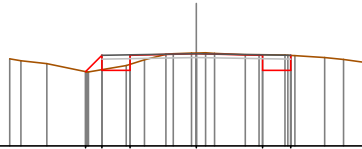


Quote	318.83	318.83	319.28	318.83	318.83	319.20	
Parziali		0.75	1.75	1.75	0.75		
Sviluppata Par.		0.75	1.75	1.75	0.75		
Sviluppata	0.00	2.50	0.75		4.25	5.00	
Progressiva	0.00	-2.50	0.75		1.75	2.50	
Dislivelli	0.00	-0.41	-1.75	-0.01	0.00	-2.50	-0.03

Sezione: 6  
 Progressiva: 24.877  
 Q. Progetto: 319.440

Scala H 1/200.00  
 Scala V 1/200.00

317.00

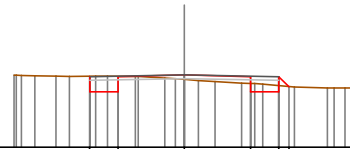


Quote	318.96	319.00	319.00	319.44	319.00	319.00	
Parziali		0.43	0.75	1.75	1.75	0.75	
Sviluppata Par.		0.61	0.75	1.75	1.75	0.75	
Sviluppata	0.00	2.93	0.61		3.11	4.86	
Progressiva	0.00	-2.50	1.36		1.75	2.50	
Dislivelli	0.00	0.38	-0.16	-0.02	0.00	-0.02	-0.40

Sezione: 7  
 Progressiva: 40.000  
 Q. Progetto: 319.913

Scala H 1/200.00  
 Scala V 1/200.00

318.00

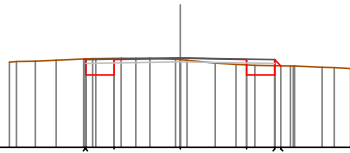


Quote	318.47	318.47	319.91	318.47	318.47	318.96	
Parziali		0.75	1.75	1.75	0.75		
Sviluppata Par.		0.75	1.75	1.75	0.75		
Sviluppata	0.00	2.51	0.75		4.25	5.00	
Progressiva	0.00	-2.51	0.75		1.75	2.50	
Dislivelli	0.00	-0.41	-1.75	-0.12	0.00	-2.76	-0.18

Sezione: 8  
 Progressiva: 59.417  
 Q. Progetto: 320.357

Scala H 1/200.00  
 Scala V 1/200.00

318.00

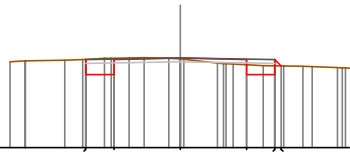


Quote	320.35	319.91	319.91	320.36	319.91	319.91	320.15
Parziali		0.75	1.75	1.75	0.75		
Sviluppata Par.		0.75	1.75	1.75	0.75		
Sviluppata	0.00	0.00	0.03	2.53	4.28	5.03	5.26
Progressiva	-0.00	-2.52	-2.50	-1.75	-1.75	-2.50	-2.66
Dislivelli		-0.02	-0.43	-0.04	-0.14	-0.24	-0.00

Sezione: 9  
 Progressiva: 60.000  
 Q. Progetto: 320.371

Scala H 1/200.00  
 Scala V 1/200.00

318.00

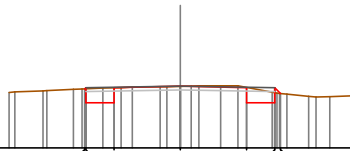


Quote	319.90	319.90	319.90	320.37	319.90	319.90	320.16
Parziali		0.75	1.75	1.75	0.75		
Sviluppata Par.		0.75	1.75	1.75	0.75		
Sviluppata	0.00	0.00	0.75	2.50	4.25	5.00	5.24
Progressiva	0.00	-2.50	-1.75	-1.75	-1.75	-2.50	-2.67
Dislivelli		-0.44	-0.03	0.03	-0.14	-0.24	0.00

Sezione: 10  
 Progressiva: 70.000  
 Q. Progetto: 320.637

Scala H 1/200.00  
 Scala V 1/200.00

319.00

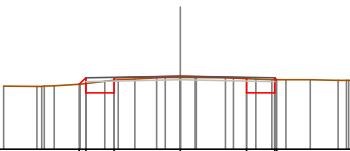


Quote	320.19	320.19	320.19	320.64	320.19	320.19	320.44
Parziali		0.75	1.75	1.75	0.75		
Sviluppata Par.		0.75	1.75	1.75	0.75		
Sviluppata	0.00	0.00	0.04	2.54	4.29	5.04	5.26
Progressiva	0.00	-2.53	-2.50	-1.75	-1.75	-2.50	-2.65
Dislivelli		0.03	-0.40	0.01	-0.01	-0.27	0.00

Sezione: 11  
 Progressiva: 80.000  
 Q. Progetto: 320.937

Scala H 1/200.00  
 Scala V 1/200.00

319.00

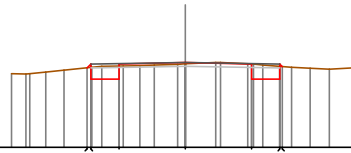


Quote	320.72	320.48	320.48	320.94	320.48	320.48	320.84
Parziali		0.75	1.75	1.75	0.75		
Sviluppata Par.		0.75	1.75	1.75	0.75		
Sviluppata	0.00	0.00	0.25	2.75	4.50	5.25	5.32
Progressiva	0.00	-2.68	-2.50	-1.75	-1.75	-2.50	-2.55
Dislivelli		0.15	-0.34	0.03	-0.02	-0.35	0.00

Sezione: 12  
 Progressiva: 90.000  
 Q. Progetto: 321.244

Scala H 1/200.00  
 Scala V 1/200.00

319.00

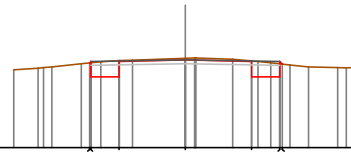


Quote	321.10	320.80	320.80	321.24	320.80	320.80	321.13
Parziali	0.75	1.75	1.75	0.75			
Sviluppata Par.	0.75	1.75	1.75	0.75			
Sviluppata	0.00	0.14	0.89	2.64	4.39	5.14	5.24
Progressiva	-2.60	-2.50	-1.75	0.00	1.75	2.50	2.57
Dislivelli	0.00	-0.35	-0.04	-0.00	-0.00	-0.34	-0.00

Sezione: 13  
 Progressiva: 92.149  
 Q. Progetto: 321.318

Scala H 1/200.00  
 Scala V 1/200.00

319.00

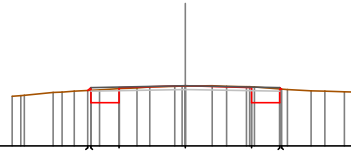


Quote	321.24	320.87	320.87	321.32	320.87	320.87	321.21
Parziali	0.75	1.75	1.75	0.75			
Sviluppata Par.	0.75	1.75	1.75	0.75			
Sviluppata	0.00	0.05	0.80	2.55	4.30	5.05	5.15
Progressiva	-2.53	-2.50	-1.75	0.00	1.75	2.50	2.57
Dislivelli	0.00	-0.03	-0.42	-0.05	-0.02	-0.34	0.00

Sezione: 14  
 Progressiva: 100.000  
 Q. Progetto: 321.589

Scala H 1/200.00  
 Scala V 1/200.00

320.00

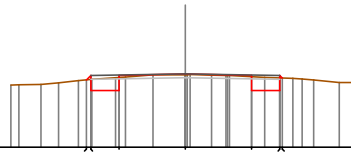


Quote	321.45	321.15	321.15	321.59	321.15	321.15	321.59
Parziali	0.75	1.75	1.75	0.75			
Sviluppata Par.	0.75	1.75	1.75	0.75			
Sviluppata	0.00	0.11	0.86	2.62	4.37	5.12	5.18
Progressiva	-2.56	-2.50	-1.75	0.00	1.75	2.50	2.55
Dislivelli	0.00	0.08	-0.37	0.01	-0.02	-0.36	0.00

Sezione: 15  
 Progressiva: 110.000  
 Q. Progetto: 321.942

Scala H 1/200.00  
 Scala V 1/200.00

320.00

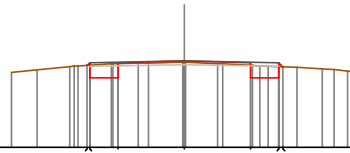


Quote	321.76	321.50	321.50	321.94	321.50	321.50	321.83
Parziali	0.75	1.75	1.75	0.75			
Sviluppata Par.	0.75	1.75	1.75	0.75			
Sviluppata	0.00	0.16	0.91	2.66	4.41	5.16	5.26
Progressiva	-2.62	-2.50	-1.75	0.00	1.75	2.50	2.57
Dislivelli	-0.00	0.10	-0.35	0.02	-0.03	-0.34	0.00

Sezione: 16  
 Progressiva: 120.000  
 Q. Progetto: 322.280

Scala H 1/200.00  
 Scala V 1/200.00

320.00

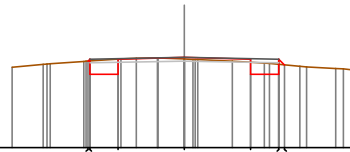


Quote	322.16	321.84	321.84	322.28	321.84	321.84	322.13
Parziali		0.75	1.75	1.75	0.75		
Sviluppata Par.		0.75	1.75	1.75	0.75		
Sviluppata	0.00	2.57	4.35	5.10	5.26		
Progressiva	-0.00	-0.07	-0.37	-1.75	0.00	-2.60	-0.07
Dislivelli		0.07	0.10	0.88	0.00	2.60	0.07

Sezione: 17  
 Progressiva: 124.880  
 Q. Progetto: 322.383

Scala H 1/200.00  
 Scala V 1/200.00

320.00



Quote	322.29	321.94	321.94	322.38	321.94	321.94	322.19
Parziali		0.75	1.75	1.75	0.75		
Sviluppata Par.		0.75	1.75	1.75	0.75		
Sviluppata	0.00	2.55	4.33	5.08	5.29		
Progressiva	-0.00	-0.05	-0.40	-1.75	0.04	-2.58	-0.08
Dislivelli		0.05	0.82	0.07	2.58	0.04	0.08

Sezione: 18  
 Progressiva: 140.000  
 Q. Progetto: 322.400

Scala H 1/200.00  
 Scala V 1/200.00

320.00

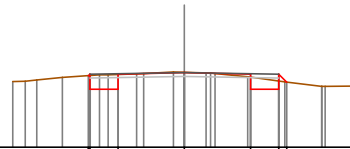


Quote	322.33	321.96	321.96	322.40	321.96	321.96	322.08
Parziali		0.75	1.75	1.75	0.75		
Sviluppata Par.		0.75	1.75	1.75	0.75		
Sviluppata	0.00	2.53	4.29	5.04	5.44		
Progressiva	-0.00	-0.03	-0.43	-1.75	-0.02	-2.54	-0.10
Dislivelli		0.03	0.79	0.04	2.54	0.02	0.10

Sezione: 19  
 Progressiva: 160.000  
 Q. Progetto: 321.976

Scala H 1/200.00  
 Scala V 1/200.00

320.00



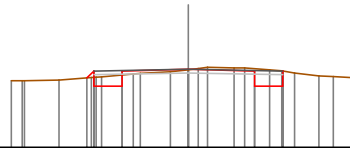
Quote	321.89	321.53	321.53	321.96	321.53	321.53	321.73
Parziali		0.75	1.75	1.75	0.75		
Sviluppata Par.		0.75	1.75	1.75	0.75		
Sviluppata	0.00	2.54	4.30	5.05	5.35		
Progressiva	-0.00	-0.04	-0.40	-1.75	-0.01	-2.55	-0.07
Dislivelli		0.04	0.80	0.05	2.55	0.01	0.07



Sezione: 20  
 Progressiva: 180.000  
 Q. Progetto: 321.059

Scala H 1/200.00  
 Scala V 1/200.00

319.00

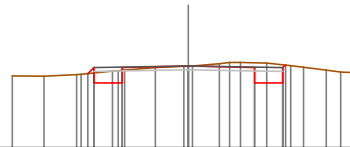


Quote	320.85	320.62	320.62	321.06	320.62	320.62
Parziali	0.00	0.75	1.75	1.75	0.75	
Sviluppata Par.	0.00	0.75	1.75	1.75	0.75	
Sviluppata	0.00	0.26	2.76	4.51	5.26	
Progressiva	-2.68	-2.50	-1.75	0.00	1.75	2.50
Dislivelli	-0.00	-0.17	-0.30	-0.01	-0.06	-0.40

Sezione: 21  
 Progressiva: 194.719  
 Q. Progetto: 320.156

Scala H 1/200.00  
 Scala V 1/200.00

318.00

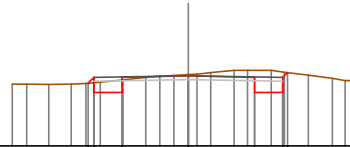


Quote	319.96	319.71	319.71	320.16	319.71	319.71
Parziali	0.00	0.75	1.75	1.75	0.75	
Sviluppata Par.	0.00	0.75	1.75	1.75	0.75	
Sviluppata	0.00	0.22	2.72	4.47	5.22	
Progressiva	-2.66	-2.50	-1.75	0.00	1.75	2.50
Dislivelli	0.00	0.14	-0.33	0.00	-0.13	-0.48

Sezione: 22  
 Progressiva: 200.000  
 Q. Progetto: 319.858

Scala H 1/200.00  
 Scala V 1/200.00

318.00

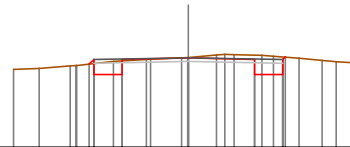


Quote	319.96	319.41	319.41	319.86	319.41	319.41
Parziali	0.00	0.75	1.75	1.75	0.75	
Sviluppata Par.	0.00	0.75	1.75	1.75	0.75	
Sviluppata	0.00	0.22	2.72	4.47	5.22	
Progressiva	-2.65	-2.50	-1.75	0.00	1.75	2.50
Dislivelli	0.00	0.14	-0.33	-0.03	-0.18	-0.54

Sezione: 23  
 Progressiva: 210.000  
 Q. Progetto: 319.369

Scala H 1/200.00  
 Scala V 1/200.00

317.00

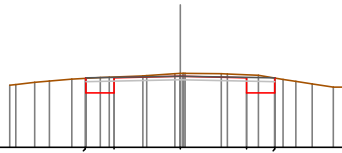


Quote	319.25	318.92	318.92	319.37	318.92	318.92
Parziali	0.00	0.75	1.75	1.75	0.75	
Sviluppata Par.	0.00	0.75	1.75	1.75	0.75	
Sviluppata	0.00	0.18	2.68	4.43	5.18	
Progressiva	-2.62	-2.50	-1.75	0.00	1.75	2.50
Dislivelli	0.00	0.11	-0.36	-0.01	-0.11	-0.47

Sezione: 24  
 Progressiva: 220.000  
 Q. Progetto: 318.881

Scala H 1/200.00  
 Scala V 1/200.00

317.00

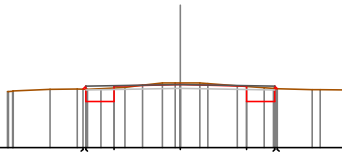


Quote		318.44	318.44	318.88	318.44	318.44
Parziali		0.75	1.75	1.75	0.75	
Sviluppata Par.		0.75	1.75	1.75	0.75	
Sviluppata		0.00	0.75	2.50	4.25	5.00
Progressiva		2.52	-1.75	0.00	1.75	2.50
Dislivelli		-0.00	-0.42	-0.07	-0.08	-0.39

Sezione: 25  
 Progressiva: 224.297  
 Q. Progetto: 318.666

Scala H 1/200.00  
 Scala V 1/200.00

317.00

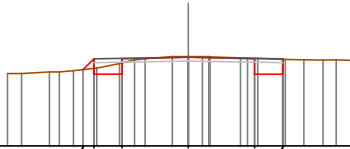


Quote		318.36	318.22	318.67	318.22	318.36
Parziali		0.75	1.75	1.75	0.75	
Sviluppata Par.		0.75	1.75	1.75	0.75	
Sviluppata		0.00	0.11	2.61	4.36	5.20
Progressiva		2.58	-2.50	0.00	1.75	2.50
Dislivelli		0.00	-0.36	-0.04	0.01	-0.34

Sezione: 26  
 Progressiva: 230.000  
 Q. Progetto: 318.345

Scala H 1/200.00  
 Scala V 1/200.00

316.00

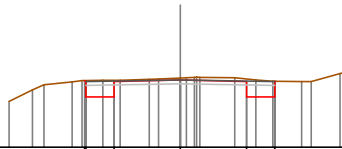


Quote		318.02	317.90	318.35	317.90	317.90
Parziali		0.50	0.75	1.75	1.75	0.75
Sviluppata Par.		0.50	0.75	1.75	1.75	0.75
Sviluppata		0.00	0.40	2.90	4.65	5.40
Progressiva		-2.78	-2.50	0.00	1.75	2.50
Dislivelli		-0.00	0.23	-0.02	-0.02	-0.39

Sezione: 27  
 Progressiva: 240.000  
 Q. Progetto: 317.779

Scala H 1/200.00  
 Scala V 1/200.00

316.00

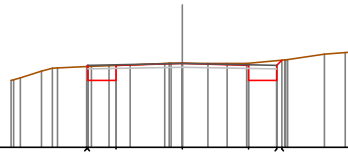


Quote		317.76	317.33	317.76	317.33	317.33
Parziali		0.75	1.75	1.75	0.75	
Sviluppata Par.		0.75	1.75	1.75	0.75	
Sviluppata		0.00	0.04	2.54	4.29	5.04
Progressiva		-2.53	-2.50	0.00	1.75	2.50
Dislivelli		0.00	-0.03	-0.06	-0.07	-0.41

Sezione: 28  
 Progressiva: 250.000  
 Q. Progetto: 317.212

Scala H 1/200.00  
 Scala V 1/200.00

315.00

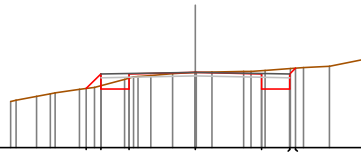


Quote		317.14	316.77	316.77	317.21	316.77	316.77	317.30
Parziali		0.75	1.75	1.75	0.75			
Sviluppata Par.		0.75	1.75	1.75	0.75			
Sviluppata		0.00	0.05	0.80	2.55	4.30	5.05	5.23
Progressiva		2.53	2.50	1.75	0.00	1.75	2.50	2.63
Dislivelli		0.00	0.03	-0.39	-0.01	-0.05	-0.52	0.00

Sezione: 29  
 Progressiva: 253.874  
 Q. Progetto: 316.992

Scala H 1/200.00  
 Scala V 1/200.00

315.00



Quote		316.96	316.95	316.95	316.99	316.95	317.10	
Parziali		0.99	0.75	1.75	1.75	0.75		
Sviluppata Par.		0.55	0.75	1.75	1.75	0.75		
Sviluppata		0.00	0.55	1.30	3.05	4.80	5.55	
Progressiva		2.89	2.50	1.75	0.00	1.75	2.50	
Dislivelli		0.00	0.31	-0.29	0.00	-0.09	-0.54	0.00

Sezione: 30  
 Progressiva: 260.000  
 Q. Progetto: 316.645

Scala H 1/200.00  
 Scala V 1/200.00

315.00

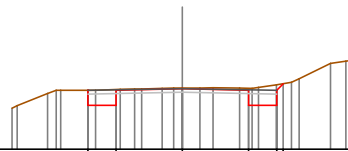


Quote		316.20	316.20	316.65	316.20	316.20	316.71
Parziali		0.75	1.75	1.75	0.75		
Sviluppata Par.		0.75	1.75	1.75	0.75		
Sviluppata		0.00	0.75	2.50	4.25	5.00	5.15
Progressiva		2.52	1.75	0.00	1.75	2.50	2.61
Dislivelli		0.00	-0.41	-0.05	-0.11	-0.50	-0.00

Sezione: 31  
 Progressiva: 280.000  
 Q. Progetto: 315.607

Scala H 1/200.00  
 Scala V 1/200.00

314.00

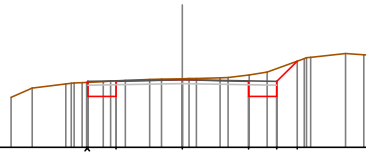


Quote		315.16	315.16	316.61	315.16	315.16	316.73
Parziali		0.75	1.75	1.75	0.75		
Sviluppata Par.		0.75	1.75	1.75	0.75		
Sviluppata		0.00	0.75	2.50	4.25	5.00	5.24
Progressiva		2.50	1.75	0.00	1.75	2.50	2.67
Dislivelli		0.00	-0.42	-0.01	-0.05	-0.54	-0.00

Sezione: 32  
 Progressiva: 300.000  
 Q. Progetto: 314.784

Scala H 1/200.00  
 Scala V 1/200.00

313.00

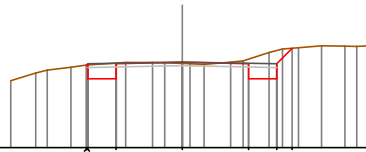


Quote	314.71	314.34	314.34	314.78	314.34	314.34	314.28
Parziali	0.75	1.75	1.75	0.75	0.54		
Sviluppata Par.	0.75	1.75	1.75	0.75	0.76		
Sviluppata	0.00	0.04	0.73	2.54	4.29	5.04	5.80
Progressiva	2.53	2.50	1.75	0.00	1.75	2.50	3.04
Dislivelli	0.00	0.03	-0.41	-0.03	-0.17	-0.74	-0.00

Sezione: 33  
 Progressiva: 320.000  
 Q. Progetto: 314.264

Scala H 1/200.00  
 Scala V 1/200.00

312.00

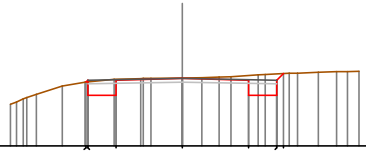


Quote	314.18	313.82	313.82	314.26	313.82	313.82	314.63
Parziali	0.75	1.75	1.75	0.75	0.41		
Sviluppata Par.	0.75	1.75	1.75	0.75	0.58		
Sviluppata	0.00	0.06	0.81	2.56	4.31	5.06	5.63
Progressiva	2.54	2.50	1.75	0.00	1.75	2.50	2.91
Dislivelli	0.00	0.04	-0.41	0.04	-0.12	-0.75	0.00

Sezione: 34  
 Progressiva: 340.000  
 Q. Progetto: 313.784

Scala H 1/200.00  
 Scala V 1/200.00

312.00

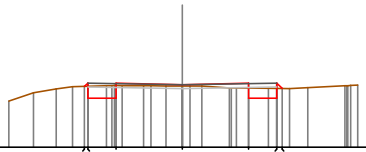


Quote	313.86	313.34	313.34	313.78	313.34	313.34	313.91
Parziali	0.75	1.75	1.75	0.75	0.75		
Sviluppata Par.	0.75	1.75	1.75	0.75	0.75		
Sviluppata	0.00	0.07	0.82	2.57	4.32	5.07	5.32
Progressiva	2.55	2.50	1.75	0.00	1.75	2.50	2.67
Dislivelli	0.00	0.04	-0.42	-0.02	-0.12	-0.57	-0.00

Sezione: 35  
 Progressiva: 357.356  
 Q. Progetto: 313.653

Scala H 1/200.00  
 Scala V 1/200.00

312.00

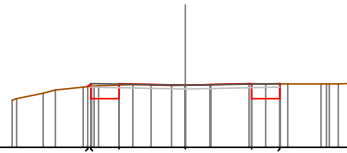


Quote	313.61	313.30	313.30	313.65	313.30	313.30	313.96
Parziali	0.75	1.75	1.75	0.75	0.75		
Sviluppata Par.	0.75	1.75	1.75	0.75	0.75		
Sviluppata	0.00	0.12	0.87	2.62	4.37	5.12	5.32
Progressiva	2.59	2.50	1.75	0.00	1.75	2.50	2.64
Dislivelli	0.00	0.08	-0.34	0.03	-0.13	-0.26	0.00

Sezione: 36  
 Progressiva: 359.135  
 Q. Progetto: 313.642

Scala H 1/200.00  
 Scala V 1/200.00

312.00

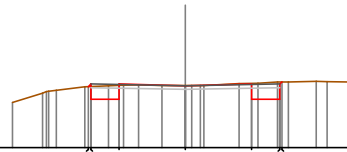


Quote	313.60	313.29	313.29	313.64	313.29	313.29
Parziali	0.75	1.75	1.75	0.75		
Sviluppata Par.	0.75	1.75	1.75	0.75		
Sviluppata	0.00	0.12	0.87	2.62	4.37	5.12
Progressiva	-2.58	-2.50	-1.75	0.00	1.75	2.50
Dislivelli	-0.00	-0.07	-0.36	0.00	-0.00	-0.39

Sezione: 37  
 Progressiva: 360.000  
 Q. Progetto: 313.637

Scala H 1/200.00  
 Scala V 1/200.00

312.00

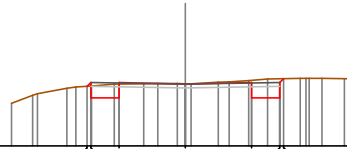


Quote	313.61	313.28	313.28	313.64	313.28	313.28
Parziali	0.75	1.75	1.75	0.75		
Sviluppata Par.	0.75	1.75	1.75	0.75		
Sviluppata	0.00	0.10	0.88	2.60	4.35	5.10
Progressiva	-2.57	-2.50	-1.75	0.00	1.75	2.50
Dislivelli	-0.00	-0.07	-0.37	-0.00	-0.02	-0.45

Sezione: 38  
 Progressiva: 360.913  
 Q. Progetto: 313.632

Scala H 1/200.00  
 Scala V 1/200.00

312.00

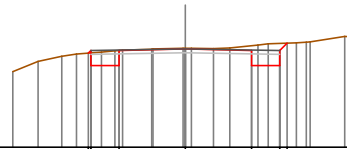


Quote	313.58	313.28	313.28	313.60	313.28	313.28
Parziali	0.75	1.75	1.75	0.75		
Sviluppata Par.	0.75	1.75	1.75	0.75		
Sviluppata	0.00	0.14	0.89	2.64	4.39	5.14
Progressiva	-2.60	-2.50	-1.75	0.00	1.75	2.50
Dislivelli	0.00	0.09	-0.36	-0.02	-0.06	-0.50

Sezione: 39  
 Progressiva: 380.000  
 Q. Progetto: 313.604

Scala H 1/200.00  
 Scala V 1/200.00

311.00

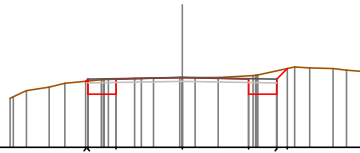


Quote	313.66	313.16	313.16	313.60	313.16	313.16
Parziali	0.75	1.75	1.75	0.75		
Sviluppata Par.	0.75	1.75	1.75	0.75		
Sviluppata	0.00	0.10	0.85	2.60	4.35	5.10
Progressiva	-2.57	-2.50	-1.75	0.00	1.75	2.50
Dislivelli	-0.00	0.06	-0.40	-0.01	-0.13	-0.59

Sezione: 40  
 Progressiva: 400.000  
 Q. Progetto: 313.844

Scala H 1/200.00  
 Scala V 1/200.00

312.00

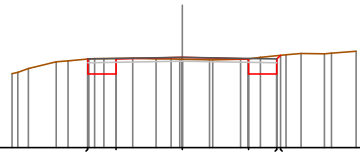


Quote	313.75	313.40	313.40	313.84	313.40	313.40	314.08
Parziali	0.75	1.75	1.75	0.75	0.28		
Sviluppata Par.	0.75	1.75	1.75	0.75	0.28		
Sviluppata	0.00	0.08	2.58	4.33	5.08	5.47	
Progressiva	-2.55	-2.50	-1.75	0.00	1.75	2.50	2.78
Dislivelli	0.00	-0.05	-0.40	-0.00	-0.09	-0.62	-0.00

Sezione: 41  
 Progressiva: 420.000  
 Q. Progetto: 314.388

Scala H 1/200.00  
 Scala V 1/200.00

312.00

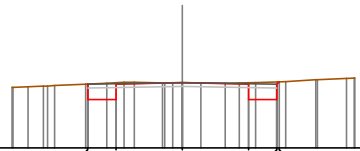


Quote	313.94	313.94	314.39	313.94	313.94	314.44
Parziali	0.75	1.75	1.75	0.75		
Sviluppata Par.	0.75	1.75	1.75	0.75		
Sviluppata	0.00	0.75	2.50	4.25	5.00	5.14
Progressiva	-2.50	-1.75	0.00	1.75	2.50	2.60
Dislivelli	0.00	-0.41	0.05	-0.00	-0.49	0.00

Sezione: 42  
 Progressiva: 440.000  
 Q. Progetto: 314.726

Scala H 1/200.00  
 Scala V 1/200.00

313.00



Quote	314.28	314.28	314.73	314.28	314.28	314.75
Parziali	0.75	1.75	1.75	0.75		
Sviluppata Par.	0.75	1.75	1.75	0.75		
Sviluppata	0.00	0.75	2.50	4.25	5.00	5.09
Progressiva	-2.50	-1.75	0.00	1.75	2.50	2.56
Dislivelli	0.00	-0.44	0.01	-0.04	-0.46	0.00

Sezione: 43  
 Progressiva: 460.000  
 Q. Progetto: 314.935

Scala H 1/200.00  
 Scala V 1/200.00

313.00

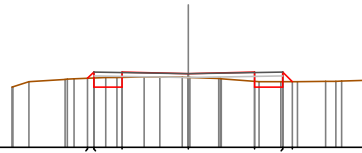


Quote	314.48	314.48	314.93	314.48	314.48	314.77
Parziali	0.75	1.75	1.75	0.75		
Sviluppata Par.	0.75	1.75	1.75	0.75		
Sviluppata	0.00	0.75	2.50	4.25	5.00	5.17
Progressiva	-2.52	-1.75	0.00	1.75	2.50	2.62
Dislivelli	0.00	-0.40	0.07	-0.09	-0.28	0.00

Sezione: 44  
 Progressiva: 461.578  
 Q. Progetto: 314.944

Scala H 1/200.00  
 Scala V 1/200.00

313.00

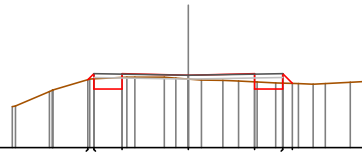


Quote		314.82	314.59	314.94	314.59	314.73
Parziali		0.75	1.75	1.75	0.75	
Sviluppata Par.		0.75	1.75	1.75	0.75	
Sviluppata		0.00	0.23	2.73	4.48	5.59
Progressiva		-2.66	-2.50	0.00	1.75	2.50
Dislivelli		0.00	-0.16	-0.26	-0.10	-0.24

Sezione: 45  
 Progressiva: 470.000  
 Q. Progetto: 314.909

Scala H 1/200.00  
 Scala V 1/200.00

313.00



Quote		314.90	314.65	314.91	314.65	314.70
Parziali		0.75	1.75	1.75	0.75	
Sviluppata Par.		0.75	1.75	1.75	0.75	
Sviluppata		0.00	0.22	2.72	4.47	5.58
Progressiva		-2.65	-2.50	0.00	1.75	2.50
Dislivelli		0.00	-0.14	-0.30	-0.10	-0.21

Sezione: 45  
 Progressiva: 470.000  
 Q. Progetto: 314.909

Scala H 1/200.00  
 Scala V 1/200.00

313.00

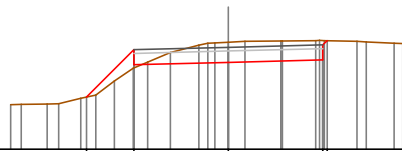


Quote		314.82	314.65	314.91	314.65	314.70
Parziali			2.50	2.50		
Sviluppata Par.			2.50	2.50		
Sviluppata		0.00	0.04	2.55	5.05	5.43
Progressiva		-2.53	-2.50	0.00	2.50	2.77
Dislivelli		0.00	0.03	-0.30	-0.13	-0.00

Sezione: 46  
 Progressiva: 480.000  
 Q. Progetto: 314.699

Scala H 1/200.00  
 Scala V 1/200.00

312.00

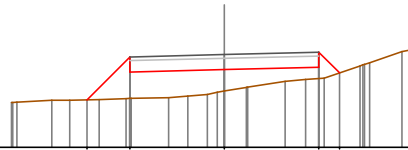


Quote		314.38	314.24	314.90	314.38	314.87
Parziali		1.25	2.50	2.50		
Sviluppata Par.		1.77	2.50	2.50		
Sviluppata		0.00	1.77	4.27	6.78	6.94
Progressiva		-3.75	-2.50	0.00	2.50	2.61
Dislivelli		0.00	-0.48	-0.53	-0.52	-0.00

Sezione: 47  
 Progressiva: 490.000  
 Q. Progetto: 314.451

Scala H 1/200.00  
 Scala V 1/200.00

312.00

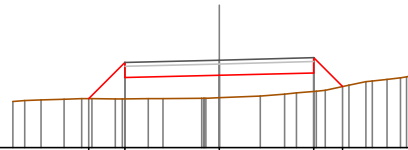


Quote	313.26	313.96	314.06	314.11	313.97
Parziali	1.13	2.50	2.50	0.55	
Sviluppata Par.	1.60	2.50	2.50	0.77	
Sviluppata	0.00	1.60	4.11	6.61	7.38
Progressiva	-3.63	-2.50	0.00	2.50	3.05
Dislivelli	-0.00	-1.10	-0.57	-0.30	-0.00

Sezione: 48  
 Progressiva: 495.610  
 Q. Progetto: 314.313

Scala H 1/200.00  
 Scala V 1/200.00

312.00

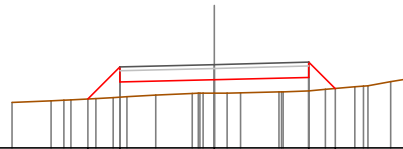


Quote	313.29	313.85	313.91	313.96	313.82
Parziali	0.96	2.50	2.50	0.76	
Sviluppata Par.	1.35	2.50	2.50	1.07	
Sviluppata	0.00	1.35	3.85	6.36	7.43
Progressiva	-3.46	-2.50	0.00	2.50	3.26
Dislivelli	-0.00	-0.96	-0.59	-0.49	-0.00

Sezione: 49  
 Progressiva: 500.000  
 Q. Progetto: 314.204

Scala H 1/200.00  
 Scala V 1/200.00

312.00

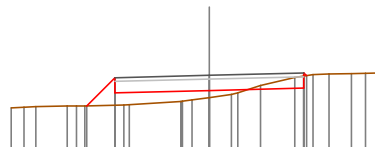


Quote	313.29	313.74	313.80	313.87	313.87
Parziali	0.85	2.50	2.50	0.70	
Sviluppata Par.	1.20	2.50	2.50	0.98	
Sviluppata	0.00	1.20	3.70	6.20	7.18
Progressiva	-3.35	-2.50	0.00	2.50	3.20
Dislivelli	-0.00	-0.80	-0.35	-0.36	-0.00

Sezione: 50  
 Progressiva: 510.000  
 Q. Progetto: 313.957

Scala H 1/200.00  
 Scala V 1/200.00

312.00



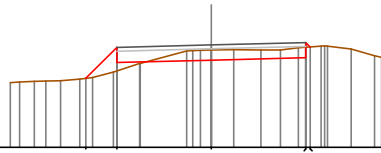
Quote	313.15	313.48	313.96	313.62	313.96
Parziali	0.74	2.50	2.50		
Sviluppata Par.	1.05	2.50	2.50		
Sviluppata	0.00	1.05	3.55	6.05	6.15
Progressiva	-3.24	-2.50	0.00	2.50	2.57
Dislivelli	-0.00	-0.73	-0.19	-0.32	-0.00



Sezione: 51  
 Progressiva: 520.000  
 Q. Progetto: 313.703

Scala H 1/200.00  
 Scala V 1/200.00

311.00

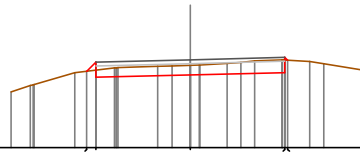


Quote		312.82	313.24	313.30	313.37	313.65
Parziali		0.82	2.50	2.50		
Sviluppata Par.		1.15	2.50	2.50		
Sviluppata		0.00	1.15	3.66	6.16	6.32
Progressiva		-3.32	-2.50	0.00	2.50	2.62
Dislivelli		-0.00	0.63	-0.26	-0.28	0.00

Sezione: 52  
 Progressiva: 529.643  
 Q. Progetto: 313.321

Scala H 1/200.00  
 Scala V 1/200.00

311.00

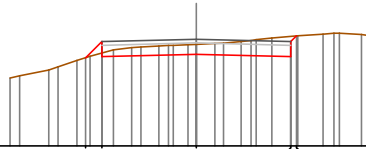


Quote		313.02	313.26	313.26	313.31	313.31
Parziali		0.26	2.50	2.50		
Sviluppata Par.		0.35	2.50	2.50		
Sviluppata		0.00	0.34	2.84	5.34	5.45
Progressiva		-2.74	-2.50	0.00	2.50	2.58
Dislivelli		-0.00	0.21	-0.25	-0.33	0.00

Sezione: 53  
 Progressiva: 540.000  
 Q. Progetto: 312.823

Scala H 1/200.00  
 Scala V 1/200.00

310.00

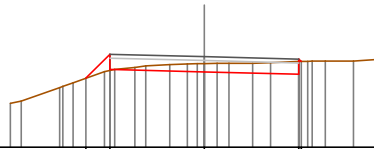


Quote		312.33	312.36	312.42	312.36	312.31
Parziali		0.43	2.50	2.50		
Sviluppata Par.		0.61	2.50	2.50		
Sviluppata		0.00	0.61	3.11	5.61	5.82
Progressiva		-2.93	-2.50	0.00	2.50	2.65
Dislivelli		0.00	0.30	-0.27	-0.54	0.00

Sezione: 54  
 Progressiva: 548.361  
 Q. Progetto: 312.396

Scala H 1/200.00  
 Scala V 1/200.00

310.00

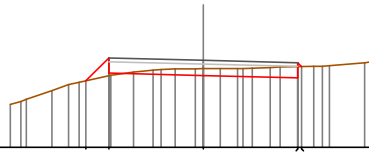


Quote		311.63	312.06	312.00	311.60	312.27
Parziali		0.63	2.50	2.50		
Sviluppata Par.		0.89	2.50	2.50		
Sviluppata		0.00	0.89	3.39	5.89	5.98
Progressiva		-3.13	-2.50	0.00	2.50	2.56
Dislivelli		0.00	0.42	-0.22	-0.34	0.00

Sezione: 55  
 Progressiva: 550.000  
 Q. Progetto: 312.298

Scala H 1/200.00  
 Scala V 1/200.00

310.00

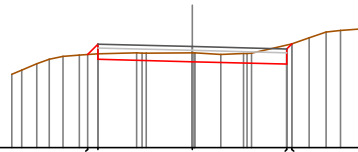


Quote		311.76 311.96		311.90		311.84 312.13
Parziali		0.60	2.50		2.50	
Sviluppata Par.		0.86	2.50		2.50	
Sviluppata		0.00 -0.47	0.00 -2.50	0.86		-0.30 0.00
Progressiva		-3.10		0.00		2.50 2.60
Dislivelli		-0.00		-0.18		-0.30 0.00

Sezione: 56  
 Progressiva: 560.000  
 Q. Progetto: 311.671

Scala H 1/200.00  
 Scala V 1/200.00

309.00

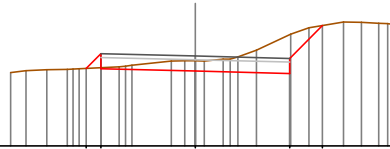


Quote		311.46 311.33		311.27		311.21 311.74
Parziali		0.27	2.50		2.50	
Sviluppata Par.		0.39	2.50		2.50	
Sviluppata		0.00 0.25	0.00 2.50	0.39		5.39 2.63
Progressiva		-2.77		0.00		2.50 2.63
Dislivelli		-0.00		-0.23		-0.50 0.00

Sezione: 57  
 Progressiva: 564.686  
 Q. Progetto: 311.379

Scala H 1/200.00  
 Scala V 1/200.00

309.00

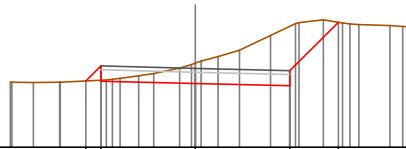


Quote		311.06 311.04		310.98		310.92 312.18
Parziali		0.39	2.50		2.50	0.87
Sviluppata Par.		0.55	2.50		2.50	1.22
Sviluppata		0.00 0.37	0.00 2.50	0.55		5.55 3.37
Progressiva		-2.89		0.00		2.50 3.37
Dislivelli		-0.00		-0.27		-1.03 -0.00

Sezione: 58  
 Progressiva: 570.000  
 Q. Progetto: 311.087

Scala H 1/200.00  
 Scala V 1/200.00

309.00

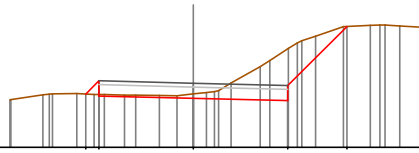


Quote		310.76 310.75		310.69		310.62 312.31
Parziali		0.39	2.50		2.50	1.28
Sviluppata Par.		0.56	2.50		2.50	1.82
Sviluppata		0.00 0.37	0.00 2.50	0.56		5.56 3.78
Progressiva		-2.89		0.00		2.50 3.78
Dislivelli		-0.00		-0.54		-1.57 0.00

Sezione: 59  
 Progressiva: 580.000  
 Q. Progetto: 310.693

Scala H 1/200.00  
 Scala V 1/200.00

309.00

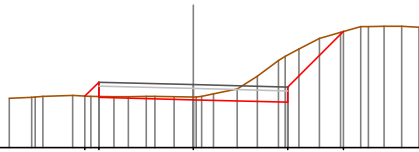


Quote	310.41 310.26	310.26	310.23	312.19
Parziali	0.35	2.50	2.50	1.56
Sviluppata Par.	0.49	2.50	2.50	2.21
Sviluppata	0.00 0.49		2.99	5.49 7.70
Progressiva	2.85 2.50	0.00	2.50	4.06 7.70
Dislivelli	0.00 -0.36	-0.12	-1.37	-0.00

Sezione: 60  
 Progressiva: 581.010  
 Q. Progetto: 310.664

Scala H 1/200.00  
 Scala V 1/200.00

309.00

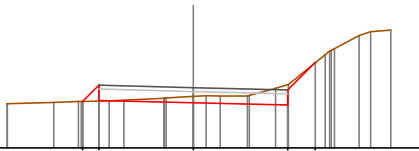


Quote	310.26 310.23	310.26	310.20	312.07
Parziali	0.37	2.50	2.50	1.47
Sviluppata Par.	0.52	2.50	2.50	2.08
Sviluppata	0.00 0.52		3.02	5.52 7.60
Progressiva	2.87 2.50	0.00	2.50	3.97 7.60
Dislivelli	0.00 -0.38	-0.08	-1.25	-0.00

Sezione: 61  
 Progressiva: 583.821  
 Q. Progetto: 310.595

Scala H 1/200.00  
 Scala V 1/200.00

309.00

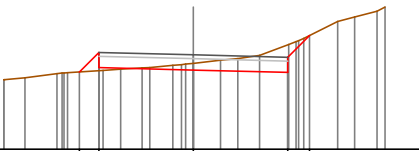


Quote	310.23 310.26	310.19	310.13	311.26
Parziali	0.43	2.50	2.50	0.73
Sviluppata Par.	0.61	2.50	2.50	1.03
Sviluppata	0.00 0.61		3.11	5.61 6.63
Progressiva	2.93 2.50	0.00	2.50	3.23 6.63
Dislivelli	0.00 -0.42	-0.17	-0.54	-0.00

Sezione: 62  
 Progressiva: 590.000  
 Q. Progetto: 310.498

Scala H 1/200.00  
 Scala V 1/200.00

308.00

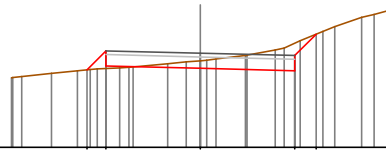


Quote	310.08 310.18	310.10	310.04	311.01
Parziali	0.51	2.50	2.50	0.57
Sviluppata Par.	0.73	2.50	2.50	0.81
Sviluppata	0.00 0.73		3.23	5.73 6.54
Progressiva	3.01 2.50	0.00	2.50	3.07 6.54
Dislivelli	-0.00 -0.48	-0.18	-0.73	-0.00

Sezione: 63  
 Progressiva: 591.499  
 Q. Progetto: 310.486

Scala H 1/200.00  
 Scala V 1/200.00

308.00

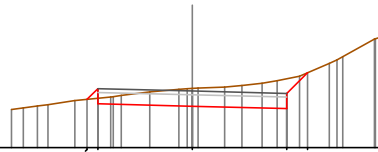


Quote	310.05	310.15	310.00	310.02	310.09
Parziali	0.50	2.50	2.50	0.56	
Sviluppata Par.	0.71	2.50	2.50	0.80	
Sviluppata	0.00 + 0.00	0.71	-0.21	5.71	6.50
Progressiva	-3.00 + 2.50	-2.50	0.00	2.50 + 3.06	
Dislivelli	-0.00 + 0.47	-0.47	-0.20	-0.73 + 0.00	3.06

Sezione: 64  
 Progressiva: 599.178  
 Q. Progetto: 310.495

Scala H 1/200.00  
 Scala V 1/200.00

309.00

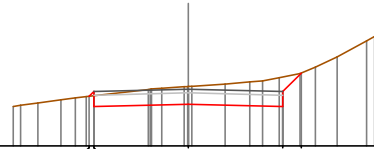


Quote	310.27	310.16	310.10	310.03	310.08
Parziali	0.28	2.50	2.50	0.55	
Sviluppata Par.	0.46	2.50	2.50	0.78	
Sviluppata	0.00 + 0.00	0.40	-0.90	5.40	6.18
Progressiva	-2.78 + 2.50	-2.50	0.00	2.50 + 3.05	
Dislivelli	0.00 + 0.25	0.25	-0.47	-0.79 + 0.00	3.05

Sezione: 65  
 Progressiva: 600.000  
 Q. Progetto: 310.503

Scala H 1/200.00  
 Scala V 1/200.00

309.00

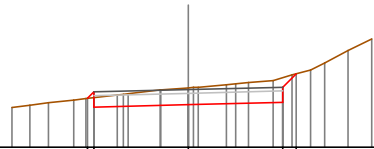


Quote	310.31	310.04	310.00	310.04	310.03
Parziali		2.50	2.50	0.49	
Sviluppata Par.		2.50	2.50	0.69	
Sviluppata	0.00 + 0.00	0.18	2.68	5.18	5.87
Progressiva	-2.63 + 2.50	-2.50	0.00	2.50 + 2.99	
Dislivelli	0.00 + 0.11	0.11	-0.47	-0.78 + 0.00	2.99

Sezione: 66  
 Progressiva: 601.986  
 Q. Progetto: 310.527

Scala H 1/200.00  
 Scala V 1/200.00

309.00

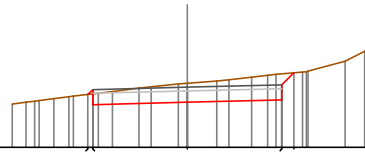


Quote	310.30	310.08	310.03	310.03	310.04
Parziali		2.50	2.50	0.36	
Sviluppata Par.		2.50	2.50	0.50	
Sviluppata	0.00 + 0.00	0.24	2.74	5.24	5.74
Progressiva	-2.67 + 2.50	-2.50	0.00	2.50 + 2.86	
Dislivelli	-0.00 + 0.15	0.15	-0.45	-0.65 + 0.00	2.86

Sezione: 67  
 Progressiva: 610.000  
 Q. Progetto: 310.588

Scala H 1/200.00  
 Scala V 1/200.00

309.00

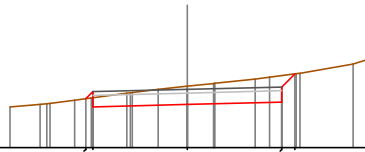


Quote	310.29	310.13	310.19	310.25	310.97
Parziali		2.50	2.50	0.28	
Sviluppata Par.		2.50	2.50	0.45	
Sviluppata	0.00	0.00	2.69	5.19	5.64
Progressiva	2.63	2.50	0.00	2.50	2.82
Dislivelli	0.00	0.12	-0.50	-0.69	-0.00

Sezione: 68  
 Progressiva: 616.978  
 Q. Progetto: 310.541

Scala H 1/200.00  
 Scala V 1/200.00

309.00

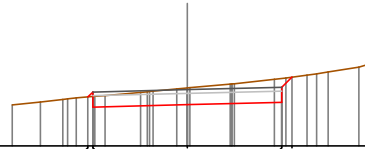


Quote	310.29	310.08	310.14	310.20	310.95
Parziali		2.50	2.50	0.24	
Sviluppata Par.		2.50	2.50	0.49	
Sviluppata	0.00	0.00	2.76	5.27	5.75
Progressiva	2.69	2.50	0.00	2.50	2.84
Dislivelli	0.00	0.16	-0.48	-0.70	0.00

Sezione: 69  
 Progressiva: 620.000  
 Q. Progetto: 310.490

Scala H 1/200.00  
 Scala V 1/200.00

309.00

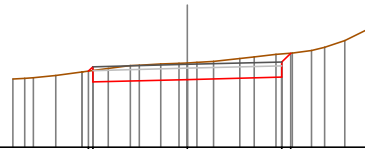


Quote	310.29	310.03	310.09	310.15	310.82
Parziali		2.50	2.50	0.27	
Sviluppata Par.		2.50	2.50	0.28	
Sviluppata	0.00	0.00	2.69	5.19	5.57
Progressiva	2.63	2.50	0.00	2.50	2.77
Dislivelli	0.00	0.12	-0.45	-0.63	0.00

Sezione: 70  
 Progressiva: 630.000  
 Q. Progetto: 310.193

Scala H 1/200.00  
 Scala V 1/200.00

308.00

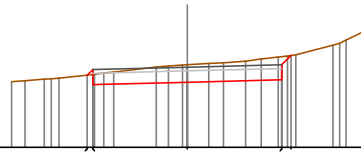


Quote	310.05	309.73	309.79	309.86	310.41
Parziali		2.50	2.50	0.25	
Sviluppata Par.		2.50	2.50	0.33	
Sviluppata	0.00	0.00	2.66	5.16	5.49
Progressiva	2.62	2.50	0.00	2.50	2.73
Dislivelli	0.00	0.10	-0.44	-0.61	0.00

Sezione: 71  
 Progressiva: 631.969  
 Q. Progetto: 310.118

Scala H 1/200.00  
 Scala V 1/200.00

308.00

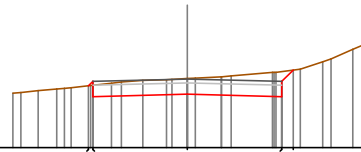


Quote	308.50	308.66	308.72	308.76	310.43
Parziali		2.50	2.50	0.04	
Sviluppata Par.		2.50	2.50	0.04	
Sviluppata	0.00	0.00	2.72	5.22	5.56
Progressiva	2.65	2.50	0.00	2.50	2.75
Dislivelli	0.00	0.14	-0.46	-0.61	-0.00

Sezione: 72  
 Progressiva: 640.000  
 Q. Progetto: 309.812

Scala H 1/200.00  
 Scala V 1/200.00

308.00

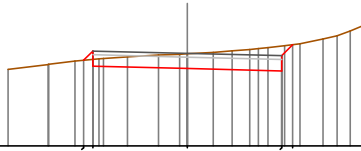


Quote	308.03	308.35	308.41	308.35	310.05
Parziali		2.50	2.50	0.30	
Sviluppata Par.		2.50	2.50	0.43	
Sviluppata	0.00	0.00	2.66	5.16	5.59
Progressiva	2.61	2.50	0.00	2.50	2.80
Dislivelli	0.00	0.10	-0.42	-0.66	-0.00

Sezione: 73  
 Progressiva: 649.503  
 Q. Progetto: 309.449

Scala H 1/200.00  
 Scala V 1/200.00

307.00

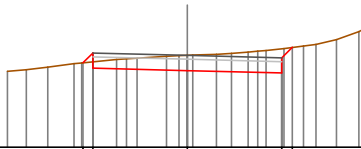


Quote	307.27	308.11	308.05	308.59	308.68
Parziali		0.84	2.50	2.50	0.09
Sviluppata Par.		0.35	2.50	2.50	0.31
Sviluppata	0.00	0.00	2.85	5.35	5.76
Progressiva	2.75	2.50	0.00	2.50	2.79
Dislivelli	0.00	0.22	-0.39	-0.66	-0.00

Sezione: 74  
 Progressiva: 650.000  
 Q. Progetto: 309.430

Scala H 1/200.00  
 Scala V 1/200.00

307.00

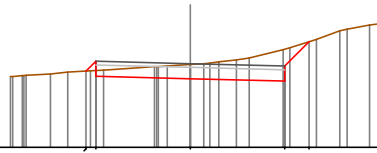


Quote	307.24	308.08	308.03	308.57	308.64
Parziali		0.84	2.50	2.50	0.07
Sviluppata Par.		0.35	2.50	2.50	0.33
Sviluppata	0.00	0.00	2.86	5.37	5.75
Progressiva	2.76	2.50	0.00	2.50	2.77
Dislivelli	0.00	0.23	-0.40	-0.64	0.00

Sezione: 75  
 Progressiva: 655.839  
 Q. Progetto: 309.211

Scala H 1/200.00  
 Scala V 1/200.00

307.00

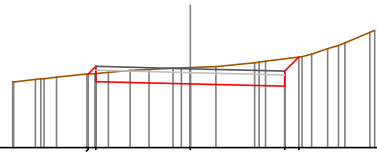


Quote	300.01 300.87	300.81	300.75 300.79
Parziali	0.25 0.37	2.50	2.50 0.64
Sviluppata Par.	0.00 0.37	2.50	2.50 0.91
Sviluppata	0.00 0.37	0.00 2.87	5.37 6.28
Progressiva	-0.00 -2.76 -2.50	0.00 2.50	-0.85 -3.14
Dislivelli	-0.25 -0.37	-0.38 -0.87	-0.85 -0.91

Sezione: 76  
 Progressiva: 660.000  
 Q. Progetto: 309.084

Scala H 1/200.00  
 Scala V 1/200.00

307.00

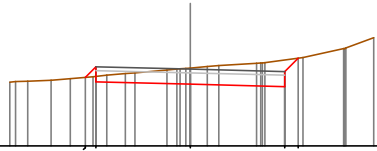


Quote	308.95 308.75	308.68	308.62 309.40
Parziali	0.00 0.28	2.50	2.50 0.37
Sviluppata Par.	0.00 0.28	2.50	2.50 5.53
Sviluppata	0.00 0.28	0.00 2.76	5.29 5.81
Progressiva	0.00 -2.70 -2.50	0.00 2.50	-0.73 -2.87
Dislivelli	0.19 -0.28	-0.43 -0.87	0.00 -0.37

Sezione: 77  
 Progressiva: 662.175  
 Q. Progetto: 309.031

Scala H 1/200.00  
 Scala V 1/200.00

307.00

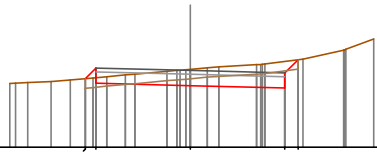


Quote	308.81 308.69	308.63	308.57 309.32
Parziali	0.25 0.40	2.50	2.50 0.35
Sviluppata Par.	0.00 0.40	2.50	2.50 0.49
Sviluppata	0.00 0.40	0.00 2.90	5.40 5.89
Progressiva	0.00 -2.78 -2.50	0.00 2.50	-0.70 -2.85
Dislivelli	0.25 -0.40	-0.43 -0.87	0.00 -0.35

Sezione: 77  
 Progressiva: 662.175  
 Q. Progetto: 309.031

Scala H 1/200.00  
 Scala V 1/200.00

307.00



Quote	308.81 308.69	308.63	308.57 309.32
Parziali	0.25 0.40	2.50	2.50 0.35
Sviluppata Par.	0.00 0.40	2.50	2.50 0.49
Sviluppata	0.00 0.40	0.00 2.90	5.40 5.89
Progressiva	0.00 -2.78 -2.50	0.00 2.50	-0.70 -2.85
Dislivelli	0.25 -0.40	-0.43 -0.87	0.00 -0.35

Sezione: 78  
 Progressiva: 680.000  
 Q. Progetto: 308.737

Scala H 1/200.00  
 Scala V 1/200.00

307.00  


Quote	308.60	308.27	308.34	308.27	308.12
Parziali		2.50	2.50	0.44	
Sviluppata Par.		2.50	2.50	0.62	
Sviluppata	0.00	-2.58	0.00	-0.11	-2.61
Progressiva	0.00	-2.58	-2.50	0.00	-2.61
Dislivelli	0.00	0.08	-0.44	0.00	-0.76

Sezione: 79  
 Progressiva: 700.000  
 Q. Progetto: 308.418

Scala H 1/200.00  
 Scala V 1/200.00

306.00  


Quote	308.32	307.96	308.02	307.96	308.66
Parziali		2.50	2.50	0.31	
Sviluppata Par.		2.50	2.50	0.43	
Sviluppata	0.00	-2.54	0.00	0.06	-2.56
Progressiva	0.00	-2.54	-2.50	0.06	-2.50
Dislivelli	0.00	0.04	-0.45	0.00	-0.67

Sezione: 80  
 Progressiva: 720.000  
 Q. Progetto: 308.198

Scala H 1/200.00  
 Scala V 1/200.00

306.00  


Quote	308.16	307.74	307.80	307.74	308.34
Parziali		2.50	2.50	0.38	
Sviluppata Par.		2.50	2.50	0.38	
Sviluppata	0.00	-2.52	0.00	0.03	-2.53
Progressiva	0.00	-2.52	-2.50	0.03	-2.50
Dislivelli	0.00	-0.02	-0.41	0.00	-0.59

Sezione: 81  
 Progressiva: 724.016  
 Q. Progetto: 308.184

Scala H 1/200.00  
 Scala V 1/200.00

306.00  

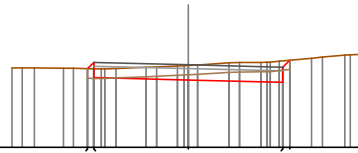

Quote	308.11	307.66	307.76	307.72	308.30
Parziali		2.50	2.50	0.18	
Sviluppata Par.		2.50	2.50	0.28	
Sviluppata	0.00	-2.64	0.00	0.19	-2.69
Progressiva	0.00	-2.64	-2.50	0.19	-2.50
Dislivelli	0.00	0.14	-0.39	0.00	-0.57



Sezione: 82  
 Progressiva: 725.518  
 Q. Progetto: 308.179

Scala H 1/200.00  
 Scala V 1/200.00

306.00

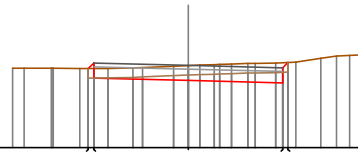


Quote		308.08 307.84	307.78	307.72 308.30
Parziali		2.50	2.50	0.00
Sviluppata Par.		2.50	2.50	0.00
Sviluppata		0.00 0.23	2.73	5.24 5.50
Progressiva		-2.67 -2.50	0.00	2.50 2.69
Dislivelli		0.00 0.17	-0.38	-0.57 0.00

Sezione: 83  
 Progressiva: 727.020  
 Q. Progetto: 308.174

Scala H 1/200.00  
 Scala V 1/200.00

306.00

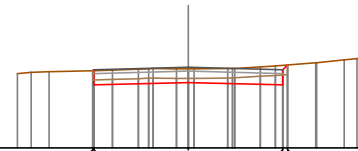


Quote		308.09 307.84	307.77	307.71 308.25
Parziali		2.50	2.50	0.00
Sviluppata Par.		2.50	2.50	0.00
Sviluppata		0.00 0.21	2.71	5.21 5.40
Progressiva		-2.65 -2.50	0.00	2.50 2.64
Dislivelli		0.00 0.15	-0.39	-0.53 0.00

Sezione: 84  
 Progressiva: 740.000  
 Q. Progetto: 308.131

Scala H 1/200.00  
 Scala V 1/200.00

306.00

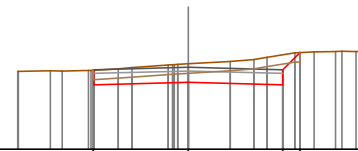


Quote		308.05 307.87	307.73	307.67 308.19
Parziali		2.50	2.50	0.00
Sviluppata Par.		2.50	2.50	0.00
Sviluppata		0.00 0.03	2.53	5.03 5.21
Progressiva		-2.52 -2.50	0.00	2.50 2.63
Dislivelli		0.00 0.02	-0.36	-0.52 0.00

Sezione: 85  
 Progressiva: 760.000  
 Q. Progetto: 308.169

Scala H 1/200.00  
 Scala V 1/200.00

306.00

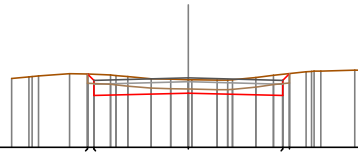


Quote		307.71	307.71	307.71 308.96
Parziali		2.50	2.50	0.45
Sviluppata Par.		2.50	2.50	0.64
Sviluppata		0.00	2.50	5.00 5.64
Progressiva		-2.51	0.00	2.50 2.95
Dislivelli		-0.00	-0.49	-0.80 0.00

Sezione: 86  
 Progressiva: 780.000  
 Q. Progetto: 308.831

Scala H 1/200.00  
 Scala V 1/200.00

307.00

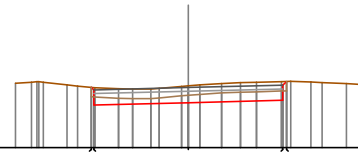


Quote	308.94	308.37	308.43	308.37	308.95
Parziali		2.50		2.50	
Sviluppata Par.		2.50		2.50	
Sviluppata	0.00	0.24	2.74	5.24	5.50
Progressiva	-0.00	-2.67	0.00	2.50	-0.56
Dislivelli	-0.16	-2.50	0.00	2.68	0.00

Sezione: 87  
 Progressiva: 799.341  
 Q. Progetto: 309.589

Scala H 1/200.00  
 Scala V 1/200.00

308.00

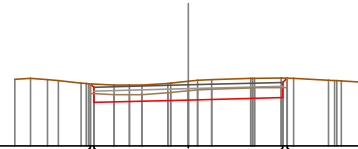


Quote	308.80	308.13	308.19	308.25	308.75
Parziali		2.50		2.50	
Sviluppata Par.		2.50		2.50	
Sviluppata	0.00	0.10	2.60	5.10	5.23
Progressiva	0.00	-2.57	0.00	2.50	-0.49
Dislivelli	-0.06	-2.50	0.00	2.59	0.00

Sezione: 88  
 Progressiva: 800.000  
 Q. Progetto: 309.615

Scala H 1/200.00  
 Scala V 1/200.00

308.00

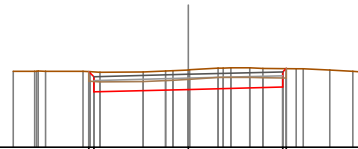


Quote	308.64	308.15	308.21	308.28	308.79
Parziali		2.50		2.50	
Sviluppata Par.		2.50		2.50	
Sviluppata	0.00	0.13	2.63	5.13	5.29
Progressiva	0.00	-2.58	0.00	2.50	-0.52
Dislivelli	-0.09	-2.50	0.00	2.62	0.00

Sezione: 89  
 Progressiva: 808.054  
 Q. Progetto: 309.930

Scala H 1/200.00  
 Scala V 1/200.00

308.00

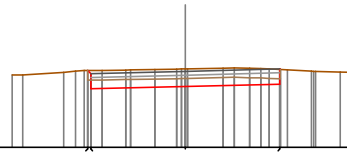


Quote	310.05	309.47	309.53	309.59	310.08
Parziali		2.50		2.50	
Sviluppata Par.		2.50		2.50	
Sviluppata	0.00	0.19	2.69	5.19	5.32
Progressiva	0.00	-2.63	0.00	2.50	-0.48
Dislivelli	-0.13	-2.50	0.00	2.59	0.00

Sezione: 90  
 Progressiva: 810.000  
 Q. Progetto: 310.006

Scala H 1/200.00  
 Scala V 1/200.00

308.00

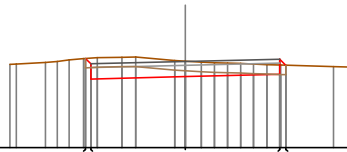


Quote	310.00	309.54	309.61	309.67
Parziali		2.50	2.50	
Sviluppata Par.		2.50	2.50	
Sviluppata	0.00	0.00	2.62	5.12
Progressiva	-2.58	-2.50	0.00	2.50
Dislivelli	0.00	-0.08	-0.46	-0.39

Sezione: 91  
 Progressiva: 816.768  
 Q. Progetto: 310.276

Scala H 1/200.00  
 Scala V 1/200.00

308.00

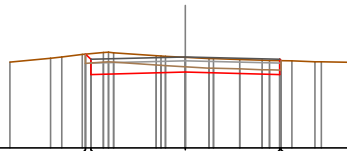


Quote	310.26	309.81	309.88	309.94	310.18
Parziali		2.50	2.50		
Sviluppata Par.		2.50	2.50		
Sviluppata	0.00	0.00	2.70	5.20	5.43
Progressiva	-2.64	-2.50	0.00	2.50	2.66
Dislivelli	0.00	-0.15	-0.41	-0.25	0.00

Sezione: 92  
 Progressiva: 820.000  
 Q. Progetto: 310.406

Scala H 1/200.00  
 Scala V 1/200.00

308.00

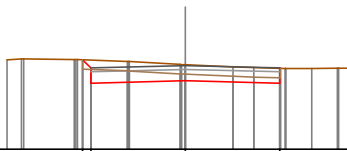


Quote	310.46	309.94	310.01	309.94	310.31
Parziali		2.50	2.50		
Sviluppata Par.		2.50	2.50		
Sviluppata	0.00	0.00	2.70	5.20	5.25
Progressiva	-2.64	-2.50	0.00	2.50	2.53
Dislivelli	0.00	-0.15	-0.39	-0.37	0.00

Sezione: 93  
 Progressiva: 840.000  
 Q. Progetto: 311.212

Scala H 1/200.00  
 Scala V 1/200.00

309.00

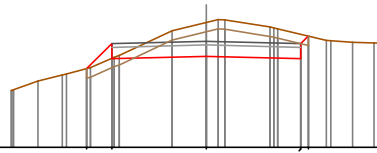


Quote	311.37	310.75	310.81	310.75
Parziali		2.50	2.50	
Sviluppata Par.		2.50	2.50	
Sviluppata	0.00	0.31	2.81	5.31
Progressiva	-2.72	-2.50	0.00	2.50
Dislivelli	0.00	-0.21	-0.42	-0.39

Sezione: 94  
 Progressiva: 860.000  
 Q. Progetto: 311.803

Scala H 1/200.00  
 Scala V 1/200.00

309.00

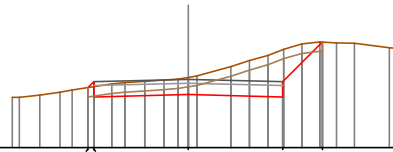


Quote	311.08	311.34	311.40	311.34	311.34
Parziali	0.66	2.50	2.50	0.30	
Sviluppata Par.	0.94	2.50	2.50	0.39	
Sviluppata	0.00	0.94	3.44	5.94	6.22
Progressiva	-3.16	-2.50	0.00	2.50	2.70
Dislivelli	-0.00	-0.39	-0.90	-0.65	-0.00

Sezione: 95  
 Progressiva: 880.000  
 Q. Progetto: 311.802

Scala H 1/200.00  
 Scala V 1/200.00

310.00

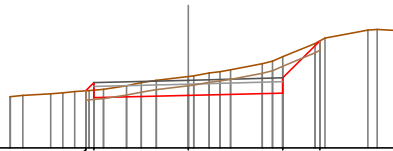


Quote	311.58	311.34	311.40	311.34	312.29
Parziali		2.50	2.50	1.05	
Sviluppata Par.		2.50	2.50	1.48	
Sviluppata	0.00	0.22	2.72	5.22	6.71
Progressiva	-2.66	-2.50	0.00	2.50	3.55
Dislivelli	0.00	0.13	-0.46	-1.25	-0.00

Sezione: 96  
 Progressiva: 890.183  
 Q. Progetto: 311.790

Scala H 1/200.00  
 Scala V 1/200.00

310.00

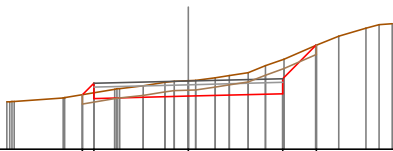


Quote	311.51	311.33	311.39	311.45	312.53
Parziali	0.21	2.50	2.50	0.98	
Sviluppata Par.	0.30	2.50	2.50	1.38	
Sviluppata	0.00	0.30	2.80	5.30	6.69
Progressiva	-2.71	-2.50	0.00	2.50	3.48
Dislivelli	0.00	0.20	-0.50	-0.96	-0.00

Sezione: 97  
 Progressiva: 892.813  
 Q. Progetto: 311.807

Scala H 1/200.00  
 Scala V 1/200.00

310.00

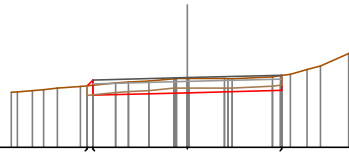


Quote	311.44	311.34	311.41	311.47	312.26
Parziali	0.55	2.50	2.50	0.89	
Sviluppata Par.	0.62	2.50	2.50	1.26	
Sviluppata	0.00	0.42	2.93	5.43	6.68
Progressiva	-2.80	-2.50	0.00	2.50	3.39
Dislivelli	0.00	0.25	-0.41	-0.90	-0.00

Sezione: 98  
 Progressiva: 895.442  
 Q. Progetto: 311.839

Scala H 1/200.00  
 Scala V 1/200.00

310.00

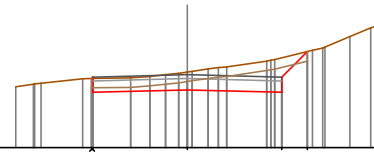


Quote	311.62	311.38	311.44	311.50
Parziali		2.50	2.50	
Sviluppata Par.		2.50	2.50	
Sviluppata	0.00	0.00 0.22	0.00	2.72 5.22
Progressiva	-2.65	-2.50	0.00	2.50
Dislivelli	0.00	0.14	-0.38	-0.39

Sezione: 99  
 Progressiva: 900.000  
 Q. Progetto: 311.927

Scala H 1/200.00  
 Scala V 1/200.00

310.00

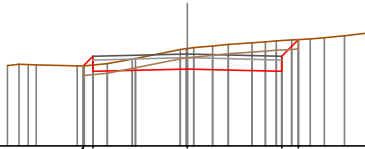


Quote	311.83	311.46	311.53	311.46	312.54
Parziali		2.50	2.50	0.67	
Sviluppata Par.		2.50	2.50	0.95	
Sviluppata	0.00	0.00 0.05	0.00	2.55 5.05	6.01
Progressiva	-2.53	-2.50	0.00	2.50	3.17
Dislivelli	0.00	0.03	-0.47	-0.91	0.00

Sezione: 100  
 Progressiva: 920.000  
 Q. Progetto: 312.435

Scala H 1/200.00  
 Scala V 1/200.00

310.00

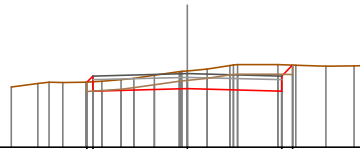


Quote	312.32	311.97	312.04	311.97	312.81
Parziali		0.58	2.50	2.50	0.44
Sviluppata Par.		0.36	2.50	2.50	0.62
Sviluppata	0.00	0.00 0.36	0.00	2.86 5.36	5.99
Progressiva	-2.76	-2.50	0.00	2.50	2.94
Dislivelli	0.00	0.23	-0.54	-0.82	-0.00

Sezione: 101  
 Progressiva: 940.000  
 Q. Progetto: 312.949

Scala H 1/200.00  
 Scala V 1/200.00

311.00

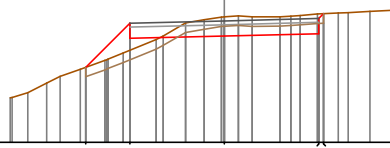


Quote	312.23	312.49	312.55	312.49	313.18
Parziali		2.50	2.50	0.28	
Sviluppata Par.		2.50	2.50	0.01	
Sviluppata	0.00	0.00 0.23	0.00	2.73 5.23	5.64
Progressiva	-2.66	-2.50	0.00	2.50	2.79
Dislivelli	0.00	0.15	-0.47	-0.70	0.00

Sezione: 102  
 Progressiva: 952.811  
 Q. Progetto: 313.209

Scala H 1/200.00  
 Scala V 1/200.00

310.00

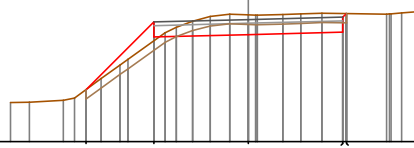


Quote		311.98	312.75	312.81	312.87	313.40
Parziali		1.16	2.50	2.50		
Sviluppata Par.		1.65	2.50	2.50		
Sviluppata		0.00	1.65	4.15	6.65	6.83
Progressiva		-3.66	-2.50	0.00	2.50	2.63
Dislivelli		0.00	-0.72	-0.51	-0.52	0.00

Sezione: 103  
 Progressiva: 956.735  
 Q. Progetto: 313.229

Scala H 1/200.00  
 Scala V 1/200.00

310.00

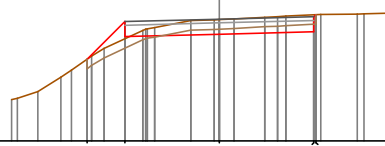


Quote		311.57	312.77	312.83	312.89	313.39
Parziali		1.79	2.50	2.50		
Sviluppata Par.		2.54	2.50	2.50		
Sviluppata		0.00	2.54	5.04	7.54	7.67
Progressiva		-4.29	-2.50	0.00	2.50	2.60
Dislivelli		0.00	0.50	-0.52	-0.50	0.00

Sezione: 104  
 Progressiva: 960.000  
 Q. Progetto: 313.222

Scala H 1/200.00  
 Scala V 1/200.00

310.00

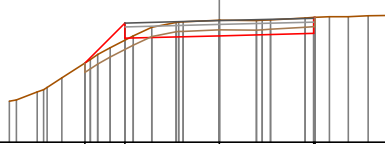


Quote		312.16	312.76	312.82	312.88	313.34
Parziali		1.00	2.50	2.50		
Sviluppata Par.		1.41	2.50	2.50		
Sviluppata		0.00	1.41	3.91	6.41	6.49
Progressiva		-3.50	-2.50	0.00	2.50	2.56
Dislivelli		0.00	0.46	-0.39	-0.45	0.00

Sezione: 105  
 Progressiva: 960.659  
 Q. Progetto: 313.218

Scala H 1/200.00  
 Scala V 1/200.00

310.00

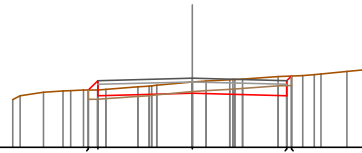


Quote		312.16	312.76	312.82	312.88	313.31
Parziali		1.06	2.50	2.50		
Sviluppata Par.		1.50	2.50	2.50		
Sviluppata		0.00	1.50	4.00	6.50	6.54
Progressiva		-3.56	-2.50	0.00	2.50	2.53
Dislivelli		0.00	0.45	-0.41	-0.43	0.00

Sezione: 106  
 Progressiva: 980.000  
 Q. Progetto: 312.824

Scala H 1/200.00  
 Scala V 1/200.00

311.00

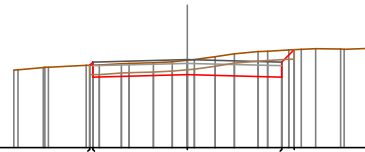


Quote		312.51	312.96	312.42	312.96	312.88
Parziali		0.95	2.50	2.50		
Sviluppata Par.		0.95	2.50	2.50		
Sviluppata		0.00	0.35	2.85	5.35	5.52
Progressiva		-0.00	-2.75	0.00	2.50	5.35
Dislivelli		-0.24	2.50	-0.30	2.62	0.00

Sezione: 107  
 Progressiva: 1000.000  
 Q. Progetto: 312.326

Scala H 1/200.00  
 Scala V 1/200.00

310.00

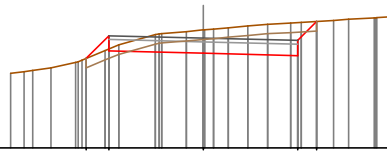


Quote		312.16	311.96	311.93	311.96	312.99
Parziali			2.50	2.50	0.33	
Sviluppata Par.			2.50	2.50	0.33	
Sviluppata		0.00	0.12	2.62	5.12	5.58
Progressiva		0.00	-2.59	0.00	2.50	5.12
Dislivelli		0.08	-2.50	-0.38	2.83	0.00

Sezione: 108  
 Progressiva: 1012.788  
 Q. Progetto: 311.905

Scala H 1/200.00  
 Scala V 1/200.00

309.00

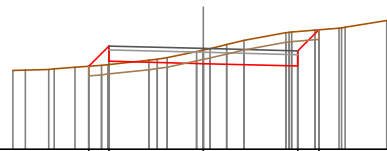


Quote		311.37	311.57	311.51	311.44	312.34
Parziali		0.60	2.50	2.50	0.50	
Sviluppata Par.		0.85	2.50	2.50	0.71	
Sviluppata		0.00	0.85	3.35	5.85	6.56
Progressiva		-0.00	-3.10	0.00	2.50	3.00
Dislivelli		0.35	-2.50	-0.62	2.83	0.00

Sezione: 109  
 Progressiva: 1020.000  
 Q. Progetto: 311.667

Scala H 1/200.00  
 Scala V 1/200.00

309.00

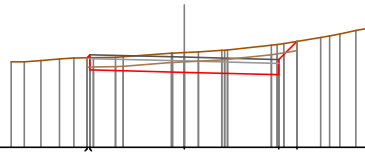


Quote		311.20	311.33	311.27	311.20	312.16
Parziali		0.53	2.50	2.50	0.56	
Sviluppata Par.		0.76	2.50	2.50	0.79	
Sviluppata		0.00	0.76	3.26	5.76	6.54
Progressiva		-0.00	-3.03	0.00	2.50	3.06
Dislivelli		0.49	-2.50	-0.36	2.62	0.00

Sezione: 110  
 Progressiva: 1028.646  
 Q. Progetto: 311.382

Scala H 1/200.00  
 Scala V 1/200.00

309.00

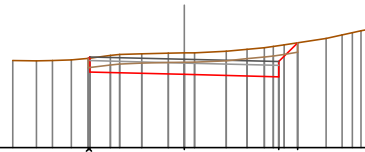


Quote	311.37 311.04	310.98	310.92 311.90
Parziali	2.50	2.50	0.48
Sviluppata Par.	2.50	2.50	0.68
Sviluppata	0.00 0.00	0.11 2.61	5.11 5.79
Progressiva	-2.58 -2.50	0.00	2.50 2.98
Dislivelli	0.00 0.08	-0.52	-0.80 -0.00

Sezione: 111  
 Progressiva: 1030.000  
 Q. Progetto: 311.337

Scala H 1/200.00  
 Scala V 1/200.00

309.00

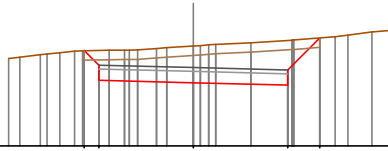


Quote	311.36 311.00	310.94	310.87 311.77
Parziali	2.50	2.50	0.50
Sviluppata Par.	2.50	2.50	0.70
Sviluppata	0.00 0.00	0.06 2.56	5.06 5.76
Progressiva	-2.54 -2.50	0.00	2.50 3.00
Dislivelli	0.00 0.03	-0.57	-0.62 0.00

Sezione: 112  
 Progressiva: 1040.000  
 Q. Progetto: 311.071

Scala H 1/200.00  
 Scala V 1/200.00

309.00

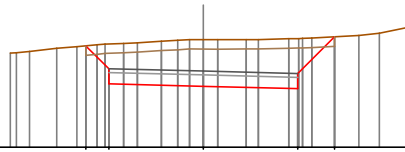


Quote	311.52 310.73	310.67	310.61 311.96
Parziali	0.39	2.50	2.50 0.85
Sviluppata Par.	0.55	2.50	2.50 1.20
Sviluppata	0.00 0.55	3.05	5.55 6.75
Progressiva	-2.89 -2.50	0.00	2.50 3.35
Dislivelli	-0.00 -0.39	-0.97	-1.18 0.00

Sezione: 113  
 Progressiva: 1044.504  
 Q. Progetto: 311.016

Scala H 1/200.00  
 Scala V 1/200.00

309.00



Quote	311.68 310.98	310.92	310.95 311.65
Parziali	0.60	2.50	2.50 0.97
Sviluppata Par.	0.86	2.50	2.50 1.37
Sviluppata	0.00 0.86	3.36	5.86 7.23
Progressiva	-3.10 -2.50	0.00	2.50 3.47
Dislivelli	0.00 -0.66	-1.23	-1.32 0.00



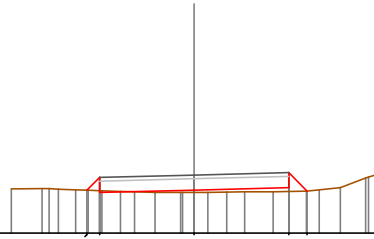
**SEZIONI TRASVERSALI**  
**Profilo longitudinale tratto 27-28**  
**Viabilità di impianto postazione aerogeneratore**  
**WTG14**

<b>DISEGNI DI RIFERIMENTO</b>	
<b>TAVOLA</b>	<b>DESCRIZIONE</b>
WGG-TC8	Viabilità e piazzole - Planimetria di progetto-Fase di cantiere
WGG-TC11-g	Profili longitudinali viabilità di impianto

Sezione: 5  
 Progressiva: 35.575  
 Q. Progetto: 273.533

Scala H 1/200.00  
 Scala V 1/200.00

272.00

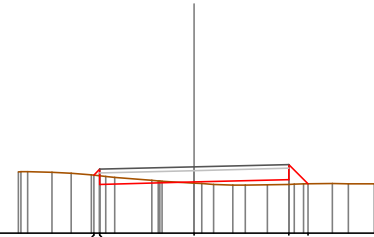


Quote	273.13	273.07	273.13	273.20	273.11
Parziali	0.38	2.50	2.50	0.49	
Sviluppata Par.	0.48	2.50	2.50	0.69	0.49
Sviluppata	0.00	0.48	2.98	5.48	6.17
Progressiva	-2.84	-2.50	0.00	-2.50	-2.99
Dislivelli	0.00	-0.35	-0.06	-0.10	-0.00

Sezione: 6  
 Progressiva: 40.000  
 Q. Progetto: 273.754

Scala H 1/200.00  
 Scala V 1/200.00

272.00

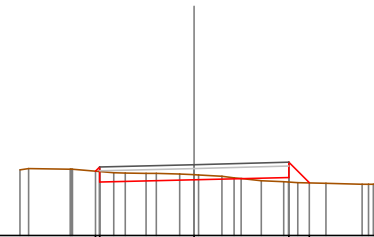


Quote	273.54	273.30	273.36	273.42	273.30
Parziali		2.50	2.50	0.51	
Sviluppata Par.		2.50	2.50	0.72	0.51
Sviluppata	0.00	0.22	2.72	5.22	5.94
Progressiva	-2.65	-2.50	0.00	-2.50	-3.01
Dislivelli	0.00	0.17	-0.03	-0.13	-0.00

Sezione: 7  
 Progressiva: 42.067  
 Q. Progetto: 273.871

Scala H 1/200.00  
 Scala V 1/200.00

272.00

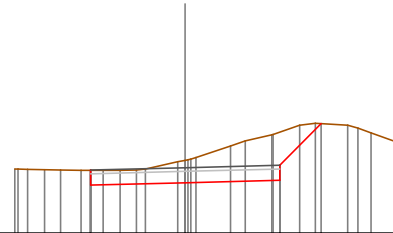


Quote	273.76	273.41	273.47	273.53	273.38
Parziali		2.50	2.50	0.54	
Sviluppata Par.		2.50	2.50	0.77	0.54
Sviluppata	0.00	0.16	2.66	5.16	5.92
Progressiva	-2.61	-2.50	0.00	-2.50	-3.04
Dislivelli	0.00	0.12	-0.13	-0.12	-0.00

Sezione: 8  
 Progressiva: 54.179  
 Q. Progetto: 274.728

Scala H 1/200.00  
 Scala V 1/200.00

273.00

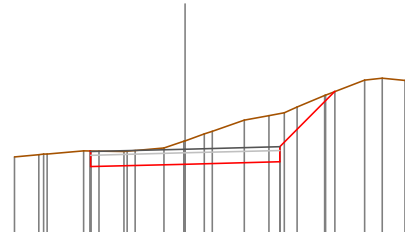


Quote	274.27	274.33	274.39	276.89
Parziali		2.50	2.50	1.10
Sviluppata Par.		2.50	2.50	1.56
Sviluppata	0.00	2.50	5.00	6.56
Progressiva	-2.51	0.00	2.50	3.60
Dislivelli	0.00	-0.59	-1.28	-0.00

Sezione: 9  
 Progressiva: 60.000  
 Q. Progetto: 275.223

Scala H 1/200.00  
 Scala V 1/200.00

273.00

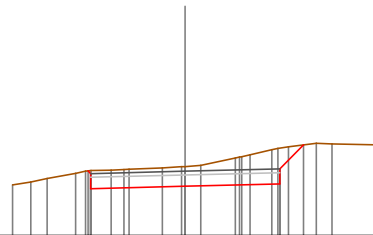


Quote	274.76	274.82	274.89	276.75
Parziali		2.50	2.50	1.46
Sviluppata Par.		2.50	2.50	2.07
Sviluppata	0.00	2.50	5.00	7.07
Progressiva	-2.51	0.00	2.50	3.96
Dislivelli	0.00	-0.62	-1.28	-0.00

Sezione: 10  
 Progressiva: 66.209  
 Q. Progetto: 275.698

Scala H 1/200.00  
 Scala V 1/200.00

274.00

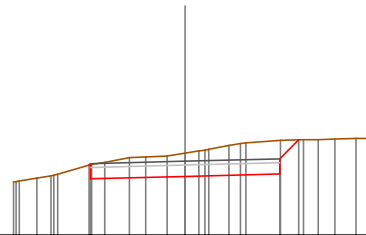


Quote	276.70	276.84	276.90	276.96	278.39
Parziali		2.50	2.50	0.63	
Sviluppata Par.		2.50	2.50	0.89	
Sviluppata	0.00	2.50	5.00	5.99	
Progressiva	-2.57	0.00	2.50	3.13	
Dislivelli	0.00	-0.08	-0.52	-0.95	0.00

Sezione: 11  
 Progressiva: 70.000  
 Q. Progetto: 275.950

Scala H 1/200.00  
 Scala V 1/200.00

274.00

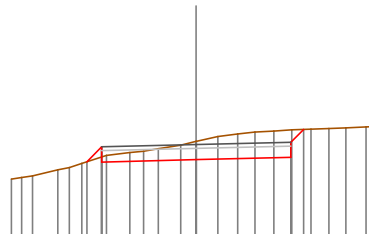


Quote		276.86 276.49	275.15	276.61 276.52
Parziali		2.50	2.50	0.50
Sviluppata Par.		2.50	2.50	0.71
Sviluppata		0.00 0.06	2.56	5.06 5.77
Progressiva		-2.54 -2.50	0.00	2.50 3.00
Dislivelli		0.00 0.03	-0.62	-0.89 -0.00

Sezione: 12  
 Progressiva: 78.240  
 Q. Progetto: 276.397

Scala H 1/200.00  
 Scala V 1/200.00

274.00

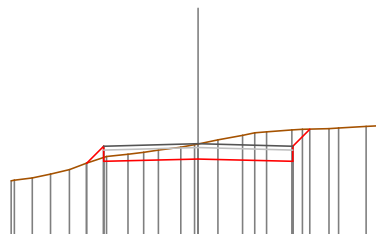


Quote		276.94 276.90	276.00	276.06 276.90
Parziali		0.39 2.50	2.50	0.34
Sviluppata Par.		0.55 2.50	2.50	0.16
Sviluppata		0.00 0.55	3.05	5.55 6.03
Progressiva		-2.89 -2.50	0.00	2.50 2.84
Dislivelli		-0.00 -0.26	-0.49	-0.73 -0.00

Sezione: 13  
 Progressiva: 80.000  
 Q. Progetto: 276.475

Scala H 1/200.00  
 Scala V 1/200.00

274.00

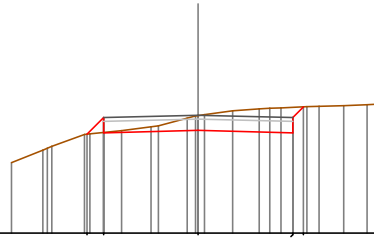


Quote		276.96 276.01	276.07	276.01 276.86
Parziali		0.45 2.50	2.50	0.45
Sviluppata Par.		0.64 2.50	2.50	0.64
Sviluppata		0.00 0.64	3.14	5.64 6.27
Progressiva		-2.95 -2.50	0.00	2.50 2.95
Dislivelli		-0.00 -0.30	-0.40	-0.83 -0.00

Sezione: 14  
 Progressiva: 100.000  
 Q. Progetto: 277.114

Scala H 1/200.00  
 Scala V 1/200.00

274.00

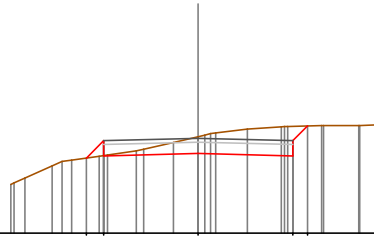


Quote	276.61 276.65	276.71	276.65 277.33
Parziali	0.44	2.50	2.50 0.56
Sviluppata Par.	0.62	2.50	2.50 0.56
Sviluppata	0.00 0.62	3.12	5.62 6.02
Progressiva	-2.94 -2.50	0.00	-2.50 2.76
Dislivelli	-0.00 -0.39	-0.39	-0.67 0.00

Sezione: 15  
 Progressiva: 120.000  
 Q. Progetto: 277.507

Scala H 1/200.00  
 Scala V 1/200.00

275.00

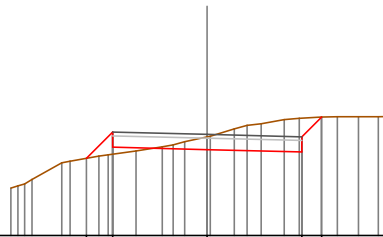


Quote	276.99 277.04	277.11	277.04 277.04
Parziali	0.46	2.50	2.50 0.39
Sviluppata Par.	0.65	2.50	2.50 0.56
Sviluppata	0.00 0.65	3.15	5.65 6.21
Progressiva	-2.96 -2.50	0.00	-2.50 2.89
Dislivelli	-0.00 -0.40	-0.45	-0.78 -0.00

Sezione: 16  
 Progressiva: 128.350  
 Q. Progetto: 277.671

Scala H 1/200.00  
 Scala V 1/200.00

275.00

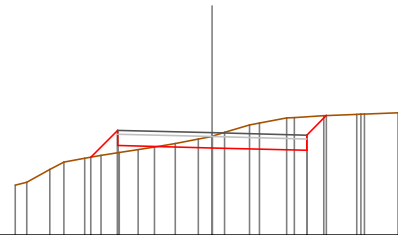


Quote	277.04 277.38	277.27	277.21 278.13
Parziali	0.69	2.50	2.50 0.53
Sviluppata Par.	0.98	2.50	2.50 0.74
Sviluppata	0.00 0.98	3.48	5.98 6.72
Progressiva	-3.19 -2.50	0.00	-2.50 3.03
Dislivelli	-0.00 -0.59	-0.33	-0.89 0.00

Sezione: 17  
 Progressiva: 130.000  
 Q. Progetto: 277.703

Scala H 1/200.00  
 Scala V 1/200.00

275.00

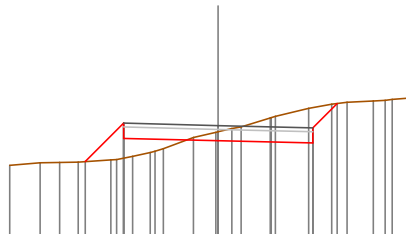


Quote		277.06	277.37	277.50	277.54	278.16
Parziali		0.71	2.50	2.50	0.52	
Sviluppata Par.		1.00	2.50	2.50	0.73	
Sviluppata		0.00	1.00	3.50	6.00	6.74
Progressiva		-3.21	-2.50	0.00	2.50	3.02
Dislivelli		0.00	-0.59	-0.31	-0.89	0.00

Sezione: 18  
 Progressiva: 140.000  
 Q. Progetto: 277.900

Scala H 1/200.00  
 Scala V 1/200.00

275.00

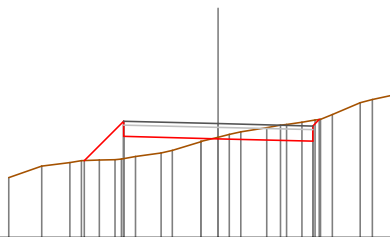


Quote		278.95	277.95	277.50	277.44	278.48
Parziali		1.02	2.50	2.50	0.65	
Sviluppata Par.		1.44	2.50	2.50	0.91	
Sviluppata		0.00	1.44	3.94	6.44	7.35
Progressiva		-3.52	-2.50	0.00	2.50	3.15
Dislivelli		0.00	-0.92	-0.24	-0.94	0.00

Sezione: 19  
 Progressiva: 145.604  
 Q. Progetto: 278.010

Scala H 1/200.00  
 Scala V 1/200.00

275.00

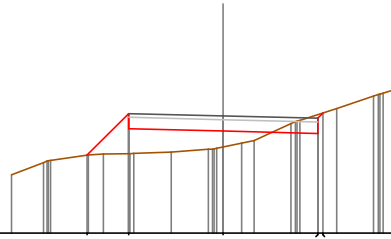


Quote		277.00	277.67	277.61	277.55	278.12
Parziali		1.04	2.50	2.50		
Sviluppata Par.		1.47	2.50	2.50		
Sviluppata		0.00	1.47	3.97	6.47	6.71
Progressiva		-3.54	-2.50	0.00	2.50	2.67
Dislivelli		0.00	-0.99	-0.04	-0.54	0.00

Sezione: 20  
 Progressiva: 150.000  
 Q. Progetto: 278.096

Scala H 1/200.00  
 Scala V 1/200.00

275.00

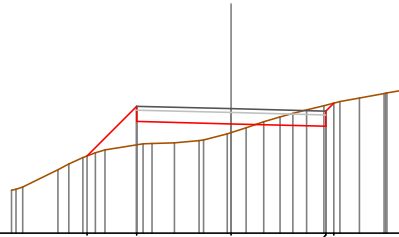


Quote		277.96	277.76	277.70	277.63	278.17
Parziali		1.10	2.50	2.50		
Sviluppata Par.		1.55	2.50	2.50		
Sviluppata		0.00	1.55	4.05	6.55	6.75
Progressiva		-3.60	-2.50	0.00	2.50	2.64
Dislivelli		0.00	1.06	0.42	0.49	0.00

Sezione: 21  
 Progressiva: 160.000  
 Q. Progetto: 278.292

Scala H 1/200.00  
 Scala V 1/200.00

275.00

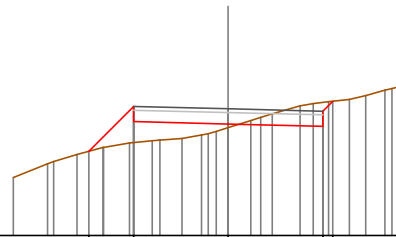


Quote		277.04	277.96	277.89	277.83	278.44
Parziali		1.31	2.50	2.50		
Sviluppata Par.		1.86	2.50	2.50		
Sviluppata		0.00	1.86	4.36	6.86	7.16
Progressiva		-3.91	-2.50	0.00	2.50	2.71
Dislivelli		0.00	1.02	0.23	0.56	0.00

Sezione: 22  
 Progressiva: 162.858  
 Q. Progetto: 278.348

Scala H 1/200.00  
 Scala V 1/200.00

275.00

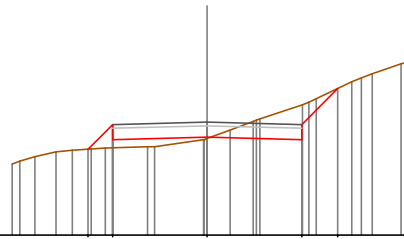


Quote		277.22	278.01	277.96	277.89	278.95
Parziali		1.18	2.50	2.50		
Sviluppata Par.		1.68	2.50	2.50		
Sviluppata		0.00	1.68	4.18	6.68	7.05
Progressiva		-3.68	-2.50	0.00	2.50	2.76
Dislivelli		0.00	0.96	0.10	0.63	0.00

Sezione: 23  
 Progressiva: 180.000  
 Q. Progetto: 278.984

Scala H 1/200.00  
 Scala V 1/200.00

276.00

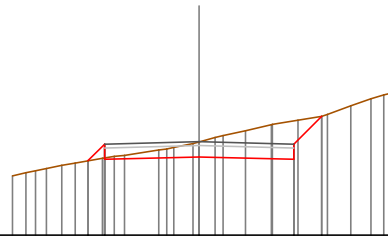


Quote		278.27	278.52	278.58	278.52	279.88
Parziali		0.65	2.50	2.50	0.95	
Sviluppata Par.		0.93	2.50	2.50	1.35	
Sviluppata		0.00	0.93	3.43	5.93	7.28
Progressiva		-3.15	-2.50	0.00	2.50	3.45
Dislivelli		0.00	-0.62	-0.03	-0.92	-0.00

Sezione: 24  
 Progressiva: 200.000  
 Q. Progetto: 280.470

Scala H 1/200.00  
 Scala V 1/200.00

278.00

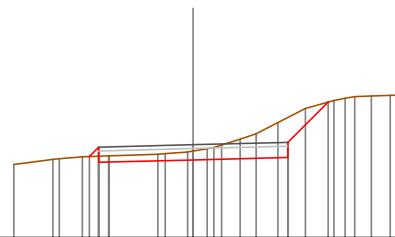


Quote		279.97	280.01	280.07	280.01	281.14
Parziali		0.44	2.50	2.50	0.74	
Sviluppata Par.		0.62	2.50	2.50	1.04	
Sviluppata		0.00	0.62	3.12	5.62	6.66
Progressiva		-2.94	-2.50	0.00	2.50	3.24
Dislivelli		0.00	-0.36	-0.40	-1.01	-0.00

Sezione: 25  
 Progressiva: 210.717  
 Q. Progetto: 281.450

Scala H 1/200.00  
 Scala V 1/200.00

279.00



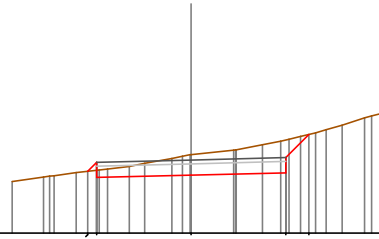
Quote		281.14	280.98	281.05	281.11	282.28
Parziali		0.25	2.50	2.50	1.07	
Sviluppata Par.		0.38	2.50	2.50	1.51	
Sviluppata		0.00	0.35	2.85	5.35	6.86
Progressiva		-2.75	-2.50	0.00	2.50	3.57
Dislivelli		0.00	-0.24	-0.24	-1.06	-0.00



Sezione: 26  
 Progressiva: 215.955  
 Q. Progetto: 281.930

Scala H 1/200.00  
 Scala V 1/200.00

280.00

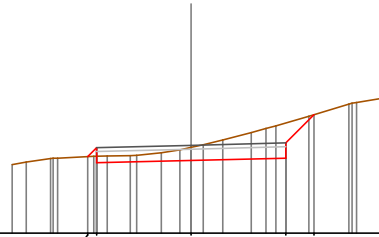


Quote	215.953	215.957	215.953	215.959	215.960
Parziali	0.00	2.50	2.50	0.61	
Sviluppata Par.	0.00	2.50	2.50	0.86	
Sviluppata	0.00	0.33	2.84	5.34	6.20
Progressiva	-2.74	-2.50	0.00	-2.50	-3.11
Dislivelli	0.00	-0.21	-0.54	-0.87	-0.00

Sezione: 27  
 Progressiva: 220.000  
 Q. Progetto: 282.324

Scala H 1/200.00  
 Scala V 1/200.00

280.00

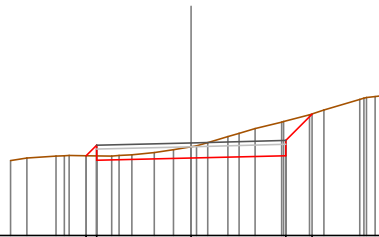


Quote	220.000	220.006	220.000	220.009	220.013
Parziali	0.00	2.50	2.50	0.75	
Sviluppata Par.	0.00	2.50	2.50	1.05	
Sviluppata	0.00	0.33	2.83	5.33	6.39
Progressiva	-2.73	-2.50	0.00	-2.50	-3.25
Dislivelli	0.00	-0.22	-0.35	-0.93	-0.00

Sezione: 28  
 Progressiva: 221.193  
 Q. Progetto: 282.447

Scala H 1/200.00  
 Scala V 1/200.00

280.00

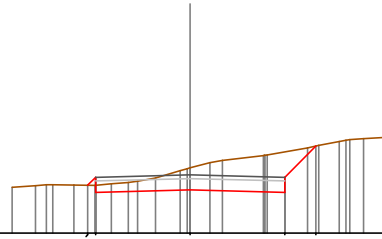


Quote	221.193	221.198	221.193	221.199	221.201
Parziali	0.00	2.50	2.50	0.70	
Sviluppata Par.	0.00	2.50	2.50	0.99	
Sviluppata	0.00	0.39	2.89	5.39	6.38
Progressiva	-2.78	-2.50	0.00	-2.50	-3.20
Dislivelli	0.00	-0.28	-0.30	-0.91	-0.00

Sezione: 29  
 Progressiva: 240.000  
 Q. Progetto: 284.536

Scala H 1/200.00  
 Scala V 1/200.00

283.00

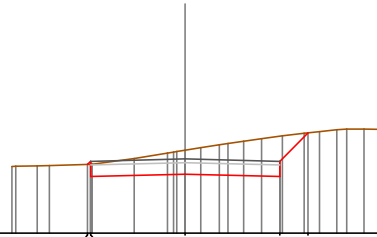


Quote	284.27 284.07	284.14	284.07 283.50
Parziali	0.00 -0.21	2.50	2.50 0.82
Sviluppata Par.	0.00 -0.21	2.50	2.50 1.17
Sviluppata	0.00 -0.21	2.50 -0.29	2.50 -0.29
Progressiva	0.00 -2.71	0.00	2.50 -1.07
Dislivelli	0.00 -0.21	-0.58	0.00 -3.32

Sezione: 30  
 Progressiva: 260.000  
 Q. Progetto: 286.963

Scala H 1/200.00  
 Scala V 1/200.00

285.00

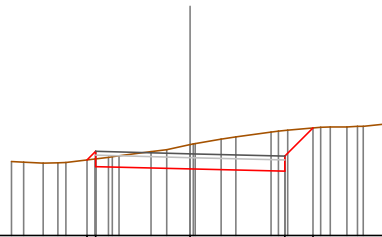


Quote	286.82 286.50	286.56	286.50 287.05
Parziali	0.00 -0.08	2.50	2.50 0.75
Sviluppata Par.	0.00 -0.08	2.50	2.50 1.06
Sviluppata	0.00 -0.08	2.50 0.12	2.50 0.12
Progressiva	0.00 -2.58	0.00	2.50 -1.06
Dislivelli	0.00 -0.08	-0.63	0.00 -3.25

Sezione: 31  
 Progressiva: 261.456  
 Q. Progetto: 287.159

Scala H 1/200.00  
 Scala V 1/200.00

285.00

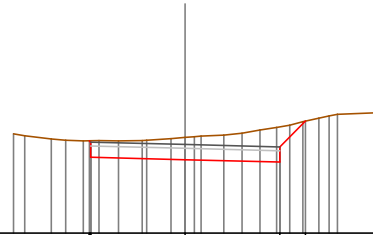


Quote	287.00 286.82	286.76	286.70 287.84
Parziali	0.00 -0.20	2.50	2.50 0.75
Sviluppata Par.	0.00 -0.20	2.50	2.50 1.06
Sviluppata	0.00 -0.20	2.50 0.32	2.50 0.32
Progressiva	0.00 -2.73	0.00	2.50 -1.08
Dislivelli	0.00 -0.20	-0.64	0.00 -3.25

Sezione: 32  
 Progressiva: 270.000  
 Q. Progetto: 288.339

Scala H 1/200.00  
 Scala V 1/200.00

286.00

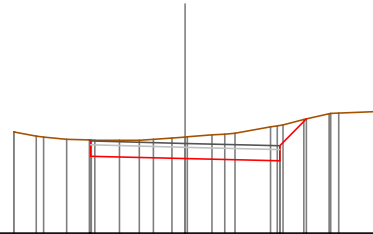


Quote	288.44 288.00	287.94	287.86 288.96
Parziali	2.50	2.50	0.68
Sviluppata Par.	2.50	2.50	0.96
Sviluppata	0.00 0.05	2.55	5.05 6.01
Progressiva	-2.54 -2.50	0.00	2.50 3.18
Dislivelli	0.00 -0.04	-0.59	-0.93 -0.00

Sezione: 33  
 Progressiva: 270.235  
 Q. Progetto: 288.374

Scala H 1/200.00  
 Scala V 1/200.00

286.00

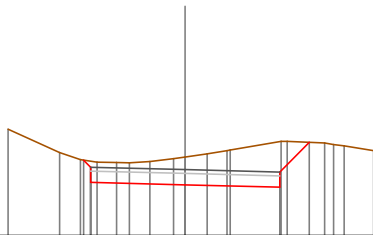


Quote	288.47 288.04	287.97	287.91 289.02
Parziali	2.50	2.50	0.71
Sviluppata Par.	2.50	2.50	1.00
Sviluppata	0.00 0.04	2.54	5.05 6.05
Progressiva	-2.53 -2.50	0.00	2.50 3.21
Dislivelli	0.00 -0.03	-0.57	-0.94 -0.00

Sezione: 34  
 Progressiva: 279.014  
 Q. Progetto: 289.739

Scala H 1/200.00  
 Scala V 1/200.00

288.00

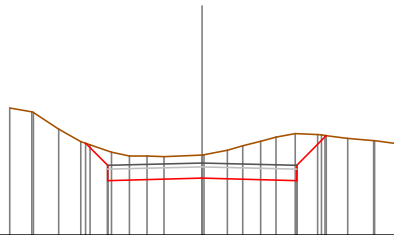


Quote	289.99 289.40	289.34	289.28 289.46
Parziali	2.50	2.50	0.79
Sviluppata Par.	2.50	2.50	1.11
Sviluppata	0.00 0.26	2.77	5.27 6.38
Progressiva	-2.69 -2.50	0.00	2.50 3.29
Dislivelli	0.00 -0.16	-0.73	-1.21 -0.00

Sezione: 35  
 Progressiva: 280.000  
 Q. Progetto: 289.903

Scala H 1/200.00  
 Scala V 1/200.00

288.00

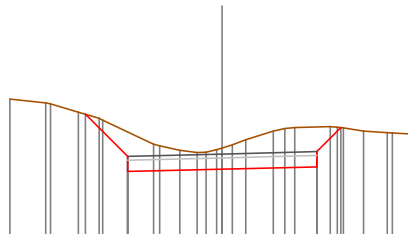


Quote		280.43	281.14	281.50	281.14	280.93
Parziali		0.59	2.50	2.50	0.79	
Sviluppata Par.		0.83	2.50	2.50	1.11	
Sviluppata		0.00	-0.83	3.33	5.83	-6.94
Progressiva		-3.09	-2.50	0.00	2.50	-3.29
Dislivelli		-0.00	-0.39	-0.61	-1.24	-0.00

Sezione: 36  
 Progressiva: 281.461  
 Q. Progetto: 290.146

Scala H 1/200.00  
 Scala V 1/200.00

288.00

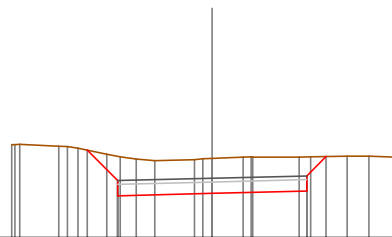


Quote		281.30	281.68	281.75	281.81	280.85
Parziali		1.12	2.50	2.50	0.64	
Sviluppata Par.		1.58	2.50	2.50	0.90	
Sviluppata		0.00	-1.58	4.08	6.58	-7.48
Progressiva		-3.62	-2.50	0.00	2.50	-3.14
Dislivelli		-0.00	-0.64	-0.56	-1.05	-0.00

Sezione: 37  
 Progressiva: 290.000  
 Q. Progetto: 291.565

Scala H 1/200.00  
 Scala V 1/200.00

290.00

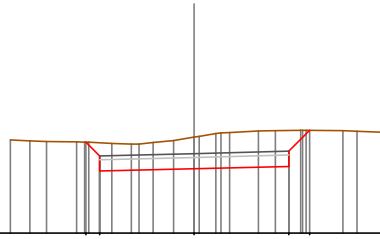


Quote		290.31	291.10	291.17	291.23	290.14
Parziali		0.80	2.50	2.50	0.51	
Sviluppata Par.		1.14	2.50	2.50	0.72	
Sviluppata		0.00	-1.14	3.64	6.14	-6.86
Progressiva		-3.30	-2.50	0.00	2.50	-3.01
Dislivelli		-0.00	-0.64	-0.92	-0.90	-0.00

Sezione: 38  
 Progressiva: 299.227  
 Q. Progetto: 293.099

Scala H 1/200.00  
 Scala V 1/200.00

291.00

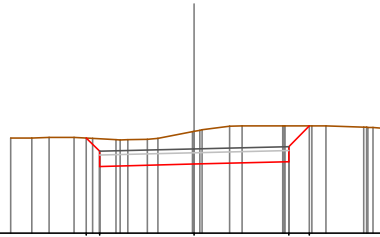


Quote	293.40 292.84	292.70	292.76 293.71
Parziali	0.37 2.50	2.50	0.55
Sviluppata Par.	0.52 2.50	2.50	0.78
Sviluppata	0.00 0.52	3.02	5.52 6.30
Progressiva	-0.00 -2.87 -0.36	0.00	-2.50 -3.05
Dislivelli	-0.00 -0.36	-0.83	-0.95 -0.00

Sezione: 39  
 Progressiva: 300.000  
 Q. Progetto: 293.228

Scala H 1/200.00  
 Scala V 1/200.00

291.00

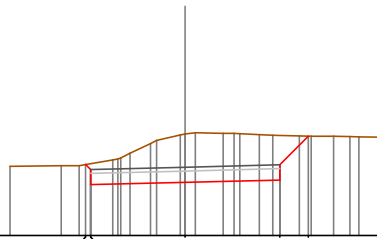


Quote	293.52 292.77	292.83	292.89 293.84
Parziali	0.35 2.50	2.50	0.55
Sviluppata Par.	0.50 2.50	2.50	0.77
Sviluppata	0.00 0.50	3.00	5.50 6.27
Progressiva	-0.00 -2.85 -0.33	0.00	-2.50 -3.05
Dislivelli	-0.00 -0.33	-0.87	-0.95 -0.00

Sezione: 40  
 Progressiva: 310.000  
 Q. Progetto: 294.803

Scala H 1/200.00  
 Scala V 1/200.00

293.00

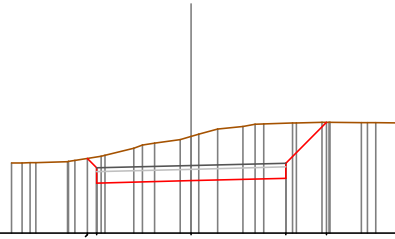


Quote	294.88 294.34	294.40	294.47 295.63
Parziali	2.50	2.50	0.76
Sviluppata Par.	2.50	2.50	1.08
Sviluppata	0.00 0.19	2.69	5.19 6.27
Progressiva	-0.00 -2.63 -0.16	0.00	-2.50 -3.26
Dislivelli	-0.00 -0.16	-1.28	-1.18 -0.00

Sezione: 41  
 Progressiva: 316.993  
 Q. Progetto: 295.783

Scala H 1/200.00  
 Scala V 1/200.00

294.00

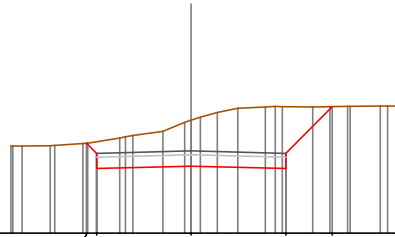


Quote		295.97	295.92	295.88	295.85	295.93
Parziali		0.35	2.50	2.50	1.08	
Sviluppata Par.		0.35	2.50	2.50	1.53	
Sviluppata		0.00	0.35	2.85	5.35	6.88
Progressiva		-0.00	-2.75	0.00	-2.50	-1.46
Dislivelli		-0.29	-2.50	-1.17	0.00	-3.56

Sezione: 42  
 Progressiva: 320.000  
 Q. Progetto: 296.174

Scala H 1/200.00  
 Scala V 1/200.00

294.00

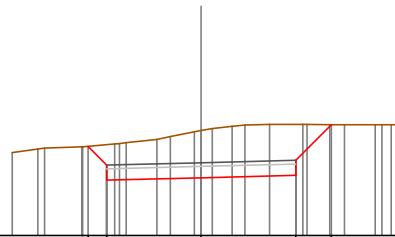


Quote		296.38	296.71	296.77	296.71	297.34
Parziali		0.37	2.50	2.50	1.23	
Sviluppata Par.		0.38	2.50	2.50	1.74	
Sviluppata		0.00	0.38	2.88	5.38	7.12
Progressiva		0.00	-2.77	0.00	-2.50	-1.64
Dislivelli		-0.31	-2.50	-1.21	0.00	-3.73

Sezione: 43  
 Progressiva: 335.823  
 Q. Progetto: 297.924

Scala H 1/200.00  
 Scala V 1/200.00

296.00

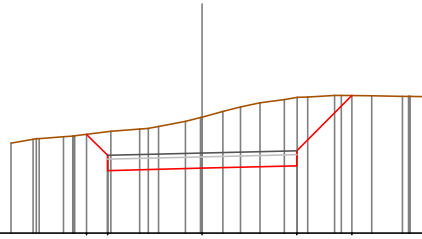


Quote		297.35	297.46	297.52	297.59	298.03
Parziali		0.49	2.50	2.50	0.94	
Sviluppata Par.		0.70	2.50	2.50	1.33	
Sviluppata		0.00	0.70	3.20	5.70	7.03
Progressiva		-2.99	-2.50	0.00	-2.50	-3.44
Dislivelli		-0.54	-2.50	-1.25	0.00	-3.44

Sezione: 44  
 Progressiva: 337.870  
 Q. Progetto: 298.113

Scala H 1/200.00  
 Scala V 1/200.00

296.00

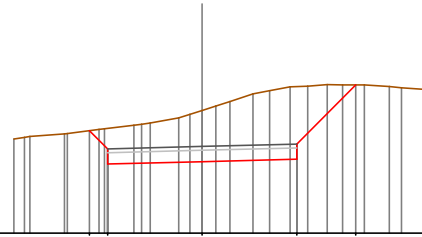


Quote	296.61	297.65	297.71	297.78	298.63
Parziali	0.56	2.50	2.50	1.46	
Sviluppata Par.	0.79	2.50	2.50	2.06	
Sviluppata	0.00	-3.06	0.00	-0.79	3.29
Progressiva	-0.63	-2.50	0.00	-1.81	-2.50
Dislivelli	-0.00	-1.35	0.00	-1.81	-0.00

Sezione: 45  
 Progressiva: 339.917  
 Q. Progetto: 298.294

Scala H 1/200.00  
 Scala V 1/200.00

296.00

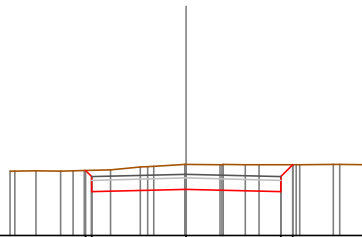


Quote	296.71	297.83	297.89	297.96	298.92
Parziali	0.48	2.50	2.50	1.56	
Sviluppata Par.	0.68	2.50	2.50	2.21	
Sviluppata	0.00	-2.98	0.00	-0.68	3.18
Progressiva	-0.54	-2.50	0.00	-1.92	-2.50
Dislivelli	-0.00	-1.35	0.00	-1.92	0.00

Sezione: 46  
 Progressiva: 360.000  
 Q. Progetto: 299.619

Scala H 1/200.00  
 Scala V 1/200.00

298.00

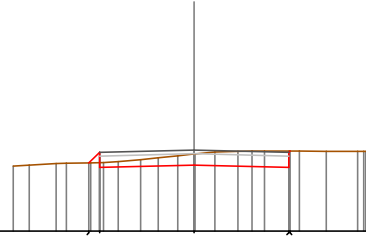


Quote	298.72	299.16	299.22	299.16	299.87
Parziali		2.50	2.50	0.32	
Sviluppata Par.		2.50	2.50	0.45	
Sviluppata	0.00	-2.66	0.00	-0.23	2.73
Progressiva	-0.17	-2.50	0.00	-0.66	-2.50
Dislivelli	-0.00	-0.66	0.00	-0.72	0.00

Sezione: 47  
 Progressiva: 380.000  
 Q. Progetto: 300.143

Scala H 1/200.00  
 Scala V 1/200.00

298.00

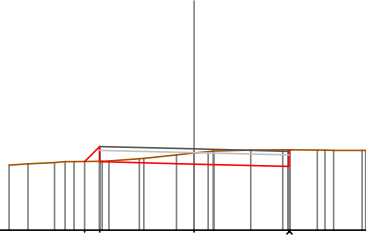


Quote	299.90 299.68	299.74	299.68 300.12
Parziali	0.28	2.50	2.50
Sviluppata Par.	0.00	2.50	2.50
Sviluppata	0.00 0.40	2.90	5.40 5.45
Progressiva	0.00 -2.78 -2.50	0.00 2.90	-0.44 2.50 2.54
Dislivelli	0.00 -0.28	-0.29	-0.44 0.00

Sezione: 48  
 Progressiva: 380.552  
 Q. Progetto: 300.150

Scala H 1/200.00  
 Scala V 1/200.00

298.00

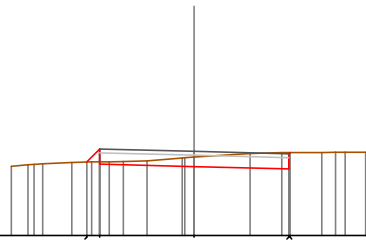


Quote	299.81 299.81	299.75	299.69 300.12
Parziali	0.40	2.50	2.50
Sviluppata Par.	0.56	2.50	2.50
Sviluppata	0.00 0.56	3.06	5.56 5.62
Progressiva	0.00 -2.90 -2.50	0.00 3.06	-0.44 2.50 2.54
Dislivelli	0.00 -0.39	-0.29	-0.44 0.00

Sezione: 49  
 Progressiva: 386.471  
 Q. Progetto: 300.221

Scala H 1/200.00  
 Scala V 1/200.00

298.00



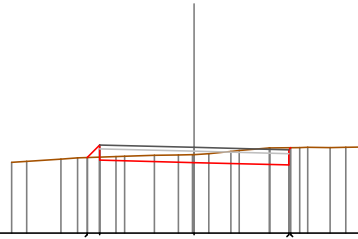
Quote	299.94 299.88	299.85	299.76 300.19
Parziali	0.6	2.50	2.50
Sviluppata Par.	0.48	2.50	2.50
Sviluppata	0.00 0.48	2.98	5.48 5.53
Progressiva	0.00 -2.84 -2.50	0.00 2.98	-0.43 2.50 2.53
Dislivelli	0.00 -0.34	-0.25	-0.43 0.00



Sezione: 50  
 Progressiva: 390.000  
 Q. Progetto: 300.263

Scala H 1/200.00  
 Scala V 1/200.00

298.00

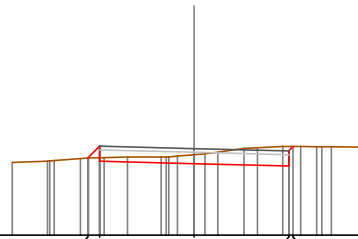


Quote	300.00	299.93	299.86	299.80	300.21
Parziali	0.00	2.50	2.50		
Sviluppata Par.	0.00	2.50	2.50		
Sviluppata	0.00	0.47	2.97	5.47	5.54
Progressiva	-2.83	-2.50	0.00	2.50	2.55
Dislivelli	0.00	-0.32	-0.21	-0.45	0.00

Sezione: 51  
 Progressiva: 392.391  
 Q. Progetto: 300.292

Scala H 1/200.00  
 Scala V 1/200.00

298.00

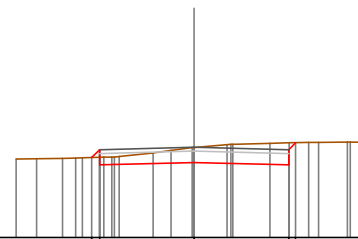


Quote	300.04	299.96	299.89	299.83	300.34
Parziali	0.00	2.50	2.50		
Sviluppata Par.	0.00	2.50	2.50		
Sviluppata	0.00	0.44	2.94	5.45	5.61
Progressiva	-2.81	-2.50	0.00	2.50	2.61
Dislivelli	-0.00	-0.31	-0.24	-0.51	0.00

Sezione: 52  
 Progressiva: 400.000  
 Q. Progetto: 300.382

Scala H 1/200.00  
 Scala V 1/200.00

298.00

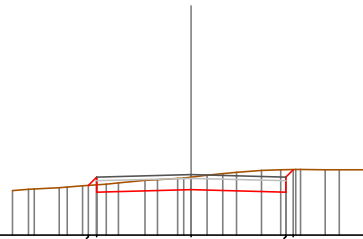


Quote	300.11	299.82	299.86	299.82	300.51
Parziali	0.00	2.50	2.50		
Sviluppata Par.	0.00	2.50	2.50		
Sviluppata	0.00	0.29	2.79	5.29	5.56
Progressiva	-2.71	-2.50	0.00	2.50	2.69
Dislivelli	0.00	-0.20	-0.40	-0.58	0.00

Sezione: 53  
 Progressiva: 420.000  
 Q. Progetto: 300.595

Scala H 1/200.00  
 Scala V 1/200.00

299.00

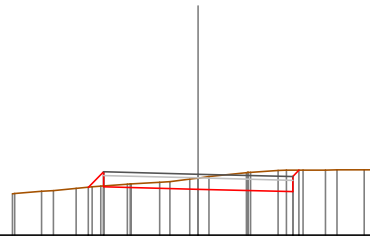


Quote	300.51 300.13	300.50	300.13 300.79
Parziali	0.00 -0.38	2.50	2.50
Sviluppata Par.	0.00 -0.38	2.50	2.50
Sviluppata	0.00 0.32	2.82	5.32 5.59
Progressiva	-2.72 -2.50	0.00	2.50 2.70
Dislivelli	0.00 -0.21	-0.33	-0.59 0.00

Sezione: 54  
 Progressiva: 421.747  
 Q. Progetto: 300.614

Scala H 1/200.00  
 Scala V 1/200.00

299.00

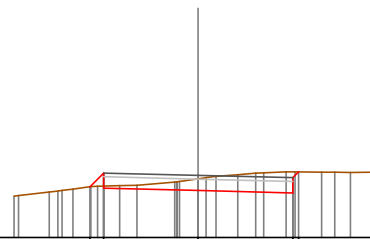


Quote	300.27 300.28	300.21	300.15 300.72
Parziali	0.00 0.41	2.50	2.50
Sviluppata Par.	0.00 0.58	2.50	2.50
Sviluppata	0.00 0.58	3.08	5.58 5.82
Progressiva	-2.91 -2.50	0.00	2.50 2.67
Dislivelli	-0.00 -0.38	-0.30	-0.57 0.00

Sezione: 55  
 Progressiva: 424.234  
 Q. Progetto: 300.640

Scala H 1/200.00  
 Scala V 1/200.00

299.00

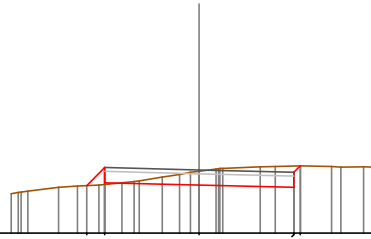


Quote	300.34 300.38	300.34	300.18 300.14
Parziali	0.00 0.37	2.50	2.50
Sviluppata Par.	0.00 0.52	2.50	2.50
Sviluppata	0.00 0.52	3.02	5.52 5.74
Progressiva	-2.87 -2.50	0.00	2.50 2.66
Dislivelli	0.00 -0.35	-0.31	-0.56 0.00

Sezione: 56  
 Progressiva: 426.720  
 Q. Progetto: 300.667

Scala H 1/200.00  
 Scala V 1/200.00

299.00

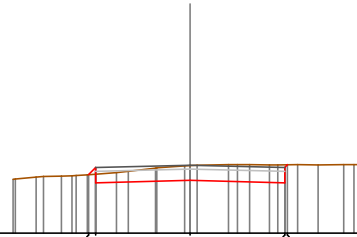


Quote	300.25 300.33	300.27	300.20 300.18
Parziali	0.48 2.50	2.50	2.50
Sviluppata Par.	0.67 2.50	2.50	2.50
Sviluppata	0.00 -0.67	0.00 -3.17	0.00 -5.67 -5.92
Progressiva	-2.98 -2.50	0.00	2.50 2.67
Dislivelli	0.00 -0.44	-0.37	-0.57 0.00

Sezione: 57  
 Progressiva: 440.000  
 Q. Progetto: 300.796

Scala H 1/200.00  
 Scala V 1/200.00

299.00

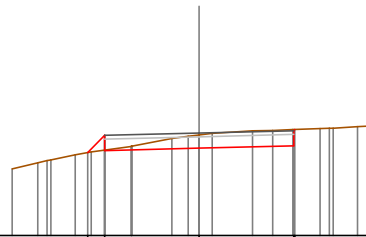


Quote	300.55 300.33	300.40	300.33 300.81
Parziali	0.00 2.50	2.50	2.50
Sviluppata Par.	0.00 2.50	2.50	2.50
Sviluppata	0.00 -0.26	0.00 -2.77	0.00 -5.27 -5.37
Progressiva	2.69 2.50	0.00	2.50 2.58
Dislivelli	0.00 -0.17	-0.39	-0.48 0.00

Sezione: 58  
 Progressiva: 454.562  
 Q. Progetto: 300.707

Scala H 1/200.00  
 Scala V 1/200.00

298.00

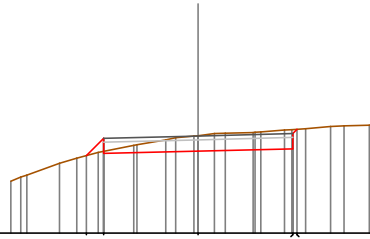


Quote	300.19 300.24	300.31	300.37 300.80
Parziali	0.45 2.50	2.50	2.50
Sviluppata Par.	0.64 2.50	2.50	2.50
Sviluppata	0.00 -0.64	0.00 -3.14	0.00 -5.64 -5.68
Progressiva	-2.95 -2.50	0.00	2.50 2.53
Dislivelli	0.00 -0.38	-0.35	-0.43 0.00

Sezione: 59  
 Progressiva: 460.000  
 Q. Progetto: 300.565

Scala H 1/200.00  
 Scala V 1/200.00

298.00

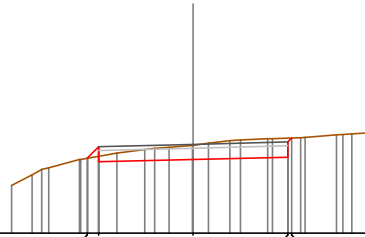


Quote	300.05 300.10	300.16	300.23 300.14
Parziali	0.46	2.50	2.50
Sviluppata Par.	0.64	2.50	2.50
Sviluppata	0.00 -0.34	0.00 -0.41	0.64 -0.50 2.50
Progressiva	-2.96 -2.50	0.00 -0.41	2.50 2.61
Dislivelli	0.00 -0.34	-0.41	-0.50 0.00

Sezione: 60  
 Progressiva: 466.064  
 Q. Progetto: 300.349

Scala H 1/200.00  
 Scala V 1/200.00

298.00

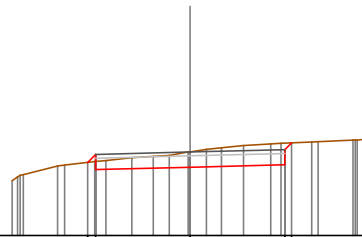


Quote	299.98 299.89	299.95	300.01 300.02
Parziali	0.31	2.50	2.50
Sviluppata Par.	0.43	2.50	2.50
Sviluppata	0.00 -0.25	0.00 -0.37	0.43 -0.50 2.50
Progressiva	2.81 2.50	0.00 -0.37	2.50 2.61
Dislivelli	0.00 -0.25	-0.37	-0.50 -0.00

Sezione: 61  
 Progressiva: 470.000  
 Q. Progetto: 300.204

Scala H 1/200.00  
 Scala V 1/200.00

298.00

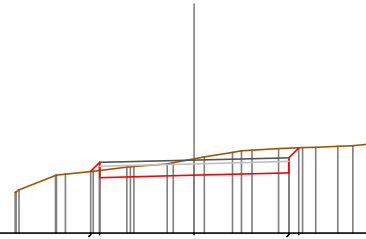


Quote	299.93 299.74	299.90	299.97 300.45
Parziali	0.21	2.50	2.50
Sviluppata Par.	0.30	2.50	2.50
Sviluppata	0.00 -0.19	0.30 -0.41	0.30 -0.57 2.50
Progressiva	-2.71 -2.50	0.00 -0.41	2.50 2.68
Dislivelli	0.00 -0.19	-0.41	-0.57 0.00

Sezione: 62  
 Progressiva: 477.566  
 Q. Progetto: 299.927

Scala H 1/200.00  
 Scala V 1/200.00

298.00

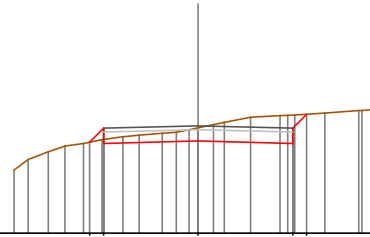


Quote	298.53 298.16	298.53	298.59 298.28
Parziali	0.37 2.50	2.50	0.37 2.50
Sviluppata Par.	0.37 2.50	2.50	0.37 2.50
Sviluppata	0.00 0.33	2.84	5.34 5.71
Progressiva	-2.74 -2.50	0.00	2.50 2.76
Dislivelli	0.00 -0.21	-0.43	-0.65 -0.00

Sezione: 63  
 Progressiva: 480.000  
 Q. Progetto: 299.838

Scala H 1/200.00  
 Scala V 1/200.00

297.00

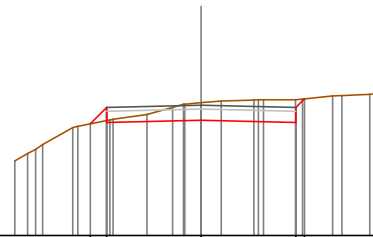


Quote	298.40 298.38	298.44	298.38 298.15
Parziali	0.37 2.50	2.50	0.37 2.50
Sviluppata Par.	0.52 2.50	2.50	0.52 2.50
Sviluppata	0.00 0.52	3.02	5.53 6.05
Progressiva	-2.87 -2.50	0.00	2.50 2.87
Dislivelli	0.00 -0.30	-0.35	-0.75 -0.00

Sezione: 64  
 Progressiva: 500.000  
 Q. Progetto: 299.445

Scala H 1/200.00  
 Scala V 1/200.00

296.00

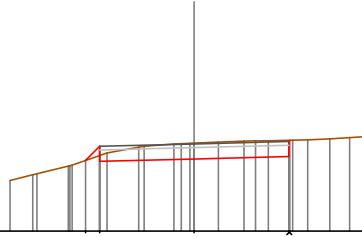


Quote	296.06 295.88	296.06	296.06 295.61
Parziali	0.43 2.50	2.50	0.43 2.50
Sviluppata Par.	0.61 2.50	2.50	0.38 2.50
Sviluppata	0.00 0.61	3.11	5.61 5.94
Progressiva	-2.93 -2.50	0.00	2.50 2.73
Dislivelli	0.00 -0.35	-0.46	-0.61 0.00

Sezione: 65  
 Progressiva: 519.823  
 Q. Progetto: 299.304

Scala H 1/200.00  
 Scala V 1/200.00

297.00

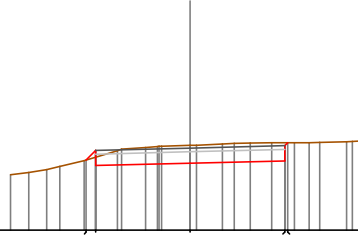


Quote	298.97 298.84	298.90	298.97 298.80
Parziali	0.37	2.50	2.50
Sviluppata Par.	0.53	2.50	2.50
Sviluppata	0.00 0.53	3.03	5.53 5.58
Progressiva	-2.87 -2.50	0.00	2.50 2.53
Dislivelli	0.00 -0.24	-0.42	-0.43 -0.00

Sezione: 66  
 Progressiva: 524.703  
 Q. Progetto: 299.172

Scala H 1/200.00  
 Scala V 1/200.00

297.00

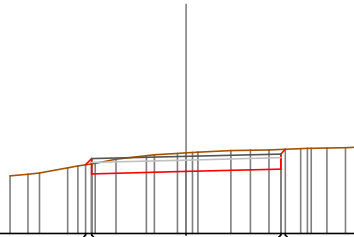


Quote	298.86 298.71	298.77	298.83 298.31
Parziali	0.35	2.50	2.50
Sviluppata Par.	0.35	2.50	2.50
Sviluppata	0.00 0.36	2.86	5.36 5.47
Progressiva	-2.75 -2.50	0.00	2.50 2.58
Dislivelli	-0.00 -0.18	-0.47	-0.48 -0.00

Sezione: 67  
 Progressiva: 529.583  
 Q. Progetto: 299.039

Scala H 1/200.00  
 Scala V 1/200.00

297.00

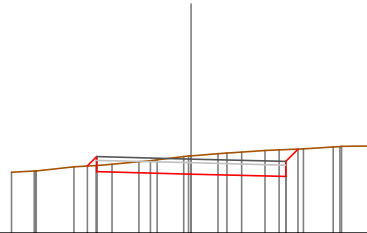


Quote	298.82 298.58	298.64	298.70 298.23
Parziali		2.50	2.50
Sviluppata Par.		2.50	2.50
Sviluppata	0.00 0.23	2.73	5.23 5.40
Progressiva	-2.66 -2.50	0.00	2.50 2.62
Dislivelli	-0.00 0.14	-0.49	-0.52 0.00

Sezione: 68  
 Progressiva: 532.609  
 Q. Progetto: 298.957

Scala H 1/200.00  
 Scala V 1/200.00

297.00

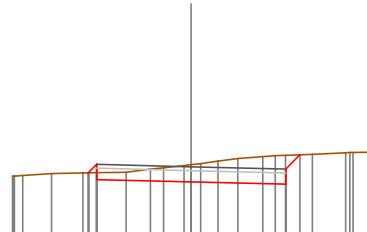


Quote	298.71	298.62	298.56	298.49	298.22
Parziali	0.00	2.50	2.50	0.00	
Sviluppata Par.	0.00	2.50	2.50	0.00	
Sviluppata	0.00	0.35	2.85	5.35	5.81
Progressiva	-2.75	-2.50	0.00	-2.50	-2.82
Dislivelli	0.00	-0.23	-0.48	-0.71	0.00

Sezione: 69  
 Progressiva: 540.000  
 Q. Progetto: 298.756

Scala H 1/200.00  
 Scala V 1/200.00

297.00

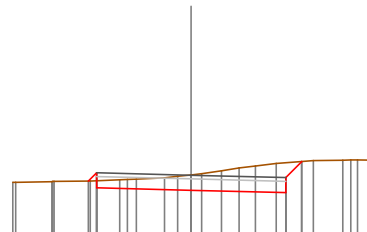


Quote	298.59	298.42	298.36	298.29	298.07
Parziali	0.00	2.50	2.50	0.38	
Sviluppata Par.	0.00	2.50	2.50	0.54	
Sviluppata	0.00	0.32	2.82	5.32	5.86
Progressiva	-2.73	-2.50	0.00	-2.50	-2.88
Dislivelli	0.00	-0.22	-0.45	-0.76	-0.00

Sezione: 70  
 Progressiva: 549.962  
 Q. Progetto: 298.593

Scala H 1/200.00  
 Scala V 1/200.00

297.00

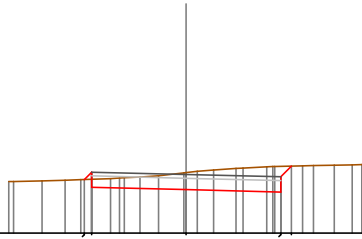


Quote	298.44	298.38	298.19	298.13	298.06
Parziali	0.00	2.50	2.50	0.43	
Sviluppata Par.	0.00	2.50	2.50	0.60	
Sviluppata	0.00	0.31	2.81	5.31	5.91
Progressiva	-2.72	-2.50	0.00	-2.50	-2.93
Dislivelli	0.00	-0.21	-0.41	-0.79	0.00

Sezione: 71  
 Progressiva: 560.000  
 Q. Progetto: 298.546

Scala H 1/200.00  
 Scala V 1/200.00

297.00

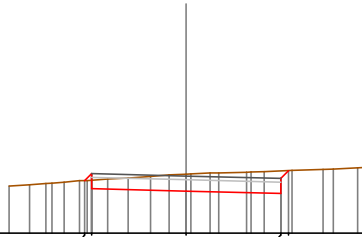


Quote	298.41 298.41		298.15	298.08 298.77
Parziali	0.00	2.50	2.50	0.00
Sviluppata Par.	0.00	2.50	2.50	0.00
Sviluppata	0.00 0.27		2.78	5.28 5.68
Progressiva	0.00 -2.68	-2.50	0.00	2.50 -0.68
Dislivelli	0.00 -0.19		-0.45	0.00 2.78

Sezione: 72  
 Progressiva: 567.315  
 Q. Progetto: 298.512

Scala H 1/200.00  
 Scala V 1/200.00

297.00

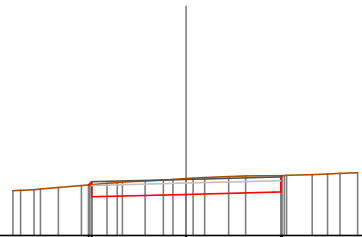


Quote	298.39 298.17		298.11	298.05 298.05
Parziali	0.00	2.50	2.50	0.00
Sviluppata Par.	0.00	2.50	2.50	0.00
Sviluppata	0.00 0.26		2.76	5.26 5.55
Progressiva	0.00 2.68	-2.50	0.00	2.50 -0.60
Dislivelli	0.00 -0.17		-0.45	0.00 2.70

Sezione: 73  
 Progressiva: 572.195  
 Q. Progetto: 298.483

Scala H 1/200.00  
 Scala V 1/200.00

297.00



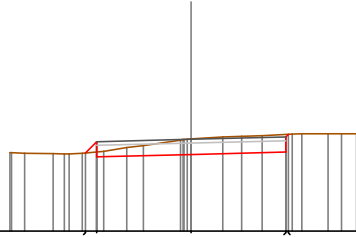
Quote	298.33 298.02		298.08	298.15 298.08
Parziali	0.00	2.50	2.50	0.00
Sviluppata Par.	0.00	2.50	2.50	0.00
Sviluppata	0.00 0.12		2.62	5.12 5.18
Progressiva	0.00 -2.59	-2.50	0.00	2.50 -0.44
Dislivelli	0.00 0.08		-0.42	0.00 2.54



Sezione: 74  
 Progressiva: 576.331  
 Q. Progetto: 298.425

Scala H 1/200.00  
 Scala V 1/200.00

296.00

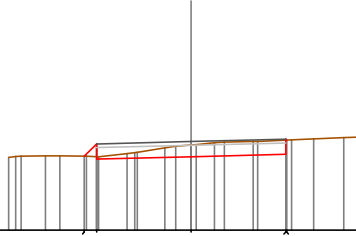


Quote	298.04	297.96	298.02	298.09	298.04
Parziali		0.33	2.50	2.50	
Sviluppata Par.		0.32	2.50	2.50	
Sviluppata	0.00	0.42	2.92	5.42	5.52
Progressiva	-0.00	-2.80	-0.00	-2.50	-0.00
Dislivelli		-0.27	-2.50	-0.41	0.00

Sezione: 75  
 Progressiva: 580.000  
 Q. Progetto: 298.344

Scala H 1/200.00  
 Scala V 1/200.00

296.00

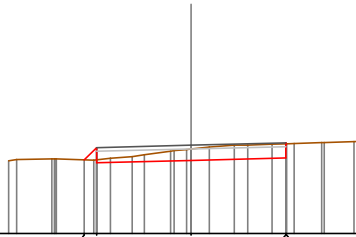


Quote	297.95	297.98	297.94	298.01	298.38
Parziali		0.33	2.50	2.50	
Sviluppata Par.		0.46	2.50	2.50	
Sviluppata	0.00	0.46	2.96	5.46	5.50
Progressiva	-0.00	-2.83	-0.00	-2.50	-0.00
Dislivelli		-0.34	-2.50	-0.37	0.00

Sezione: 76  
 Progressiva: 580.467  
 Q. Progetto: 298.332

Scala H 1/200.00  
 Scala V 1/200.00

296.00

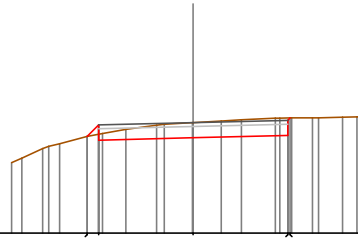


Quote	297.94	297.87	297.93	297.99	298.37
Parziali		0.33	2.50	2.50	
Sviluppata Par.		0.46	2.50	2.50	
Sviluppata	0.00	0.46	2.96	5.46	5.50
Progressiva	-0.00	-2.83	-0.00	-2.50	-0.00
Dislivelli		-0.33	-2.50	-0.38	0.00

Sezione: 77  
 Progressiva: 595.517  
 Q. Progetto: 297.917

Scala H 1/200.00  
 Scala V 1/200.00

295.00

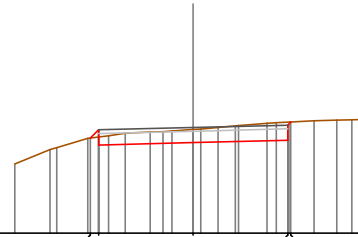


Quote	297.55	297.55	297.52	297.58	298.04
Parziali	0.39	2.50	2.50		
Sviluppata Par.	0.33	2.50	2.50		
Sviluppata	0.00	0.43	2.93	5.43	5.52
Progressiva	0.00	-2.80	-2.50	0.00	2.50
Dislivelli	0.00	-0.25	-0.40	-0.46	0.00

Sezione: 78  
 Progressiva: 599.949  
 Q. Progetto: 297.795

Scala H 1/200.00  
 Scala V 1/200.00

295.00

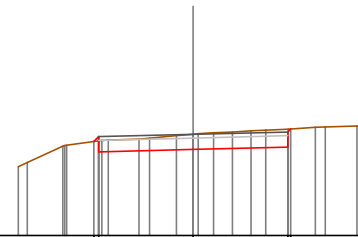


Quote	297.51	297.33	297.40	297.46	297.94
Parziali	0.32	2.50	2.50		
Sviluppata Par.	0.31	2.50	2.50		
Sviluppata	0.00	0.31	2.81	5.31	5.43
Progressiva	0.00	-2.72	-2.50	0.00	2.50
Dislivelli	0.00	-0.19	-0.35	-0.48	-0.00

Sezione: 79  
 Progressiva: 604.381  
 Q. Progetto: 297.673

Scala H 1/200.00  
 Scala V 1/200.00

295.00

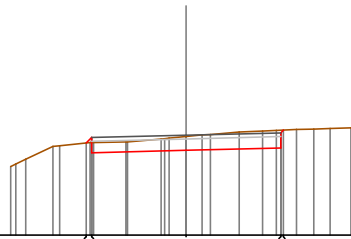


Quote	297.48	297.21	297.27	297.34	297.82
Parziali		2.50	2.50		
Sviluppata Par.		2.50	2.50		
Sviluppata	0.00	0.18	2.68	5.18	5.29
Progressiva	0.00	-2.63	-2.50	0.00	2.50
Dislivelli	0.00	0.11	-0.40	-0.48	-0.00

Sezione: 80  
 Progressiva: 605.601  
 Q. Progetto: 297.639

Scala H 1/200.00  
 Scala V 1/200.00

295.00

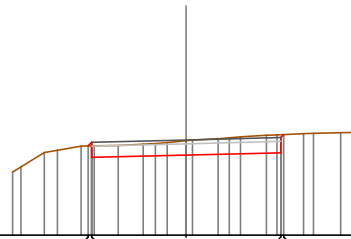


Quote	297.43 297.18	297.24	297.30 297.77
Parziali	2.50	2.50	
Sviluppata Par.	2.50	2.50	
Sviluppata	0.00 0.20	2.70	5.20 5.30
Progressiva	-2.64 -2.50	0.00	2.50 2.57
Dislivelli	0.00 0.13	-0.36	-0.47 -0.00

Sezione: 81  
 Progressiva: 610.000  
 Q. Progetto: 297.518

Scala H 1/200.00  
 Scala V 1/200.00

295.00

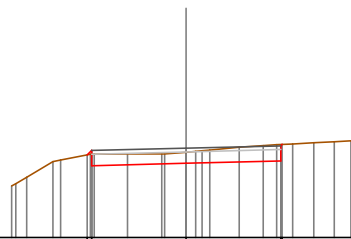


Quote	297.36 297.06	297.12	297.18 297.66
Parziali	2.50	2.50	
Sviluppata Par.	2.50	2.50	
Sviluppata	0.00 0.13	2.63	5.13 5.25
Progressiva	-2.59 -2.50	0.00	2.50 2.58
Dislivelli	0.00 0.09	-0.38	-0.48 0.00

Sezione: 82  
 Progressiva: 615.722  
 Q. Progetto: 297.360

Scala H 1/200.00  
 Scala V 1/200.00

295.00

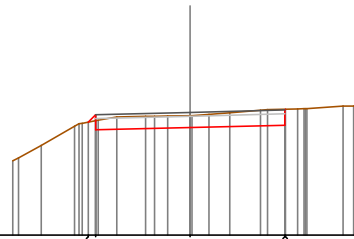


Quote	297.18 296.90	296.96	297.02 297.49
Parziali	2.50	2.50	
Sviluppata Par.	2.50	2.50	
Sviluppata	0.00 0.16	2.66	5.16 5.21
Progressiva	-2.61 -2.50	0.00	2.50 2.54
Dislivelli	0.00 0.10	-0.29	-0.43 0.00

Sezione: 83  
 Progressiva: 620.000  
 Q. Progetto: 297.242

Scala H 1/200.00  
 Scala V 1/200.00

294.00

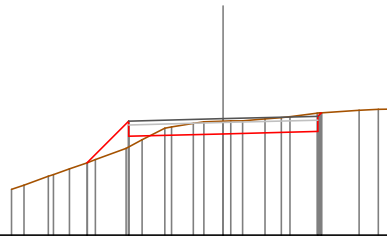


Quote	296.919 296.718	296.814	296.810 297.233
Parziali	2.50	2.50	
Sviluppata Par.	2.50	2.50	
Sviluppata	0.00 0.27	2.77	5.27 5.31
Progressiva	-0.00 -2.69 -0.16	-2.50	-0.31 0.00 2.50 2.52
Dislivelli			

Sezione: 84  
 Progressiva: 625.844  
 Q. Progetto: 297.081

Scala H 1/200.00  
 Scala V 1/200.00

294.00

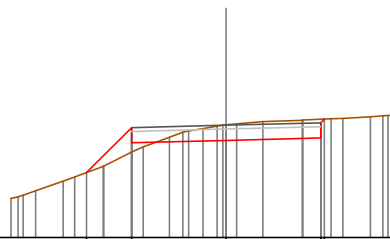


Quote	296.92	296.92	296.98	296.74 297.24
Parziali	1.10	2.50	2.50	
Sviluppata Par.	1.56	2.50	2.50	
Sviluppata	0.00	1.56	4.06	6.56 6.69
Progressiva	-0.00 -3.60 -0.68	-2.50	-0.34 0.00	-0.48 0.00 2.50 2.59
Dislivelli				

Sezione: 85  
 Progressiva: 630.000  
 Q. Progetto: 296.966

Scala H 1/200.00  
 Scala V 1/200.00

294.00

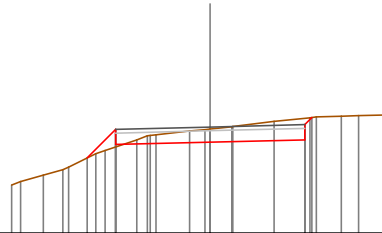


Quote	296.71	296.90	296.97	296.63 297.13
Parziali	1.19	2.50	2.50	
Sviluppata Par.	1.68	2.50	2.50	
Sviluppata	0.00	1.68	4.18	6.69 6.82
Progressiva	-0.00 -3.69 -0.64	-2.50	-0.41 0.00	-0.49 0.00 2.50 2.60
Dislivelli				

Sezione: 86  
 Progressiva: 635.938  
 Q. Progetto: 296.802

Scala H 1/200.00  
 Scala V 1/200.00

294.00

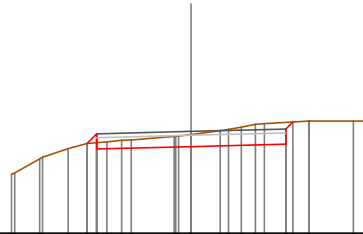


Quote	296.98	296.94	296.10	296.46	297.05
Parziali	0.75	2.50	2.50	0.11	
Sviluppata Par.	1.07	2.50	2.50	0.02	
Sviluppata	0.00	1.07	3.57	6.07	6.94
Progressiva	-3.25	-2.50	0.00	2.50	2.69
Dislivelli	-0.00	-0.47	-0.34	-0.57	0.00

Sezione: 87  
 Progressiva: 640.000  
 Q. Progetto: 296.690

Scala H 1/200.00  
 Scala V 1/200.00

294.00

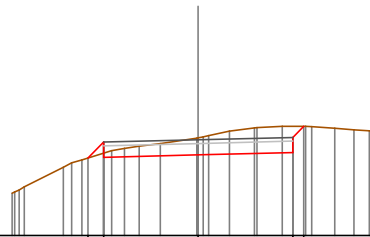


Quote	296.37	296.23	296.29	296.35	296.94
Parziali	0.35	2.50	2.50	0.10	
Sviluppata Par.	0.35	2.50	2.50	0.02	
Sviluppata	0.00	0.36	2.86	5.36	5.63
Progressiva	-2.76	-2.50	0.00	2.50	2.69
Dislivelli	0.00	-0.24	-0.32	-0.58	0.00

Sezione: 88  
 Progressiva: 645.841  
 Q. Progetto: 296.529

Scala H 1/200.00  
 Scala V 1/200.00

294.00

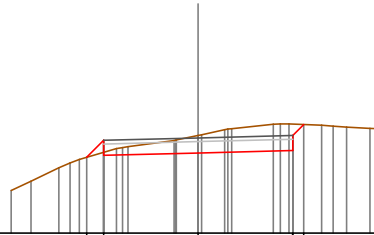


Quote	296.08	296.07	296.13	296.19	296.88
Parziali	0.42	2.50	2.50	0.21	
Sviluppata Par.	0.59	2.50	2.50	0.11	
Sviluppata	0.00	0.59	3.09	5.59	6.01
Progressiva	-2.92	-2.50	0.00	2.50	2.79
Dislivelli	0.00	-0.29	-0.45	-0.69	-0.00

Sezione: 89  
 Progressiva: 646.348  
 Q. Progetto: 296.515

Scala H 1/200.00  
 Scala V 1/200.00

294.00

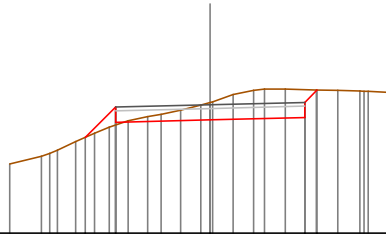


Quote	296.00	296.05	296.11	296.16	296.17
Parziali	0.45	2.50	2.50	0.50	
Sviluppata Par.	0.63	2.50	2.50	0.41	
Sviluppata	0.00	0.63	3.13	5.64	6.05
Progressiva	-2.95	-2.50	0.00	2.50	2.79
Dislivelli	-0.00	-0.32	-0.46	-0.70	0.00

Sezione: 90  
 Progressiva: 650.000  
 Q. Progetto: 296.397

Scala H 1/200.00  
 Scala V 1/200.00

293.00

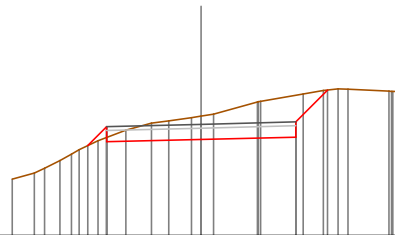


Quote	296.50	296.50	296.00	296.06	296.79
Parziali	0.80	2.50	2.50	0.35	
Sviluppata Par.	1.13	2.50	2.50	0.16	
Sviluppata	0.00	1.13	3.63	6.13	6.60
Progressiva	-3.30	-2.50	0.00	2.50	2.83
Dislivelli	-0.00	-0.47	-0.46	-0.74	0.00

Sezione: 91  
 Progressiva: 660.000  
 Q. Progetto: 295.938

Scala H 1/200.00  
 Scala V 1/200.00

293.00

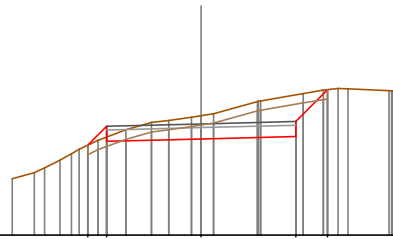


Quote	295.36	295.48	295.54	295.60	295.64
Parziali	0.50	2.50	2.50	0.84	
Sviluppata Par.	0.71	2.50	2.50	1.19	
Sviluppata	0.00	0.71	3.21	5.71	6.90
Progressiva	-3.00	-2.50	0.00	2.50	3.34
Dislivelli	-0.00	-0.28	-0.62	-1.11	-0.00

Sezione: 91  
 Progressiva: 660.000  
 Q. Progetto: 295.938

Scala H 1/200.00  
 Scala V 1/200.00

293.00

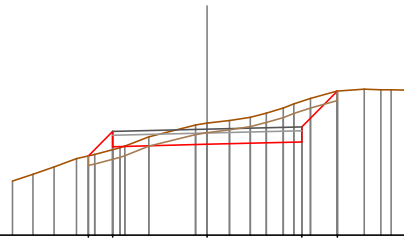


Quote		295.28	295.48	295.54	295.60	295.84
Parziali		0.50	2.50	2.50	0.84	
Sviluppata Par.		0.71	2.50	2.50	1.19	
Sviluppata		0.00	-0.71	3.21	-5.71	6.90
Progressiva		-3.00	-2.50	0.00	-2.50	-3.34
Dislivelli		0.00	-0.28	-0.62	-1.11	-0.00

Sezione: 92  
 Progressiva: 662.314  
 Q. Progetto: 295.804

Scala H 1/200.00  
 Scala V 1/200.00

293.00

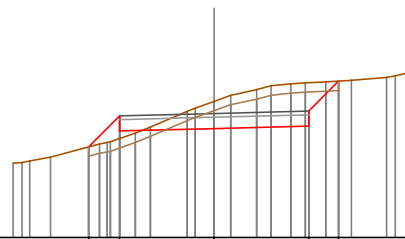


Quote		295.10	295.34	295.40	295.47	295.81
Parziali		0.65	2.50	2.50	0.95	
Sviluppata Par.		0.91	2.50	2.50	1.34	
Sviluppata		0.00	-0.91	3.41	-5.91	7.25
Progressiva		-3.15	-2.50	0.00	-2.50	-3.45
Dislivelli		-0.00	-0.48	-0.56	-1.07	-0.00

Sezione: 93  
 Progressiva: 670.000  
 Q. Progetto: 295.278

Scala H 1/200.00  
 Scala V 1/200.00

292.00

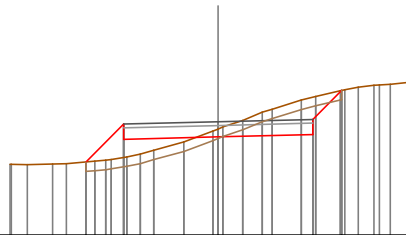


Quote		294.40	294.62	294.68	294.94	295.14
Parziali		0.82	2.50	2.50	0.80	
Sviluppata Par.		1.16	2.50	2.50	1.12	
Sviluppata		0.00	-1.16	3.66	-6.16	7.29
Progressiva		-3.32	-2.50	0.00	-2.50	-3.30
Dislivelli		0.00	-0.60	-0.72	-1.15	-0.00

Sezione: 94  
 Progressiva: 673.574  
 Q. Progetto: 294.994

Scala H 1/200.00  
 Scala V 1/200.00

292.00

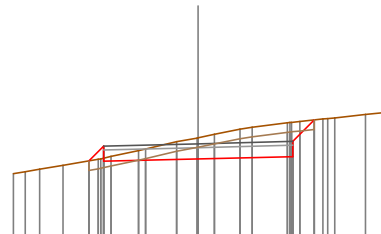


Quote		293.93	294.13	294.19	294.16	294.93
Parziali		1.00	2.50	2.50	0.77	
Sviluppata Par.		1.42	2.50	2.50	1.09	0.77
Sviluppata		0.00	1.42	3.92	6.42	7.51
Progressiva		-3.50	-2.50	0.00	2.50	3.27
Dislivelli		0.00	-0.88	-0.21	-0.99	0.00

Sezione: 95  
 Progressiva: 680.000  
 Q. Progetto: 294.417

Scala H 1/200.00  
 Scala V 1/200.00

292.00

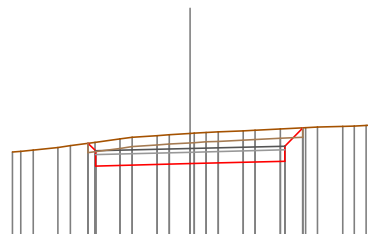


Quote		293.97	293.96	294.02	294.08	294.05
Parziali		0.39	2.50	2.50	0.57	
Sviluppata Par.		0.55	2.50	2.50	0.80	0.57
Sviluppata		0.00	0.55	3.05	5.55	6.36
Progressiva		-2.89	-2.50	0.00	2.50	3.07
Dislivelli		0.00	-0.32	-0.56	-0.91	0.00

Sezione: 96  
 Progressiva: 690.000  
 Q. Progetto: 293.352

Scala H 1/200.00  
 Scala V 1/200.00

291.00



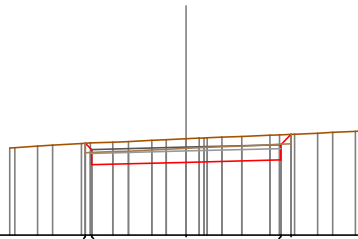
Quote		293.49	293.88	293.96	293.91	293.90
Parziali		0.75	2.50	2.50	0.48	
Sviluppata Par.		0.75	2.50	2.50	0.68	0.48
Sviluppata		0.00	0.28	2.78	5.28	5.96
Progressiva		-2.70	-2.50	0.00	2.50	2.98
Dislivelli		0.00	-0.23	-0.80	-0.86	0.00



Sezione: 97  
 Progressiva: 700.000  
 Q. Progetto: 292.322

Scala H 1/200.00  
 Scala V 1/200.00

290.00

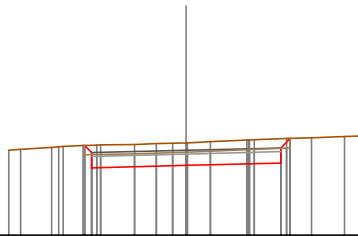


Quote	292.43	291.916	291.12	291.98	292.016
Parziali		2.50	2.50	0.52	
Sviluppata Par.		2.50	2.50	0.52	
Sviluppata	0.00	0.24	2.74	5.24	5.63
Progressiva	-2.67	-2.50	0.00	2.50	2.78
Dislivelli	0.00	-0.18	-0.62	-0.67	-0.00

Sezione: 98  
 Progressiva: 700.799  
 Q. Progetto: 292.245

Scala H 1/200.00  
 Scala V 1/200.00

290.00

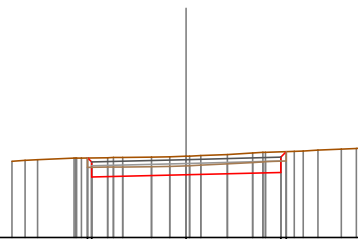


Quote	292.37	291.78	291.85	291.91	292.95
Parziali		2.50	2.50	0.52	
Sviluppata Par.		2.50	2.50	0.52	
Sviluppata	0.00	0.27	2.77	5.27	5.63
Progressiva	2.69	2.50	0.00	2.50	2.75
Dislivelli	0.00	-0.20	-0.60	-0.64	0.00

Sezione: 99  
 Progressiva: 702.817  
 Q. Progetto: 292.057

Scala H 1/200.00  
 Scala V 1/200.00

290.00

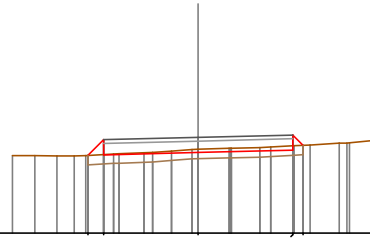


Quote	292.10	291.99	291.66	291.72	292.27
Parziali		2.50	2.50		
Sviluppata Par.		2.50	2.50		
Sviluppata	0.00	0.15	2.65	5.15	5.36
Progressiva	-2.61	-2.50	0.00	2.50	2.65
Dislivelli	0.00	-0.11	-0.49	-0.54	-0.00

Sezione: 100  
 Progressiva: 709.051  
 Q. Progetto: 291.529

Scala H 1/200.00  
 Scala V 1/200.00

289.00

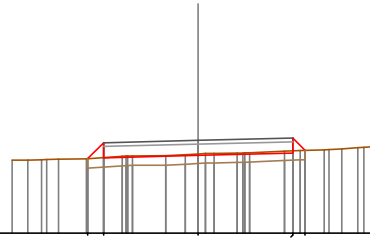


Quote	291.05 291.07	291.13	291.19 291.32
Parziali	0.41	2.50	2.50
Sviluppata Par.	0.59	2.50	2.50
Sviluppata	0.00 -0.59	3.09	5.59 5.97
Progressiva	-2.91 -2.50	0.00	-2.50 -2.77
Dislivelli	-0.00 -0.39	-0.09	-0.11 -0.00

Sezione: 101  
 Progressiva: 710.000  
 Q. Progetto: 291.456

Scala H 1/200.00  
 Scala V 1/200.00

289.00

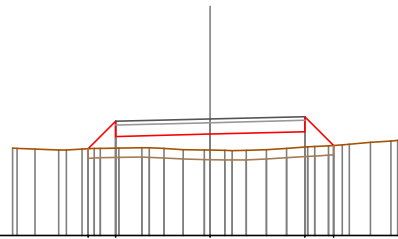


Quote	290.97 290.99	291.06	291.12 291.19
Parziali	0.42	2.50	2.50
Sviluppata Par.	0.60	2.50	2.50
Sviluppata	0.00 -0.60	3.10	5.60 6.06
Progressiva	-2.92 -2.50	0.00	-2.50 -2.83
Dislivelli	-0.00 -0.39	-0.04	-0.06 -0.00

Sezione: 102  
 Progressiva: 715.285  
 Q. Progetto: 291.080

Scala H 1/200.00  
 Scala V 1/200.00

288.00

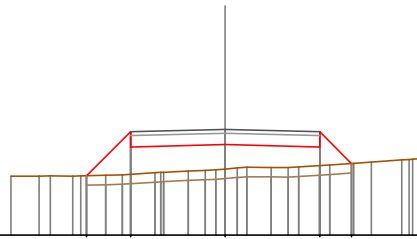


Quote	290.29 290.62	290.68	290.74 290.98
Parziali	0.73	2.50	2.50
Sviluppata Par.	1.03	2.50	2.50
Sviluppata	0.00 -1.03	3.53	6.03 7.11
Progressiva	-3.23 -2.50	0.00	-2.50 -3.26
Dislivelli	-0.00 -0.71	-0.42	-0.41 -0.00

Sezione: 103  
 Progressiva: 720.000  
 Q. Progetto: 290.792

Scala H 1/200.00  
 Scala V 1/200.00

288.00

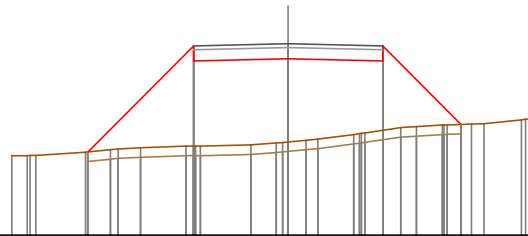


Quote		288.56	290.33	290.39	290.33	288.59
Parziali		1.17	2.50	2.50	0.84	
Sviluppata Par.		1.65	2.50	2.50	1.19	
Sviluppata		0.00	1.65	4.15	6.65	7.84
Progressiva		-3.67	-2.50	0.00	-2.50	-3.34
Dislivelli		0.00	-1.12	-0.65	-0.50	-0.00

Sezione: 104  
 Progressiva: 740.000  
 Q. Progetto: 290.066

Scala H 1/200.00  
 Scala V 1/200.00

285.00

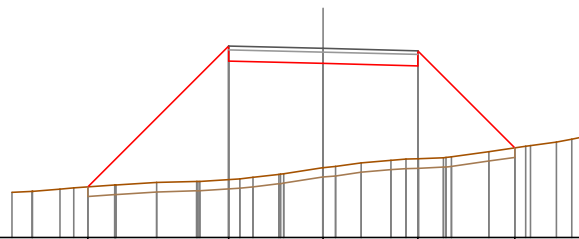


Quote		287.20	288.60	288.67	288.60	287.30
Parziali		2.81	2.50	2.50	2.07	
Sviluppata Par.		3.97	2.50	2.50	2.93	
Sviluppata		0.00	3.97	6.47	8.97	11.90
Progressiva		-5.31	-2.50	0.00	-2.50	-4.57
Dislivelli		0.00	-2.65	-2.20	-1.83	-0.00

Sezione: 105  
 Progressiva: 749.302  
 Q. Progetto: 290.000

Scala H 1/200.00  
 Scala V 1/200.00

285.00

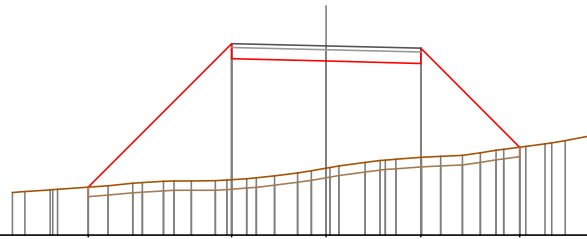


Quote		286.33	288.66	288.60	288.54	287.37
Parziali		3.73	2.50	2.50	2.57	
Sviluppata Par.		5.27	2.50	2.50	3.64	
Sviluppata		0.00	5.27	7.77	10.27	13.91
Progressiva		-6.23	-2.50	0.00	-2.50	-5.07
Dislivelli		0.00	-3.53	-2.75	-2.46	-0.00

Sezione: 106  
 Progressiva: 750.000  
 Q. Progetto: 290.000

Scala H 1/200.00  
 Scala V 1/200.00

285.00

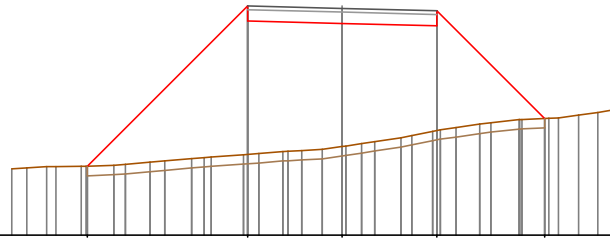


Quote		286.27	286.16	286.10	286.14	287.32
Parziali		3.80	2.50	2.50	2.62	
Sviluppata Par.		5.37	2.50	2.50	3.70	
Sviluppata	0.00	-6.30	-2.50	0.00	2.50	-5.12
Progressiva		0.00	-3.60	-2.84	-2.49	0.00
Dislivelli		0.00	-3.60	-2.84	-2.49	0.00

Sezione: 107  
 Progressiva: 755.525  
 Q. Progetto: 290.000

Scala H 1/200.00  
 Scala V 1/200.00

284.00



Quote		286.32	286.06	286.00	286.14	287.08
Parziali		4.24	2.50	2.50	2.85	
Sviluppata Par.		6.00	2.50	2.50	4.04	
Sviluppata	0.00	-6.74	-2.50	0.00	2.50	-5.35
Progressiva		0.00	-3.93	-3.26	-2.77	0.00
Dislivelli		0.00	-3.93	-3.26	-2.77	0.00

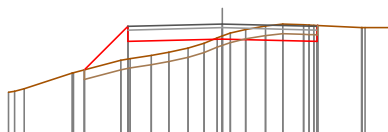
**SEZIONI TRASVERSALI**  
**Profilo longitudinale tratto 29-30**  
**Viabilità di impianto postazione aerogeneratore**  
**WTG15**

**DISEGNI DI RIFERIMENTO**

<b>TAVOLA</b>	<b>DESCRIZIONE</b>
WGG-TC8	Viabilità e piazzole - Planimetria di progetto-Fase di cantiere
WGG-TC11-i	Profili longitudinali viabilità di impianto

Sezione: 2  
 Progressiva: 12.173  
 Q. Progetto: 296.884  
 Scala H 1/200.00  
 Scala V 1/200.00

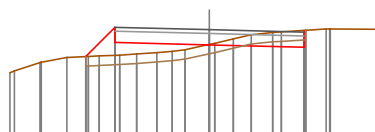
294.00



Quote		296.67	296.42	296.18	296.42	296.84
Parziali		1.16	2.50	2.50		
Sviluppata Par.		1.64	2.50	2.50		
Sviluppata		0.00	1.64	4.14	6.64	6.67
Progressiva		-3.66	2.50	0.00	2.50	2.52
Dislivelli		-0.00	0.86	-0.08	-0.42	0.00

Sezione: 3  
 Progressiva: 17.679  
 Q. Progetto: 296.774  
 Scala H 1/200.00  
 Scala V 1/200.00

294.00



Quote		296.06	296.44	296.37	296.31	296.76
Parziali		0.77	2.50	2.50		
Sviluppata Par.		1.10	2.50	2.50		
Sviluppata		0.00	1.10	3.60	6.10	6.16
Progressiva		-3.27	2.50	0.00	2.50	2.55
Dislivelli		0.00	0.74	-0.01	-0.44	0.00

Sezione: 4  
 Progressiva: 20.000  
 Q. Progetto: 296.722  
 Scala H 1/200.00  
 Scala V 1/200.00

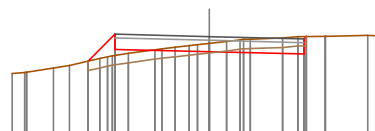
294.00



Quote		296.10	296.36	296.32	296.26	296.85
Parziali		0.68	2.50	2.50		
Sviluppata Par.		0.97	2.50	2.50		
Sviluppata		0.00	0.97	3.47	5.97	6.23
Progressiva		-3.18	2.50	0.00	2.50	2.69
Dislivelli		0.00	0.65	-0.27	-0.59	-0.00

Sezione: 5  
 Progressiva: 26.691  
 Q. Progetto: 296.572  
 Scala H 1/200.00  
 Scala V 1/200.00

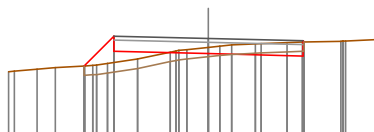
294.00



Quote		296.32	296.23	296.17	296.11	296.58
Parziali		0.72	2.50	2.50		
Sviluppata Par.		1.01	2.50	2.50		
Sviluppata		0.00	1.01	3.51	6.01	6.11
Progressiva		-3.22	2.50	0.00	2.50	2.57
Dislivelli		0.00	0.56	-0.22	-0.47	-0.00

Sezione: 6  
 Progressiva: 30.000  
 Q. Progetto: 296.498  
 Scala H 1/200.00  
 Scala V 1/200.00

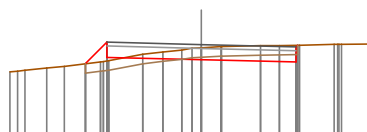
294.00



Quote	296.77	296.16	296.10	296.04	296.41
Parziali	0.79	2.50	2.50		
Sviluppata Par.	1.11	2.50	2.50		
Sviluppata	0.00	1.11	3.61	6.11	6.15
Progressiva	-3.29	-2.50	0.00	2.50	2.53
Dislivelli	0.00	0.70	-0.17	-0.37	0.00

Sezione: 7  
 Progressiva: 35.703  
 Q. Progetto: 296.380  
 Scala H 1/200.00  
 Scala V 1/200.00

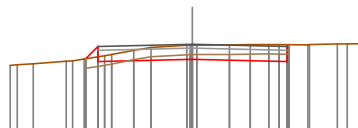
294.00



Quote	296.67	296.04	296.08	296.02	296.36
Parziali	0.57	2.50	2.50		
Sviluppata Par.	0.80	2.50	2.50		
Sviluppata	0.00	0.80	3.30	5.80	5.87
Progressiva	-3.07	-2.50	0.00	2.50	2.54
Dislivelli	0.00	0.49	-0.32	-0.44	0.00

Sezione: 8  
 Progressiva: 40.000  
 Q. Progetto: 296.328  
 Scala H 1/200.00  
 Scala V 1/200.00

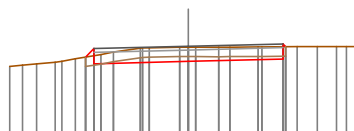
294.00



Quote	296.94	296.67	296.63	296.67	296.52
Parziali	0.32	2.50	2.50		
Sviluppata Par.	0.46	2.50	2.50		
Sviluppata	0.00	0.46	2.96	5.46	5.53
Progressiva	-2.82	-2.50	0.00	2.50	2.55
Dislivelli	-0.00	0.27	-0.37	-0.45	0.00

Sezione: 9  
 Progressiva: 42.477  
 Q. Progetto: 296.315  
 Scala H 1/200.00  
 Scala V 1/200.00

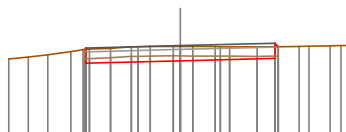
294.00



Quote	296.03	296.65	296.62	296.68	296.31
Parziali	0.32	2.50	2.50		
Sviluppata Par.	0.32	2.50	2.50		
Sviluppata	0.00	0.32	2.82	5.32	5.42
Progressiva	-2.72	-2.50	0.00	2.50	2.57
Dislivelli	-0.00	0.19	-0.38	-0.33	0.00

Sezione: 10  
 Progressiva: 50.000  
 Q. Progetto: 296.309  
 Scala H 1/200.00  
 Scala V 1/200.00

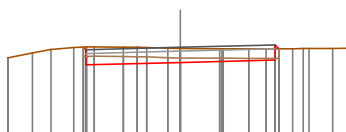
294.00



Quote	296.21 296.85	296.01	296.97 296.28
Parziali	2.50	2.50	
Sviluppata Par.	2.50	2.50	
Sviluppata	0.00 0.05	2.55	5.06 5.18
Progressiva	2.54 2.50	0.00	2.50 2.59
Dislivelli	0.00 0.04	-0.38	0.31 0.00

Sezione: 11  
 Progressiva: 52.338  
 Q. Progetto: 296.307  
 Scala H 1/200.00  
 Scala V 1/200.00

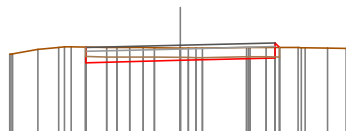
294.00



Quote	296.31 296.84	296.01	296.97 296.27
Parziali	2.50	2.50	
Sviluppata Par.	2.50	2.50	
Sviluppata	0.00 0.10	2.60	5.10 5.24
Progressiva	2.57 2.50	0.00	2.50 2.60
Dislivelli	0.00 -0.07	-0.37	0.30 0.00

Sezione: 12  
 Progressiva: 60.000  
 Q. Progetto: 296.301  
 Scala H 1/200.00  
 Scala V 1/200.00

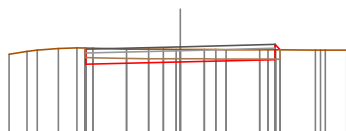
294.00



Quote	296.54	296.00	296.96 296.24
Parziali	2.50	2.50	
Sviluppata Par.	2.50	2.50	
Sviluppata	0.00	2.50	5.00 5.18
Progressiva	2.51	0.00	2.50 2.62
Dislivelli	0.00	-0.33	0.28 0.00

Sezione: 13  
 Progressiva: 62.199  
 Q. Progetto: 296.300  
 Scala H 1/200.00  
 Scala V 1/200.00

294.00

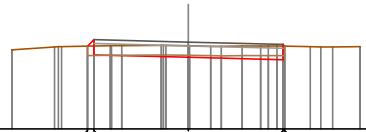


Quote	296.27 296.84	296.00	296.96 296.22
Parziali	2.50	2.50	
Sviluppata Par.	2.50	2.50	
Sviluppata	0.00 0.04	2.54	5.04 5.24
Progressiva	2.53 2.50	0.00	2.50 2.64
Dislivelli	0.00 -0.03	-0.33	0.26 0.00



Sezione: 14  
 Progressiva: 65.926  
 Q. Progetto: 296.297  
 Scala H 1/200.00  
 Scala V 1/200.00

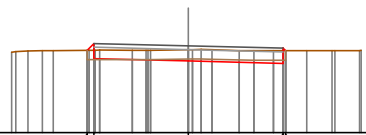
294.00



Quote	296.19	296.96	296.00	296.83	296.19
Parziali		2.50		2.50	
Sviluppata Par.		2.50		2.50	
Sviluppata	0.00	0.00	2.74	5.24	5.31
Progressiva	-2.67	-2.50	0.00	2.50	2.55
Dislivelli	0.00	0.17	-0.30	-0.36	0.00

Sezione: 15  
 Progressiva: 70.000  
 Q. Progetto: 296.294  
 Scala H 1/200.00  
 Scala V 1/200.00

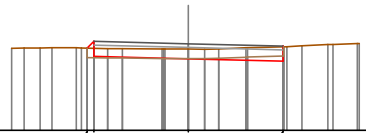
294.00



Quote	296.15	296.96	296.89	296.83	296.15
Parziali		2.50		2.50	
Sviluppata Par.		2.50		2.50	
Sviluppata	0.00	0.00	2.76	5.26	5.35
Progressiva	-2.68	-2.50	0.00	2.50	2.57
Dislivelli	0.00	0.18	-0.30	-0.33	0.00

Sezione: 16  
 Progressiva: 80.000  
 Q. Progetto: 296.287  
 Scala H 1/200.00  
 Scala V 1/200.00

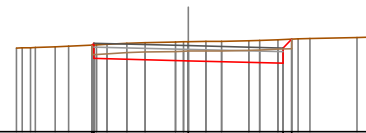
294.00



Quote	296.17	296.95	296.89	296.82	
Parziali		2.50		2.50	
Sviluppata Par.		2.50		2.50	
Sviluppata	0.00	0.00	2.75	5.25	
Progressiva	-2.68	-2.50	0.00	2.50	
Dislivelli	0.00	0.18	-0.26	-0.38	

Sezione: 17  
 Progressiva: 90.000  
 Q. Progetto: 296.279  
 Scala H 1/200.00  
 Scala V 1/200.00

294.00

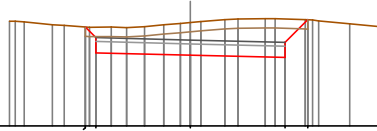


Quote	296.23	296.94	296.88	296.82	296.45
Parziali		2.50		2.50	0.23
Sviluppata Par.		2.50		2.50	0.23
Sviluppata	0.00	0.00	2.57	5.07	5.40
Progressiva	-2.55	-2.50	0.00	2.50	2.73
Dislivelli	0.00	0.05	-0.50	-0.62	0.00

Sezione: 18  
 Progressiva: 98.645  
 Q. Progetto: 296.273

Scala H 1/200.00  
 Scala V 1/200.00

294.00

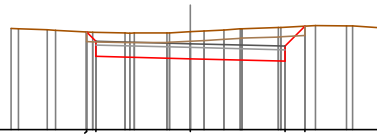


Quote	296.62 296.94	296.87	296.81 296.81
Parziali	0.35 2.50	2.50	0.60
Sviluppata Par.	0.40 2.50	2.50	0.85
Sviluppata	0.00 -0.28	0.40 -0.86	2.90 -1.02
Progressiva	-2.78 2.50	0.00	5.40 3.10
Dislivelli	0.00 -0.28	-0.86	-1.02 -0.00

Sezione: 19  
 Progressiva: 100.000  
 Q. Progetto: 296.272

Scala H 1/200.00  
 Scala V 1/200.00

294.00

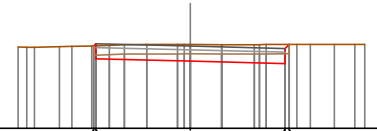


Quote	296.58 296.90	296.87	296.81 296.74
Parziali	0.35 2.50	2.50	0.53
Sviluppata Par.	0.35 2.50	2.50	0.74
Sviluppata	0.00 -0.23	0.35 -0.71	2.85 -0.90
Progressiva	-2.75 2.50	0.00	5.35 3.03
Dislivelli	0.00 -0.23	-0.71	-0.90 0.00

Sezione: 20  
 Progressiva: 110.000  
 Q. Progetto: 296.171

Scala H 1/200.00  
 Scala V 1/200.00

294.00

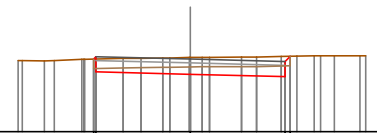


Quote	296.16 296.63	296.77	296.71 296.62
Parziali	0.47 2.50	2.50	0.47
Sviluppata Par.	0.47 2.50	2.50	0.47
Sviluppata	0.00 0.05	0.08 -0.45	2.58 -0.51
Progressiva	-2.56 2.50	0.00	5.08 2.61
Dislivelli	0.00 0.05	-0.45	-0.51 0.00

Sezione: 21  
 Progressiva: 120.000  
 Q. Progetto: 295.922

Scala H 1/200.00  
 Scala V 1/200.00

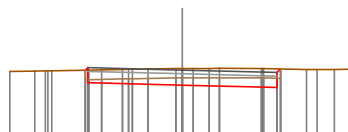
294.00



Quote	295.92 295.98	296.52	296.46 296.00
Parziali	0.06 2.50	2.50	0.46
Sviluppata Par.	0.06 2.50	2.50	0.46
Sviluppata	0.00 0.06	0.08 -0.44	2.59 -0.53
Progressiva	-2.56 2.50	0.00	5.09 2.64
Dislivelli	0.00 0.06	-0.44	-0.53 -0.00

Sezione: 22  
 Progressiva: 130.000  
 Q. Progetto: 295.664  
 Scala H 1/200.00  
 Scala V 1/200.00

294.00



Quote	295.66 295.33	295.26	295.20 295.69
Parziali	2.50	2.50	
Sviluppata Par.	2.50	2.50	
Sviluppata	0.00 0.09	2.60	5.10 5.23
Progressiva	2.57 2.50	0.00	2.50 2.59
Dislivelli	0.00 0.07	-0.44	0.50 0.00

Sezione: 23  
 Progressiva: 131.365  
 Q. Progetto: 295.629  
 Scala H 1/200.00  
 Scala V 1/200.00

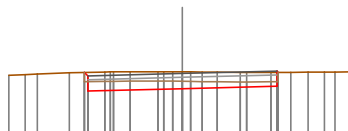
294.00



Quote	295.64 295.29	295.23	295.17 295.64
Parziali	2.50	2.50	
Sviluppata Par.	2.50	2.50	
Sviluppata	0.00 0.08	2.58	5.08 5.18
Progressiva	2.55 2.50	0.00	2.50 2.57
Dislivelli	0.00 0.05	-0.45	0.47 0.00

Sezione: 24  
 Progressiva: 134.328  
 Q. Progetto: 295.552  
 Scala H 1/200.00  
 Scala V 1/200.00

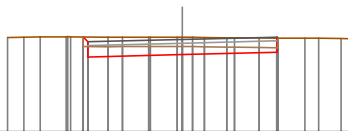
294.00



Quote	295.58 295.69	295.15	295.21 295.98
Parziali	2.50	2.50	
Sviluppata Par.	2.50	2.50	
Sviluppata	0.00 0.13	2.63	5.13 5.18
Progressiva	2.59 2.50	0.00	2.50 2.53
Dislivelli	0.00 -0.09	-0.45	0.37 0.00

Sezione: 25  
 Progressiva: 138.564  
 Q. Progetto: 295.443  
 Scala H 1/200.00  
 Scala V 1/200.00

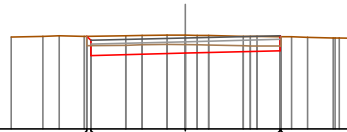
293.00



Quote	295.51 294.98	295.04	295.11 295.48
Parziali	2.50	2.50	
Sviluppata Par.	2.50	2.50	
Sviluppata	0.00 0.18	2.68	5.18 5.23
Progressiva	2.63 2.50	0.00	2.50 2.53
Dislivelli	0.00 -0.13	-0.46	0.37 0.00

Sezione: 26  
 Progressiva: 140.000  
 Q. Progetto: 295.406  
 Scala H 1/200.00  
 Scala V 1/200.00

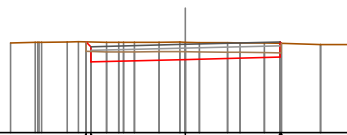
293.00



Quote	295.45	294.94	295.01	295.07	295.44
Parziali		2.50		2.50	
Sviluppata Par.		2.50		2.50	
Sviluppata	0.00	0.00	0.15	2.65	5.16
Progressiva	0.00	-2.61	-2.50	0.00	2.50
Dislivelli	0.00	-0.11	-0.47	0.00	-0.37
					2.53
					0.00
					5.19

Sezione: 27  
 Progressiva: 142.799  
 Q. Progetto: 295.334  
 Scala H 1/200.00  
 Scala V 1/200.00

293.00



Quote	295.40	294.87	294.93	295.00	295.36
Parziali		2.50		2.50	
Sviluppata Par.		2.50		2.50	
Sviluppata	0.00	0.00	0.18	2.68	5.18
Progressiva	0.00	-2.63	-2.50	0.00	2.50
Dislivelli	0.00	-0.12	-0.46	0.00	-0.36
					2.54
					-0.00
					5.23

Sezione: 28  
 Progressiva: 160.000  
 Q. Progetto: 294.788  
 Scala H 1/200.00  
 Scala V 1/200.00

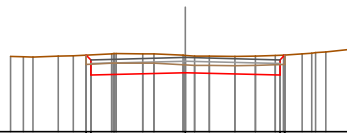
293.00



Quote	294.45	294.33	294.39	294.33	294.60
Parziali		2.50		2.50	
Sviluppata Par.		2.50		2.50	
Sviluppata	0.00	0.00	0.18	2.68	5.18
Progressiva	0.00	-2.63	-2.50	0.00	2.50
Dislivelli	0.00	-0.13	-0.46	0.00	-0.58
					2.70
					0.00
					5.46

Sezione: 29  
 Progressiva: 180.000  
 Q. Progetto: 293.966  
 Scala H 1/200.00  
 Scala V 1/200.00

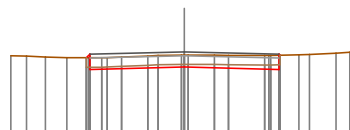
292.00



Quote	294.53	293.50	293.57	293.50	294.03
Parziali		2.50		2.50	
Sviluppata Par.		2.50		2.50	
Sviluppata	0.00	0.00	0.18	2.68	5.18
Progressiva	0.00	-2.63	-2.50	0.00	2.50
Dislivelli	0.00	-0.13	-0.45	0.00	-0.52
					2.63
					0.00
					5.36

Sezione: 30  
 Progressiva: 200.000  
 Q. Progetto: 293.144  
 Scala H 1/200.00  
 Scala V 1/200.00

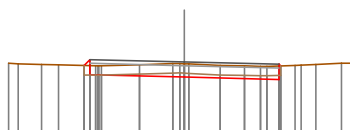
291.00



Quote	292.99	292.68	292.74	292.08	291.06
Parziali		2.50	2.50		
Sviluppata Par.		2.50	2.50		
Sviluppata	0.00	2.59	0.00	2.63	5.13
Progressiva	0.00	-2.50	0.00	-2.50	5.17
Dislivelli	0.00	0.09	-0.32	0.00	-0.37

Sezione: 31  
 Progressiva: 205.427  
 Q. Progetto: 292.921  
 Scala H 1/200.00  
 Scala V 1/200.00

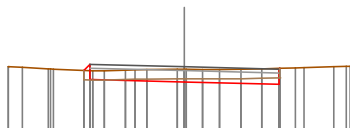
291.00



Quote	292.83	292.98	292.82	292.46	292.82
Parziali		2.50	2.50		
Sviluppata Par.		2.50	2.50		
Sviluppata	0.00	2.66	0.00	2.72	5.28
Progressiva	0.00	-2.66	0.00	-2.50	5.28
Dislivelli	0.00	0.16	-0.35	0.00	-0.36

Sezione: 32  
 Progressiva: 210.000  
 Q. Progetto: 292.729  
 Scala H 1/200.00  
 Scala V 1/200.00

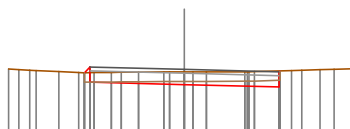
291.00



Quote	292.63	292.89	292.83	292.27	292.69
Parziali		2.50	2.50		
Sviluppata Par.		2.50	2.50		
Sviluppata	0.00	2.66	0.00	2.72	5.26
Progressiva	0.00	-2.66	0.00	-2.50	5.26
Dislivelli	0.00	0.16	-0.33	0.00	-0.42

Sezione: 33  
 Progressiva: 210.637  
 Q. Progetto: 292.702  
 Scala H 1/200.00  
 Scala V 1/200.00

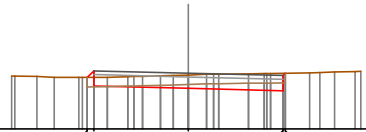
291.00



Quote	292.62	292.86	292.80	292.24	292.67
Parziali		2.50	2.50		
Sviluppata Par.		2.50	2.50		
Sviluppata	0.00	2.65	0.00	2.71	5.25
Progressiva	0.00	-2.65	0.00	-2.50	5.25
Dislivelli	0.00	0.15	-0.34	0.00	-0.43

Sezione: 34  
 Progressiva: 215.847  
 Q. Progetto: 292.475  
 Scala H 1/200.00  
 Scala V 1/200.00

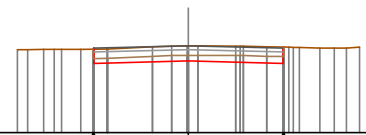
291.00



Quote	292.36 292.14	292.07	292.01 292.47
Parziali	2.50	2.50	
Sviluppata Par.	2.50	2.50	
Sviluppata	0.00 0.25	2.75	5.25 5.33
Progressiva	2.68 2.50	0.00	2.50 2.56
Dislivelli	0.00 0.17	-0.35	-0.46 0.00

Sezione: 35  
 Progressiva: 220.000  
 Q. Progetto: 292.294  
 Scala H 1/200.00  
 Scala V 1/200.00

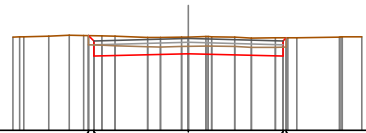
290.00



Quote	292.21 291.83	291.89	291.83 292.26
Parziali	2.50	2.50	
Sviluppata Par.	2.50	2.50	
Sviluppata	0.00 0.04	2.54	5.04 5.08
Progressiva	2.53 2.50	0.00	2.50 2.53
Dislivelli	0.00 0.03	-0.40	-0.43 0.00

Sezione: 36  
 Progressiva: 240.000  
 Q. Progetto: 291.424  
 Scala H 1/200.00  
 Scala V 1/200.00

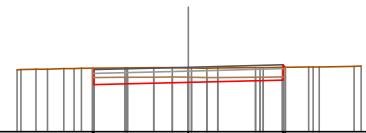
289.00



Quote	291.50 290.96	291.02	290.96 291.45
Parziali	2.50	2.50	
Sviluppata Par.	2.50	2.50	
Sviluppata	0.00 0.20	2.70	5.20 5.32
Progressiva	2.64 2.50	0.00	2.50 2.58
Dislivelli	0.00 0.14	-0.44	-0.48 0.00

Sezione: 37  
 Progressiva: 256.466  
 Q. Progetto: 290.708  
 Scala H 1/200.00  
 Scala V 1/200.00

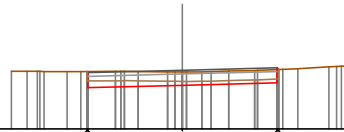
289.00



Quote	290.68 290.25	290.31	290.37 290.70
Parziali	2.50	2.50	
Sviluppata Par.	2.50	2.50	
Sviluppata	0.00 0.05	2.55	5.05 5.15
Progressiva	2.54 2.50	0.00	2.50 2.57
Dislivelli	0.00 0.04	-0.38	-0.33 0.00

Sezione: 38  
 Progressiva: 260.000  
 Q. Progetto: 290.554  
 Scala H 1/200.00  
 Scala V 1/200.00

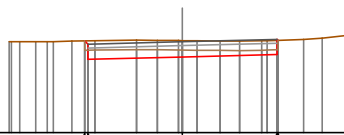
289.00



Quote	290.52 290.09	290.15	290.22 290.57
Parziali	2.50	2.50	
Sviluppata Par.	2.50	2.50	
Sviluppata	0.00 0.04	2.54	5.04 5.10
Progressiva	2.53 -2.50	0.00	2.50 2.54
Dislivelli	0.00 -0.03	-0.35	0.35 0.00

Sezione: 39  
 Progressiva: 263.516  
 Q. Progetto: 290.401  
 Scala H 1/200.00  
 Scala V 1/200.00

288.00



Quote	290.43 290.94	290.00	290.06 290.44
Parziali	2.50	2.50	
Sviluppata Par.	2.50	2.50	
Sviluppata	0.00 0.12	2.62	5.12 5.16
Progressiva	2.59 -2.50	0.00	2.50 2.53
Dislivelli	0.00 -0.09	-0.43	0.37 0.00

Sezione: 40  
 Progressiva: 270.000  
 Q. Progetto: 290.119  
 Scala H 1/200.00  
 Scala V 1/200.00

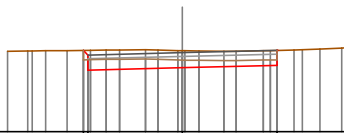
288.00



Quote	290.17 290.66	290.22	290.76
Parziali	2.50	2.50	
Sviluppata Par.	2.50	2.50	
Sviluppata	0.00 0.17	2.67	5.17
Progressiva	2.62 -2.50	0.00	2.50
Dislivelli	0.00 -0.12	-0.44	-0.40

Sezione: 41  
 Progressiva: 270.566  
 Q. Progetto: 290.094  
 Scala H 1/200.00  
 Scala V 1/200.00

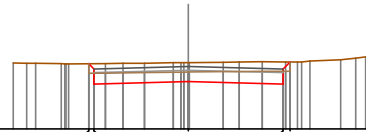
288.00



Quote	290.14 290.63	290.69	290.76
Parziali	2.50	2.50	
Sviluppata Par.	2.50	2.50	
Sviluppata	0.00 0.17	2.67	5.18
Progressiva	2.62 -2.50	0.00	2.50
Dislivelli	0.00 -0.13	-0.45	-0.40

Sezione: 42  
 Progressiva: 280.000  
 Q. Progetto: 289.650  
 Scala H 1/200.00  
 Scala V 1/200.00

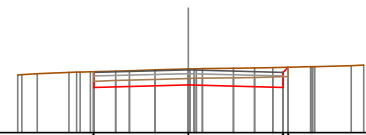
288.00



Quote	289.73	289.19	289.25	289.19	289.77
Parziali		2.50		2.50	0.00
Sviluppata Par.		2.50		2.50	0.00
Sviluppata	0.00	-2.64	0.00	-2.70	5.20
Progressiva	-0.14	-2.50	0.19	0.00	2.68
Dislivelli	0.00	-2.64	-0.50	0.00	-0.59

Sezione: 43  
 Progressiva: 300.000  
 Q. Progetto: 288.657  
 Scala H 1/200.00  
 Scala V 1/200.00

287.00



Quote	288.19	288.26	288.19	288.73
Parziali		2.50		2.50
Sviluppata Par.		2.50		2.50
Sviluppata	0.00	-2.51	0.00	-2.50
Progressiva	0.00	-2.51	-0.42	0.00
Dislivelli	0.00	-2.51	-0.42	0.00

Sezione: 44  
 Progressiva: 319.745  
 Q. Progetto: 287.541  
 Scala H 1/200.00  
 Scala V 1/200.00

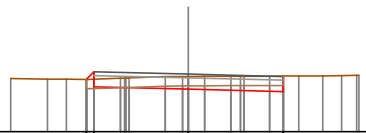
286.00



Quote	287.40	287.20	287.14	287.06
Parziali		0.20	2.50	2.50
Sviluppata Par.		0.20	2.50	2.50
Sviluppata	0.00	-2.70	0.00	-2.50
Progressiva	0.20	-2.50	0.29	0.00
Dislivelli	0.00	-2.70	-0.34	0.00

Sezione: 45  
 Progressiva: 320.000  
 Q. Progetto: 287.527  
 Scala H 1/200.00  
 Scala V 1/200.00

286.00

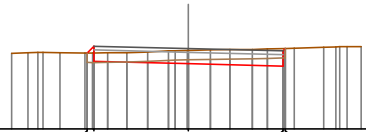


Quote	287.39	287.19	287.13	287.06
Parziali		0.20	2.50	2.50
Sviluppata Par.		0.20	2.50	2.50
Sviluppata	0.00	-2.70	0.00	-2.50
Progressiva	0.20	-2.50	0.29	0.00
Dislivelli	0.00	-2.70	-0.34	0.00



Sezione: 46  
 Progressiva: 327.070  
 Q. Progetto: 287.127  
 Scala H 1/200.00  
 Scala V 1/200.00

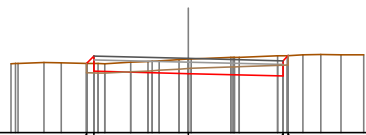
285.00



Quote	287.01 286.79	286.73	286.66 287.13
Parziali	2.50	2.50	
Sviluppata Par.	2.50	2.50	
Sviluppata	0.00 0.25	2.75	5.26 5.35
Progressiva	-2.68 -2.50	0.00	2.50 2.57
Dislivelli	-0.00 -0.18	-0.35	-0.46 0.00

Sezione: 47  
 Progressiva: 330.000  
 Q. Progetto: 286.961  
 Scala H 1/200.00  
 Scala V 1/200.00

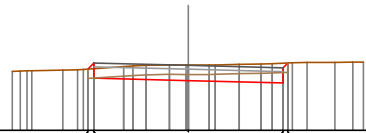
285.00



Quote	286.83 286.62	286.56	286.50 287.04
Parziali	2.50	2.50	
Sviluppata Par.	2.50	2.50	
Sviluppata	0.00 0.27	2.77	5.27 5.47
Progressiva	-2.69 -2.50	0.00	2.50 2.64
Dislivelli	0.00 0.20	-0.38	-0.53 0.00

Sezione: 48  
 Progressiva: 334.396  
 Q. Progetto: 286.713  
 Scala H 1/200.00  
 Scala V 1/200.00

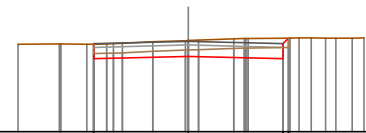
285.00



Quote	286.62 286.38	286.31	286.25 286.78
Parziali	2.50	2.50	
Sviluppata Par.	2.50	2.50	
Sviluppata	0.00 0.23	2.73	5.23 5.40
Progressiva	-2.66 -2.50	0.00	2.50 2.63
Dislivelli	0.00 0.15	-0.41	-0.52 -0.00

Sezione: 49  
 Progressiva: 340.000  
 Q. Progetto: 286.396  
 Scala H 1/200.00  
 Scala V 1/200.00

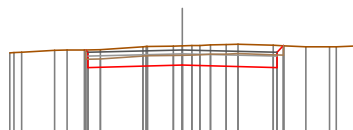
284.00



Quote	286.93 286.00	286.93 286.48	
Parziali	2.50	2.50	
Sviluppata Par.	2.50	2.50	
Sviluppata	0.00	5.00 5.21	
Progressiva	-2.51	0.00	2.50 2.65
Dislivelli	0.00	-0.42	-0.54 0.00

Sezione: 50  
 Progressiva: 360.000  
 Q. Progetto: 285.195  
 Scala H 1/200.00  
 Scala V 1/200.00

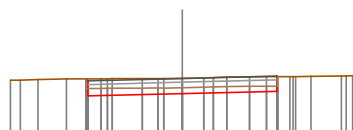
283.00



Quote	285.20 284.73	284.80	284.73 285.31
Parziali	2.50	2.50	
Sviluppata Par.	2.50	2.50	
Sviluppata	0.00 -0.06	0.00 -2.50	2.59 5.09 5.34
Progressiva	2.56 -2.50	0.00	2.50 2.68
Dislivelli	0.00 -0.06	-0.51	-0.58 -0.00

Sezione: 51  
 Progressiva: 371.230  
 Q. Progetto: 284.484  
 Scala H 1/200.00  
 Scala V 1/200.00

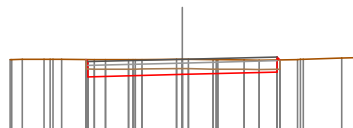
283.00



Quote	284.47 284.02	284.08	284.15
Parziali	2.50	2.50	
Sviluppata Par.	2.50	2.50	
Sviluppata	0.00 -0.05	0.00 -2.50	2.57 5.07
Progressiva	2.55 -2.50	0.00	2.50
Dislivelli	0.00 -0.05	-0.40	-0.38

Sezione: 52  
 Progressiva: 380.000  
 Q. Progetto: 283.929  
 Scala H 1/200.00  
 Scala V 1/200.00

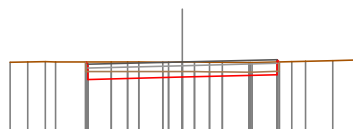
282.00



Quote	283.92 283.47	283.53	283.59 283.91
Parziali	2.50	2.50	
Sviluppata Par.	2.50	2.50	
Sviluppata	0.00 -0.05	0.00 -2.50	2.58 5.08 5.19
Progressiva	2.55 -2.50	0.00	2.50 2.58
Dislivelli	0.00 -0.05	-0.40	-0.32 -0.00

Sezione: 53  
 Progressiva: 380.449  
 Q. Progetto: 283.900  
 Scala H 1/200.00  
 Scala V 1/200.00

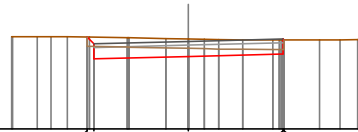
282.00



Quote	283.90 283.44	283.50	283.56 283.90
Parziali	2.50	2.50	
Sviluppata Par.	2.50	2.50	
Sviluppata	0.00 -0.06	0.00 -2.50	2.59 5.09 5.17
Progressiva	2.56 -2.50	0.00	2.50 2.56
Dislivelli	0.00 -0.06	-0.40	-0.34 0.00

Sezione: 54  
 Progressiva: 389.668  
 Q. Progetto: 283.316  
 Scala H 1/200.00  
 Scala V 1/200.00

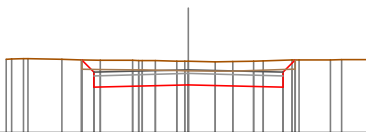
281.00



Quote	283.43 283.85	283.82	283.98 283.35
Parziali	2.50	2.50	
Sviluppata Par.	2.50	2.50	
Sviluppata	0.00 0.25	2.75	5.26 5.29
Progressiva	-0.00 -2.68 -2.50	0.00	2.50 2.53
Dislivelli	-0.00 -0.18	-0.47	-0.37 -0.00

Sezione: 55  
 Progressiva: 400.000  
 Q. Progetto: 282.662  
 Scala H 1/200.00  
 Scala V 1/200.00

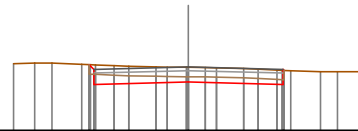
281.00



Quote	282.92 282.20	282.26	282.20 282.92
Parziali	2.50	2.50	
Sviluppata Par.	2.50	2.50	
Sviluppata	0.00 0.46	2.96	5.46 5.92
Progressiva	0.00 -2.82 -2.50	0.00	2.50 2.82
Dislivelli	0.00 -0.32	-0.62	-0.71 0.00

Sezione: 56  
 Progressiva: 420.000  
 Q. Progetto: 281.672  
 Scala H 1/200.00  
 Scala V 1/200.00

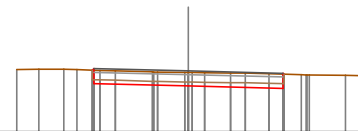
280.00



Quote	281.73 281.21	281.27	281.21 281.98
Parziali	2.50	2.50	
Sviluppata Par.	2.50	2.50	
Sviluppata	0.00 0.18	2.68	5.18 5.22
Progressiva	-0.00 -2.62 -2.50	0.00	2.50 2.53
Dislivelli	-0.00 -0.12	-0.39	-0.37 -0.00

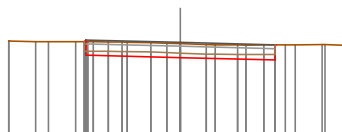
Sezione: 57  
 Progressiva: 421.320  
 Q. Progetto: 281.610  
 Scala H 1/200.00  
 Scala V 1/200.00

280.00



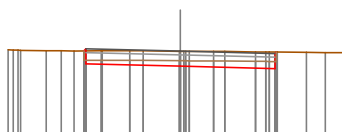
Quote	281.63 281.27	281.21	281.15 281.52
Parziali	2.50	2.50	
Sviluppata Par.	2.50	2.50	
Sviluppata	0.00 0.06	2.56	5.06 5.10
Progressiva	-0.00 -2.54 -2.50	0.00	2.50 2.52
Dislivelli	0.00 0.05	-0.36	-0.38 0.00

Sezione: 58  
 Progressiva: 425.991  
 Q. Progetto: 281.394  
 Scala H 1/200.00  
 Scala V 1/200.00



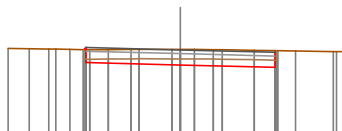
Quote	281.41 281.06	280.90	280.90
Parziali	2.50	2.50	
Sviluppata Par.	2.50	2.50	
Sviluppata	0.00 0.04	0.00 -2.56	0.06 -5.06
Progressiva	2.54 -2.50	0.00	2.50 -2.50
Dislivelli	0.00 0.04	-0.37	-0.40 2.50

Sezione: 59  
 Progressiva: 430.000  
 Q. Progetto: 281.207  
 Scala H 1/200.00  
 Scala V 1/200.00



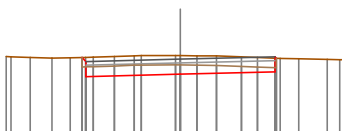
Quote	281.21 280.87	280.81	280.74 281.18
Parziali	2.50	2.50	
Sviluppata Par.	2.50	2.50	
Sviluppata	0.00 0.06	0.00 -2.56	0.08 -5.08 5.13
Progressiva	2.56 -2.50	0.00	2.50 -2.54
Dislivelli	0.00 0.06	-0.39	-0.44 0.00 2.54

Sezione: 60  
 Progressiva: 430.662  
 Q. Progetto: 281.177  
 Scala H 1/200.00  
 Scala V 1/200.00



Quote	281.18 280.84	280.78	280.71 281.16
Parziali	2.50	2.50	
Sviluppata Par.	2.50	2.50	
Sviluppata	0.00 0.06	0.00 -2.59	0.09 -5.09 5.15
Progressiva	2.56 -2.50	0.00	2.50 -2.54
Dislivelli	0.00 0.06	-0.41	-0.44 0.00 2.54

Sezione: 61  
 Progressiva: 435.014  
 Q. Progetto: 280.975  
 Scala H 1/200.00  
 Scala V 1/200.00

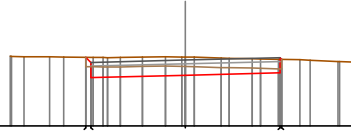


Quote	281.02 280.51	280.57	280.44 281.00
Parziali	2.50	2.50	
Sviluppata Par.	2.50	2.50	
Sviluppata	0.00 0.11	0.00 -2.65	0.15 -5.15 5.21
Progressiva	2.61 -2.50	0.00	2.50 -2.54
Dislivelli	0.00 -0.11	-0.50	-0.36 0.00 2.54

Sezione: 62  
 Progressiva: 440.000  
 Q. Progetto: 280.743

Scala H 1/200.00  
 Scala V 1/200.00

279.00

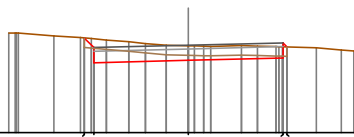


Quote	280.02	280.28	280.34	280.41	280.76
Parziali		2.50		2.50	
Sviluppata Par.		2.50		2.50	
Sviluppata	0.00	0.00	0.19	2.69	5.19
Progressiva	-0.00	-2.63	-2.50	0.00	2.50
Dislivelli	-0.00	-0.13	-0.48	0.00	0.36

Sezione: 63  
 Progressiva: 450.000  
 Q. Progetto: 280.311

Scala H 1/200.00  
 Scala V 1/200.00

278.00

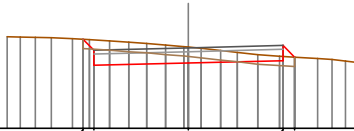


Quote	278.50	278.85	279.01	279.07	280.27
Parziali		2.50		2.50	
Sviluppata Par.		2.50		2.50	
Sviluppata	0.00	0.00	0.36	2.86	5.36
Progressiva	-0.00	-2.75	-2.50	0.00	2.50
Dislivelli	-0.00	-0.23	-0.39	0.00	-0.30

Sezione: 64  
 Progressiva: 456.106  
 Q. Progetto: 280.124

Scala H 1/200.00  
 Scala V 1/200.00

278.00

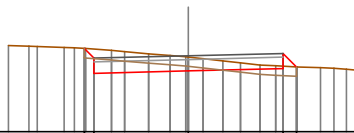


Quote	278.35	278.66	278.72	278.79	278.88
Parziali		2.50		2.50	
Sviluppata Par.		2.50		2.50	
Sviluppata	0.00	0.00	0.41	2.92	5.42
Progressiva	0.00	-2.79	-2.50	0.00	2.50
Dislivelli	0.00	-0.27	-0.42	0.00	-0.11

Sezione: 65  
 Progressiva: 460.000  
 Q. Progetto: 280.011

Scala H 1/200.00  
 Scala V 1/200.00

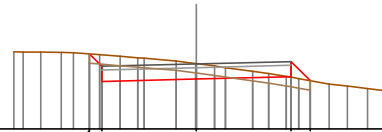
278.00



Quote	280.21	279.54	279.61	279.67	279.72
Parziali		2.50		2.50	
Sviluppata Par.		2.50		2.50	
Sviluppata	0.00	0.00	0.37	2.87	5.37
Progressiva	-0.00	-2.76	-2.50	0.00	2.50
Dislivelli	0.00	-0.24	-0.37	0.00	-0.06

Sezione: 66  
 Progressiva: 470.000  
 Q. Progetto: 279.720  
 Scala H 1/200.00  
 Scala V 1/200.00

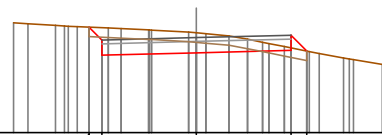
278.00



Quote	279.99 279.26	279.32	279.38 279.28
Parziali	0.00 -0.35	2.50	2.50
Sviluppata Par.	0.00 0.46	2.50	2.50
Sviluppata	0.00 0.46	2.97	5.47 6.18
Progressiva	-2.83 -2.50	0.00	2.50 3.01
Dislivelli	0.00 -0.30	-0.41	0.01 -0.00

Sezione: 67  
 Progressiva: 477.198  
 Q. Progetto: 279.510  
 Scala H 1/200.00  
 Scala V 1/200.00

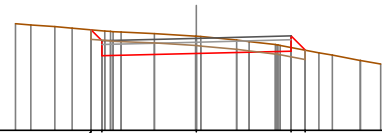
277.00



Quote	279.79 279.05	279.11	279.17 279.15
Parziali	0.00 -0.34	2.50	2.50
Sviluppata Par.	0.00 0.48	2.50	2.50
Sviluppata	0.00 0.48	2.98	5.48 6.07
Progressiva	-2.84 -2.50	0.00	2.50 2.92
Dislivelli	0.00 -0.32	-0.53	-0.07 -0.00

Sezione: 68  
 Progressiva: 480.000  
 Q. Progetto: 279.429  
 Scala H 1/200.00  
 Scala V 1/200.00

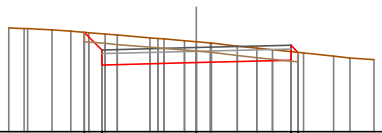
277.00



Quote	279.65 278.97	279.03	279.09 279.12
Parziali	0.00 -0.29	2.50	2.50
Sviluppata Par.	0.00 0.41	2.50	2.50
Sviluppata	0.00 0.41	2.91	5.41 5.94
Progressiva	-2.79 -2.50	0.00	2.50 2.87
Dislivelli	0.00 -0.26	-0.46	-0.10 0.00

Sezione: 69  
 Progressiva: 490.000  
 Q. Progetto: 279.230  
 Scala H 1/200.00  
 Scala V 1/200.00

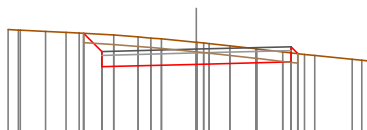
277.00



Quote	279.83 279.77	279.83	279.89 279.10
Parziali	0.00 0.46	2.50	2.50
Sviluppata Par.	0.00 0.66	2.50	2.50
Sviluppata	0.00 0.66	3.16	5.66 5.93
Progressiva	-2.96 -2.50	0.00	2.50 2.69
Dislivelli	0.00 -0.43	-0.55	-0.23 -0.00

Sezione: 70  
 Progressiva: 491.536  
 Q. Progetto: 279.217  
 Scala H 1/200.00  
 Scala V 1/200.00

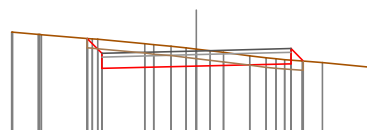
277.00



Quote	279.64	278.75	278.82	278.88	279.10
Parziali	0.00	0.48	2.50	2.50	0.00
Sviluppata Par.	0.68	2.50	2.50	0.00	0.00
Sviluppata	0.00	0.68	3.18	5.68	5.94
Progressiva	-2.98	-2.50	0.00	2.50	2.68
Dislivelli	-0.45		-0.58	-0.24	0.00

Sezione: 71  
 Progressiva: 500.000  
 Q. Progetto: 279.212  
 Scala H 1/200.00  
 Scala V 1/200.00

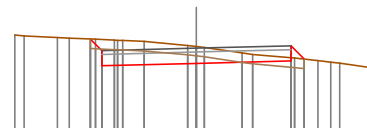
277.00



Quote	279.64	278.75	278.81	278.87	278.96
Parziali	0.00	0.39	2.50	2.50	0.33
Sviluppata Par.	0.56	2.50	2.50	0.36	0.36
Sviluppata	0.00	0.56	3.06	5.56	6.02
Progressiva	-2.89	-2.50	0.00	2.50	2.83
Dislivelli	-0.36		-0.45	-0.10	-0.00

Sezione: 72  
 Progressiva: 505.755  
 Q. Progetto: 279.221  
 Scala H 1/200.00  
 Scala V 1/200.00

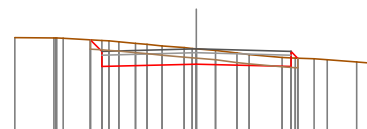
277.00



Quote	279.46	278.76	278.82	278.88	278.93
Parziali	0.00	0.30	2.50	2.50	0.35
Sviluppata Par.	0.43	2.50	2.50	0.50	0.35
Sviluppata	0.00	0.43	2.93	5.43	5.93
Progressiva	-2.80	-2.50	0.00	2.50	2.85
Dislivelli	-0.29		-0.45	-0.08	0.00

Sezione: 73  
 Progressiva: 520.000  
 Q. Progetto: 279.245  
 Scala H 1/200.00  
 Scala V 1/200.00

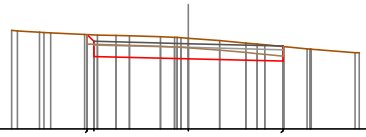
277.00



Quote	279.49	278.78	278.84	278.78	279.00
Parziali	0.00	0.31	2.50	2.50	0.00
Sviluppata Par.	0.43	2.50	2.50	0.00	0.00
Sviluppata	0.00	0.43	2.93	5.43	5.69
Progressiva	-2.81	-2.50	0.00	2.50	2.66
Dislivelli	-0.29		-0.41	-0.22	0.00

Sezione: 74  
 Progressiva: 527.244  
 Q. Progetto: 279.256  
 Scala H 1/200.00  
 Scala V 1/200.00

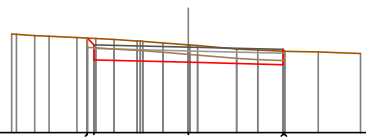
277.00



Quote	279.49 278.92	278.86	278.79
Parziali	2.50	2.50	
Sviluppata Par.	2.50	2.50	
Sviluppata	0.00 0.25	2.75	5.25
Progressiva	-0.00 -2.68 -2.50	0.00	2.50
Dislivelli	-0.00 -0.17	-0.54	-0.88

Sezione: 75  
 Progressiva: 530.000  
 Q. Progetto: 279.261  
 Scala H 1/200.00  
 Scala V 1/200.00

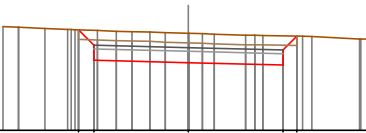
277.00



Quote	278.60 278.92	278.86	278.80 278.15
Parziali	2.50	2.50	
Sviluppata Par.	2.50	2.50	
Sviluppata	0.00 0.25	2.75	5.25 5.32
Progressiva	0.00 -2.68 -2.50	0.00	2.50 2.55
Dislivelli	0.00 -0.17	-0.46	-0.35 0.00

Sezione: 76  
 Progressiva: 540.000  
 Q. Progetto: 279.186  
 Scala H 1/200.00  
 Scala V 1/200.00

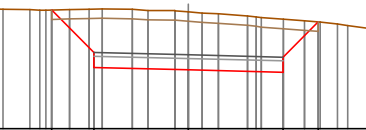
277.00



Quote	278.65 278.86	278.79	278.72 278.49
Parziali	0.41	2.50	2.50
Sviluppata Par.	0.57	2.50	2.50
Sviluppata	0.00 0.57	3.07	5.57 6.09
Progressiva	0.00 -2.91 -2.50	0.00	2.50 2.86
Dislivelli	0.00 -0.39	-0.78	-0.77 -0.00

Sezione: 77  
 Progressiva: 548.693  
 Q. Progetto: 278.959  
 Scala H 1/200.00  
 Scala V 1/200.00

277.00

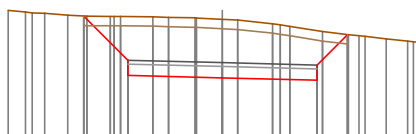


Quote	280.14 278.62	278.66	278.60 278.33
Parziali	1.12	2.50	2.50
Sviluppata Par.	1.59	2.50	2.50
Sviluppata	0.00 1.59	4.09	6.59 7.90
Progressiva	0.00 -3.62 -2.50	0.00	2.50 3.43
Dislivelli	0.00 -1.14	-1.54	-1.40 -0.00



Sezione: 78  
 Progressiva: 550.000  
 Q. Progetto: 278.911  
 Scala H 1/200.00  
 Scala V 1/200.00

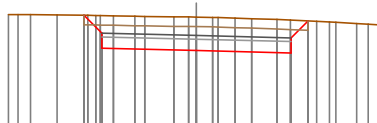
277.00



Quote	278.15	278.57	278.51	278.45	278.65
Parziali	1.17	2.50	2.50	0.81	
Sviluppata Par.	1.66	2.50	2.50	1.14	
Sviluppata	0.00	1.66	4.16	6.66	7.80
Progressiva	-3.67	-2.50	0.00	-2.50	-3.31
Dislivelli	0.00	-1.16	-1.55	-1.31	0.00

Sezione: 79  
 Progressiva: 560.000  
 Q. Progetto: 278.436  
 Scala H 1/200.00  
 Scala V 1/200.00

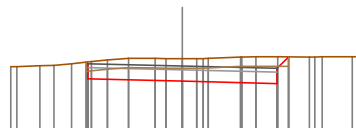
276.00



Quote	278.97	278.10	278.04	277.97	278.82
Parziali	0.47	2.50	2.50	0.45	
Sviluppata Par.	0.67	2.50	2.50	0.63	
Sviluppata	0.00	0.67	3.17	5.67	6.30
Progressiva	-2.97	-2.50	0.00	-2.50	-2.95
Dislivelli	-0.00	-0.46	-0.89	-0.87	-0.00

Sezione: 80  
 Progressiva: 570.143  
 Q. Progetto: 277.749  
 Scala H 1/200.00  
 Scala V 1/200.00

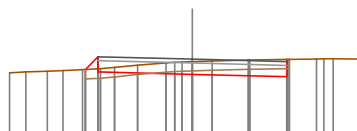
276.00



Quote	277.96	277.41	277.95	277.29	277.99
Parziali		2.50	2.50	0.30	
Sviluppata Par.		2.50	2.50	0.33	
Sviluppata	0.00	0.06	2.56	5.06	5.49
Progressiva	-2.54	-2.50	0.00	-2.50	-2.80
Dislivelli	0.00	-0.05	-0.59	-0.71	0.00

Sezione: 81  
 Progressiva: 579.067  
 Q. Progetto: 276.973  
 Scala H 1/200.00  
 Scala V 1/200.00

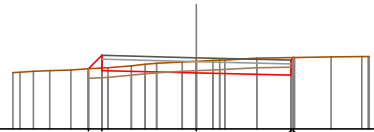
275.00



Quote	278.70	278.64	278.57	278.51	278.97
Parziali	0.32	2.50	2.50		
Sviluppata Par.	0.47	2.50	2.50		
Sviluppata	0.00	0.47	2.97	5.47	5.56
Progressiva	-2.83	-2.50	0.00	-2.50	-2.56
Dislivelli	0.00	0.32	-0.34	-0.46	-0.00

Sezione: 82  
 Progressiva: 580.000  
 Q. Progetto: 276.883  
 Scala H 1/200.00  
 Scala V 1/200.00

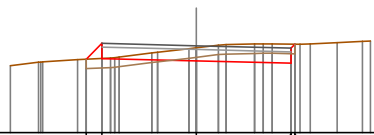
275.00



Quote	276.90 276.95		276.48	276.42 276.99
Parziali	0.36 2.50	2.50	2.50	
Sviluppata Par.	0.50 2.50	2.50	2.50	
Sviluppata	0.00 0.50		3.00	5.50 5.60
Progressiva	2.86 2.50		0.00	2.50 2.57
Dislivelli	0.00 0.34		-0.31	-0.46 0.00

Sezione: 83  
 Progressiva: 585.917  
 Q. Progetto: 276.297  
 Scala H 1/200.00  
 Scala V 1/200.00

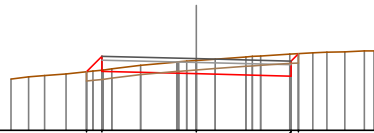
274.00



Quote	276.94 276.96		276.90	276.80 276.94
Parziali	0.42 2.50	2.50	2.50	
Sviluppata Par.	0.59 2.50	2.50	2.50	
Sviluppata	0.00 0.59		3.09	5.59 5.74
Progressiva	2.92 2.50		0.00	2.50 2.60
Dislivelli	0.00 0.40		-0.34	-0.50 0.00

Sezione: 84  
 Progressiva: 590.000  
 Q. Progetto: 275.893  
 Scala H 1/200.00  
 Scala V 1/200.00

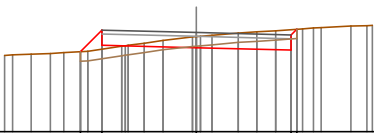
274.00



Quote	276.05 276.06		276.49	276.43 276.02
Parziali	0.41 2.50	2.50	2.50	
Sviluppata Par.	0.58 2.50	2.50	2.50	
Sviluppata	0.00 0.58		3.08	5.58 5.85
Progressiva	2.91 2.50		0.00	2.50 2.69
Dislivelli	0.00 0.37		-0.35	-0.58 -0.00

Sezione: 85  
 Progressiva: 592.766  
 Q. Progetto: 275.626  
 Scala H 1/200.00  
 Scala V 1/200.00

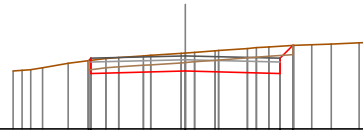
273.00



Quote	276.12 276.29		276.23	275.16 276.71
Parziali	0.57 2.50	2.50	2.50	
Sviluppata Par.	0.81 2.50	2.50	2.50	
Sviluppata	0.00 0.81		3.31	5.81 6.02
Progressiva	3.07 2.50		0.00	2.50 2.65
Dislivelli	0.00 0.50		-0.29	-0.54 0.00

Sezione: 86  
 Progressiva: 600.000  
 Q. Progetto: 274.931  
 Scala H 1/200.00  
 Scala V 1/200.00

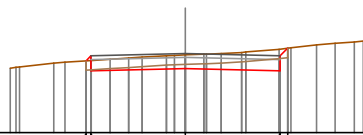
273.00



Quote	274.81	274.47	274.83	274.47	275.21
Parziali		2.50		2.50	0.34
Sviluppata Par.		2.50		2.50	0.18
Sviluppata	0.00	-2.56	0.00	2.59	5.09
Progressiva	0.00	-2.50	0.00	2.50	2.84
Dislivelli	0.00	-0.05	-0.47	-0.72	0.00

Sezione: 87  
 Progressiva: 620.000  
 Q. Progetto: 273.092  
 Scala H 1/200.00  
 Scala V 1/200.00

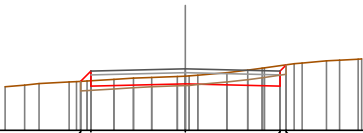
271.00



Quote	272.90	272.63	272.69	272.63	273.23
Parziali		2.50		2.50	0.00
Sviluppata Par.		2.50		2.50	0.00
Sviluppata	0.00	-2.63	0.00	2.69	5.19
Progressiva	0.00	-2.50	0.00	2.50	2.70
Dislivelli	0.00	0.12	-0.36	-0.58	0.00

Sezione: 88  
 Progressiva: 640.000  
 Q. Progetto: 271.625  
 Scala H 1/200.00  
 Scala V 1/200.00

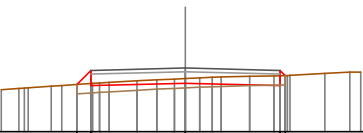
270.00



Quote	271.29	271.16	271.22	271.16	271.73
Parziali		0.22		2.50	2.50
Sviluppata Par.		0.38		2.50	2.50
Sviluppata	0.00	-2.77	0.00	2.88	5.38
Progressiva	0.00	-2.50	0.00	2.50	2.66
Dislivelli	0.00	0.26	-0.21	-0.54	0.00

Sezione: 89  
 Progressiva: 660.000  
 Q. Progetto: 270.686  
 Scala H 1/200.00  
 Scala V 1/200.00

269.00

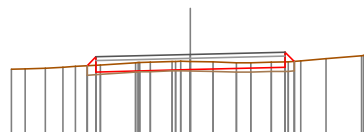


Quote	270.24	270.22	270.29	270.22	270.49
Parziali		0.37		2.50	2.50
Sviluppata Par.		0.53		2.50	2.50
Sviluppata	0.00	-2.87	0.00	3.03	5.63
Progressiva	0.00	-2.50	0.00	2.50	2.64
Dislivelli	0.00	0.35	-0.12	-0.26	0.00

Sezione: 90  
 Progressiva: 678.313  
 Q. Progetto: 270.075

Scala H 1/200.00  
 Scala V 1/200.00

268.00

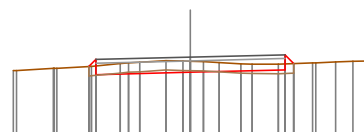


Quote	200.78 200.81	200.67	200.74 200.89
Parziali	0.03 2.50	2.50	0.05 2.50
Sviluppata Par.	0.03 2.50	2.50	0.05 2.50
Sviluppata	0.00 0.33	2.83	5.33 5.68
Progressiva	-2.73 2.50	0.00	2.50 2.75
Dislivelli	0.00 0.22	-0.22	-0.14 0.00

Sezione: 91  
 Progressiva: 680.000  
 Q. Progetto: 270.048

Scala H 1/200.00  
 Scala V 1/200.00

268.00

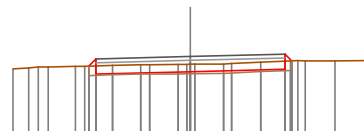


Quote	200.80 200.89	200.65	200.71 200.88
Parziali	0.09 2.50	2.50	0.07 2.50
Sviluppata Par.	0.09 2.50	2.50	0.07 2.50
Sviluppata	0.00 0.26	2.76	5.26 5.60
Progressiva	-2.69 2.50	0.00	2.50 2.74
Dislivelli	0.00 0.17	-0.29	-0.16 -0.00

Sezione: 92  
 Progressiva: 687.132  
 Q. Progetto: 270.000

Scala H 1/200.00  
 Scala V 1/200.00

268.00



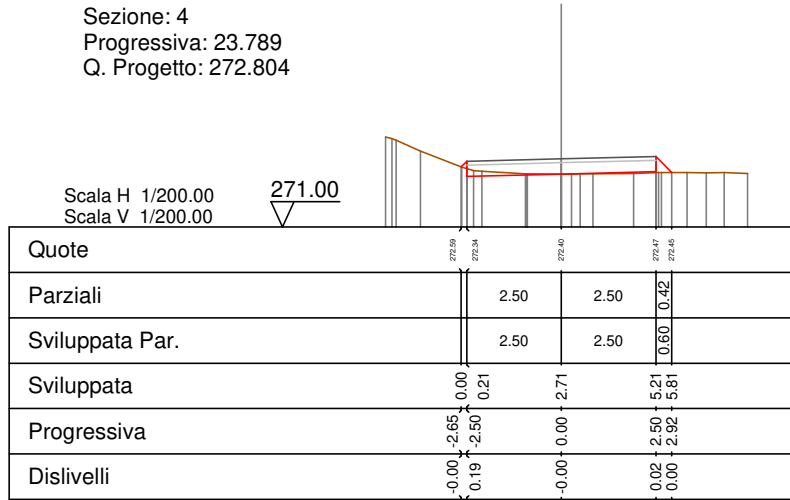
Quote	200.75 200.84	200.60	200.66 200.89
Parziali	0.09 2.50	2.50	0.08 2.50
Sviluppata Par.	0.09 2.50	2.50	0.08 2.50
Sviluppata	0.00 0.27	2.77	5.27 5.52
Progressiva	-2.68 2.50	0.00	2.50 2.68
Dislivelli	0.00 0.18	-0.20	-0.22 0.00

**SEZIONI TRASVERSALI**  
**Profilo longitudinale tratto 31-32**  
**Viabilità di impianto**

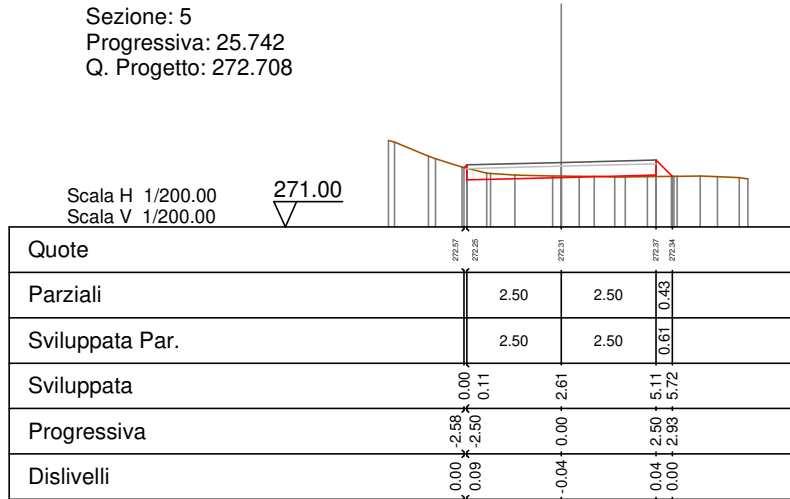
**DISEGNI DI RIFERIMENTO**

TAVOLA	DESCRIZIONE
WGG-TC8	Viabilità e piazzole - Planimetria di progetto-Fase di cantiere
WGG-TC11-i	Profili longitudinali viabilità di impianto

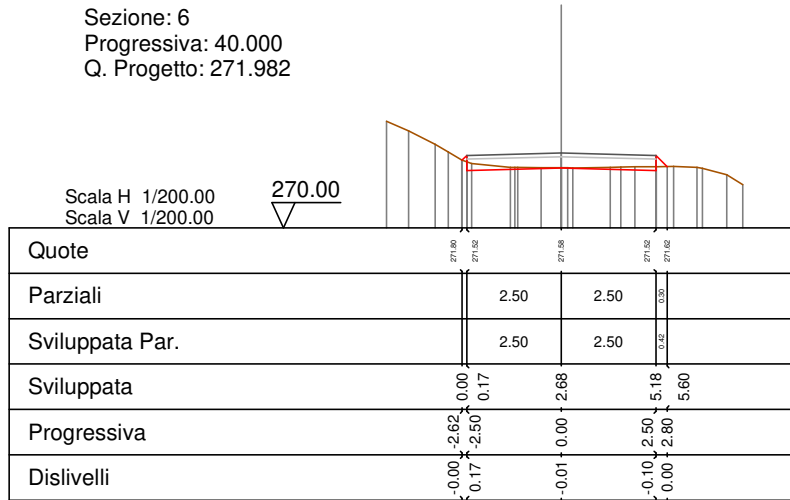
Sezione: 4  
 Progressiva: 23.789  
 Q. Progetto: 272.804



Sezione: 5  
 Progressiva: 25.742  
 Q. Progetto: 272.708



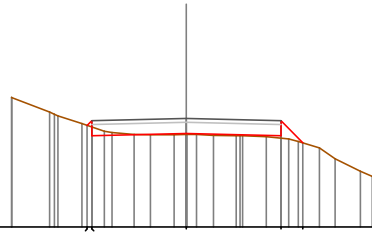
Sezione: 6  
 Progressiva: 40.000  
 Q. Progetto: 271.982



Sezione: 7  
 Progressiva: 60.000  
 Q. Progetto: 270.876

Scala H 1/200.00  
 Scala V 1/200.00

268.00

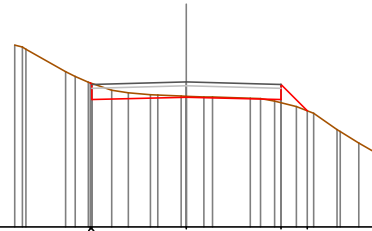


Quote	270.69 270.14	270.48	270.41 270.28
Parziali	2.50	2.50	0.58
Sviluppata Par.	2.50	2.50	0.82
Sviluppata	0.00 0.18	2.68	5.18 6.00
Progressiva	-2.63 -2.50	0.00	2.50 3.08
Dislivelli	0.00 -0.17	0.03	0.06 -0.00

Sezione: 8  
 Progressiva: 80.000  
 Q. Progetto: 269.835

Scala H 1/200.00  
 Scala V 1/200.00

266.00

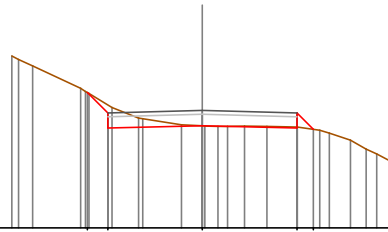


Quote	266.81 266.37	266.44	266.37 266.07
Parziali	2.50	2.50	0.70
Sviluppata Par.	2.50	2.50	0.99
Sviluppata	0.00 0.05	2.56	5.06 6.04
Progressiva	-2.54 -2.50	0.00	2.50 3.20
Dislivelli	0.00 -0.03	-0.03	-0.08 -0.00

Sezione: 9  
 Progressiva: 100.000  
 Q. Progetto: 269.106

Scala H 1/200.00  
 Scala V 1/200.00

266.00

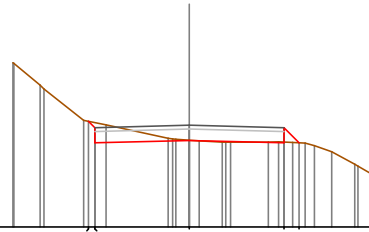


Quote	266.59 266.64	266.71	266.64 266.61
Parziali	0.54	2.50	2.50 0.44
Sviluppata Par.	0.77	2.50	2.50 0.62
Sviluppata	0.00 0.77	3.27	5.77 6.39
Progressiva	-3.04 -2.50	0.00	2.50 2.94
Dislivelli	0.00 -0.21	-0.01	-0.03 0.00

Sezione: 10  
 Progressiva: 120.000  
 Q. Progetto: 268.694

Scala H 1/200.00  
 Scala V 1/200.00

266.00

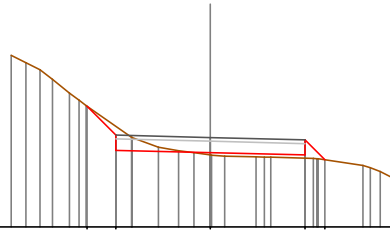


Quote	268.69	268.33	268.33	268.23	268.23
Parziali		2.50	2.50	0.40	
Sviluppata Par.		2.50	2.50	0.57	
Sviluppata	0.00	0.23	2.74	5.24	5.81
Progressiva	-2.67	-2.50	0.00	2.50	2.90
Dislivelli	0.00	-0.13	-0.01	-0.02	0.00

Sezione: 11  
 Progressiva: 135.783  
 Q. Progetto: 268.368

Scala H 1/200.00  
 Scala V 1/200.00

266.00

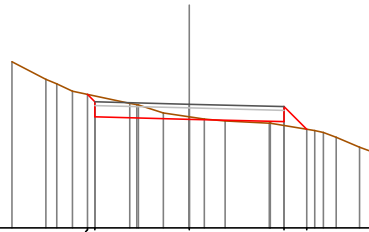


Quote	268.30	268.03	267.97	267.91	267.78
Parziali		0.77	2.50	2.50	0.53
Sviluppata Par.		1.08	2.50	2.50	0.74
Sviluppata	0.00	1.08	3.58	6.08	6.83
Progressiva	-3.27	-2.50	0.00	2.50	3.03
Dislivelli	-0.00	-0.24	-0.06	-0.09	-0.00

Sezione: 12  
 Progressiva: 140.000  
 Q. Progetto: 268.274

Scala H 1/200.00  
 Scala V 1/200.00

265.00



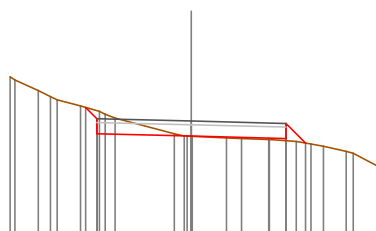
Quote	268.53	267.94	267.87	267.81	267.61
Parziali		0.90	2.50	2.50	0.60
Sviluppata Par.		0.98	2.50	2.50	0.85
Sviluppata	0.00	0.28	2.78	5.28	6.13
Progressiva	-2.70	-2.50	0.00	2.50	3.10
Dislivelli	0.00	-0.15	-0.06	-0.10	-0.00



Sezione: 13  
 Progressiva: 149.446  
 Q. Progetto: 267.991

Scala H 1/200.00  
 Scala V 1/200.00

265.00

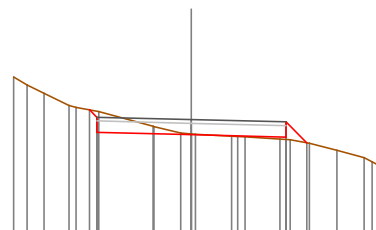


Quote	268.35 267.65	267.99	267.53 267.11
Parziali	0.35 2.50	2.50	0.52
Sviluppata Par.	0.12 2.50	2.50	0.74
Sviluppata	0.00 0.42	2.92	5.42 6.16
Progressiva	-2.80 -2.50	0.00	2.50 3.02
Dislivelli	0.00 -0.21	0.00	0.06 -0.00

Sezione: 14  
 Progressiva: 150.000  
 Q. Progetto: 267.974

Scala H 1/200.00  
 Scala V 1/200.00

265.00

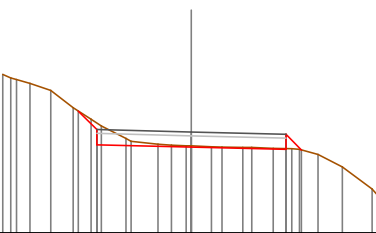


Quote	268.14 267.64	267.57	267.51 267.26
Parziali	0.30 2.50	2.50	0.55
Sviluppata Par.	0.23 2.50	2.50	0.78
Sviluppata	0.00 0.28	2.78	5.28 6.06
Progressiva	-2.70 -2.50	0.00	2.50 3.05
Dislivelli	0.00 -0.16	-0.02	0.06 0.00

Sezione: 15  
 Progressiva: 160.000  
 Q. Progetto: 267.670

Scala H 1/200.00  
 Scala V 1/200.00

265.00

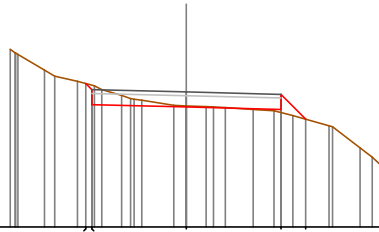


Quote	268.22 267.33	267.27	267.21 267.20
Parziali	0.49 2.50	2.50	0.41
Sviluppata Par.	0.69 2.50	2.50	0.58
Sviluppata	0.00 0.69	3.19	5.69 6.27
Progressiva	-2.99 -2.50	0.00	2.50 2.91
Dislivelli	0.00 -0.18	-0.03	-0.02 0.00

Sezione: 16  
 Progressiva: 163.109  
 Q. Progetto: 267.576

Scala H 1/200.00  
 Scala V 1/200.00

264.00

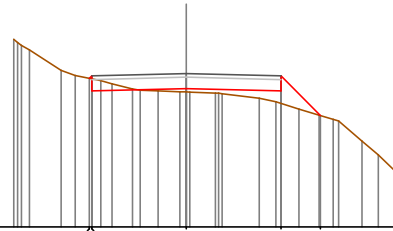


Quote	267.50 267.24	267.18	267.11 266.86
Parziali	2.50	2.50	0.66
Sviluppata Par.	2.50	2.50	0.93
Sviluppata	0.00 0.23	2.73	5.23 6.15
Progressiva	-2.66 -2.50	0.00	2.50 3.16
Dislivelli	0.00 -0.12	-0.03	0.08 0.00

Sezione: 17  
 Progressiva: 180.000  
 Q. Progetto: 267.062

Scala H 1/200.00  
 Scala V 1/200.00

263.00

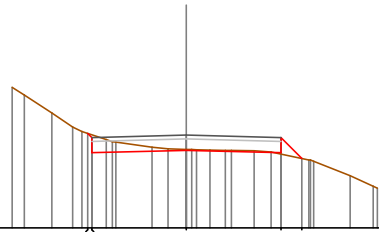


Quote	266.53 266.60	266.66	266.60 266.56
Parziali	2.50	2.50	1.05
Sviluppata Par.	2.50	2.50	1.48
Sviluppata	0.00 0.10	2.60	5.10 6.58
Progressiva	-2.57 -2.50	0.00	2.50 3.55
Dislivelli	0.00 0.08	-0.09	-0.33 -0.00

Sezione: 18  
 Progressiva: 200.000  
 Q. Progetto: 266.454

Scala H 1/200.00  
 Scala V 1/200.00

264.00

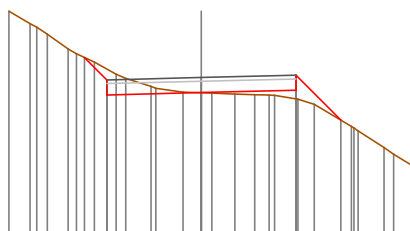


Quote	266.50 266.99	266.05	266.99 266.94
Parziali	2.50	2.50	0.55
Sviluppata Par.	2.50	2.50	0.78
Sviluppata	0.00 0.16	2.66	5.16 5.94
Progressiva	-2.61 -2.50	0.00	2.50 3.05
Dislivelli	0.00 -0.07	-0.02	-0.04 -0.00

Sezione: 19  
 Progressiva: 210.195  
 Q. Progetto: 266.142

Scala H 1/200.00  
 Scala V 1/200.00

262.00

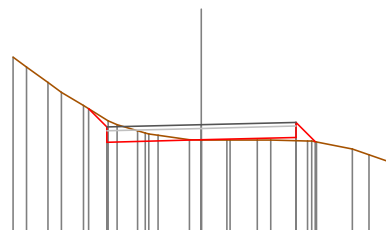


Quote	266.67	266.68	266.74	266.80	266.82
Parziali	0.59	2.50	2.50	1.19	
Sviluppata Par.	0.84	2.50	2.50	1.68	
Sviluppata	0.00	0.84	3.34	5.84	7.52
Progressiva	-3.09	-2.50	0.00	2.50	3.69
Dislivelli	0.00	-0.29	0.00	0.23	0.00

Sezione: 20  
 Progressiva: 220.000  
 Q. Progetto: 265.840

Scala H 1/200.00  
 Scala V 1/200.00

263.00

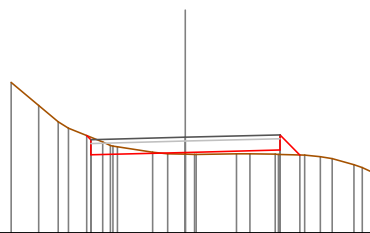


Quote	266.38	266.38	266.44	266.50	266.53
Parziali	0.48	2.50	2.50	0.51	
Sviluppata Par.	0.68	2.50	2.50	0.73	
Sviluppata	0.00	0.68	3.18	5.68	6.41
Progressiva	-2.98	-2.50	0.00	2.50	3.01
Dislivelli	0.00	-0.18	0.01	-0.09	-0.00

Sezione: 21  
 Progressiva: 230.000  
 Q. Progetto: 265.531

Scala H 1/200.00  
 Scala V 1/200.00

263.00

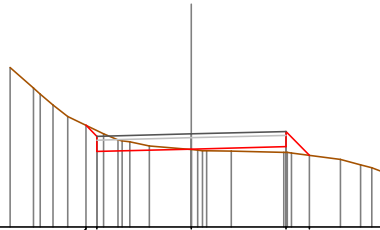


Quote	266.38	266.07	266.13	266.19	266.08
Parziali		2.50	2.50	0.53	
Sviluppata Par.		2.50	2.50	0.75	
Sviluppata	0.00	0.15	2.65	5.16	5.90
Progressiva	-2.51	-2.50	0.00	2.50	3.03
Dislivelli	0.00	-0.06	-0.05	-0.11	0.00

Sezione: 22  
 Progressiva: 232.160  
 Q. Progetto: 265.464

Scala H 1/200.00  
 Scala V 1/200.00

263.00

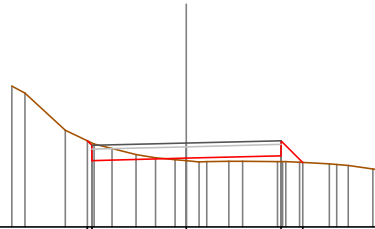


Quote	265.69 265.00	265.00	265.13 265.00
Parziali	0.25	2.50	2.50 0.63
Sviluppata Par.	0.11	2.50	2.50 0.89
Sviluppata	0.00 0.41	2.91	5.41 6.30
Progressiva	-0.00 -2.79 -0.15 -2.50	0.00	2.50 3.13
Dislivelli	-0.00 -0.15	0.01	0.15 0.00

Sezione: 23  
 Progressiva: 240.000  
 Q. Progetto: 265.222

Scala H 1/200.00  
 Scala V 1/200.00

263.00

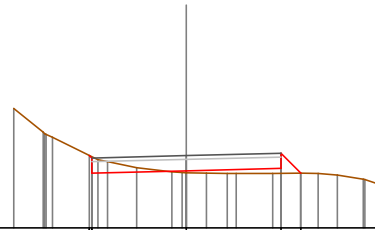


Quote	265.28 264.78	264.82	264.88 264.71
Parziali	2.50	2.50	0.58
Sviluppata Par.	2.50	2.50	0.82
Sviluppata	0.00 0.17	2.67	5.17 5.99
Progressiva	-0.00 -2.62 -0.06 -2.50	0.00	2.50 3.08
Dislivelli	0.00 -0.06	-0.07	0.15 0.00

Sezione: 24  
 Progressiva: 250.000  
 Q. Progetto: 264.913

Scala H 1/200.00  
 Scala V 1/200.00

263.00



Quote	264.92 264.45	264.51	264.58 264.45
Parziali	2.50	2.50	0.53
Sviluppata Par.	2.50	2.50	0.75
Sviluppata	0.00 0.09	2.59	5.10 5.84
Progressiva	0.00 -2.57 -0.03 -2.50	0.00	2.50 3.03
Dislivelli	0.00 -0.03	-0.05	0.13 0.00

Sezione: 25  
 Progressiva: 254.126  
 Q. Progetto: 264.786

Scala H 1/200.00  
 Scala V 1/200.00

263.00

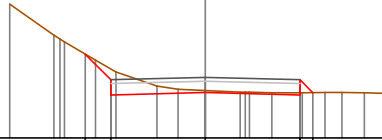


Quote	264.79	264.32	264.30	264.45	264.52
Parziali		2.50	2.50	0.50	
Sviluppata Par.		2.50	2.50	0.70	
Sviluppata	0.00	0.10	2.60	5.10	5.80
Progressiva	-0.00	-2.57	-2.50	0.00	2.50
Dislivelli	-0.06	-2.50	-0.01	0.08	3.00

Sezione: 26  
 Progressiva: 260.000  
 Q. Progetto: 264.604

Scala H 1/200.00  
 Scala V 1/200.00

263.00

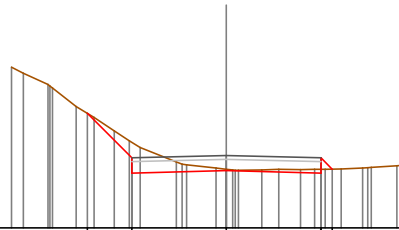


Quote	262.22	261.14	261.20	261.14	261.20
Parziali		0.67	2.50	2.50	0.34
Sviluppata Par.		0.95	2.50	2.50	0.18
Sviluppata	0.00	0.95	3.45	5.95	6.44
Progressiva	-0.00	-3.17	-2.50	0.00	2.50
Dislivelli	-0.28	-2.50	-0.05	-0.05	2.84

Sezione: 27  
 Progressiva: 280.000  
 Q. Progetto: 263.916

Scala H 1/200.00  
 Scala V 1/200.00

262.00

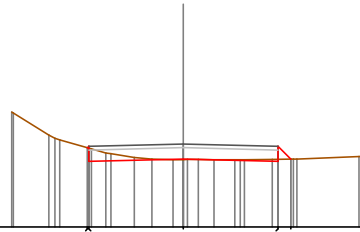


Quote	263.03	263.45	263.52	263.45	263.56
Parziali	1.18	2.50	2.50	0.30	
Sviluppata Par.	1.67	2.50	2.50	0.42	
Sviluppata	0.00	1.67	4.17	6.67	7.09
Progressiva	-0.00	-3.68	-2.50	0.00	2.50
Dislivelli	-0.41	-2.50	-0.04	-0.10	2.80

Sezione: 28  
 Progressiva: 300.000  
 Q. Progetto: 263.200

Scala H 1/200.00  
 Scala V 1/200.00

261.00

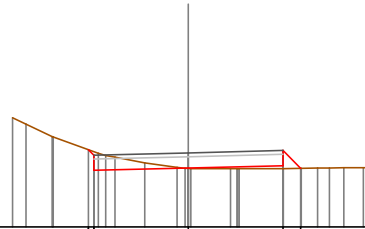


Quote	263.10 263.74	263.90	263.74 263.89
Parziali	2.50	2.50	0.34
Sviluppata Par.	2.50	2.50	0.13
Sviluppata	0.00 0.06	2.56	5.06 5.54
Progressiva	-2.54 -2.50	0.00	2.50 2.84
Dislivelli	0.00 0.05	0.02	-0.06 0.00

Sezione: 29  
 Progressiva: 306.125  
 Q. Progetto: 262.960

Scala H 1/200.00  
 Scala V 1/200.00

261.00

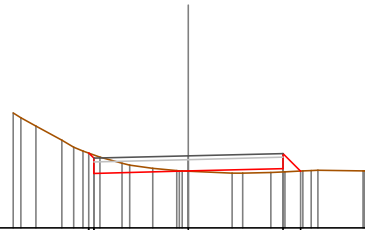


Quote	263.04 263.50	262.96	262.62 262.55
Parziali	2.50	2.50	0.47
Sviluppata Par.	2.50	2.50	0.67
Sviluppata	0.00 0.21	2.71	5.21 5.88
Progressiva	-2.65 -2.50	0.00	2.50 2.97
Dislivelli	0.00 -0.09	-0.01	-0.08 0.00

Sezione: 30  
 Progressiva: 307.259  
 Q. Progetto: 262.908

Scala H 1/200.00  
 Scala V 1/200.00

261.00

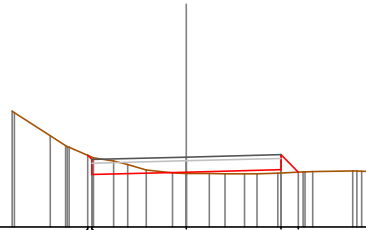


Quote	262.98 262.45	262.51	262.57 262.50
Parziali	2.50	2.50	0.47
Sviluppata Par.	2.50	2.50	0.66
Sviluppata	0.00 0.19	2.69	5.20 5.85
Progressiva	-2.64 -2.50	0.00	2.50 2.97
Dislivelli	0.00 -0.09	-0.01	-0.09 0.00

Sezione: 31  
 Progressiva: 308.392  
 Q. Progetto: 262.853

Scala H 1/200.00  
 Scala V 1/200.00

261.00

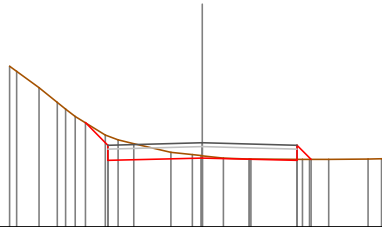


Quote	262.94 262.38	262.46	262.52 262.46
Parziali		2.50	2.50   0.46
Sviluppata Par.		2.50	2.50   0.65   0.46
Sviluppata	0.00 0.15	2.65	5.15 5.80
Progressiva	-2.61 -2.50	0.00	2.50 2.96
Dislivelli	0.00 -0.06	0.03	0.09 -0.00

Sezione: 32  
 Progressiva: 320.000  
 Q. Progetto: 262.227

Scala H 1/200.00  
 Scala V 1/200.00

260.00

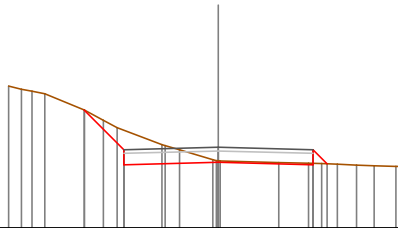


Quote	262.76 261.76	261.83	261.76 261.79
Parziali	0.60	2.50	2.50   0.37
Sviluppata Par.	0.84	2.50	2.50   0.53   0.37
Sviluppata	0.00 0.84	3.34	5.85 6.37
Progressiva	-3.10 -2.50	0.00	2.50 2.87
Dislivelli	0.00 -0.25	-0.06	-0.03 -0.00

Sezione: 33  
 Progressiva: 340.000  
 Q. Progetto: 261.135

Scala H 1/200.00  
 Scala V 1/200.00

259.00

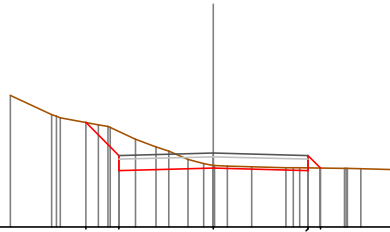


Quote	262.12 260.67	260.73	260.67 260.70
Parziali	1.05	2.50	2.50   0.37
Sviluppata Par.	1.48	2.50	2.50   0.53   0.37
Sviluppata	0.00 1.48	3.98	6.48 7.01
Progressiva	-3.55 -2.50	0.00	2.50 2.87
Dislivelli	0.00 -0.52	-0.04	-0.04 0.00

Sezione: 34  
 Progressiva: 360.000  
 Q. Progetto: 259.959

Scala H 1/200.00  
 Scala V 1/200.00

258.00

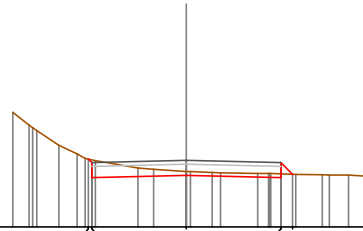


Quote		259.77	259.95	259.95	259.95	259.95
Parziali		0.87	2.50	2.50	0.33	
Sviluppata Par.		1.24	2.50	2.50	0.17	
Sviluppata		0.00	1.24	3.74	6.24	6.71
Progressiva		-3.37	-2.50	0.00	2.50	2.83
Dislivelli		-0.00	-0.63	-0.07	-0.07	0.00

Sezione: 35  
 Progressiva: 380.000  
 Q. Progetto: 258.766

Scala H 1/200.00  
 Scala V 1/200.00

257.00

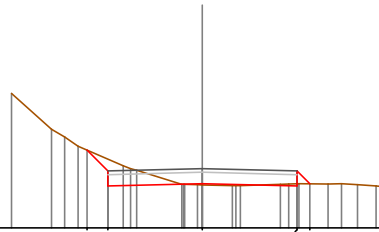


Quote		258.80	258.30	258.37	258.30	258.39
Parziali			2.50	2.50	0.31	
Sviluppata Par.			2.50	2.50	0.14	
Sviluppata		0.00	0.13	2.63	5.13	5.57
Progressiva		-2.59	-2.50	0.00	2.50	2.81
Dislivelli		0.00	-0.07	-0.11	-0.10	0.00

Sezione: 36  
 Progressiva: 400.000  
 Q. Progetto: 257.572

Scala H 1/200.00  
 Scala V 1/200.00

256.00



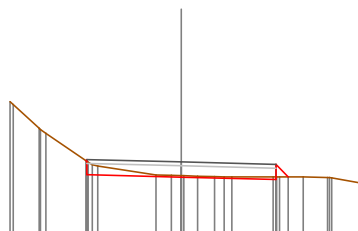
Quote		258.06	257.11	257.17	257.11	257.17
Parziali		0.55	2.50	2.50	0.34	
Sviluppata Par.		0.78	2.50	2.50	0.49	
Sviluppata		0.00	0.78	3.28	5.78	6.26
Progressiva		-3.05	-2.50	0.00	2.50	2.84
Dislivelli		-0.00	-0.31	-0.03	-0.06	0.00



Sezione: 37  
 Progressiva: 411.497  
 Q. Progetto: 256.854

Scala H 1/200.00  
 Scala V 1/200.00

255.00

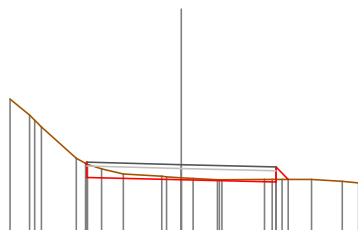


Quote	256.86	256.32	256.45	256.39	256.48
Parziali		2.50	2.50	0.33	
Sviluppata Par.		2.50	2.50	0.17	
Sviluppata	0.00	0.04	2.54	5.04	5.51
Progressiva	-2.53	-2.50	0.00	2.50	2.83
Dislivelli	0.00	0.05	-0.04	-0.07	0.00

Sezione: 38  
 Progressiva: 412.620  
 Q. Progetto: 256.783

Scala H 1/200.00  
 Scala V 1/200.00

255.00

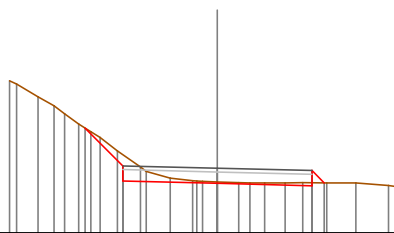


Quote	256.82	256.45	256.38	256.32	256.39
Parziali		2.50	2.50	0.33	
Sviluppata Par.		2.50	2.50	0.16	
Sviluppata	0.00	0.04	2.54	5.05	5.51
Progressiva	-2.53	-2.50	0.00	2.50	2.83
Dislivelli	0.00	0.05	-0.05	-0.07	0.00

Sezione: 39  
 Progressiva: 413.744  
 Q. Progetto: 256.713

Scala H 1/200.00  
 Scala V 1/200.00

255.00

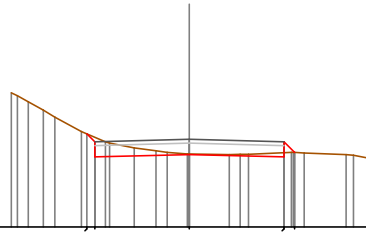


Quote	257.77	256.38	256.31	256.25	256.32
Parziali	1.00	2.50	2.50	0.33	
Sviluppata Par.	1.41	2.50	2.50	0.16	
Sviluppata	0.00	1.41	3.91	6.41	6.87
Progressiva	-3.50	-2.50	0.00	2.50	2.83
Dislivelli	0.00	-0.29	-0.04	-0.08	0.00

Sezione: 40  
 Progressiva: 420.000  
 Q. Progetto: 256.320

Scala H 1/200.00  
 Scala V 1/200.00

254.00

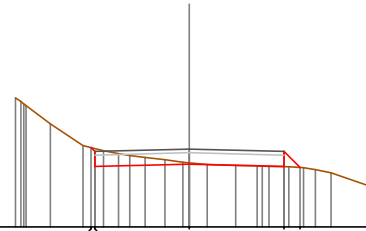


Quote	256.42	256.86	256.93	256.86	256.97
Parziali	0.24	2.50	2.50	0.28	
Sviluppata Par.	0.30	2.50	2.50	0.10	
Sviluppata	0.00	0.30	2.80	5.30	5.70
Progressiva	-2.71	-2.50	0.00	2.50	2.78
Dislivelli	0.00	-0.12	-0.02	-0.11	-0.00

Sezione: 41  
 Progressiva: 440.000  
 Q. Progetto: 255.064

Scala H 1/200.00  
 Scala V 1/200.00

253.00

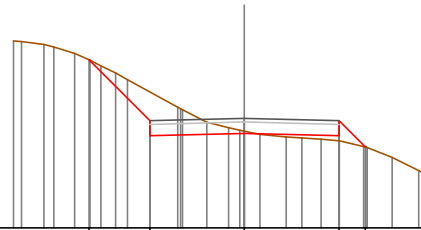


Quote	255.10	254.60	254.66	254.60	254.67
Parziali		2.50	2.50	0.43	
Sviluppata Par.		2.50	2.50	0.60	
Sviluppata	0.00	0.14	2.64	5.14	5.75
Progressiva	-2.60	-2.50	0.00	2.50	2.83
Dislivelli	0.00	-0.08	-0.03	0.00	0.00

Sezione: 42  
 Progressiva: 460.000  
 Q. Progetto: 253.902

Scala H 1/200.00  
 Scala V 1/200.00

251.00

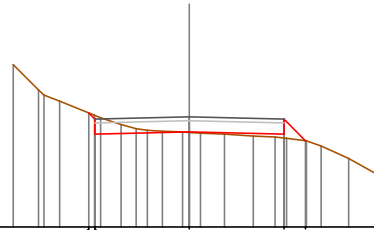


Quote	256.45	253.44	253.50	253.44	253.14
Parziali	1.61	2.50	2.50	0.70	
Sviluppata Par.	2.27	2.50	2.50	0.98	
Sviluppata	0.00	2.27	4.77	7.28	8.26
Progressiva	-4.11	-2.50	0.00	2.50	3.20
Dislivelli	0.00	-0.76	-0.06	0.13	-0.00

Sezione: 43  
 Progressiva: 480.000  
 Q. Progetto: 252.919

Scala H 1/200.00  
 Scala V 1/200.00

250.00

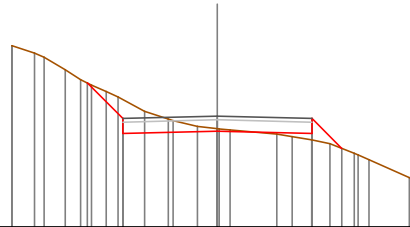


Quote	252.92	252.96	252.93	252.96	252.88
Parziali		2.50	2.50	0.58	
Sviluppata Par.		2.50	2.50	0.81	
Sviluppata	0.00	0.23	2.73	5.23	6.04
Progressiva	-2.66	-2.50	0.00	2.50	3.08
Dislivelli	0.00	-0.09	0.02	0.10	-0.00

Sezione: 44  
 Progressiva: 500.000  
 Q. Progetto: 251.937

Scala H 1/200.00  
 Scala V 1/200.00

249.00

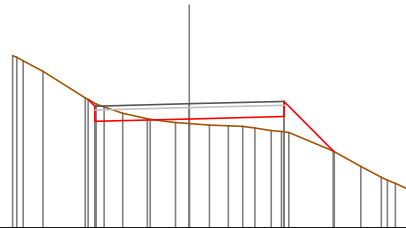


Quote	252.81	251.47	251.54	251.47	251.08
Parziali	0.94	2.50	2.50	0.79	
Sviluppata Par.	1.32	2.50	2.50	1.12	
Sviluppata	0.00	1.32	3.83	6.33	7.45
Progressiva	-3.44	-2.50	0.00	2.50	3.29
Dislivelli	-0.00	-0.50	-0.07	0.17	0.00

Sezione: 45  
 Progressiva: 513.307  
 Q. Progetto: 251.283

Scala H 1/200.00  
 Scala V 1/200.00

248.00

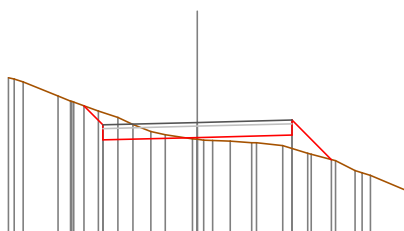


Quote	251.40	250.82	250.88	250.95	250.00
Parziali		2.50	2.50	1.32	
Sviluppata Par.		2.50	2.50	1.87	
Sviluppata	0.00	0.25	2.75	5.25	7.12
Progressiva	-2.67	-2.50	0.00	2.50	3.82
Dislivelli	-0.00	-0.08	0.12	0.41	0.00

Sezione: 46  
 Progressiva: 520.000  
 Q. Progetto: 250.954

Scala H 1/200.00  
 Scala V 1/200.00

248.00

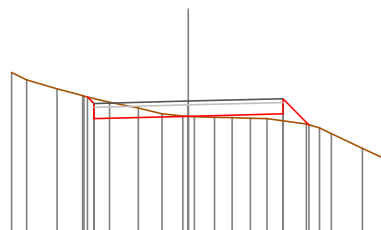


Quote	251.39	250.95	250.95	250.65	249.97
Parziali	0.50	2.50	2.50	1.05	
Sviluppata Par.	0.71	2.50	2.50	1.48	
Sviluppata	0.00	0.71	3.21	5.71	7.19
Progressiva	-3.00	-2.50	0.00	2.50	3.55
Dislivelli	-0.00	-0.32	0.05	0.35	-0.00

Sezione: 47  
 Progressiva: 530.000  
 Q. Progetto: 250.463

Scala H 1/200.00  
 Scala V 1/200.00

247.00

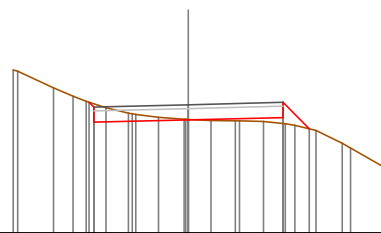


Quote	250.57	250.00	250.00	250.13	249.83
Parziali	0.71	2.50	2.50	0.69	
Sviluppata Par.	0.71	2.50	2.50	0.98	
Sviluppata	0.00	0.24	2.75	5.25	6.23
Progressiva	-2.67	-2.50	0.00	2.50	3.19
Dislivelli	0.00	-0.13	-0.01	-0.18	0.00

Sezione: 48  
 Progressiva: 531.558  
 Q. Progetto: 250.390

Scala H 1/200.00  
 Scala V 1/200.00

247.00

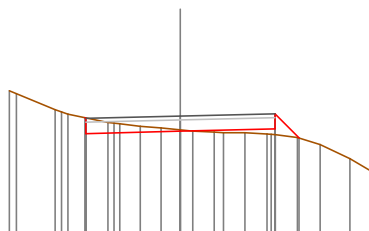


Quote	250.46	249.93	249.93	250.05	249.76
Parziali	0.71	2.50	2.50	0.69	
Sviluppata Par.	0.71	2.50	2.50	0.98	
Sviluppata	0.00	0.18	2.68	5.19	6.17
Progressiva	-2.53	-2.50	0.00	2.50	3.19
Dislivelli	-0.00	-0.09	-0.01	-0.15	-0.00

Sezione: 49  
 Progressiva: 540.000  
 Q. Progetto: 250.068

Scala H 1/200.00  
 Scala V 1/200.00

247.00

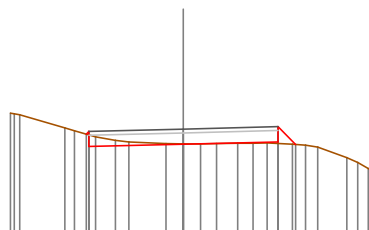


Quote	250.00 249.81	249.87	249.73 249.94
Parziali	2.50	2.50	0.64
Sviluppata Par.	2.50	2.50	0.90
Sviluppata	0.00 0.03	2.53	5.03 5.94
Progressiva	-2.52 -2.50	0.00	2.50 3.14
Dislivelli	0.00 -0.02	-0.04	0.15 0.00

Sezione: 50  
 Progressiva: 549.808  
 Q. Progetto: 249.723

Scala H 1/200.00  
 Scala V 1/200.00

247.00

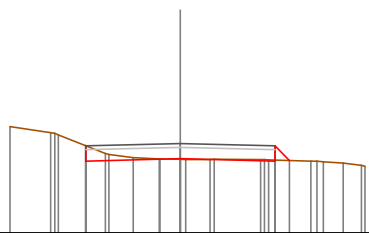


Quote	249.59 249.38	249.32	249.39 249.32
Parziali	2.50	2.50	0.47
Sviluppata Par.	2.50	2.50	0.66
Sviluppata	0.00 0.10	2.60	5.10 5.76
Progressiva	-2.57 -2.50	0.00	2.50 2.97
Dislivelli	0.00 0.09	-0.01	-0.04 0.00

Sezione: 51  
 Progressiva: 560.000  
 Q. Progetto: 249.364

Scala H 1/200.00  
 Scala V 1/200.00

247.00

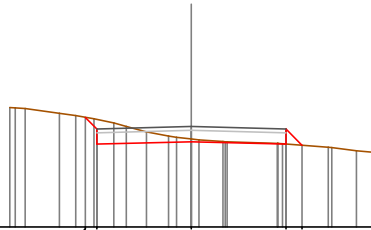


Quote	249.90	249.96	249.90 249.92
Parziali	2.50	2.50	0.38
Sviluppata Par.	2.50	2.50	0.54
Sviluppata	0.00	2.50	5.00 5.54
Progressiva	-2.51	0.00	2.50 2.88
Dislivelli	0.00	-0.02	-0.03 -0.00

Sezione: 52  
 Progressiva: 580.000  
 Q. Progetto: 248.660

Scala H 1/200.00  
 Scala V 1/200.00

246.00

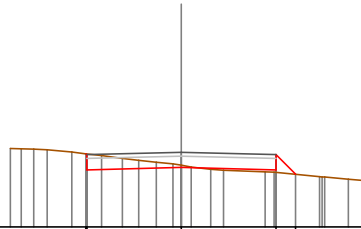


Quote	248.90	248.20	248.20	248.20	248.17
Parziali	0.31	2.50	2.50	0.43	
Sviluppata Par.	0.13	2.50	2.50	0.61	0.43
Sviluppata	0.00	0.43	2.93	5.43	6.04
Progressiva	-0.00	-2.81	-2.50	0.00	2.50
Dislivelli	-0.25	-0.07	0.00	2.89	0.00

Sezione: 53  
 Progressiva: 600.000  
 Q. Progetto: 247.976

Scala H 1/200.00  
 Scala V 1/200.00

246.00

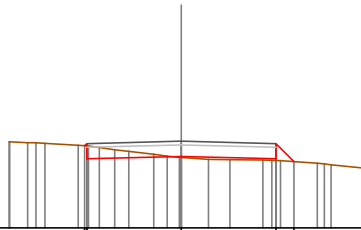


Quote	247.94	247.51	247.58	247.51	247.40
Parziali		2.50	2.50	0.52	
Sviluppata Par.		2.50	2.50	0.73	0.52
Sviluppata	0.00	0.03	2.53	5.03	5.76
Progressiva	-0.00	-2.52	-2.50	0.00	2.50
Dislivelli	-0.02	-0.06	0.00	3.02	-0.00

Sezione: 54  
 Progressiva: 620.000  
 Q. Progetto: 247.294

Scala H 1/200.00  
 Scala V 1/200.00

245.00



Quote	247.17	246.83	246.89	246.83	246.75
Parziali		2.50	2.50	0.48	
Sviluppata Par.		2.50	2.50	0.67	0.48
Sviluppata	0.00	0.08	2.58	5.08	5.76
Progressiva	-0.00	-2.56	-2.50	0.00	2.50
Dislivelli	0.06	-0.03	0.00	2.98	0.00

Sezione: 55  
 Progressiva: 640.000  
 Q. Progetto: 246.795

Scala H 1/200.00  
 Scala V 1/200.00

244.00  


Quote	246.53 246.33	246.40	246.33 246.26
Parziali	0.20	2.50	2.50 0.44
Sviluppata Par.	0.20	2.50	2.50 0.62
Sviluppata	0.00 0.29	2.79	5.29 5.90
Progressiva	-2.70 -2.50	0.00	2.50 2.94
Dislivelli	0.00 0.21	0.02	0.02 -0.00

Sezione: 56  
 Progressiva: 660.000  
 Q. Progetto: 246.303

Scala H 1/200.00  
 Scala V 1/200.00

244.00  


Quote	246.91 246.84	246.90	246.84 246.79
Parziali	0.03	2.50	2.50 0.45
Sviluppata Par.	0.17	2.50	2.50 0.63
Sviluppata	0.00 0.47	2.97	5.47 6.10
Progressiva	-2.83 -2.50	0.00	2.50 2.95
Dislivelli	0.00 0.33	-0.04	-0.01 -0.00

Sezione: 57  
 Progressiva: 680.000  
 Q. Progetto: 245.750

Scala H 1/200.00  
 Scala V 1/200.00

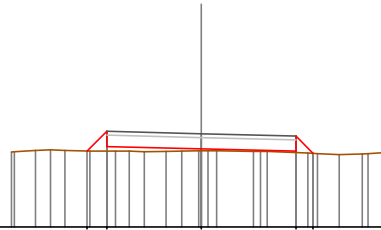
244.00  


Quote	245.36 245.29	245.35	245.29 245.26
Parziali	0.03	2.50	2.50 0.43
Sviluppata Par.	0.46	2.50	2.50 0.61
Sviluppata	0.00 0.46	2.96	5.46 6.07
Progressiva	-2.83 -2.50	0.00	2.50 2.93
Dislivelli	0.00 0.28	-0.02	-0.02 0.00

Sezione: 58  
 Progressiva: 690.140  
 Q. Progetto: 245.470

Scala H 1/200.00  
 Scala V 1/200.00

243.00

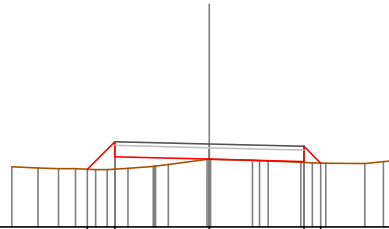


Quote		245.01 245.13	245.07	245.01 244.98
Parziali		0.52	2.50	2.50
Sviluppata Par.		0.74	2.50	0.64
Sviluppata		0.00	3.24	5.74
Progressiva		-3.02	0.00	2.50
Dislivelli		-0.00	0.05	-0.04
		-0.52		-0.00
				2.95
				6.38

Sezione: 59  
 Progressiva: 700.000  
 Q. Progetto: 245.197

Scala H 1/200.00  
 Scala V 1/200.00

243.00

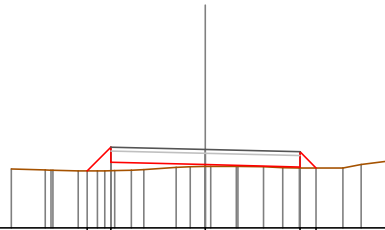


Quote		244.53 244.98	244.90	244.73 244.69
Parziali		0.73	2.50	2.50
Sviluppata Par.		1.03	2.50	0.63
Sviluppata		0.00	3.53	6.03
Progressiva		-3.23	0.00	2.50
Dislivelli		-0.00	-0.01	-0.03
		-0.73		-0.00
				2.95
				6.66

Sezione: 60  
 Progressiva: 704.380  
 Q. Progetto: 245.076

Scala H 1/200.00  
 Scala V 1/200.00

243.00



Quote		244.51 244.74	244.68	244.61 244.59
Parziali		0.63	2.50	2.50
Sviluppata Par.		0.89	2.50	0.60
Sviluppata		0.00	3.39	5.89
Progressiva		-3.13	0.00	2.50
Dislivelli		-0.00	-0.05	-0.02
		-0.63		-0.00
				2.92
				6.49



Sezione: 61  
 Progressiva: 710.000  
 Q. Progetto: 244.920

Scala H 1/200.00  
 Scala V 1/200.00

243.00



Quote	244.41	244.58	244.52	244.46	244.47
Parziali	0.57	2.50	2.50	0.39	
Sviluppata Par.	0.81	2.50	2.50	0.55	0.39
Sviluppata	0.00	0.81	3.31	5.81	6.36
Progressiva	-3.07	-2.50	0.00	2.50	2.89
Dislivelli	0.00	0.57	-0.01	-0.02	-0.00

Sezione: 62  
 Progressiva: 718.621  
 Q. Progetto: 244.682

Scala H 1/200.00  
 Scala V 1/200.00

243.00

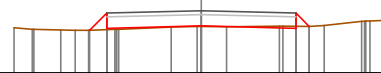


Quote	244.15	244.34	244.28	244.22	244.26
Parziali	0.59	2.50	2.50	0.36	
Sviluppata Par.	0.84	2.50	2.50	0.51	0.36
Sviluppata	0.00	0.84	3.34	5.84	6.36
Progressiva	-3.09	-2.50	0.00	2.50	2.86
Dislivelli	0.00	0.57	-0.04	-0.04	-0.00

Sezione: 63  
 Progressiva: 720.000  
 Q. Progetto: 244.644

Scala H 1/200.00  
 Scala V 1/200.00

243.00

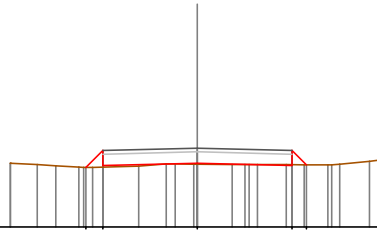


Quote	244.13	244.18	244.24	244.18	244.23
Parziali	0.45	2.50	2.50	0.35	
Sviluppata Par.	0.64	2.50	2.50	0.49	0.35
Sviluppata	0.00	0.64	3.14	5.64	6.14
Progressiva	-2.95	-2.50	0.00	2.50	2.85
Dislivelli	0.00	0.44	-0.02	-0.05	-0.00

Sezione: 64  
 Progressiva: 740.000  
 Q. Progetto: 244.091

Scala H 1/200.00  
 Scala V 1/200.00

242.00

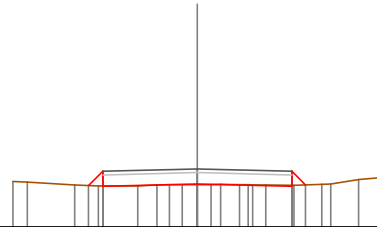


Quote	243.98 243.93	243.00	243.03 243.04
Parziali	0.45 0.63	2.50	2.50 0.39
Sviluppata Par.	0.63	2.50	2.50 0.54
Sviluppata	0.00 0.63	3.13	5.63 6.18
Progressiva	-2.95 -2.50	0.00	2.50 2.89
Dislivelli	0.00 0.44	0.03	-0.02 0.00

Sezione: 65  
 Progressiva: 760.000  
 Q. Progetto: 243.539

Scala H 1/200.00  
 Scala V 1/200.00

242.00

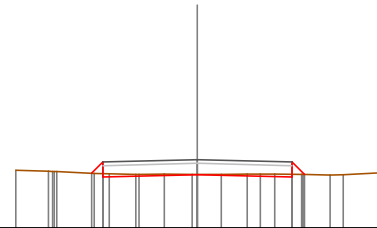


Quote	243.10 243.08	243.14	243.08 243.11
Parziali	0.38 0.53	2.50	2.50 0.36
Sviluppata Par.	0.53	2.50	2.50 0.51
Sviluppata	0.00 0.53	3.04	5.54 6.05
Progressiva	-2.68 -2.50	0.00	2.50 2.86
Dislivelli	0.00 0.39	-0.02	-0.03 -0.00

Sezione: 66  
 Progressiva: 780.000  
 Q. Progetto: 242.809

Scala H 1/200.00  
 Scala V 1/200.00

241.00

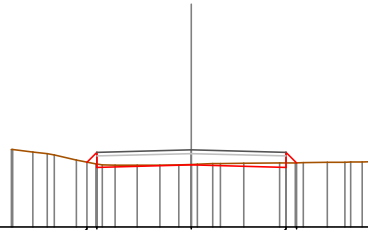


Quote	242.45 242.35	242.41	242.35 242.41
Parziali	0.35 0.42	2.50	2.50 0.33
Sviluppata Par.	0.42	2.50	2.50 0.47
Sviluppata	0.00 0.42	2.92	5.42 5.90
Progressiva	-2.80 -2.50	0.00	2.50 2.83
Dislivelli	0.00 0.31	-0.01	-0.07 0.00

Sezione: 67  
 Progressiva: 800.000  
 Q. Progetto: 242.043

Scala H 1/200.00  
 Scala V 1/200.00

240.00

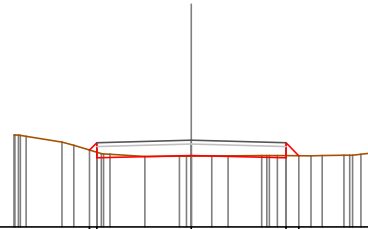


Quote	241.72 241.58	241.64	241.58 241.70
Parziali	0.26	2.50	2.50
Sviluppata Par.	0.37	2.50	2.50
Sviluppata	0.00 0.37	2.87	5.37 5.77
Progressiva	-0.00 -2.76 -2.50	0.00	2.50 2.78
Dislivelli	-0.00 -0.32	-0.01	-0.12 -0.00

Sezione: 68  
 Progressiva: 820.000  
 Q. Progetto: 241.294

Scala H 1/200.00  
 Scala V 1/200.00

239.00

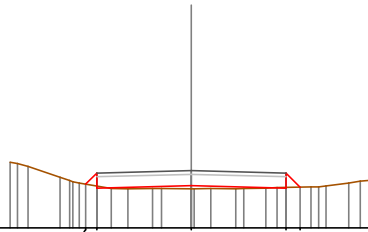


Quote	241.04 240.83	240.89	240.83 240.89
Parziali	0.10	2.50	2.50
Sviluppata Par.	0.27	2.50	2.50
Sviluppata	0.00 0.27	2.77	5.27 5.76
Progressiva	0.00 -2.69 -2.50	0.00	2.50 2.85
Dislivelli	0.00 -0.25	-0.02	-0.06 -0.00

Sezione: 69  
 Progressiva: 840.000  
 Q. Progetto: 240.517

Scala H 1/200.00  
 Scala V 1/200.00

239.00

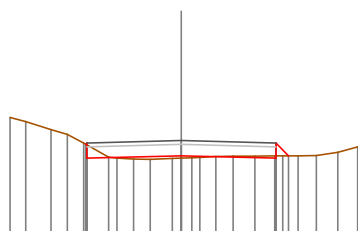


Quote	240.16 240.05	240.12	240.05 240.08
Parziali	0.26	2.50	2.50
Sviluppata Par.	0.41	2.50	2.50
Sviluppata	0.00 0.41	2.92	5.42 5.95
Progressiva	0.00 -2.79 -2.50	0.00	2.50 2.88
Dislivelli	0.00 -0.34	-0.08	-0.02 -0.00

Sezione: 70  
 Progressiva: 860.000  
 Q. Progetto: 239.473

Scala H 1/200.00  
 Scala V 1/200.00

237.00

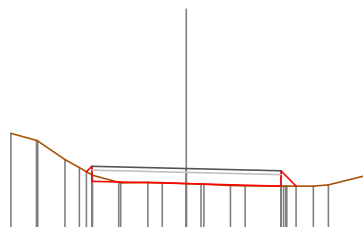


Quote	239.38 239.01	239.07	239.01 239.07
Parziali	2.50	2.50	0.34
Sviluppata Par.	2.50	2.50	0.15
Sviluppata	0.00 0.05	2.55	5.05 5.53
Progressiva	-2.53 -2.50	0.00	2.50 2.84
Dislivelli	0.00 0.05	0.06	-0.06 0.00

Sezione: 71  
 Progressiva: 873.435  
 Q. Progetto: 238.679

Scala H 1/200.00  
 Scala V 1/200.00

237.00

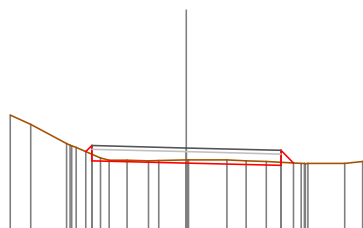


Quote	238.60 238.34	238.28	238.22 238.21
Parziali	2.50	2.50	0.40
Sviluppata Par.	2.50	2.50	0.57
Sviluppata	0.00 0.20	2.70	5.21 5.77
Progressiva	-2.64 -2.50	0.00	2.50 2.80
Dislivelli	0.00 0.23	-0.00	-0.00 0.00

Sezione: 72  
 Progressiva: 880.000  
 Q. Progetto: 238.249

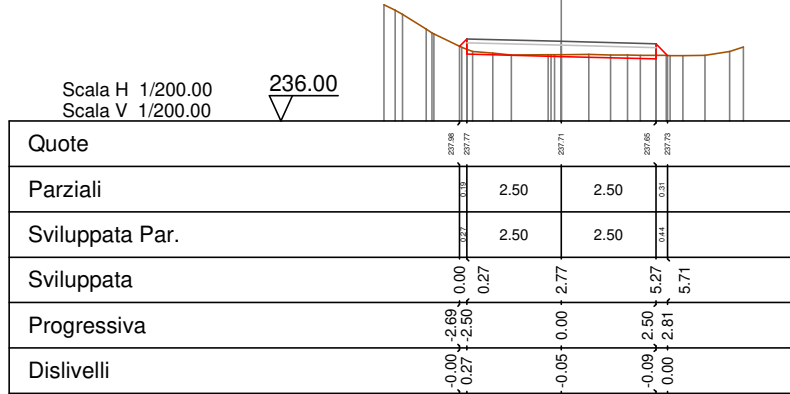
Scala H 1/200.00  
 Scala V 1/200.00

236.00

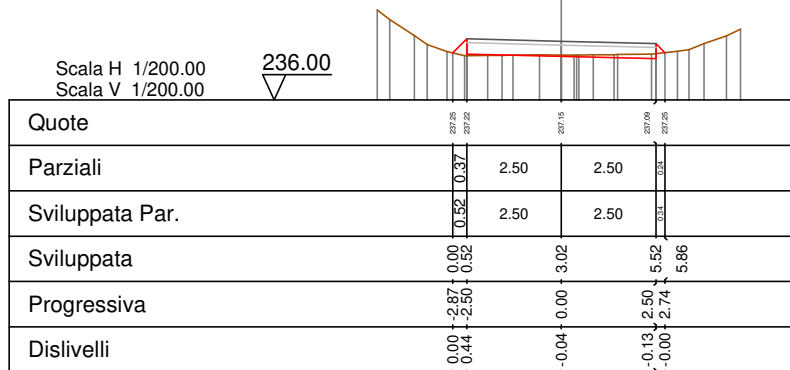


Quote	238.15 237.91	237.86	237.79 237.86
Parziali	2.50	2.50	0.34
Sviluppata Par.	2.50	2.50	0.47
Sviluppata	0.00 0.23	2.73	5.23 5.70
Progressiva	-2.66 -2.50	0.00	2.50 2.84
Dislivelli	-0.00 0.23	-0.09	-0.08 0.00

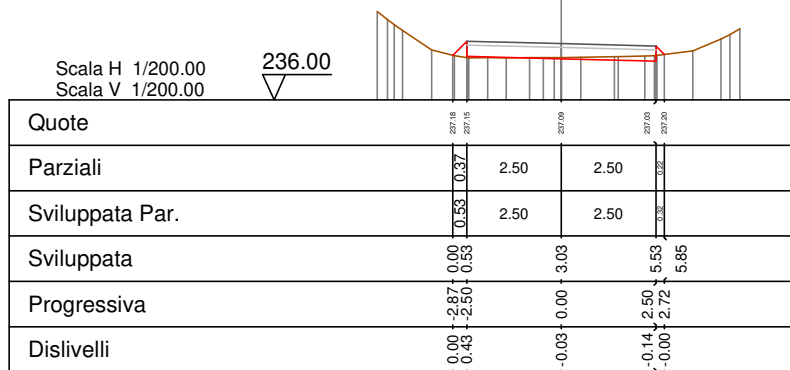
Sezione: 73  
 Progressiva: 882.137  
 Q. Progetto: 238.109



Sezione: 74  
 Progressiva: 890.000  
 Q. Progetto: 237.555



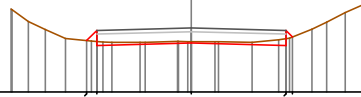
Sezione: 75  
 Progressiva: 890.839  
 Q. Progetto: 237.489



Sezione: 76  
 Progressiva: 900.000  
 Q. Progetto: 236.695

Scala H 1/200.00  
 Scala V 1/200.00

235.00

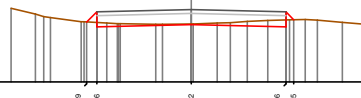


Quote	236.36	236.20	236.30	236.20	236.46
Parziali	0.27	2.50	2.50	0.27	
Sviluppata Par.	0.33	2.50	2.50	0.33	
Sviluppata	0.00	0.38	2.88	5.38	5.63
Progressiva	-2.77	-2.50	0.00	2.50	2.67
Dislivelli	0.00	0.29	-0.04	-0.18	0.00

Sezione: 77  
 Progressiva: 920.000  
 Q. Progetto: 234.919

Scala H 1/200.00  
 Scala V 1/200.00

233.00



Quote	234.69	234.46	234.62	234.46	234.65
Parziali	0.27	2.50	2.50	0.27	
Sviluppata Par.	0.33	2.50	2.50	0.33	
Sviluppata	0.00	0.38	2.88	5.38	5.68
Progressiva	-2.77	-2.50	0.00	2.50	2.71
Dislivelli	0.00	0.26	-0.01	-0.19	0.00

Sezione: 78  
 Progressiva: 923.565  
 Q. Progetto: 234.602

Scala H 1/200.00  
 Scala V 1/200.00

233.00

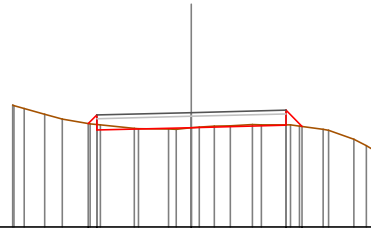


Quote	234.26	234.14	234.20	234.26	234.38
Parziali	0.27	2.50	2.50	0.27	
Sviluppata Par.	0.33	2.50	2.50	0.33	
Sviluppata	0.00	0.27	2.77	5.27	5.67
Progressiva	-2.69	-2.50	0.00	2.50	2.79
Dislivelli	0.00	0.21	-0.09	-0.12	0.00

Sezione: 79  
 Progressiva: 930.000  
 Q. Progetto: 234.031

Scala H 1/200.00  
 Scala V 1/200.00

231.00

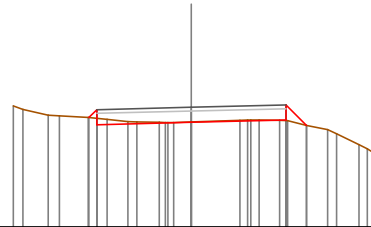


Quote	231.74	231.67	231.63	231.69	231.66
Parziali	0.00	2.50	2.50	0.43	
Sviluppata Par.	0.32	2.50	2.50	0.61	
Sviluppata	0.00	0.32	2.82	5.32	5.93
Progressiva	-2.73	-2.50	0.00	2.50	2.89
Dislivelli	0.00	0.25	0.00	-0.01	-0.00

Sezione: 80  
 Progressiva: 939.228  
 Q. Progetto: 233.168

Scala H 1/200.00  
 Scala V 1/200.00

230.00

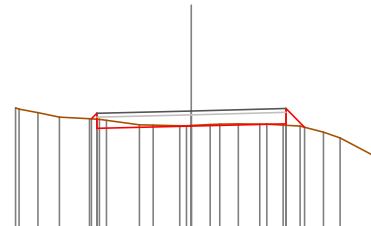


Quote	232.90	232.71	232.77	232.83	232.86
Parziali	0.00	2.50	2.50	0.55	
Sviluppata Par.	0.29	2.50	2.50	0.77	
Sviluppata	0.00	0.29	2.79	5.30	6.07
Progressiva	-2.71	-2.50	0.00	2.50	3.05
Dislivelli	-0.00	-0.23	-0.01	-0.02	-0.00

Sezione: 81  
 Progressiva: 940.000  
 Q. Progetto: 233.095

Scala H 1/200.00  
 Scala V 1/200.00

230.00

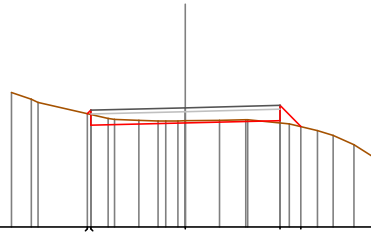


Quote	232.09	232.83	232.70	232.76	232.66
Parziali	0.00	2.50	2.50	0.49	
Sviluppata Par.	0.21	2.50	2.50	0.70	
Sviluppata	0.00	0.21	2.71	5.21	5.91
Progressiva	-2.65	-2.50	0.00	2.50	2.99
Dislivelli	-0.00	0.16	-0.02	-0.04	-0.00

Sezione: 82  
 Progressiva: 950.000  
 Q. Progetto: 232.156

Scala H 1/200.00  
 Scala V 1/200.00

229.00

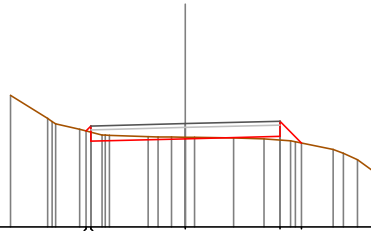


Quote	232.00	231.68	231.76	231.82	231.66
Parziali		2.50	2.50	0.56	
Sviluppata Par.		2.50	2.50	0.79	
Sviluppata	0.00	0.00	2.64	5.14	5.93
Progressiva	-2.60	-2.50	0.00	2.50	3.06
Dislivelli	0.00	0.12	-0.06	0.06	0.00

Sezione: 83  
 Progressiva: 954.891  
 Q. Progetto: 231.735

Scala H 1/200.00  
 Scala V 1/200.00

229.00

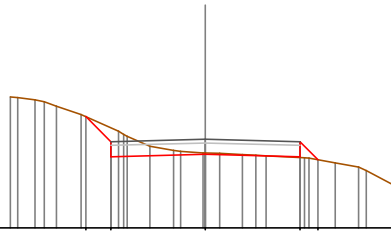


Quote	231.54	231.37	231.33	231.40	231.22
Parziali		2.50	2.50	0.58	
Sviluppata Par.		2.50	2.50	0.81	
Sviluppata	0.00	0.00	2.68	5.18	6.00
Progressiva	-2.63	-2.50	0.00	2.50	3.08
Dislivelli	0.00	0.16	-0.04	0.09	-0.00

Sezione: 84  
 Progressiva: 960.000  
 Q. Progetto: 231.346

Scala H 1/200.00  
 Scala V 1/200.00

229.00



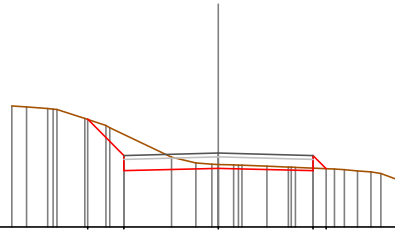
Quote	231.95	230.88	230.95	230.88	230.90
Parziali	0.66	2.50	2.50	0.48	
Sviluppata Par.	0.94	2.50	2.50	0.68	
Sviluppata	0.00	0.94	3.44	5.94	6.62
Progressiva	-3.16	-2.50	0.00	2.50	2.98
Dislivelli	-0.00	-0.36	-0.04	-0.02	-0.00



Sezione: 85  
 Progressiva: 980.000  
 Q. Progetto: 229.957

Scala H 1/200.00  
 Scala V 1/200.00

228.00  

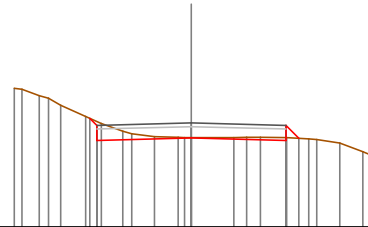



Quote		229.95	229.96	229.96	229.94	229.94
Parziali		0.96	2.50	2.50	0.35	0.35
Sviluppata Par.		1.36	2.50	2.50	0.50	0.35
Sviluppata		0.00	1.36	3.86	6.36	6.85
Progressiva		-3.46	-2.50	0.00	2.50	2.85
Dislivelli		-0.00	-0.55	-0.10	-0.07	0.00

Sezione: 86  
 Progressiva: 1000.000  
 Q. Progetto: 228.753

Scala H 1/200.00  
 Scala V 1/200.00

226.00  

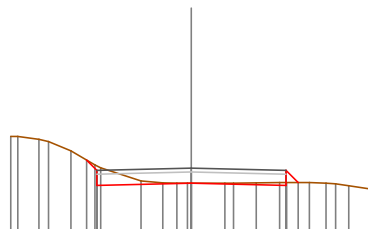



Quote		228.87	228.99	228.95	228.99	228.95
Parziali		0.18	2.50	2.50	0.34	0.34
Sviluppata Par.		0.26	2.50	2.50	0.48	0.34
Sviluppata		0.00	0.26	2.76	5.26	5.74
Progressiva		-2.68	-2.50	0.00	2.50	2.84
Dislivelli		-0.00	-0.10	-0.01	-0.08	0.00

Sezione: 87  
 Progressiva: 1020.000  
 Q. Progetto: 227.664

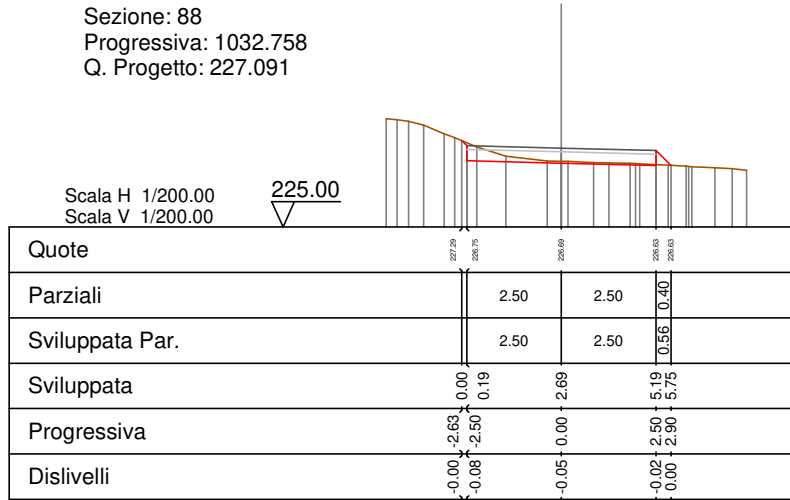
Scala H 1/200.00  
 Scala V 1/200.00

226.00  

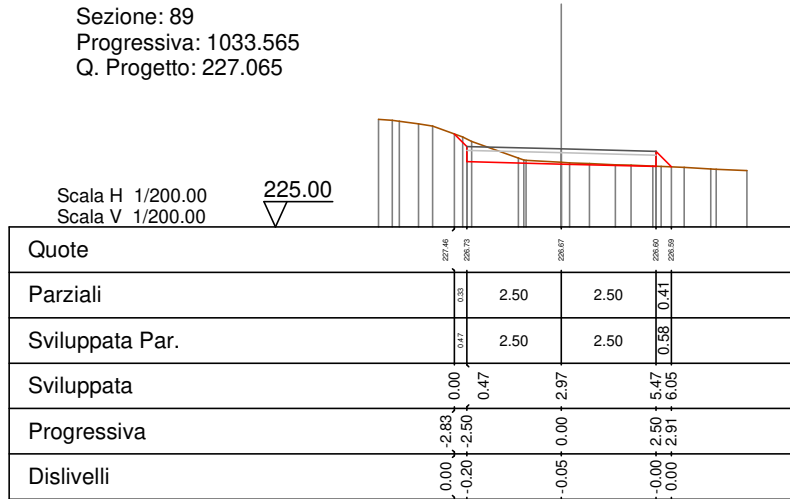



Quote		227.88	227.20	227.26	227.20	227.28
Parziali		0.27	2.50	2.50	0.32	0.32
Sviluppata Par.		0.39	2.50	2.50	0.46	0.32
Sviluppata		0.00	0.39	2.89	5.39	5.85
Progressiva		-2.77	-2.50	0.00	2.50	2.82
Dislivelli		0.00	-0.12	0.00	-0.08	0.00

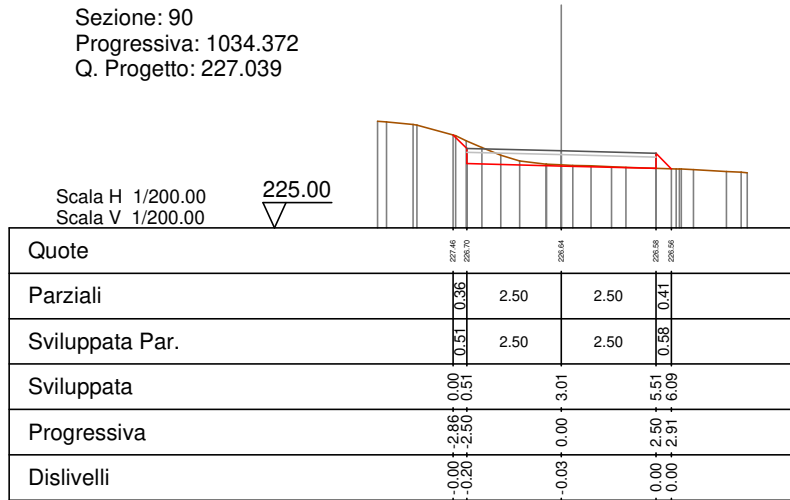
Sezione: 88  
 Progressiva: 1032.758  
 Q. Progetto: 227.091



Sezione: 89  
 Progressiva: 1033.565  
 Q. Progetto: 227.065



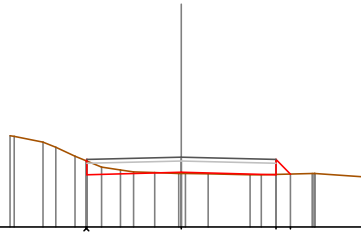
Sezione: 90  
 Progressiva: 1034.372  
 Q. Progetto: 227.039



Sezione: 91  
 Progressiva: 1040.000  
 Q. Progetto: 226.849

Scala H 1/200.00  
 Scala V 1/200.00

225.00

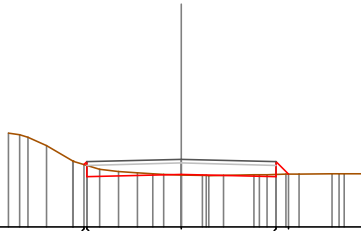


Quote	226.76 226.38	226.45	226.39 226.40
Parziali	2.50	2.50	0.38
Sviluppata Par.	2.50	2.50	0.54
Sviluppata	0.00 0.04	2.54	5.04 5.59
Progressiva	-2.53 -2.50	0.00	2.50 2.88
Dislivelli	0.00 0.04	0.03	-0.00 0.00

Sezione: 92  
 Progressiva: 1060.000  
 Q. Progetto: 225.792

Scala H 1/200.00  
 Scala V 1/200.00

224.00

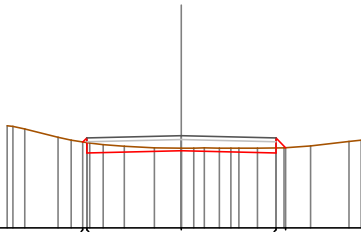


Quote	225.66 225.33	225.39	225.33 225.40
Parziali	2.50	2.50	0.33
Sviluppata Par.	2.50	2.50	0.47
Sviluppata	0.00 0.11	2.61	5.11 5.58
Progressiva	-2.58 -2.50	0.00	2.50 2.83
Dislivelli	0.00 0.10	-0.01	-0.06 0.00

Sezione: 93  
 Progressiva: 1080.000  
 Q. Progetto: 224.442

Scala H 1/200.00  
 Scala V 1/200.00

222.00



Quote	224.27 223.98	224.04	223.98 224.12
Parziali	2.50	2.50	0.38
Sviluppata Par.	2.50	2.50	0.37
Sviluppata	0.00 0.15	2.65	5.15 5.52
Progressiva	-2.61 -2.50	0.00	2.50 2.76
Dislivelli	0.00 0.12	-0.07	-0.14 0.00

Sezione: 94  
 Progressiva: 1085.143  
 Q. Progetto: 224.061

Scala H 1/200.00  
 Scala V 1/200.00

222.00

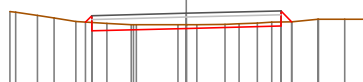


Quote	223.86 223.86	223.86	223.72 223.74
Parziali	2.50	2.50	0.38
Sviluppata Par.	2.50	2.50	0.54
Sviluppata	0.00 0.11	2.61	5.11 5.65
Progressiva	-2.58 -2.50	0.00	2.50 2.88
Dislivelli	0.00 0.09	-0.13	-0.02 0.00

Sezione: 95  
 Progressiva: 1087.708  
 Q. Progetto: 223.871

Scala H 1/200.00  
 Scala V 1/200.00

222.00



Quote	223.64 223.41	223.47	223.53 223.65
Parziali	2.50	2.50	0.38
Sviluppata Par.	2.50	2.50	0.41
Sviluppata	0.00 0.24	2.74	5.24 5.65
Progressiva	-2.67 -2.50	0.00	2.50 2.79
Dislivelli	-0.00 0.18	-0.10	-0.11 -0.00

Sezione: 96  
 Progressiva: 1090.000  
 Q. Progetto: 223.701

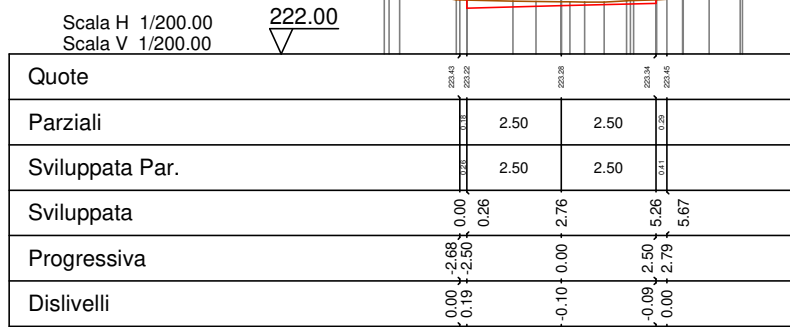
Scala H 1/200.00  
 Scala V 1/200.00

222.00

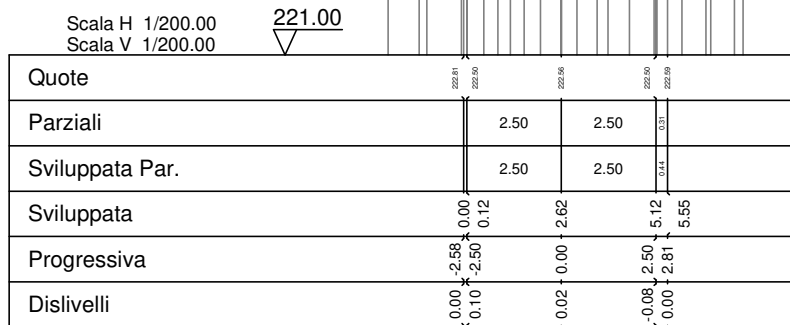


Quote	223.45 223.24	223.30	223.36 223.47
Parziali	2.50	2.50	0.29
Sviluppata Par.	2.50	2.50	0.41
Sviluppata	0.00 0.26	2.76	5.26 5.68
Progressiva	-2.68 -2.50	0.00	2.50 2.79
Dislivelli	-0.00 0.21	-0.10	-0.09 0.00

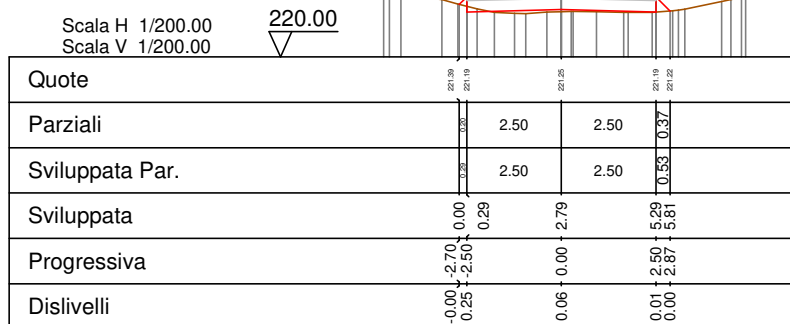
Sezione: 97  
 Progressiva: 1090.272  
 Q. Progetto: 223.680



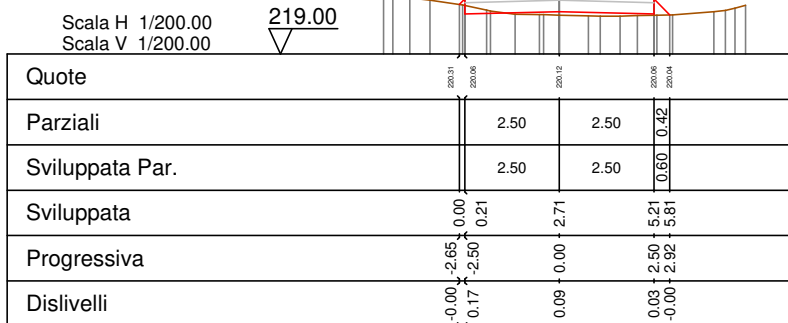
Sezione: 98  
 Progressiva: 1100.000  
 Q. Progetto: 222.959



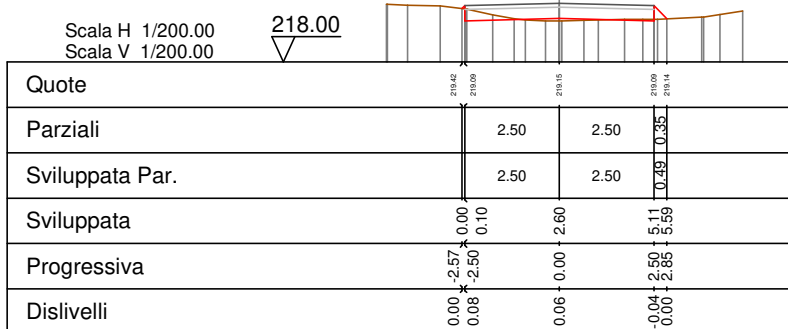
Sezione: 99  
 Progressiva: 1120.000  
 Q. Progetto: 221.652




Sezione: 100  
 Progressiva: 1140.000  
 Q. Progetto: 220.523



Sezione: 101  
 Progressiva: 1157.211  
 Q. Progetto: 219.552



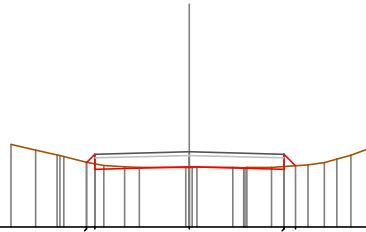
Sezione: 102  
 Progressiva: 1160.000  
 Q. Progetto: 219.395



Sezione: 103  
 Progressiva: 1180.000  
 Q. Progetto: 217.992

Scala H 1/200.00  
 Scala V 1/200.00

216.00

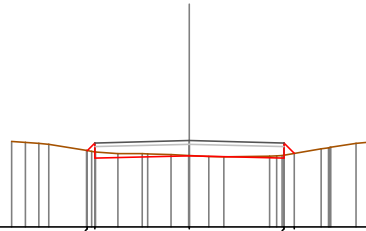


Quote	217.71	217.53	217.99	217.53	217.68
Parziali	0.26	2.50	2.50	0.31	
Sviluppata Par.	0.31	2.50	2.50	0.43	
Sviluppata	0.00	0.31	2.81	5.31	5.74
Progressiva	-2.72	-2.50	0.00	2.50	2.81
Dislivelli	-0.00	0.26	0.01	-0.07	0.00

Sezione: 104  
 Progressiva: 1189.405  
 Q. Progetto: 217.287

Scala H 1/200.00  
 Scala V 1/200.00

215.00



Quote	217.02	216.82	216.89	216.82	216.86
Parziali	0.30	2.50	2.50	0.28	
Sviluppata Par.	0.29	2.50	2.50	0.33	
Sviluppata	0.00	0.29	2.79	5.29	5.68
Progressiva	-2.70	-2.50	0.00	2.50	2.78
Dislivelli	0.00	0.24	-0.01	-0.08	0.00

**SEZIONI TRASVERSALI**  
**Profilo longitudinale tratto 33-34**  
**Viabilità di impianto postazione aerogeneratore**  
**WTG16**

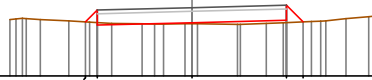
<b>DISEGNI DI RIFERIMENTO</b>	
<b>TAVOLA</b>	<b>DESCRIZIONE</b>
WGG-TC8	Viabilità e piazzole - Planimetria di progetto-Fase di cantiere
WGG-TC11-i	Profili longitudinali viabilità di impianto



Sezione: 4  
 Progressiva: 20.000  
 Q. Progetto: 222.807

Scala H 1/200.00  
 Scala V 1/200.00

221.00



Quote	222.43 222.34	222.41	222.47 222.43
Parziali	0.31	2.50	2.50 0.44
Sviluppata Par.	0.44	2.50	2.50 0.62 0.44
Sviluppata	0.00 0.44	2.94	5.44 6.07
Progressiva	-2.81 -2.50	0.00	2.50 2.94 6.07
Dislivelli	0.00 0.33	0.03	0.06 0.00 2.94 6.07

Sezione: 5  
 Progressiva: 21.394  
 Q. Progetto: 222.885

Scala H 1/200.00  
 Scala V 1/200.00

221.00



Quote	222.65 222.42	222.49	222.65 222.63
Parziali	0.38	2.50	2.50 0.42
Sviluppata Par.	0.39	2.50	2.50 0.60 0.42
Sviluppata	0.00 0.39	2.89	5.39 5.99
Progressiva	-2.78 -2.50	0.00	2.50 2.92 5.99
Dislivelli	0.00 0.29	-0.02	0.03 -0.00 2.92 5.99

Sezione: 6  
 Progressiva: 30.000  
 Q. Progetto: 223.284

Scala H 1/200.00  
 Scala V 1/200.00

221.00

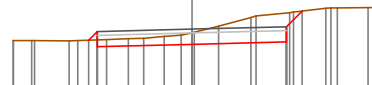


Quote	223.13 222.82	222.88	223.05 223.07
Parziali		2.50	2.50
Sviluppata Par.		2.50	2.50
Sviluppata	0.00 0.14	2.64	5.14 5.17
Progressiva	-2.60 -2.50	0.00	2.50 2.52 5.17
Dislivelli	-0.00 0.10	-0.31	-0.42 0.00 2.52 5.17

Sezione: 7  
 Progressiva: 39.537  
 Q. Progetto: 223.552

Scala H 1/200.00  
 Scala V 1/200.00

222.00

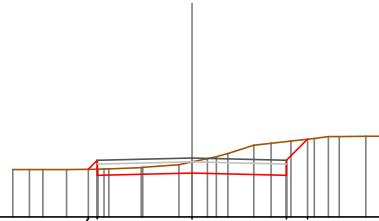


Quote	223.26 223.09	223.15	223.21 223.03
Parziali	0.25	2.50	2.50 0.41
Sviluppata Par.	0.37	2.50	2.50 0.58 0.41
Sviluppata	0.00 0.32	2.82	5.32 5.91
Progressiva	-2.73 -2.50	0.00	2.50 2.91 5.91
Dislivelli	0.00 0.22	-0.30	-0.77 -0.00 2.91 5.91

Sezione: 8  
 Progressiva: 40.000  
 Q. Progetto: 223.561

Scala H 1/200.00  
 Scala V 1/200.00

222.00

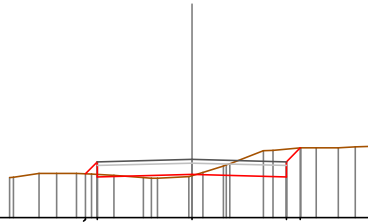


Quote	223.26 223.19	223.18	223.10 224.08
Parziali	0.32 2.50	2.50	0.56
Sviluppata Par.	0.32 2.50	2.50	0.79
Sviluppata	0.00 0.34	2.84	5.34 6.13
Progressiva	-2.74 -2.50	0.00	2.50 3.06
Dislivelli	0.00 -0.23	-0.29	-0.89 -0.00

Sezione: 9  
 Progressiva: 60.000  
 Q. Progetto: 223.539

Scala H 1/200.00  
 Scala V 1/200.00

222.00

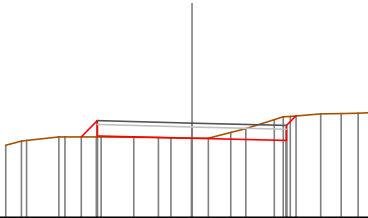


Quote	223.16 223.08	223.14	223.08 223.04
Parziali	0.32 2.50	2.50	0.37
Sviluppata Par.	0.45 2.50	2.50	0.82
Sviluppata	0.00 0.45	2.95	5.45 5.97
Progressiva	-2.82 -2.50	0.00	2.50 2.87
Dislivelli	0.00 -0.33	-0.03	-0.73 -0.00

Sezione: 10  
 Progressiva: 63.463  
 Q. Progetto: 223.489

Scala H 1/200.00  
 Scala V 1/200.00

221.00

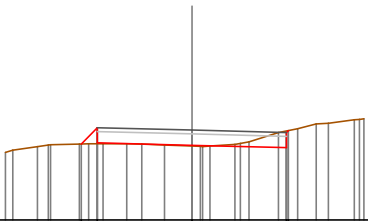


Quote	223.13 223.15	223.09	223.03 223.08
Parziali	0.42 2.50	2.50	0.25
Sviluppata Par.	0.60 2.50	2.50	0.38
Sviluppata	0.00 0.60	3.10	5.60 5.96
Progressiva	-2.92 -2.50	0.00	2.50 2.75
Dislivelli	-0.00 -0.43	-0.00	-0.64 -0.00

Sezione: 11  
 Progressiva: 70.000  
 Q. Progetto: 223.373

Scala H 1/200.00  
 Scala V 1/200.00

221.00

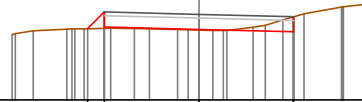


Quote	223.00 223.04	222.97	222.91 223.38
Parziali	0.43 2.50	2.50	
Sviluppata Par.	0.61 2.50	2.50	
Sviluppata	0.00 0.61	3.11	5.61 5.68
Progressiva	-2.93 -2.50	0.00	2.50 2.55
Dislivelli	0.00 -0.43	-0.02	-0.44 -0.00

Sezione: 12  
 Progressiva: 76.080  
 Q. Progetto: 223.265

Scala H 1/200.00  
 Scala V 1/200.00

221.00

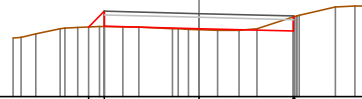


Quote	222.88 222.88		222.87	222.86
Parziali	0.44	2.50	2.50	
Sviluppata Par.	0.63	2.50	2.50	
Sviluppata	0.00 0.63	3.13	5.63	
Progressiva	-2.94 -2.50	0.00	2.50	
Dislivelli	0.00 0.43	0.02	-0.39	

Sezione: 13  
 Progressiva: 80.000  
 Q. Progetto: 223.196

Scala H 1/200.00  
 Scala V 1/200.00

221.00



Quote	222.84 222.86		222.80	222.73 223.11
Parziali	0.42	2.50	2.50	
Sviluppata Par.	0.59	2.50	2.50	
Sviluppata	0.00 0.59	3.09	5.59 5.62	
Progressiva	-2.92 -2.50	0.00	2.50 2.52	
Dislivelli	0.00 0.40	-0.03	-0.37 0.00	

Sezione: 14  
 Progressiva: 88.698  
 Q. Progetto: 223.029

Scala H 1/200.00  
 Scala V 1/200.00

221.00



Quote	222.66 222.69		222.63	222.57 222.82
Parziali	0.43	2.50	2.50	
Sviluppata Par.	0.61	2.50	2.50	
Sviluppata	0.00 0.61	3.11	5.61 5.82	
Progressiva	-2.83 -2.50	0.00	2.50 2.65	
Dislivelli	-0.00 0.42	-0.04	-0.22 0.00	

Sezione: 15  
 Progressiva: 100.000  
 Q. Progetto: 222.775

Scala H 1/200.00  
 Scala V 1/200.00

221.00



Quote	222.45 222.31		222.38	222.31 222.37
Parziali	0.31	2.50	2.50	
Sviluppata Par.	0.44	2.50	2.50	
Sviluppata	0.00 0.44	2.94	5.44 5.64	
Progressiva	-2.81 -2.50	0.00	2.50 2.65	
Dislivelli	0.00 0.32	-0.03	-0.23 -0.00	

Sezione: 16  
 Progressiva: 100.448  
 Q. Progetto: 222.765

Scala H 1/200.00  
 Scala V 1/200.00

221.00



Quote	222.16 222.15		222.38	222.39 222.35
Parziali	0.43	2.50	2.50	0.31
Sviluppata Par.	0.61	2.50	2.50	0.26
Sviluppata	0.00 -2.95 +2.50 +0.61		0.00 +3.11	5.61 -0.19 +2.50 +2.67 5.86
Progressiva				
Dislivelli	0.00 -0.45		0.03	-0.19 0.00

Sezione: 17  
 Progressiva: 110.000  
 Q. Progetto: 222.552

Scala H 1/200.00  
 Scala V 1/200.00

220.00



Quote	222.16 222.21		222.15	222.09 222.04
Parziali	0.45	2.50	2.50	0.25
Sviluppata Par.	0.64	2.50	2.50	0.35
Sviluppata	0.00 -2.95 +2.50 +0.64		0.00 +3.14	5.64 -0.10 +2.50 +2.75 5.99
Progressiva				
Dislivelli	0.00 -0.43		-0.04	-0.10 0.00

Sezione: 18  
 Progressiva: 117.051  
 Q. Progetto: 222.403

Scala H 1/200.00  
 Scala V 1/200.00

220.00



Quote	221.67 222.07		222.00	221.04 222.13
Parziali	0.50	2.50	2.50	0.31
Sviluppata Par.	0.71	2.50	2.50	0.30
Sviluppata	0.00 -3.00 +2.50 +0.71		0.00 +3.21	5.71 -0.16 +2.50 +2.71 6.01
Progressiva				
Dislivelli	0.00 -0.44		0.03	-0.16 0.00

Sezione: 19  
 Progressiva: 120.000  
 Q. Progetto: 222.340

Scala H 1/200.00  
 Scala V 1/200.00

220.00



Quote	221.86 222.00		221.04	221.88 222.10
Parziali	0.45	2.50	2.50	0.31
Sviluppata Par.	0.64	2.50	2.50	0.26
Sviluppata	0.00 -2.95 +2.50 +0.64		0.00 +3.14	5.64 -0.20 +2.50 +2.68 5.89
Progressiva				
Dislivelli	0.00 -0.44		0.01	-0.20 -0.00

Sezione: 20  
 Progressiva: 130.000  
 Q. Progetto: 222.128

Scala H 1/200.00  
 Scala V 1/200.00

219.00

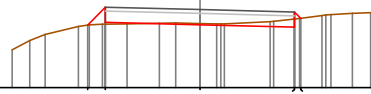


Quote		221.96 221.79		221.79		221.67 221.88
Parziali		0.63	2.50	2.50		0.11
Sviluppata Par.		0.89	2.50	2.50		0.26
Sviluppata		0.00	0.89	3.39		5.89
Progressiva		-3.13	-2.50	0.00		2.50
Dislivelli		0.00	-0.50	-0.03		-0.19
						0.00
						2.69
						6.15

Sezione: 21  
 Progressiva: 133.653  
 Q. Progetto: 222.062

Scala H 1/200.00  
 Scala V 1/200.00

220.00

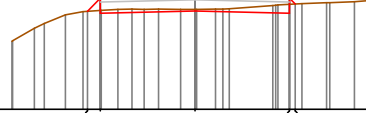


Quote		221.05 221.72		221.06		221.60 221.83
Parziali		0.47	2.50	2.50		0.13
Sviluppata Par.		0.67	2.50	2.50		0.26
Sviluppata		0.00	0.67	3.17		5.67
Progressiva		-2.97	-2.50	0.00		2.50
Dislivelli		-0.00	-0.45	-0.03		-0.21
						0.00
						2.67
						5.90

Sezione: 22  
 Progressiva: 140.000  
 Q. Progetto: 221.997

Scala H 1/200.00  
 Scala V 1/200.00

219.00



Quote		221.69 221.83		221.60		221.83 221.78
Parziali		0.34	2.50	2.50		0.13
Sviluppata Par.		0.68	2.50	2.50		0.26
Sviluppata		0.00	0.49	2.99		5.49
Progressiva		-2.84	-2.50	0.00		2.50
Dislivelli		-0.00	-0.32	-0.04		-0.24
						0.00
						2.65
						5.70

Sezione: 23  
 Progressiva: 160.000  
 Q. Progetto: 221.814

Scala H 1/200.00  
 Scala V 1/200.00

220.00

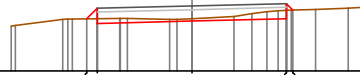


Quote		221.45 221.35		221.41		221.35 221.54
Parziali		0.35	2.50	2.50		0.19
Sviluppata Par.		0.41	2.50	2.50		0.31
Sviluppata		0.00	0.41	2.91		5.41
Progressiva		-2.79	-2.50	0.00		2.50
Dislivelli		0.00	-0.28	-0.06		-0.17
						-0.00
						2.72
						5.71

Sezione: 24  
 Progressiva: 173.004  
 Q. Progetto: 221.720

Scala H 1/200.00  
 Scala V 1/200.00

220.00

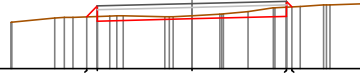


Quote	221.36 221.38		221.38	221.61
Parziali	0.35	2.50	2.50	
Sviluppata Par.	0.33	2.50	2.50	
Sviluppata	0.00 0.39	2.90	5.40 5.64	
Progressiva	-2.78 -2.50	0.00	2.50 2.67	
Dislivelli	0.00 0.28	-0.06	-0.22 0.00	

Sezione: 25  
 Progressiva: 174.612  
 Q. Progetto: 221.718

Scala H 1/200.00  
 Scala V 1/200.00

220.00



Quote	221.37 221.38		221.38	221.63
Parziali	0.35	2.50	2.50	
Sviluppata Par.	0.40	2.50	2.50	
Sviluppata	0.00 0.40	2.91	5.41 5.61	
Progressiva	-2.79 -2.50	0.00	2.50 2.65	
Dislivelli	0.00 0.28	-0.08	-0.25 0.00	

Sezione: 26  
 Progressiva: 176.220  
 Q. Progetto: 221.717

Scala H 1/200.00  
 Scala V 1/200.00

220.00

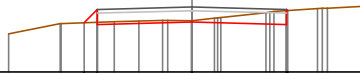


Quote	221.37 221.35		221.38	221.57
Parziali	0.35	2.50	2.50	
Sviluppata Par.	0.40	2.50	2.50	
Sviluppata	0.00 0.40	2.90	5.40 5.70	
Progressiva	-2.78 -2.50	0.00	2.50 2.71	
Dislivelli	0.00 0.28	-0.05	-0.16 -0.00	

Sezione: 27  
 Progressiva: 180.000  
 Q. Progetto: 221.714

Scala H 1/200.00  
 Scala V 1/200.00

220.00

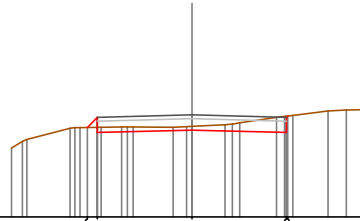


Quote	221.36 221.35		221.31	221.35
Parziali	0.35	2.50	2.50	
Sviluppata Par.	0.50	2.50	2.50	
Sviluppata	0.00 0.50	3.00	5.50 5.54	
Progressiva	-2.85 -2.50	0.00	2.50 2.53	
Dislivelli	0.00 0.34	-0.04	-0.37 -0.00	

Sezione: 28  
 Progressiva: 200.000  
 Q. Progetto: 221.699

Scala H 1/200.00  
 Scala V 1/200.00

219.00

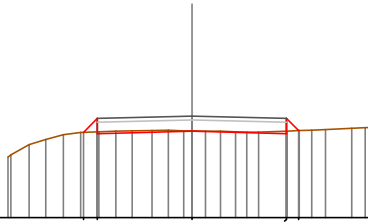


Quote	221.51 221.24	221.30	221.24 221.07
Parziali	2.50	2.50	
Sviluppata Par.	2.50	2.50	
Sviluppata	0.00 0.38	2.88	5.38 5.43
Progressiva	-2.77 -2.50	0.00	2.50 2.53
Dislivelli	0.00 0.27	-0.10	-0.43 -0.00

Sezione: 29  
 Progressiva: 220.000  
 Q. Progetto: 221.683

Scala H 1/200.00  
 Scala V 1/200.00

219.00

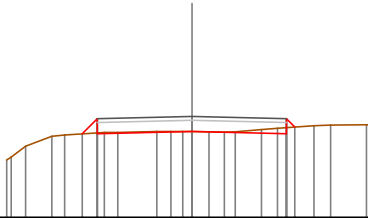


Quote	221.25 221.02	221.08	221.02 221.00
Parziali	2.50	2.50	
Sviluppata Par.	2.50	2.50	
Sviluppata	0.00 0.52	3.02	5.52 5.98
Progressiva	-2.87 -2.50	0.00	2.50 2.82
Dislivelli	0.00 0.35	-0.01	-0.06 0.00

Sezione: 30  
 Progressiva: 240.000  
 Q. Progetto: 221.667

Scala H 1/200.00  
 Scala V 1/200.00

219.00

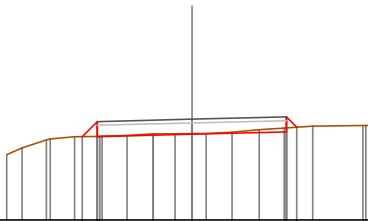


Quote	221.20 221.20	221.27	221.20 221.08
Parziali	2.50	2.50	
Sviluppata Par.	2.50	2.50	
Sviluppata	0.00 0.57	3.07	5.57 5.88
Progressiva	-2.90 -2.50	0.00	2.50 2.72
Dislivelli	0.00 0.38	0.00	-0.17 0.00

Sezione: 31  
 Progressiva: 245.926  
 Q. Progetto: 221.663

Scala H 1/200.00  
 Scala V 1/200.00

219.00

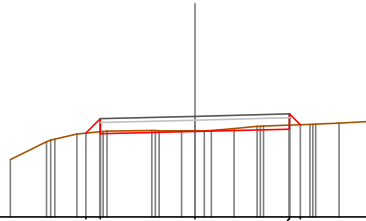


Quote	221.20 221.20	221.26	221.20 221.18
Parziali	2.50	2.50	
Sviluppata Par.	2.50	2.50	
Sviluppata	0.00 0.56	3.06	5.56 5.95
Progressiva	-2.90 -2.50	0.00	2.50 2.77
Dislivelli	0.00 0.39	-0.02	-0.11 -0.00

Sezione: 32  
 Progressiva: 250.000  
 Q. Progetto: 221.661

Scala H 1/200.00  
 Scala V 1/200.00

219.00

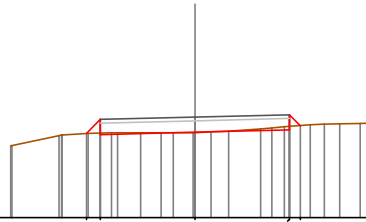


Quote	221.21 221.20		221.28	221.32 221.44
Parziali	0.38	2.50	2.50	0.05
Sviluppata Par.	0.54	2.50	2.50	0.10
Sviluppata	0.00 +0.54	3.04	5.54	5.95
Progressiva	-2.86 -2.50	0.00	2.50	2.79
Dislivelli	0.00 -0.34	-0.02	-0.10	-0.00

Sezione: 33  
 Progressiva: 260.000  
 Q. Progetto: 221.658

Scala H 1/200.00  
 Scala V 1/200.00

219.00

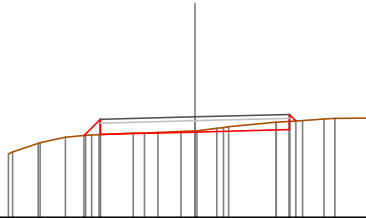


Quote	221.22 221.20		221.28	221.32 221.43
Parziali	0.37	2.50	2.50	0.09
Sviluppata Par.	0.53	2.50	2.50	0.41
Sviluppata	0.00 +0.53	3.03	5.53	5.93
Progressiva	-2.87 -2.50	0.00	2.50	2.79
Dislivelli	0.00 -0.36	0.01	-0.09	-0.00

Sezione: 34  
 Progressiva: 270.000  
 Q. Progetto: 221.654

Scala H 1/200.00  
 Scala V 1/200.00

219.00

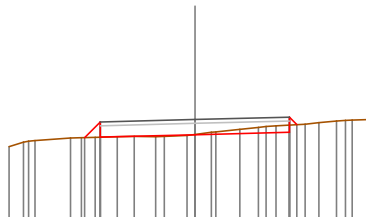


Quote	221.16 221.19		221.25	221.32 221.55
Parziali	0.43	2.50	2.50	
Sviluppata Par.	0.61	2.50	2.50	
Sviluppata	0.00 +0.61	3.11	5.61	5.85
Progressiva	-2.93 -2.50	0.00	2.50	2.67
Dislivelli	0.00 -0.41	-0.03	-0.22	-0.00

Sezione: 35  
 Progressiva: 273.721  
 Q. Progetto: 221.653

Scala H 1/200.00  
 Scala V 1/200.00

219.00



Quote	221.18 221.19		221.25	221.32 221.58
Parziali	0.42	2.50	2.50	0.06
Sviluppata Par.	0.59	2.50	2.50	0.06
Sviluppata	0.00 +0.59	3.09	5.59	5.87
Progressiva	-2.92 -2.50	0.00	2.50	2.70
Dislivelli	0.00 -0.40	-0.01	-0.19	-0.00



Sezione: 36  
 Progressiva: 280.000  
 Q. Progetto: 221.651

Scala H 1/200.00  
 Scala V 1/200.00

220.00

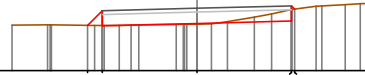


Quote	221.17 221.19	221.25	221.31 221.41
Parziali	0.42	2.50	2.50
Sviluppata Par.	0.59	2.50	2.50
Sviluppata	0.00 -2.92 -0.42	0.00 -2.50 -0.59	3.09 -0.29 -0.01
Progressiva			2.50 2.60 5.73
Dislivelli			

Sezione: 37  
 Progressiva: 290.000  
 Q. Progetto: 221.648

Scala H 1/200.00  
 Scala V 1/200.00

220.00

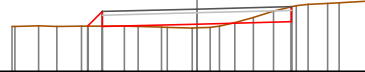


Quote	221.20 221.19	221.25	221.31 221.62
Parziali	0.39	2.50	2.50
Sviluppata Par.	0.55	2.50	2.50
Sviluppata	0.00 -2.89 -0.39	0.00 -2.50 -0.55	3.05 -0.30 0.00
Progressiva			2.50 2.59 5.67
Dislivelli			

Sezione: 38  
 Progressiva: 300.000  
 Q. Progetto: 221.644

Scala H 1/200.00  
 Scala V 1/200.00

220.00

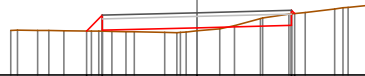


Quote	221.19 221.18	221.24	221.31 221.62
Parziali	0.39	2.50	2.50
Sviluppata Par.	0.55	2.50	2.50
Sviluppata	0.00 -2.89 -0.39	0.00 -2.50 -0.55	3.05 -0.40 -0.10
Progressiva			2.50 2.59 5.55
Dislivelli			

Sezione: 39  
 Progressiva: 301.516  
 Q. Progetto: 221.644

Scala H 1/200.00  
 Scala V 1/200.00

220.00

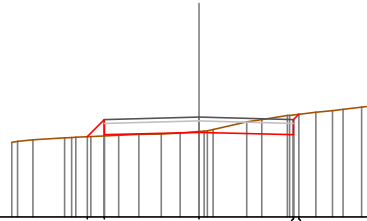


Quote	221.18 221.18	221.24	221.31 221.62
Parziali	0.42	2.50	2.50
Sviluppata Par.	0.60	2.50	2.50
Sviluppata	0.00 -2.92 -0.43	0.00 -2.50 -0.60	3.10 -0.31 0.00
Progressiva			2.50 2.58 5.72
Dislivelli			

Sezione: 40  
 Progressiva: 320.000  
 Q. Progetto: 221.638

Scala H 1/200.00  
 Scala V 1/200.00

219.00

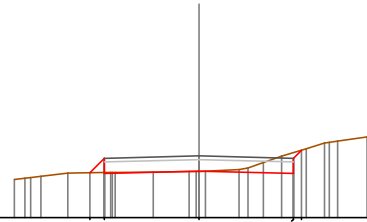


Quote	221.12 221.18	221.24	221.18 221.22
Parziali	0.45	2.50	2.50
Sviluppata Par.	0.64	2.50	2.50
Sviluppata	0.00 +0.64	3.14	5.64 5.84
Progressiva	-2.95 -2.50	0.00	2.50 2.64
Dislivelli	-0.00 -0.43	-0.02	-0.52 0.00

Sezione: 41  
 Progressiva: 340.000  
 Q. Progetto: 221.631

Scala H 1/200.00  
 Scala V 1/200.00

220.00

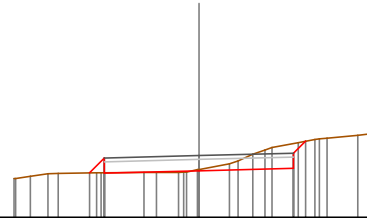


Quote	221.18 221.17	221.23	221.17 221.26
Parziali	0.38	2.50	2.50
Sviluppata Par.	0.54	2.50	2.50
Sviluppata	0.00 +0.54	3.04	5.54 5.84
Progressiva	-2.88 -2.50	0.00	2.50 2.71
Dislivelli	-0.00 -0.38	0.01	-0.55 0.00

Sezione: 42  
 Progressiva: 344.364  
 Q. Progetto: 221.630

Scala H 1/200.00  
 Scala V 1/200.00

220.00

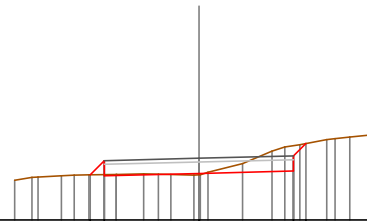


Quote	221.17 221.17	221.23	221.29 222.01
Parziali	0.40	2.50	2.50
Sviluppata Par.	0.56	2.50	2.50
Sviluppata	0.00 +0.56	3.06	5.56 6.01
Progressiva	-2.90 -2.50	0.00	2.50 2.92
Dislivelli	-0.00 -0.39	-0.03	-0.66 -0.00

Sezione: 43  
 Progressiva: 345.722  
 Q. Progetto: 221.629

Scala H 1/200.00  
 Scala V 1/200.00

220.00

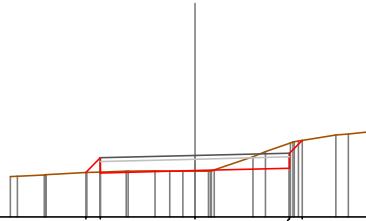


Quote	221.19 221.17	221.23	221.29 222.02
Parziali	0.38	2.50	2.50
Sviluppata Par.	0.53	2.50	2.50
Sviluppata	0.00 +0.53	3.03	5.53 6.00
Progressiva	-2.86 -2.50	0.00	2.50 2.83
Dislivelli	-0.00 -0.37	-0.04	-0.67 0.00

Sezione: 44  
 Progressiva: 347.080  
 Q. Progetto: 221.626

Scala H 1/200.00  
 Scala V 1/200.00

220.00

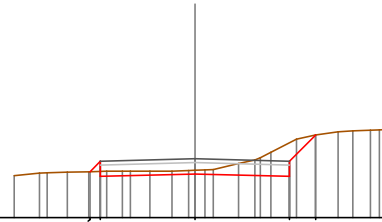


Quote	221.18 221.18	221.23	221.29 221.02
Parziali	0.39	2.50	2.50
Sviluppata Par.	0.54	2.50	2.50
Sviluppata	0.00 0.54	3.05	5.55 6.02
Progressiva	-2.89 -2.50	0.00	2.50 2.84
Dislivelli	0.00 0.37	0.01	-0.66 0.00

Sezione: 45  
 Progressiva: 360.000  
 Q. Progetto: 221.554

Scala H 1/200.00  
 Scala V 1/200.00

220.00

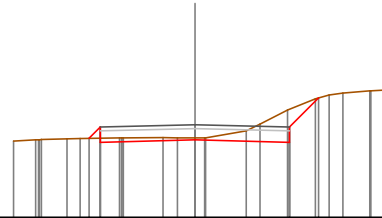


Quote	221.21 221.09	221.15	221.09 222.18
Parziali	0.39	2.50	2.50
Sviluppata Par.	0.39	2.50	0.69
Sviluppata	0.00 0.39	2.89	5.40 6.38
Progressiva	-2.78 -2.50	0.00	2.50 3.19
Dislivelli	0.00 0.27	-0.10	-0.89 0.00

Sezione: 46  
 Progressiva: 380.000  
 Q. Progetto: 221.446

Scala H 1/200.00  
 Scala V 1/200.00

219.00

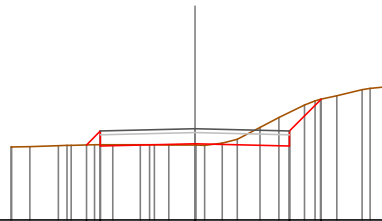


Quote	221.09 220.98	221.05	220.98 221.16
Parziali	0.39	2.50	2.50
Sviluppata Par.	0.42	2.50	1.09
Sviluppata	0.00 0.42	2.92	5.42 6.52
Progressiva	-2.80 -2.50	0.00	2.50 3.27
Dislivelli	-0.00 0.29	-0.05	-0.87 0.00

Sezione: 47  
 Progressiva: 400.000  
 Q. Progetto: 221.412

Scala H 1/200.00  
 Scala V 1/200.00

219.00

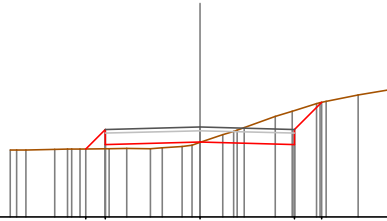


Quote	220.98 220.95	221.01	220.95 222.19
Parziali	0.37	2.50	2.50
Sviluppata Par.	0.52	2.50	1.19
Sviluppata	0.00 0.52	3.02	5.52 6.71
Progressiva	-2.87 -2.50	0.00	2.50 3.34
Dislivelli	-0.00 0.37	-0.03	-0.89 0.00

Sezione: 48  
 Progressiva: 420.000  
 Q. Progetto: 221.378

Scala H 1/200.00  
 Scala V 1/200.00

219.00

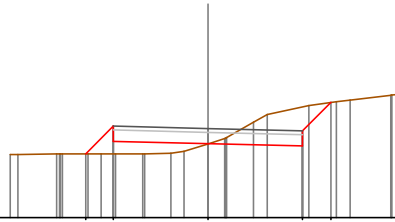


Quote		220.99	220.98	220.98	220.95	220.93
Parziali		0.52	2.50	2.50	0.72	
Sviluppata Par.		0.73	2.50	2.50	1.02	
Sviluppata		0.00	-3.02	-2.50	0.73	
Progressiva		0.00	-0.51	0.01	-0.90	-0.00
Dislivelli		0.00	-0.51	0.01	-0.90	-0.00

Sezione: 49  
 Progressiva: 427.348  
 Q. Progetto: 221.355

Scala H 1/200.00  
 Scala V 1/200.00

219.00

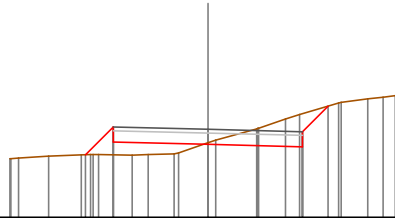


Quote		220.99	221.02	220.96	220.99	220.95
Parziali		0.73	2.50	2.50	0.75	
Sviluppata Par.		1.03	2.50	2.50	1.07	
Sviluppata		0.00	-3.23	-2.50	1.03	
Progressiva		0.00	-0.74	0.00	-1.03	0.00
Dislivelli		0.00	-0.74	0.00	-1.03	0.00

Sezione: 50  
 Progressiva: 430.000  
 Q. Progetto: 221.325

Scala H 1/200.00  
 Scala V 1/200.00

219.00

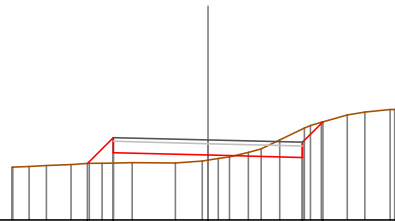


Quote		220.95	220.99	220.93	220.96	221.04
Parziali		0.74	2.50	2.50	0.68	
Sviluppata Par.		1.04	2.50	2.50	0.96	
Sviluppata		0.00	-3.24	-2.50	1.04	
Progressiva		0.00	-0.74	-0.04	-0.88	0.00
Dislivelli		0.00	-0.74	-0.04	-0.88	0.00

Sezione: 51  
 Progressiva: 440.000  
 Q. Progetto: 221.115

Scala H 1/200.00  
 Scala V 1/200.00

219.00

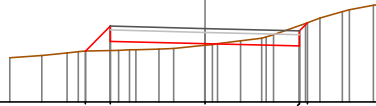


Quote		220.99	220.76	220.72	220.95	221.09
Parziali		0.69	2.50	2.50	0.54	
Sviluppata Par.		0.97	2.50	2.50	0.76	
Sviluppata		0.00	-3.19	-2.50	0.97	
Progressiva		0.00	-0.67	-0.14	-0.75	0.00
Dislivelli		0.00	-0.67	-0.14	-0.75	0.00

Sezione: 52  
 Progressiva: 447.409  
 Q. Progetto: 220.942

Scala H 1/200.00  
 Scala V 1/200.00

219.00

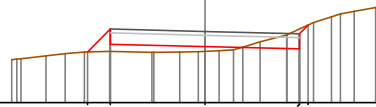


Quote		220.34	220.09	220.94	220.48	221.09
Parziali		0.66	2.50	2.50	0.96	
Sviluppata Par.		0.94	2.50	2.50	0.30	
Sviluppata		0.00	0.94	3.44	5.94	6.24
Progressiva		-3.16	-2.50	0.00	2.50	2.72
Dislivelli		0.00	0.64	0.05	-0.54	0.00

Sezione: 53  
 Progressiva: 450.000  
 Q. Progetto: 220.881

Scala H 1/200.00  
 Scala V 1/200.00

219.00

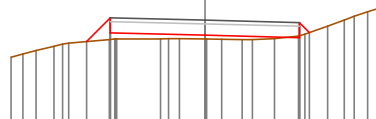


Quote		220.34	220.54	220.48	220.42	221.05
Parziali		0.61	2.50	2.50	0.28	
Sviluppata Par.		0.86	2.50	2.50	0.33	
Sviluppata		0.00	0.86	3.36	5.86	6.19
Progressiva		-3.11	-2.50	0.00	2.50	2.73
Dislivelli		0.00	-0.59	-0.13	-0.52	0.00

Sezione: 54  
 Progressiva: 460.000  
 Q. Progetto: 220.647

Scala H 1/200.00  
 Scala V 1/200.00

218.00



Quote		220.08	220.31	220.25	220.18	220.32
Parziali		0.63	2.50	2.50	0.27	
Sviluppata Par.		0.89	2.50	2.50	0.33	
Sviluppata		0.00	0.89	3.39	5.90	6.27
Progressiva		-3.13	-2.50	0.00	2.50	2.77
Dislivelli		0.00	-0.57	-0.10	-0.05	0.00

Sezione: 55  
 Progressiva: 467.471  
 Q. Progetto: 220.472

Scala H 1/200.00  
 Scala V 1/200.00

218.00

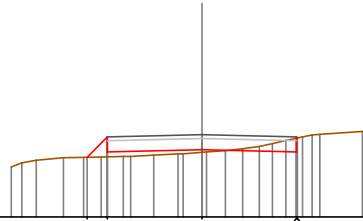


Quote		219.94	220.13	220.07	220.01	
Parziali		0.59	2.50	2.50		
Sviluppata Par.		0.83	2.50	2.50		
Sviluppata		0.00	0.83	3.34	5.84	
Progressiva		-3.09	-2.50	0.00	2.50	
Dislivelli		0.00	-0.56	-0.03	-0.37	

Sezione: 56  
 Progressiva: 480.000  
 Q. Progetto: 220.178

Scala H 1/200.00  
 Scala V 1/200.00

218.00

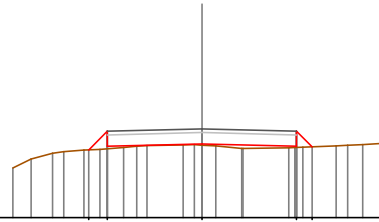


Quote	219.98 219.72	219.78	219.72 200.00
Parziali	0.54	2.50	2.50
Sviluppata Par.	0.76	2.50	2.50
Sviluppata	0.00 -3.04 -2.50 0.76	3.26	5.76 5.80
Progressiva	-3.04 -2.50	0.00	2.50 2.53
Dislivelli	0.00 0.53	0.07	-0.37 0.00

Sezione: 57  
 Progressiva: 500.000  
 Q. Progetto: 219.349

Scala H 1/200.00  
 Scala V 1/200.00

217.00

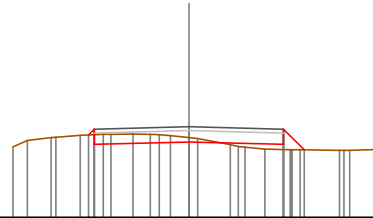


Quote	216.79 216.89	216.96	216.89 216.87
Parziali	0.50	2.50	2.50
Sviluppata Par.	0.70	2.50	2.50
Sviluppata	0.00 -3.00 -2.50 0.70	3.20	5.70 6.28
Progressiva	-3.00 -2.50	0.00	2.50 2.92
Dislivelli	0.00 0.47	-0.03	0.03 0.00

Sezione: 58  
 Progressiva: 520.000  
 Q. Progetto: 218.391

Scala H 1/200.00  
 Scala V 1/200.00

216.00

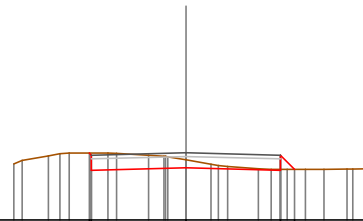


Quote	216.17 217.68	217.99	217.60 217.78
Parziali		2.50	2.50
Sviluppata Par.		2.50	2.50
Sviluppata	0.00 -2.66 -2.50 0.22	2.72	5.22 6.00
Progressiva	-2.66 -2.50	0.00	2.50 3.05
Dislivelli	0.00 0.15	-0.12	-0.14 0.00

Sezione: 59  
 Progressiva: 540.000  
 Q. Progetto: 217.773

Scala H 1/200.00  
 Scala V 1/200.00

216.00

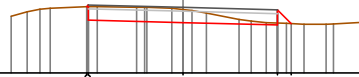


Quote	217.77 217.53	217.57	217.51 217.53
Parziali		2.50	2.50
Sviluppata Par.		2.50	2.50
Sviluppata	0.00 -2.55 -2.50 0.08	2.58	5.08 5.61
Progressiva	-2.55 -2.50	0.00	2.50 2.88
Dislivelli	0.00 0.05	-0.21	-0.03 0.00

Sezione: 60  
 Progressiva: 542.121  
 Q. Progetto: 217.732

Scala H 1/200.00  
 Scala V 1/200.00

216.00

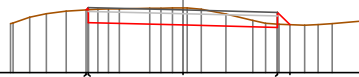


Quote	217.76 217.38	217.33	217.22 217.20
Parziali	2.50	2.50	0.37
Sviluppata Par.	2.50	2.50	0.52
Sviluppata	0.00 0.06	2.56	5.06 5.58
Progressiva	-2.54 -2.50	0.00	2.50 2.87
Dislivelli	0.00 0.04	-0.34	-0.05 0.00

Sezione: 61  
 Progressiva: 550.000  
 Q. Progetto: 217.658

Scala H 1/200.00  
 Scala V 1/200.00

216.00



Quote	217.66 217.32	217.26	217.20 217.27
Parziali	2.50	2.50	0.35
Sviluppata Par.	2.50	2.50	0.46
Sviluppata	0.00 0.09	2.59	5.09 5.55
Progressiva	-2.56 -2.50	0.00	2.50 2.83
Dislivelli	-0.00 0.06	-0.45	-0.09 0.00

Sezione: 62  
 Progressiva: 556.083  
 Q. Progetto: 217.685

Scala H 1/200.00  
 Scala V 1/200.00

216.00



Quote	217.71 217.35	217.26	217.22 217.57
Parziali	2.50	2.50	
Sviluppata Par.	2.50	2.50	
Sviluppata	0.00 0.06	2.56	5.06 5.14
Progressiva	-2.54 -2.50	0.00	2.50 2.56
Dislivelli	0.00 0.04	-0.45	-0.35 0.00

Sezione: 63  
 Progressiva: 560.000  
 Q. Progetto: 217.742

Scala H 1/200.00  
 Scala V 1/200.00

216.00



Quote	217.74 217.40	217.34	217.26 217.66
Parziali	2.50	2.50	
Sviluppata Par.	2.50	2.50	
Sviluppata	0.00 0.09	2.59	5.09 5.13
Progressiva	-2.56 -2.50	0.00	2.50 2.53
Dislivelli	0.00 0.06	-0.42	-0.37 0.00

Sezione: 64  
 Progressiva: 570.045  
 Q. Progetto: 217.983

Scala H 1/200.00  
 Scala V 1/200.00

216.00



Quote	217.983 217.983	217.983	217.983 217.983
Parziali	2.50	2.50	
Sviluppata Par.	2.50	2.50	
Sviluppata	0.00 0.13	2.63	5.13 5.26
Progressiva	-2.59 -2.50	0.00	2.50 2.59
Dislivelli	0.00 0.09	-0.39	-0.31 0.00

Sezione: 65  
 Progressiva: 580.000  
 Q. Progetto: 218.285

Scala H 1/200.00  
 Scala V 1/200.00

216.00



Quote	218.285 218.282	218.285	218.285 218.285
Parziali	2.50	2.50	
Sviluppata Par.	2.50	2.50	
Sviluppata	0.00 0.05	2.55	5.05 5.25
Progressiva	-2.53 -2.50	0.00	2.50 2.64
Dislivelli	-0.00 -0.03	-0.40	-0.26 -0.00

Sezione: 66  
 Progressiva: 587.623  
 Q. Progetto: 218.632

Scala H 1/200.00  
 Scala V 1/200.00

217.00



Quote	218.648 218.637	218.632	218.632 218.632
Parziali	2.50	2.50	0.36
Sviluppata Par.	2.50	2.50	0.51
Sviluppata	0.00 0.12	2.62	5.12 5.64
Progressiva	-2.58 -2.50	0.00	2.50 2.86
Dislivelli	0.00 0.07	-0.36	-0.07 -0.00

Sezione: 67  
 Progressiva: 590.000  
 Q. Progetto: 218.764

Scala H 1/200.00  
 Scala V 1/200.00

217.00



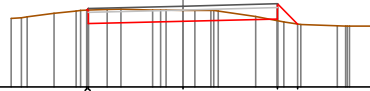
Quote	218.865 218.853	218.864	218.864 218.864
Parziali	2.50	2.50	0.34
Sviluppata Par.	2.50	2.50	0.48
Sviluppata	0.00 0.07	2.57	5.08 5.56
Progressiva	-2.55 -2.50	0.00	2.50 2.84
Dislivelli	-0.00 0.05	-0.32	-0.08 0.00



Sezione: 68  
 Progressiva: 595.821  
 Q. Progetto: 219.136

Scala H 1/200.00  
 Scala V 1/200.00

217.00

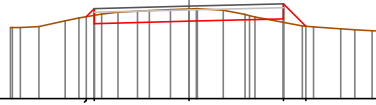


Quote			
Parziali	2.50	2.50	0.54
Sviluppata Par.	2.50	2.50	0.76
Sviluppata	0.00 -0.06	2.56	5.06 -5.82
Progressiva	-2.54 -2.50	0.00	2.50 3.04
Dislivelli	0.00 -0.04	-0.29	0.05 0.00

Sezione: 69  
 Progressiva: 600.000  
 Q. Progetto: 219.445

Scala H 1/200.00  
 Scala V 1/200.00

217.00

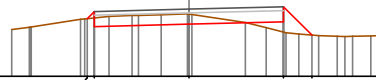


Quote			
Parziali	2.50	2.50	0.59
Sviluppata Par.	2.50	2.50	0.84
Sviluppata	0.00 -0.31	2.81	5.31 -6.15
Progressiva	-2.72 -2.50	0.00	2.50 3.09
Dislivelli	0.00 -0.18	-0.32	-0.09 0.00

Sezione: 70  
 Progressiva: 604.020  
 Q. Progetto: 219.775

Scala H 1/200.00  
 Scala V 1/200.00

218.00



Quote			
Parziali	2.50	2.50	0.75
Sviluppata Par.	2.50	2.50	1.06
Sviluppata	0.00 -0.27	2.77	5.27 -6.33
Progressiva	-2.89 -2.50	0.00	2.50 3.25
Dislivelli	-0.00 -0.17	-0.27	-0.27 0.00

Sezione: 71  
 Progressiva: 605.171  
 Q. Progetto: 219.876

Scala H 1/200.00  
 Scala V 1/200.00

218.00



Quote			
Parziali	2.50	2.50	0.77
Sviluppata Par.	2.50	2.50	1.09
Sviluppata	0.00 -0.28	2.78	5.28 -6.37
Progressiva	-2.70 -2.50	0.00	2.50 3.27
Dislivelli	0.00 -0.18	-0.23	-0.18 0.00

Sezione: 72  
 Progressiva: 610.000  
 Q. Progetto: 220.312

Scala H 1/200.00  
 Scala V 1/200.00

218.00  


Quote	219.98 219.95	219.91	219.87 219.85
Parziali	0.37	2.50	2.50 0.73
Sviluppata Par.	0.53	2.50	2.50 1.03
Sviluppata	0.00 -0.53	3.03	5.53 6.56
Progressiva	-2.87 -2.50	0.00	-2.50 -3.23
Dislivelli	0.00 0.31	-0.14	0.11 -0.00

Sezione: 73  
 Progressiva: 620.000  
 Q. Progetto: 221.147

Scala H 1/200.00  
 Scala V 1/200.00

219.00  


Quote	220.49 220.88	220.75	220.81 220.88
Parziali	0.59	2.50	2.50 0.53
Sviluppata Par.	0.84	2.50	2.50 0.75
Sviluppata	0.00 -0.84	3.34	5.84 6.59
Progressiva	-3.09 -2.50	0.00	2.50 3.03
Dislivelli	-0.00 0.42	-0.04	0.04 -0.00

Sezione: 74  
 Progressiva: 630.000  
 Q. Progetto: 221.791

Scala H 1/200.00  
 Scala V 1/200.00

219.00  


Quote	220.96 221.33	221.39	221.45 221.63
Parziali	0.76	2.50	2.50 0.36
Sviluppata Par.	1.08	2.50	2.50 0.36
Sviluppata	0.00 -1.08	3.58	6.08 6.40
Progressiva	-3.26 -2.50	0.00	2.50 2.72
Dislivelli	0.00 0.75	-0.06	-0.17 -0.00

Sezione: 75  
 Progressiva: 640.000  
 Q. Progetto: 222.427

Scala H 1/200.00  
 Scala V 1/200.00

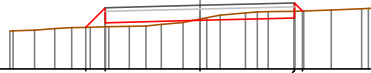
220.00  


Quote	221.99 221.96	222.03	222.09 222.24
Parziali	0.57	2.50	2.50 0.26
Sviluppata Par.	0.80	2.50	2.50 0.33
Sviluppata	0.00 -0.80	3.30	5.81 6.16
Progressiva	-3.07 -2.50	0.00	2.50 2.75
Dislivelli	-0.00 0.55	-0.04	-0.15 -0.00

Sezione: 76  
 Progressiva: 643.386  
 Q. Progetto: 222.684

Scala H 1/200.00  
 Scala V 1/200.00

221.00

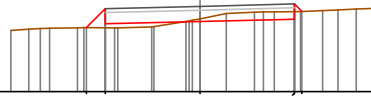


Quote	221.10 222.25	222.28	222.36 222.54
Parziali	0.52	2.50	2.50
Sviluppata Par.	0.74	2.50	2.50
Sviluppata	0.00 +0.74	3.24	5.74 6.04
Progressiva	-3.02 -2.50	0.00	2.50 2.71
Dislivelli	-0.00 -0.51	-0.04	-0.18 -0.00

Sezione: 77  
 Progressiva: 650.000  
 Q. Progetto: 223.253

Scala H 1/200.00  
 Scala V 1/200.00

221.00

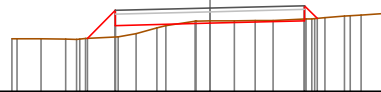


Quote	222.09 222.79	222.86	222.92 223.12
Parziali	0.50	2.50	2.50
Sviluppata Par.	0.71	2.50	2.50
Sviluppata	0.00 +0.71	3.21	5.71 5.98
Progressiva	-3.00 -2.50	0.00	2.50 2.69
Dislivelli	0.00 -0.50	-0.07	-0.20 -0.00

Sezione: 78  
 Progressiva: 660.000  
 Q. Progetto: 224.199

Scala H 1/200.00  
 Scala V 1/200.00

222.00



Quote	223.40 223.74	223.80	223.86 223.93
Parziali	0.74	2.50	2.50
Sviluppata Par.	1.05	2.50	2.50
Sviluppata	0.00 +1.05	3.55	6.05 6.52
Progressiva	-3.24 -2.50	0.00	2.50 2.84
Dislivelli	-0.00 -0.70	-0.06	-0.04 -0.00

Sezione: 79  
 Progressiva: 670.000  
 Q. Progetto: 225.076

Scala H 1/200.00  
 Scala V 1/200.00

223.00



Quote	224.40 224.91	224.98	224.74 224.93
Parziali	0.61	2.50	2.50
Sviluppata Par.	0.86	2.50	2.50
Sviluppata	0.00 +0.86	3.36	5.87 6.09
Progressiva	-3.11 -2.50	0.00	2.50 2.66
Dislivelli	-0.00 -0.53	-0.05	-0.21 -0.00

Sezione: 80  
 Progressiva: 680.000  
 Q. Progetto: 225.760

Scala H 1/200.00  
 Scala V 1/200.00

224.00



Quote	225.36 225.36	225.36	225.42 225.00
Parziali	0.40	2.50	2.50
Sviluppata Par.	0.57	2.50	2.50
Sviluppata	0.00 +0.00 -0.57	3.07	5.57 5.94
Progressiva	-2.90 +0.40 -2.50	0.00	2.50 -0.59 2.76
Dislivelli	0.00 -0.40	0.05	-0.09 -0.00

Sezione: 81  
 Progressiva: 681.602  
 Q. Progetto: 225.861

Scala H 1/200.00  
 Scala V 1/200.00

224.00

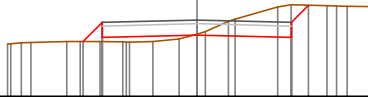


Quote	225.39 225.40	225.46	225.62 225.06
Parziali	0.41	2.50	2.50
Sviluppata Par.	0.58	2.50	2.50
Sviluppata	0.00 +0.00 -0.58	3.08	5.58 5.78
Progressiva	-2.91 +0.40 -2.50	0.00	2.50 -0.49 2.64
Dislivelli	0.00 -0.40	0.05	-0.00 0.00

Sezione: 82  
 Progressiva: 700.000  
 Q. Progetto: 227.018

Scala H 1/200.00  
 Scala V 1/200.00

225.00

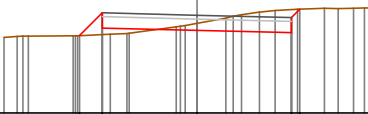


Quote	226.14 226.56	226.62	226.96 227.41
Parziali	0.51	2.50	2.50
Sviluppata Par.	0.72	2.50	2.50
Sviluppata	0.00 +0.00 -0.72	3.22	5.73 6.36
Progressiva	-3.01 +0.51 -2.50	0.00	2.50 -0.86 2.95
Dislivelli	0.00 -0.51	-0.03	-0.00 -0.00

Sezione: 83  
 Progressiva: 710.303  
 Q. Progetto: 227.581

Scala H 1/200.00  
 Scala V 1/200.00

225.00

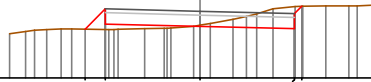


Quote	227.04 227.34	227.18	227.12 227.74
Parziali	0.60	2.50	2.50
Sviluppata Par.	0.85	2.50	2.50
Sviluppata	0.00 +0.00 -0.85	3.35	5.85 6.17
Progressiva	-3.10 +0.57 -2.50	0.00	2.50 -0.61 2.72
Dislivelli	0.00 -0.57	-0.18	-0.00 0.00

Sezione: 84  
 Progressiva: 714.418  
 Q. Progetto: 227.764

Scala H 1/200.00  
 Scala V 1/200.00

226.00

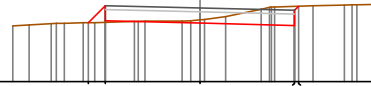


Quote	227.26 227.45		227.36	227.26 227.26
Parziali	0.54	2.50	2.50	0.11
Sviluppata Par.	0.76	2.50	2.50	0.07
Sviluppata	0.00 -3.04 -2.50	0.76	3.26	5.76 6.03
Progressiva				
Dislivelli	0.00 -0.54		-0.03	-0.59 0.00

Sezione: 85  
 Progressiva: 718.534  
 Q. Progetto: 227.946

Scala H 1/200.00  
 Scala V 1/200.00

226.00

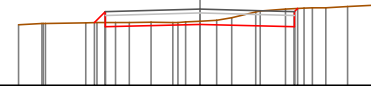


Quote	227.96 227.61		227.96	227.48 227.96
Parziali	0.45	2.50	2.50	
Sviluppata Par.	0.64	2.50	2.50	
Sviluppata	0.00 -2.95 -2.50	0.64	3.14	5.64 5.80
Progressiva				
Dislivelli	0.00 -0.44		-0.09	-0.51 0.00

Sezione: 86  
 Progressiva: 720.000  
 Q. Progetto: 228.011

Scala H 1/200.00  
 Scala V 1/200.00

226.00



Quote	227.66 227.55		227.61	227.55 228.00
Parziali	0.39	2.50	2.50	
Sviluppata Par.	0.62	2.50	2.50	
Sviluppata	0.00 -2.79 -2.50	0.42	2.92	5.42 5.54
Progressiva				
Dislivelli	0.00 -0.29		-0.08	-0.48 0.00

Sezione: 87  
 Progressiva: 737.364  
 Q. Progetto: 228.780

Scala H 1/200.00  
 Scala V 1/200.00

227.00

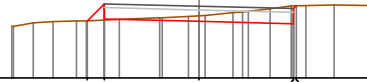


Quote	228.44 228.44		228.38	228.32 228.38
Parziali	0.40	2.50	2.50	
Sviluppata Par.	0.57	2.50	2.50	
Sviluppata	0.00 -2.90 -2.50	0.57	3.07	5.57 5.68
Progressiva				
Dislivelli	0.00 -0.40		-0.12	-0.47 0.00

Sezione: 88  
 Progressiva: 740.000  
 Q. Progetto: 228.896

Scala H 1/200.00  
 Scala V 1/200.00

227.00

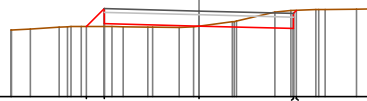


Quote	228.91 228.96	228.99	228.91 228.91
Parziali	0.45	2.50	2.50
Sviluppata Par.	0.64	2.50	2.50
Sviluppata	0.00 +0.64	3.14	5.64 5.75
Progressiva	-2.95 -2.50	0.00	2.50 2.58
Dislivelli	0.00 -0.43	-0.14	-0.48 0.00

Sezione: 89  
 Progressiva: 750.000  
 Q. Progetto: 229.263

Scala H 1/200.00  
 Scala V 1/200.00

227.00



Quote	228.85 228.93	228.96	228.90 228.95
Parziali	0.47	2.50	2.50
Sviluppata Par.	0.67	2.50	2.50
Sviluppata	0.00 +0.67	3.17	5.67 5.78
Progressiva	-2.97 -2.50	0.00	2.50 2.58
Dislivelli	0.00 -0.47	0.00	-0.48 0.00

Sezione: 90  
 Progressiva: 760.000  
 Q. Progetto: 229.432

Scala H 1/200.00  
 Scala V 1/200.00

227.00

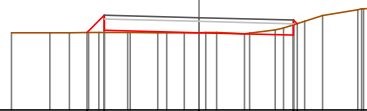


Quote	229.03 229.09	229.03	229.07 229.06
Parziali	0.46	2.50	2.50
Sviluppata Par.	0.66	2.50	2.50
Sviluppata	0.00 +0.66	3.16	5.66 5.81
Progressiva	-2.96 -2.50	0.00	2.50 2.61
Dislivelli	0.00 -0.47	0.00	-0.27 0.00

Sezione: 91  
 Progressiva: 761.586  
 Q. Progetto: 229.440

Scala H 1/200.00  
 Scala V 1/200.00

227.00

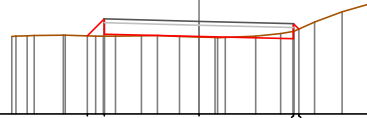


Quote	229.04 229.10	229.04	229.06 229.05
Parziali	0.46	2.50	2.50
Sviluppata Par.	0.65	2.50	2.50
Sviluppata	0.00 +0.65	3.15	5.65 5.79
Progressiva	-2.96 -2.50	0.00	2.50 2.60
Dislivelli	0.00 -0.46	-0.00	-0.27 -0.00

Sezione: 92  
 Progressiva: 770.000  
 Q. Progetto: 229.450

Scala H 1/200.00  
 Scala V 1/200.00

227.00

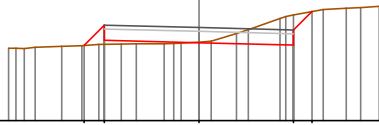


Quote		229.98 229.11		229.05		229.99 229.91
Parziali		0.45	2.50	2.50		
Sviluppata Par.		0.63	2.50	2.50		
Sviluppata	0.00	+0.00 +0.63		+3.14		+5.64 +5.84
Progressiva	-2.95	+0.00 +2.50		-0.00		+2.50 +2.64
Dislivelli	0.00	-0.46		-0.02		-0.19 -0.00

Sezione: 93  
 Progressiva: 780.000  
 Q. Progetto: 229.459

Scala H 1/200.00  
 Scala V 1/200.00

227.00

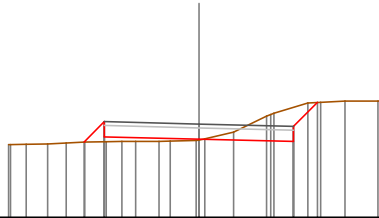


Quote		228.99 229.12		229.06		229.00 229.88
Parziali		0.54	2.50	2.50		0.49
Sviluppata Par.		0.76	2.50	2.50		0.69
Sviluppata	0.00	+0.00 +0.76		+3.26		+5.76 +6.45
Progressiva	-3.04	+0.00 +2.50		-0.00		+2.50 +2.99
Dislivelli	0.00	-0.51		-0.02		-0.80 -0.00

Sezione: 94  
 Progressiva: 785.807  
 Q. Progetto: 229.464

Scala H 1/200.00  
 Scala V 1/200.00

227.00

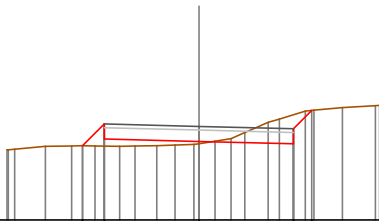


Quote		228.99 229.13		229.06		229.00 229.03
Parziali		0.54	2.50	2.50		0.63
Sviluppata Par.		0.76	2.50	2.50		0.90
Sviluppata	0.00	+0.00 +0.76		+3.26		+5.76 +6.66
Progressiva	-3.04	+0.00 +2.50		-0.00		+2.50 +3.13
Dislivelli	0.00	-0.53		-0.02		-0.90 -0.00

Sezione: 95  
 Progressiva: 798.368  
 Q. Progetto: 229.474

Scala H 1/200.00  
 Scala V 1/200.00

227.00

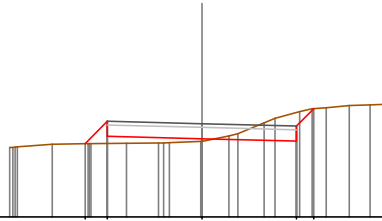


Quote		229.98 229.14		229.07		229.01 229.89
Parziali		0.58	2.50	2.50		0.48
Sviluppata Par.		0.82	2.50	2.50		0.68
Sviluppata	0.00	+0.00 +0.82		+3.32		+5.82 +6.50
Progressiva	-3.08	+0.00 +2.50		-0.00		+2.50 +2.98
Dislivelli	0.00	-0.58		-0.06		-0.77 -0.00

Sezione: 96  
 Progressiva: 800.000  
 Q. Progetto: 229.467

Scala H 1/200.00  
 Scala V 1/200.00

227.00

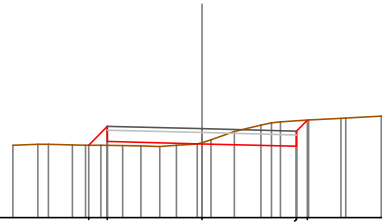


Quote	229.94 229.13		229.07	229.00 229.86
Parziali	0.59	2.50	2.50	0.46
Sviluppata Par.	0.83	2.50	2.50	0.65
Sviluppata	0.00 -3.09 +2.50	0.83	3.33	5.84 -0.76 -2.50 +6.48
Progressiva	-0.00	-0.59	0.00	-0.76
Dislivelli	-0.00	-0.59	0.06	-0.00

Sezione: 97  
 Progressiva: 810.000  
 Q. Progetto: 229.349

Scala H 1/200.00  
 Scala V 1/200.00

227.00

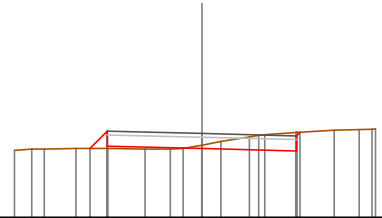


Quote	228.91 228.01		228.96	228.89 228.98
Parziali	0.50	2.50	2.50	0.29
Sviluppata Par.	0.70	2.50	2.50	0.41
Sviluppata	0.00 -3.00 +2.50	0.70	3.20	5.71 6.12
Progressiva	-0.00	-0.50	0.00	-0.67
Dislivelli	-0.00	-0.50	-0.04	0.00

Sezione: 98  
 Progressiva: 820.000  
 Q. Progetto: 229.215

Scala H 1/200.00  
 Scala V 1/200.00

227.00

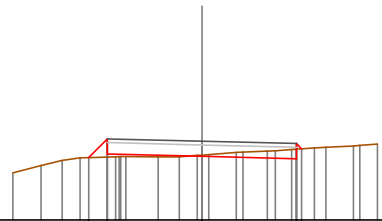


Quote	228.82 228.88		228.82	228.75 228.34
Parziali	0.46	2.50	2.50	
Sviluppata Par.	0.65	2.50	2.50	
Sviluppata	0.00 -2.96 +2.50	0.65	3.15	5.65 5.78
Progressiva	-0.00	-0.46	0.00	-0.49
Dislivelli	-0.00	-0.46	-0.09	0.00

Sezione: 99  
 Progressiva: 830.000  
 Q. Progetto: 229.081

Scala H 1/200.00  
 Scala V 1/200.00

227.00



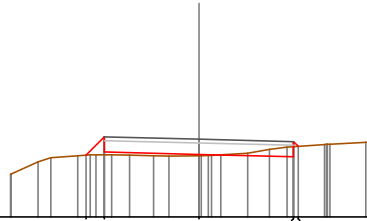
Quote	228.85 228.74		228.88	228.82 228.85
Parziali	0.50	2.50	2.50	
Sviluppata Par.	0.70	2.50	2.50	
Sviluppata	0.00 -3.00 +2.50	0.70	3.21	5.71 5.90
Progressiva	-0.00	-0.48	0.00	-0.25
Dislivelli	-0.00	-0.48	-0.03	0.00



Sezione: 100  
 Progressiva: 831.921  
 Q. Progetto: 229.055

Scala H 1/200.00  
 Scala V 1/200.00

227.00

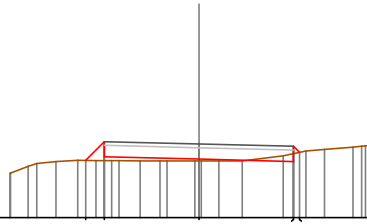


Quote	229.65 229.72		229.68	229.59 229.67
Parziali	0.48	2.50	2.50	
Sviluppata Par.	0.69	2.50	2.50	
Sviluppata	0.00 +0.69		3.19	5.69 5.86
Progressiva	-2.98 -0.48	-2.50	0.00	2.50 2.63
Dislivelli	0.00 0.48		0.04	-0.27 -0.00

Sezione: 101  
 Progressiva: 840.000  
 Q. Progetto: 228.947

Scala H 1/200.00  
 Scala V 1/200.00

227.00

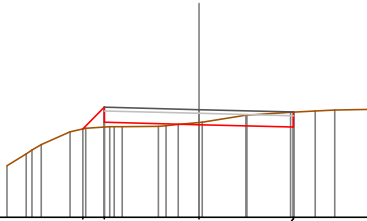


Quote	228.51 228.61		228.55	228.48 228.72
Parziali	0.50	2.50	2.50	
Sviluppata Par.	0.70	2.50	2.50	
Sviluppata	0.00 +0.70		3.21	5.71 5.93
Progressiva	-3.00 -0.50	-2.50	0.00	2.50 2.66
Dislivelli	0.00 0.50		0.05	-0.20 0.00

Sezione: 102  
 Progressiva: 850.000  
 Q. Progetto: 228.847

Scala H 1/200.00  
 Scala V 1/200.00

226.00

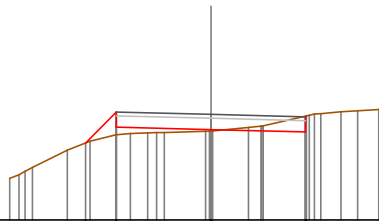


Quote	228.34 228.51		228.45	228.38 228.75
Parziali	0.57	2.50	2.50	
Sviluppata Par.	0.81	2.50	2.50	
Sviluppata	0.00 +0.81		3.31	5.81
Progressiva	-3.07 -0.53	-2.50	0.00	2.50 2.63
Dislivelli	0.00 0.53		-0.06	-0.39 0.00

Sezione: 103  
 Progressiva: 860.000  
 Q. Progetto: 228.788

Scala H 1/200.00  
 Scala V 1/200.00

226.00

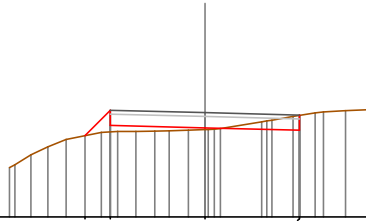


Quote	228.03 228.45		228.39	228.33 228.75
Parziali	0.82	2.50	2.50	
Sviluppata Par.	1.16	2.50	2.50	
Sviluppata	0.00 +1.16		3.66	6.16 6.19
Progressiva	-3.32 -0.60	-2.50	0.00	2.50 2.52
Dislivelli	0.00 0.60		-0.04	-0.42 -0.00

Sezione: 104  
 Progressiva: 865.474  
 Q. Progetto: 228.756

Scala H 1/200.00  
 Scala V 1/200.00

226.00

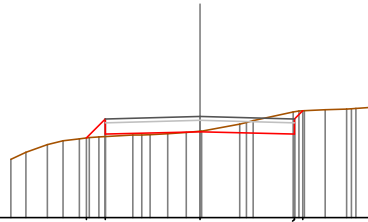


Quote		228.15	228.42	228.36	228.29
Parziali		0.67	2.50	2.50	
Sviluppata Par.		0.95	2.50	2.50	
Sviluppata		0.00	0.95	3.45	5.95
Progressiva		-3.17	-2.50	0.00	2.50
Dislivelli		0.00	0.57	0.05	-0.39

Sezione: 105  
 Progressiva: 880.000  
 Q. Progetto: 228.672

Scala H 1/200.00  
 Scala V 1/200.00

226.00

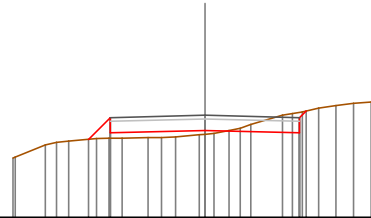


Quote		228.11	228.21	228.27	228.21	228.83
Parziali		0.50	2.50	2.50		
Sviluppata Par.		0.71	2.50	2.50		
Sviluppata		0.00	0.71	3.21	5.71	6.02
Progressiva		-3.00	-2.50	0.00	2.50	2.72
Dislivelli		-0.00	-0.47	-0.01	-0.59	0.00

Sezione: 106  
 Progressiva: 900.000  
 Q. Progetto: 228.697

Scala H 1/200.00  
 Scala V 1/200.00

226.00

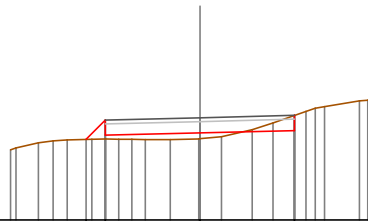


Quote		228.04	228.23	228.30	228.23	228.81
Parziali		0.58	2.50	2.50		
Sviluppata Par.		0.81	2.50	2.50		
Sviluppata		0.00	0.81	3.32	5.82	6.06
Progressiva		-3.08	-2.50	0.00	2.50	2.68
Dislivelli		-0.00	-0.54	-0.10	-0.54	0.00

Sezione: 107  
 Progressiva: 902.081  
 Q. Progetto: 228.700

Scala H 1/200.00  
 Scala V 1/200.00

226.00

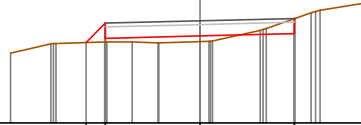


Quote		228.15	228.34	228.30	228.36
Parziali		0.51	2.50	2.50	
Sviluppata Par.		0.72	2.50	2.50	
Sviluppata		0.00	0.72	3.22	5.72
Progressiva		-3.01	-2.50	0.00	2.50
Dislivelli		-0.00	-0.50	-0.15	-0.40

Sezione: 108  
 Progressiva: 902.424  
 Q. Progetto: 228.701

Scala H 1/200.00  
 Scala V 1/200.00

226.00

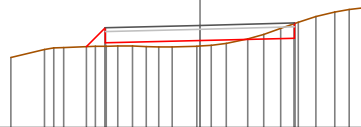


Quote		228.11 228.34		228.39		228.36
Parziali		0.51	2.50	2.50		
Sviluppata Par.		0.72	2.50	2.50		
Sviluppata		0.00 +0.72		3.22		5.72
Progressiva		-3.01 +2.50		0.00		2.50
Dislivelli		-0.00 -0.49		0.15		-0.40

Sezione: 109  
 Progressiva: 902.767  
 Q. Progetto: 228.702

Scala H 1/200.00  
 Scala V 1/200.00

226.00

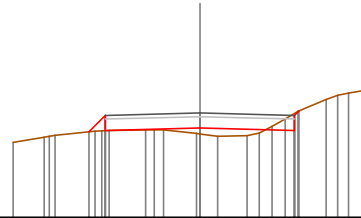


Quote		228.14 228.34		228.30		228.36
Parziali		0.50	2.50	2.50		
Sviluppata Par.		0.71	2.50	2.50		
Sviluppata		0.00 +0.71		3.21		5.71
Progressiva		-3.00 +2.50		0.00		2.50
Dislivelli		0.00 -0.49		0.15		-0.39

Sezione: 110  
 Progressiva: 920.000  
 Q. Progetto: 228.757

Scala H 1/200.00  
 Scala V 1/200.00

226.00

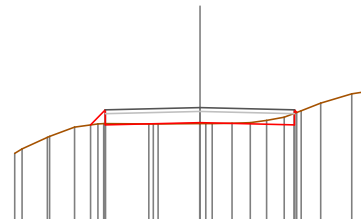


Quote		228.26 228.29		228.36		228.29 228.01
Parziali		0.44	2.50	2.50		
Sviluppata Par.		0.62	2.50	2.50		
Sviluppata		0.00 +0.62		3.12		5.62 5.79
Progressiva		-2.94 +2.50		0.00		2.50 2.62
Dislivelli		0.00 -0.41		0.15		-0.45 0.00

Sezione: 111  
 Progressiva: 940.000  
 Q. Progetto: 228.971

Scala H 1/200.00  
 Scala V 1/200.00

226.00

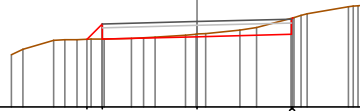


Quote		228.51 228.51		228.57		228.51 228.84
Parziali		0.40	2.50	2.50		
Sviluppata Par.		0.56	2.50	2.50		
Sviluppata		0.00 +0.56		3.06		5.56 5.65
Progressiva		-2.90 +2.50		0.00		2.50 2.56
Dislivelli		-0.00 -0.36		0.03		-0.31 -0.00

Sezione: 112  
 Progressiva: 955.524  
 Q. Progetto: 229.257

Scala H 1/200.00  
 Scala V 1/200.00

227.00

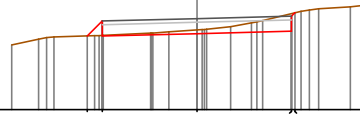


Quote	229.79 229.79	229.88	229.92 229.98
Parziali	0.41	2.50	2.50
Sviluppata Par.	0.57	2.50	2.50
Sviluppata	0.00 0.57	3.08	5.58 5.63
Progressiva	-2.91 -2.50	0.00	2.50 2.54
Dislivelli	0.00 -0.40	-0.07	-0.43 -0.00

Sezione: 113  
 Progressiva: 960.000  
 Q. Progetto: 229.408

Scala H 1/200.00  
 Scala V 1/200.00

227.00

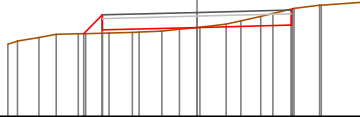


Quote	229.85 229.85	229.91	229.97 229.98
Parziali	0.40	2.50	2.50
Sviluppata Par.	0.56	2.50	2.50
Sviluppata	0.00 0.56	3.06	5.57 5.69
Progressiva	-2.90 -2.50	0.00	2.50 2.59
Dislivelli	0.00 -0.39	-0.10	-0.47 0.00

Sezione: 114  
 Progressiva: 970.000  
 Q. Progetto: 229.746

Scala H 1/200.00  
 Scala V 1/200.00

227.00

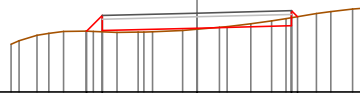


Quote	229.19 229.28	229.35	229.41 229.84
Parziali	0.50	2.50	2.50
Sviluppata Par.	0.70	2.50	2.50
Sviluppata	0.00 0.70	3.20	5.71 5.75
Progressiva	-3.00 -2.50	0.00	2.50 2.53
Dislivelli	0.00 -0.49	-0.00	-0.43 -0.00

Sezione: 115  
 Progressiva: 980.000  
 Q. Progetto: 230.084

Scala H 1/200.00  
 Scala V 1/200.00

228.00

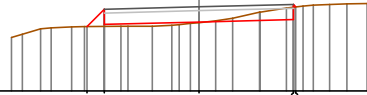


Quote	229.60 229.62	229.68	229.75 229.91
Parziali	0.42	2.50	2.50
Sviluppata Par.	0.59	2.50	2.50
Sviluppata	0.00 0.59	3.09	5.59 5.82
Progressiva	-2.92 -2.50	0.00	2.50 2.66
Dislivelli	0.00 -0.43	-0.03	-0.22 0.00

Sezione: 116  
 Progressiva: 984.140  
 Q. Progetto: 230.223

Scala H 1/200.00  
 Scala V 1/200.00

228.00

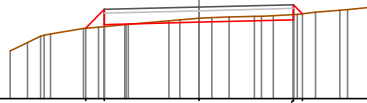


Quote	230.76 230.76	230.65	230.85	230.89 230.23
Parziali	0.46	2.50	2.50	
Sviluppata Par.	0.65	2.50	2.50	
Sviluppata	0.00 +0.65	3.15	5.65 5.74	
Progressiva	-2.96 +0.46	-0.00	2.50 +2.56	
Dislivelli	0.00 -0.46	0.02	-0.33 0.00	

Sezione: 117  
 Progressiva: 990.000  
 Q. Progetto: 230.421

Scala H 1/200.00  
 Scala V 1/200.00

228.00

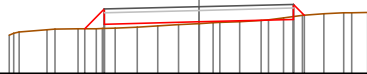


Quote	230.86 230.86	230.02	230.08 230.04
Parziali	0.50	2.50	2.50
Sviluppata Par.	0.70	2.50	2.50
Sviluppata	0.00 +0.70	3.20	5.70 6.04
Progressiva	-3.00 +0.45	0.00	2.50 +2.74
Dislivelli	0.00 -0.45	-0.10	-0.14 0.00

Sezione: 118  
 Progressiva: 1000.000  
 Q. Progetto: 230.759

Scala H 1/200.00  
 Scala V 1/200.00

229.00

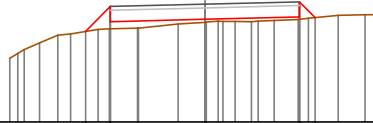


Quote	230.17 230.30	230.36	230.42 230.03
Parziali	0.52	2.50	2.50
Sviluppata Par.	0.74	2.50	2.50
Sviluppata	0.00 +0.74	3.24	5.74 6.15
Progressiva	-3.02 +0.51	0.00	2.50 +2.79
Dislivelli	0.00 -0.51	0.05	-0.08 0.00

Sezione: 119  
 Progressiva: 1010.000  
 Q. Progetto: 231.113

Scala H 1/200.00  
 Scala V 1/200.00

228.00

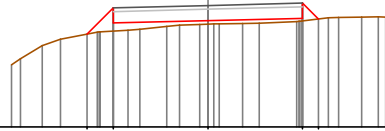


Quote	230.39 230.05	230.71	230.76 230.76
Parziali	0.66	2.50	2.50
Sviluppata Par.	0.93	2.50	2.50
Sviluppata	0.00 +0.93	3.43	5.93 6.52
Progressiva	-3.16 +0.59	0.00	2.50 +2.92
Dislivelli	0.00 -0.59	0.08	-0.06 0.00

Sezione: 120  
 Progressiva: 1012.756  
 Q. Progetto: 231.212

Scala H 1/200.00  
 Scala V 1/200.00

228.00

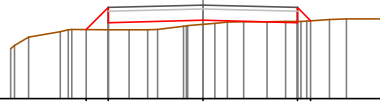


Quote		230.46	230.75	230.81	230.87	230.85
Parziali		0.69	2.50	2.50	0.42	
Sviluppata Par.		0.98	2.50	2.50	0.60	0.42
Sviluppata		0.00	0.98	3.48	5.98	6.58
Progressiva		-3.19	-2.50	0.00	2.50	2.92
Dislivelli		-0.00	0.61	0.10	0.07	0.00

Sezione: 121  
 Progressiva: 1020.000  
 Q. Progetto: 231.471

Scala H 1/200.00  
 Scala V 1/200.00

229.00



Quote		230.82	231.01	231.07	231.01	231.06
Parziali		0.58	2.50	2.50	0.35	
Sviluppata Par.		0.83	2.50	2.50	0.50	0.35
Sviluppata		0.00	0.83	3.33	5.83	6.32
Progressiva		-3.08	-2.50	0.00	2.50	2.85
Dislivelli		-0.00	-0.59	-0.11	-0.03	0.00

Sezione: 122  
 Progressiva: 1040.000  
 Q. Progetto: 232.188

Scala H 1/200.00  
 Scala V 1/200.00

230.00

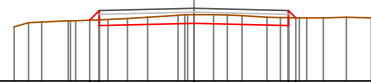


Quote		231.65	231.73	231.79	231.73	231.68
Parziali		0.47	2.50	2.50	0.44	
Sviluppata Par.		0.67	2.50	2.50	0.63	0.44
Sviluppata		0.00	0.67	3.17	5.67	6.29
Progressiva		-2.97	-2.50	0.00	2.50	2.94
Dislivelli		-0.00	-0.47	-0.05	-0.06	0.00

Sezione: 123  
 Progressiva: 1060.000  
 Q. Progetto: 232.922

Scala H 1/200.00  
 Scala V 1/200.00

231.00

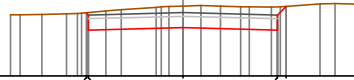


Quote		232.46	232.46	232.52	232.46	232.57
Parziali		0.36	2.50	2.50	0.31	
Sviluppata Par.		0.36	2.50	2.50	0.37	0.31
Sviluppata		0.00	0.36	2.86	5.36	5.64
Progressiva		-2.76	-2.50	0.00	2.50	2.69
Dislivelli		-0.00	-0.25	-0.23	-0.21	-0.00

Sezione: 124  
 Progressiva: 1080.000  
 Q. Progetto: 233.675

Scala H 1/200.00  
 Scala V 1/200.00

232.00

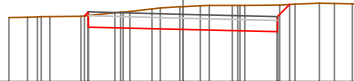


Quote		233.67 233.21	233.28	233.21 233.84
Parziali		2.50	2.50	0.28
Sviluppata Par.		2.50	2.50	0.28
Sviluppata		0.00 0.08	2.58	5.08 5.40
Progressiva		0.00 -2.56 -2.50	0.00	2.50 2.73
Dislivelli		0.00 -0.06	-0.57	-0.61 0.00

Sezione: 125  
 Progressiva: 1082.753  
 Q. Progetto: 233.779

Scala H 1/200.00  
 Scala V 1/200.00

232.00



Quote		233.74 233.44	233.38	233.32 234.04
Parziali		2.50	2.50	0.32
Sviluppata Par.		2.50	2.50	0.45
Sviluppata		0.00 0.15	2.65	5.15 5.60
Progressiva		0.00 -2.60 -2.50	0.00	2.50 2.82
Dislivelli		0.00 0.09	-0.60	-0.70 -0.00

Sezione: 126  
 Progressiva: 1090.000  
 Q. Progetto: 234.052

Scala H 1/200.00  
 Scala V 1/200.00

232.00



Quote		234.02 233.71	233.65	233.59 234.27
Parziali		2.50	2.50	0.38
Sviluppata Par.		2.50	2.50	0.38
Sviluppata		0.00 0.13	2.64	5.14 5.54
Progressiva		0.00 -2.60 -2.50	0.00	2.50 2.78
Dislivelli		0.00 0.10	-0.49	-0.67 -0.00

Sezione: 127  
 Progressiva: 1094.800  
 Q. Progetto: 234.233

Scala H 1/200.00  
 Scala V 1/200.00

232.00

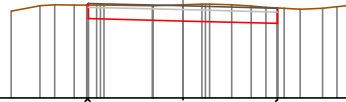


Quote		234.25 233.95	233.85	233.77 234.31
Parziali		2.50	2.50	0.36
Sviluppata Par.		2.50	2.50	0.36
Sviluppata		0.00 0.06	2.56	5.06 5.30
Progressiva		0.00 -2.54 -2.50	0.00	2.50 2.67
Dislivelli		0.00 0.04	-0.45	-0.55 0.00

Sezione: 128  
 Progressiva: 1100.000  
 Q. Progetto: 234.436

Scala H 1/200.00  
 Scala V 1/200.00

232.00



Quote	234.46 234.10	234.04	233.97
Parziali	2.50	2.50	
Sviluppata Par.	2.50	2.50	
Sviluppata	0.00 0.06	2.56	5.06
Progressiva	-2.54 -2.50	0.00	2.50
Dislivelli	0.00 0.04	-0.43	-0.40

Sezione: 129  
 Progressiva: 1106.846  
 Q. Progetto: 234.759

Scala H 1/200.00  
 Scala V 1/200.00

233.00

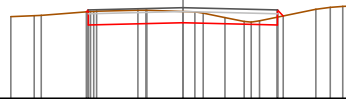


Quote	234.73 234.42	234.36	234.30 234.02
Parziali	2.50	2.50	
Sviluppata Par.	2.50	2.50	
Sviluppata	0.00 0.13	2.63	5.13 5.24
Progressiva	-2.59 -2.50	0.00	2.50 2.58
Dislivelli	0.00 0.09	-0.40	-0.32 0.00

Sezione: 130  
 Progressiva: 1120.000  
 Q. Progetto: 235.396

Scala H 1/200.00  
 Scala V 1/200.00

233.00

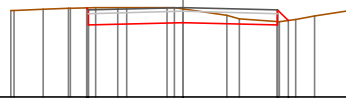


Quote	235.28 234.93	235.00	234.93 235.18
Parziali	2.50	2.50	
Sviluppata Par.	2.50	2.50	
Sviluppata	0.00 0.07	2.57	5.08 5.29
Progressiva	-2.55 -2.50	0.00	2.50 2.66
Dislivelli	-0.00 0.05	-0.30	-0.21 0.00

Sezione: 131  
 Progressiva: 1140.000  
 Q. Progetto: 236.364

Scala H 1/200.00  
 Scala V 1/200.00

234.00



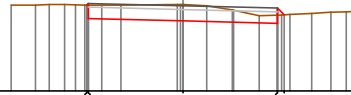
Quote	236.36 236.16	236.06	236.00 236.02
Parziali	2.50	2.50	
Sviluppata Par.	2.50	2.50	
Sviluppata	0.00 0.07	2.57	5.07 5.47
Progressiva	-2.55 -2.50	0.00	2.50 2.78
Dislivelli	0.00 -0.05	-0.36	-0.09 -0.00



Sezione: 132  
 Progressiva: 1158.361  
 Q. Progetto: 237.252

Scala H 1/200.00  
 Scala V 1/200.00

235.00

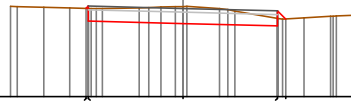


Quote		237.27 236.91	236.85	236.79 237.01
Parziali		2.50	2.50	0.31
Sviluppata Par.		2.50	2.50	0.31
Sviluppata		0.00 0.06	2.56	5.06 5.31
Progressiva		-2.54 -2.50	0.00	2.50 2.68
Dislivelli		-0.00 0.04	-0.44	-0.22 0.00

Sezione: 133  
 Progressiva: 1160.000  
 Q. Progetto: 237.331

Scala H 1/200.00  
 Scala V 1/200.00

235.00



Quote		237.33 236.99	236.93	236.87 237.05
Parziali		2.50	2.50	0.32
Sviluppata Par.		2.50	2.50	0.31
Sviluppata		0.00 0.09	2.59	5.09 5.39
Progressiva		-2.56 -2.50	0.00	2.50 2.72
Dislivelli		0.00 0.06	-0.45	-0.20 0.00

Sezione: 134  
 Progressiva: 1163.295  
 Q. Progetto: 237.491

Scala H 1/200.00  
 Scala V 1/200.00

236.00



Quote		237.57 237.15	237.09	237.03 237.14
Parziali		2.50	2.50	0.35
Sviluppata Par.		2.50	2.50	0.31
Sviluppata		0.00 0.03	2.53	5.03 5.43
Progressiva		-2.52 -2.50	0.00	2.50 2.78
Dislivelli		0.00 -0.02	-0.47	-0.15 0.00

Sezione: 135  
 Progressiva: 1168.230  
 Q. Progetto: 237.729

Scala H 1/200.00  
 Scala V 1/200.00

236.00

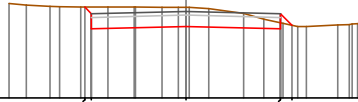


Quote		237.94 237.59	237.53	237.47 237.57
Parziali		2.50	2.50	0.40
Sviluppata Par.		2.50	2.50	0.57
Sviluppata		0.00 0.07	2.58	5.08 5.64
Progressiva		-2.55 -2.50	0.00	2.50 2.90
Dislivelli		0.00 -0.05	-0.51	-0.08 0.00

Sezione: 136  
 Progressiva: 1180.000  
 Q. Progetto: 238.290

Scala H 1/200.00  
 Scala V 1/200.00

236.00



Quote		238.46 237.85	237.89	237.83 237.98
Parziali		2.50	2.50	0.31
Sviluppata Par.		2.50	2.50	0.13
Sviluppata		0.00 0.25	2.75	5.25 5.68
Progressiva		-2.65 -2.50	0.00	-2.50 -2.81
Dislivelli		-0.00 -0.18	-0.50	-0.16 0.00

Sezione: 137  
 Progressiva: 1200.000  
 Q. Progetto: 239.242

Scala H 1/200.00  
 Scala V 1/200.00

237.00



Quote		238.28 238.78	238.84	238.78
Parziali		2.50	2.50	
Sviluppata Par.		2.50	2.50	
Sviluppata		0.00 0.14	2.64	5.14
Progressiva		-2.60 -2.50	0.00	2.50
Dislivelli		0.00 -0.10	-0.49	-0.40

Sezione: 138  
 Progressiva: 1204.829  
 Q. Progetto: 239.472

Scala H 1/200.00  
 Scala V 1/200.00

238.00



Quote		239.48 239.01	239.07	239.13 239.31
Parziali		2.50	2.50	0.35
Sviluppata Par.		2.50	2.50	0.35
Sviluppata		0.00 0.09	2.59	5.10 5.42
Progressiva		-2.57 -2.50	0.00	2.50 2.73
Dislivelli		0.00 -0.07	-0.47	-0.22 0.00

Sezione: 139  
 Progressiva: 1210.000  
 Q. Progetto: 239.718

Scala H 1/200.00  
 Scala V 1/200.00

238.00



Quote		239.70 239.26	239.32	239.38 239.56
Parziali		2.50	2.50	0.39
Sviluppata Par.		2.50	2.50	0.31
Sviluppata		0.00 0.06	2.56	5.06 5.37
Progressiva		-2.54 -2.50	0.00	2.50 2.72
Dislivelli		0.00 -0.05	-0.54	-0.18 0.00

Sezione: 140  
 Progressiva: 1216.378  
 Q. Progetto: 240.022

Scala H 1/200.00  
 Scala V 1/200.00

238.00



Quote	240.02	239.95	239.65	239.68	239.97
Parziali		2.50		2.50	0.01
Sviluppata Par.		2.50		2.50	0.01
Sviluppata	0.00	0.11	2.61	5.11	5.41
Progressiva	-2.57	-2.50	0.00	2.50	2.71
Dislivelli	0.00	-0.08	-0.54	-0.19	-0.00

Sezione: 141  
 Progressiva: 1220.000  
 Q. Progetto: 240.194

Scala H 1/200.00  
 Scala V 1/200.00

238.00



Quote	240.09	239.73	239.79	239.86	240.10
Parziali		2.50		2.50	
Sviluppata Par.		2.50		2.50	
Sviluppata	0.00	0.06	2.56	5.06	5.28
Progressiva	-2.54	-2.50	0.00	2.50	2.66
Dislivelli	0.00	0.04	-0.43	-0.25	0.00

Sezione: 142  
 Progressiva: 1227.926  
 Q. Progetto: 240.572

Scala H 1/200.00  
 Scala V 1/200.00

239.00



Quote	240.56	240.11	240.17	240.23	240.30
Parziali		2.50		2.50	0.33
Sviluppata Par.		2.50		2.50	0.17
Sviluppata	0.00	0.07	2.58	5.08	5.54
Progressiva	-2.55	-2.50	0.00	2.50	2.63
Dislivelli	0.00	-0.05	-0.42	-0.10	0.00

Sezione: 143  
 Progressiva: 1240.000  
 Q. Progetto: 241.213

Scala H 1/200.00  
 Scala V 1/200.00

239.00



Quote	241.26	240.75	240.81	240.75	240.89
Parziali		2.50		2.50	0.36
Sviluppata Par.		2.50		2.50	0.37
Sviluppata	0.00	0.15	2.65	5.15	5.52
Progressiva	-2.61	-2.50	0.00	2.50	2.76
Dislivelli	0.00	-0.11	-0.39	-0.18	0.00

Sezione: 144  
 Progressiva: 1242.307  
 Q. Progetto: 241.343

Scala H 1/200.00  
 Scala V 1/200.00

239.00

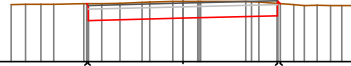


Quote	241.33 240.88	240.94	241.01 241.15
Parziali	2.50	2.50	0.58
Sviluppata Par.	2.50	2.50	0.33
Sviluppata	0.00 0.06	2.56	5.06 5.46
Progressiva	-0.00 -2.54 -2.50	0.00	-0.17 2.50 2.78
Dislivelli	-0.04	-0.43	0.00

Sezione: 145  
 Progressiva: 1245.914  
 Q. Progetto: 241.547

Scala H 1/200.00  
 Scala V 1/200.00

240.00



Quote	241.83 241.08	241.15	241.21 241.83
Parziali	2.50	2.50	0.58
Sviluppata Par.	2.50	2.50	0.33
Sviluppata	0.00 0.07	2.57	5.07 5.17
Progressiva	0.00 -2.55 -2.50	0.00	-0.33 2.50 2.58
Dislivelli	0.05	-0.44	0.00

Sezione: 146  
 Progressiva: 1249.521  
 Q. Progetto: 241.751

Scala H 1/200.00  
 Scala V 1/200.00

240.00



Quote	241.74 241.29	241.35	241.41 241.83
Parziali	2.50	2.50	0.58
Sviluppata Par.	2.50	2.50	0.33
Sviluppata	0.00 0.07	2.58	5.08 5.33
Progressiva	0.00 -2.55 -2.50	0.00	-0.23 2.50 2.68
Dislivelli	-0.06	-0.46	-0.00

Sezione: 147  
 Progressiva: 1260.000  
 Q. Progetto: 242.343

Scala H 1/200.00  
 Scala V 1/200.00

240.00

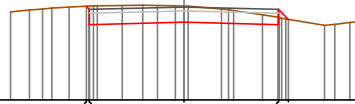


Quote	242.36 241.98	241.94	241.98 242.15
Parziali	2.50	2.50	0.58
Sviluppata Par.	2.50	2.50	0.33
Sviluppata	0.00 0.11	2.62	5.12 5.29
Progressiva	-0.00 -2.58 -2.50	0.00	-0.29 2.50 2.62
Dislivelli	-0.08	-0.43	-0.00

Sezione: 148  
 Progressiva: 1280.000  
 Q. Progetto: 243.456

Scala H 1/200.00  
 Scala V 1/200.00

241.00



Quote	243.46	243.96	243.08	242.99	243.17
Parziali		2.50		2.50	0.57
Sviluppata Par.		2.50		2.50	0.57
Sviluppata	0.00	0.12	2.62	5.12	5.49
Progressiva	-2.58	-2.50	0.00	2.50	2.77
Dislivelli	0.00	-0.08	-0.43	-0.19	0.00

Sezione: 149  
 Progressiva: 1282.051  
 Q. Progetto: 243.551

Scala H 1/200.00  
 Scala V 1/200.00

242.00

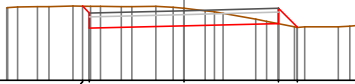


Quote	243.57	243.08	243.15	243.21	243.08
Parziali		2.50		2.50	0.53
Sviluppata Par.		2.50		2.50	0.75
Sviluppata	0.00	0.12	2.62	5.12	5.87
Progressiva	-2.58	-2.50	0.00	2.50	3.03
Dislivelli	0.00	-0.08	-0.35	-0.07	-0.00

Sezione: 150  
 Progressiva: 1290.000  
 Q. Progetto: 243.838

Scala H 1/200.00  
 Scala V 1/200.00

242.00



Quote	243.96	243.38	243.44	243.50	243.40
Parziali		2.50		2.50	0.50
Sviluppata Par.		2.50		2.50	0.71
Sviluppata	0.00	0.26	2.76	5.26	5.97
Progressiva	-2.68	-2.50	0.00	2.50	3.00
Dislivelli	0.00	-0.18	-0.47	-0.01	-0.00

Sezione: 151  
 Progressiva: 1300.000  
 Q. Progetto: 244.124

Scala H 1/200.00  
 Scala V 1/200.00

242.00

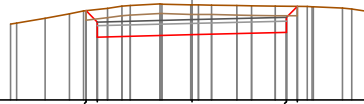


Quote	244.28	243.98	243.72	243.79	244.47
Parziali		0.52	2.50		2.50
Sviluppata Par.		0.52	2.50		2.50
Sviluppata	0.00	0.42	2.92	5.42	5.83
Progressiva	-2.80	-2.50	0.00	2.50	2.79
Dislivelli	0.00	-0.33	-0.79	-0.69	0.00

Sezione: 151  
 Progressiva: 1300.000  
 Q. Progetto: 244.124

Scala H 1/200.00  
 Scala V 1/200.00

242.00

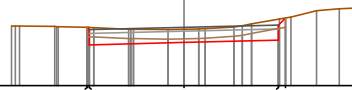


Quote	241.26 241.98	241.72	241.79 241.41
Parziali	0.00 2.50	2.50	0.00 2.50
Sviluppata Par.	0.00 2.50	2.50	0.00 2.50
Sviluppata	0.00 0.42	2.92	5.42 5.83
Progressiva	-2.80 -2.50	0.00	2.50 2.79
Dislivelli	0.00 -0.33	-0.79	-0.69 0.00

Sezione: 152  
 Progressiva: 1310.000  
 Q. Progetto: 244.540

Scala H 1/200.00  
 Scala V 1/200.00

243.00

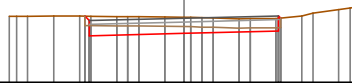


Quote	244.54 244.08	244.14	244.20 244.79
Parziali	0.00 2.50	2.50	0.00 2.50
Sviluppata Par.	0.00 2.50	2.50	0.00 2.50
Sviluppata	0.00 0.09	2.59	5.09 5.35
Progressiva	-2.56 -2.50	0.00	2.50 2.69
Dislivelli	0.00 -0.06	-0.35	-0.56 0.00

Sezione: 153  
 Progressiva: 1312.794  
 Q. Progetto: 244.692

Scala H 1/200.00  
 Scala V 1/200.00

243.00

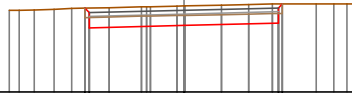


Quote	244.75 244.23	244.29	244.35 244.70
Parziali	0.00 2.50	2.50	0.00 2.50
Sviluppata Par.	0.00 2.50	2.50	0.00 2.50
Sviluppata	0.00 0.17	2.67	5.17 5.25
Progressiva	-2.62 -2.50	0.00	2.50 2.56
Dislivelli	0.00 -0.12	-0.43	-0.34 0.00

Sezione: 154  
 Progressiva: 1320.000  
 Q. Progetto: 245.157

Scala H 1/200.00  
 Scala V 1/200.00

243.00

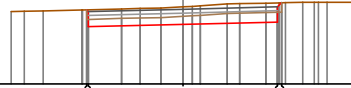


Quote	245.25 244.99	244.76	244.82 245.32
Parziali	0.00 2.50	2.50	0.00 2.50
Sviluppata Par.	0.00 2.50	2.50	0.00 2.50
Sviluppata	0.00 0.17	2.67	5.17 5.32
Progressiva	-2.62 -2.50	0.00	2.50 2.60
Dislivelli	0.00 -0.12	-0.51	-0.50 -0.00

Sezione: 155  
 Progressiva: 1330.000  
 Q. Progetto: 245.975

Scala H 1/200.00  
 Scala V 1/200.00

244.00

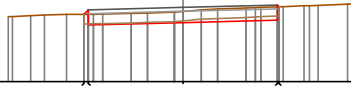


Quote	246.98 246.51	246.57	246.54 246.11
Parziali	2.50	2.50	
Sviluppata Par.	2.50	2.50	
Sviluppata	0.00 0.06	2.56	5.06 5.22
Progressiva	-2.54 -2.50	0.00	2.50 2.61
Dislivelli	0.00 -0.04	-0.46	-0.51 0.00

Sezione: 156  
 Progressiva: 1340.000  
 Q. Progetto: 246.960

Scala H 1/200.00  
 Scala V 1/200.00

245.00

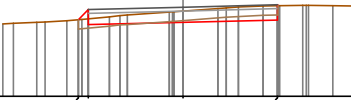


Quote	246.78 246.50	246.56	246.62 246.08
Parziali	2.50	2.50	
Sviluppata Par.	2.50	2.50	
Sviluppata	0.00 0.17	2.67	5.17 5.23
Progressiva	-2.62 -2.50	0.00	2.50 2.54
Dislivelli	-0.00 0.12	-0.29	-0.36 0.00

Sezione: 157  
 Progressiva: 1343.536  
 Q. Progetto: 247.354

Scala H 1/200.00  
 Scala V 1/200.00

245.00

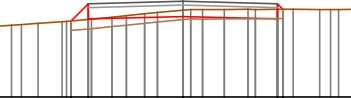


Quote	247.02 246.89	246.95	247.02 246.95
Parziali	2.50	2.50	
Sviluppata Par.	2.50	2.50	
Sviluppata	0.00 0.38	2.88	5.38
Progressiva	-2.77 -2.50	0.00	2.50
Dislivelli	0.00 -0.24	-0.30	-0.38

Sezione: 158  
 Progressiva: 1360.000  
 Q. Progetto: 249.526

Scala H 1/200.00  
 Scala V 1/200.00

247.00

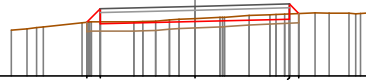


Quote	249.01 249.06	249.13	249.06 249.32
Parziali	0.46	2.50	2.50
Sviluppata Par.	0.65	2.50	2.50
Sviluppata	0.00 0.65	3.15	5.65 5.85
Progressiva	-2.96 -2.50	0.00	2.50 2.64
Dislivelli	-0.00 -0.42	-0.17	-0.26 0.00

Sezione: 159  
 Progressiva: 1362.076  
 Q. Progetto: 249.839

Scala H 1/200.00  
 Scala V 1/200.00

248.00

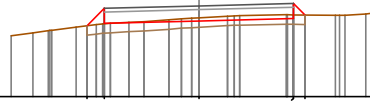


Quote	249.42 249.38	249.44	249.50 249.60
Parziali	0.36 2.50	2.50	0.26 5.86
Sviluppata Par.	0.50 2.50	2.50	0.33 5.86
Sviluppata	0.00 -2.86 -0.50	3.00	5.50 -0.14 2.75
Progressiva	-0.00 -0.34	-0.08	-0.00
Dislivelli			

Sezione: 160  
 Progressiva: 1365.645  
 Q. Progetto: 250.399

Scala H 1/200.00  
 Scala V 1/200.00

248.00

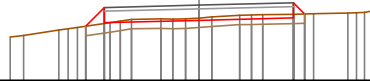


Quote	249.87 249.84	250.00	250.06 250.16
Parziali	0.46 2.50	2.50	0.30 6.09
Sviluppata Par.	0.66 2.50	2.50	0.43 6.09
Sviluppata	0.00 -2.96 0.66	3.16	5.66 0.00
Progressiva	-0.00 -0.41	-0.08	-0.10
Dislivelli			

Sezione: 161  
 Progressiva: 1369.214  
 Q. Progetto: 250.985

Scala H 1/200.00  
 Scala V 1/200.00

249.00

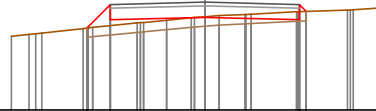


Quote	250.43 250.32	250.59	250.65 250.75
Parziali	0.50 2.50	2.50	0.30 6.12
Sviluppata Par.	0.70 2.50	2.50	0.42 6.12
Sviluppata	0.00 -3.00 0.70	3.20	5.70 0.00
Progressiva	-0.00 -0.42	-0.06	-0.10
Dislivelli			

Sezione: 162  
 Progressiva: 1380.000  
 Q. Progetto: 252.848

Scala H 1/200.00  
 Scala V 1/200.00

250.00



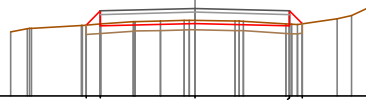
Quote	252.16 252.39	252.45	252.39 252.69
Parziali	0.62 2.50	2.50	0.30 6.14
Sviluppata Par.	0.88 2.50	2.50	0.46 6.14
Sviluppata	0.00 -3.12 0.88	3.38	5.88 -0.21
Progressiva	-0.00 -0.56	-0.02	-0.00
Dislivelli			



Sezione: 163  
 Progressiva: 1400.000  
 Q. Progetto: 256.315

Scala H 1/200.00  
 Scala V 1/200.00

254.00

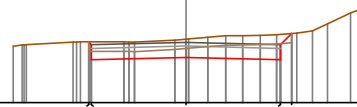


Quote	256.87 256.86	256.91	256.86 256.91
Parziali	0.38	2.50	2.50 0.34
Sviluppata Par.	0.54	2.50	2.50 0.18
Sviluppata	0.00 0.54	3.04	5.54 6.02
Progressiva	-2.86 -2.50	0.00	2.50 2.84
Dislivelli	0.00 0.35	-0.08	-0.05 0.00

Sezione: 164  
 Progressiva: 1420.000  
 Q. Progetto: 259.595

Scala H 1/200.00  
 Scala V 1/200.00

258.00

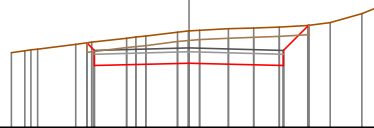


Quote	259.60 259.13	259.19	259.13 259.60
Parziali	2.50	2.50	0.30
Sviluppata Par.	2.50	2.50	0.42
Sviluppata	0.00 0.10	2.60	5.10 5.53
Progressiva	-2.57 -2.50	0.00	2.50 2.80
Dislivelli	0.00 0.07	-0.48	-0.67 0.00

Sezione: 165  
 Progressiva: 1440.000  
 Q. Progetto: 262.095

Scala H 1/200.00  
 Scala V 1/200.00

260.00

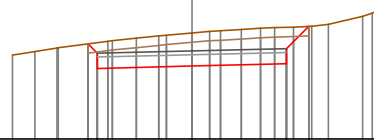


Quote	262.23 261.63	261.69	261.63 262.70
Parziali	0.70	2.50	2.50 0.67
Sviluppata Par.	0.70	2.50	0.94
Sviluppata	0.00 0.28	2.78	5.28 6.23
Progressiva	-2.70 -2.50	0.00	2.50 3.17
Dislivelli	0.00 -0.22	-0.85	-1.02 0.00

Sezione: 166  
 Progressiva: 1442.252  
 Q. Progetto: 262.325

Scala H 1/200.00  
 Scala V 1/200.00

260.00

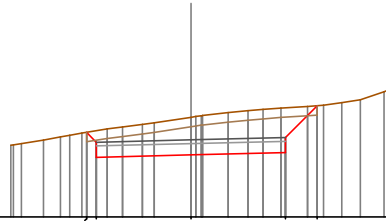


Quote	262.51 261.96	261.92	261.92 262.98
Parziali	0.55	2.50	2.50 0.59
Sviluppata Par.	0.55	2.50	0.83
Sviluppata	0.00 0.35	2.85	5.36 6.19
Progressiva	-2.75 -2.50	0.00	2.50 3.09
Dislivelli	0.00 -0.28	-0.88	-0.96 0.00

Sezione: 167  
 Progressiva: 1450.000  
 Q. Progetto: 263.039

Scala H 1/200.00  
 Scala V 1/200.00

261.00

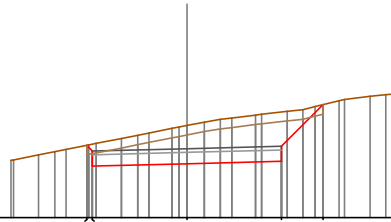


Quote		263.04	263.04	262.04	262.70	263.04
Parziali		0.05	2.50	2.50	0.84	
Sviluppata Par.		0.37	2.50	2.50	1.19	0.84
Sviluppata		0.00	0.37	2.87	5.37	6.56
Progressiva		-0.00	-2.76	-0.00	-2.50	-3.34
Dislivelli		-0.30	-2.50	-1.00	-1.19	-0.00

Sezione: 168  
 Progressiva: 1460.000  
 Q. Progetto: 263.824

Scala H 1/200.00  
 Scala V 1/200.00

262.00

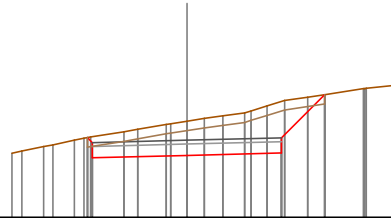


Quote		263.91	263.96	263.42	263.49	264.09
Parziali			2.50	2.50	1.10	
Sviluppata Par.			2.50	2.50	1.56	
Sviluppata		0.00	0.00	2.71	5.21	6.77
Progressiva		0.00	-2.65	-0.00	-2.50	-3.60
Dislivelli		-0.18	-2.50	-1.01	-1.31	-0.00

Sezione: 169  
 Progressiva: 1463.243  
 Q. Progetto: 264.036

Scala H 1/200.00  
 Scala V 1/200.00

262.00

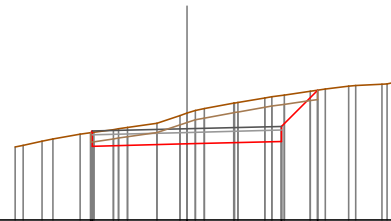


Quote		264.11	263.67	263.64	263.70	264.24
Parziali			2.50	2.50	1.15	
Sviluppata Par.			2.50	2.50	1.62	
Sviluppata		0.00	0.00	2.69	5.19	6.81
Progressiva		0.00	-2.63	-0.00	-2.50	-3.65
Dislivelli		-0.15	-2.50	-0.90	-1.36	-0.00

Sezione: 170  
 Progressiva: 1470.000  
 Q. Progetto: 264.411

Scala H 1/200.00  
 Scala V 1/200.00

262.00

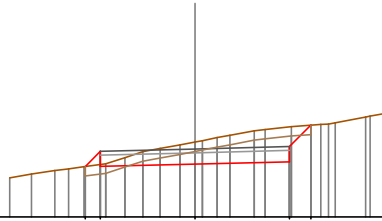


Quote		264.30	263.30	264.01	264.07	265.43
Parziali			2.50	2.50	0.96	
Sviluppata Par.			2.50	2.50	1.35	
Sviluppata		0.00	0.00	2.56	5.07	6.42
Progressiva		0.00	-2.54	-0.00	-2.50	-3.46
Dislivelli		0.04	-2.50	-0.81	-1.22	-0.00

Sezione: 171  
 Progressiva: 1480.000  
 Q. Progetto: 264.797

Scala H 1/200.00  
 Scala V 1/200.00

263.00

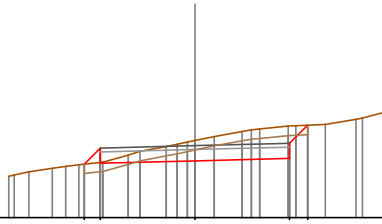


Quote	264.33 264.33		264.40	264.46 265.45
Parziali	0.40	2.50	2.50	0.57
Sviluppata Par.	0.57	2.50	2.50	0.80
Sviluppata	0.00 +2.90 -0.35	0.00 +2.50	3.07	5.57 -0.93 0.00
Progressiva				6.37
Dislivelli				

Sezione: 172  
 Progressiva: 1484.234  
 Q. Progetto: 264.901

Scala H 1/200.00  
 Scala V 1/200.00

263.00

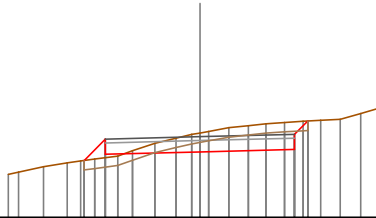


Quote	264.42 264.44		264.50	264.56 265.44
Parziali	0.42	2.50	2.50	0.48
Sviluppata Par.	0.60	2.50	2.50	0.68
Sviluppata	0.00 +2.92 -0.38	0.00 +2.50	3.10	5.60 -0.86 0.00
Progressiva				6.28
Dislivelli				

Sezione: 173  
 Progressiva: 1494.748  
 Q. Progetto: 265.128

Scala H 1/200.00  
 Scala V 1/200.00

263.00

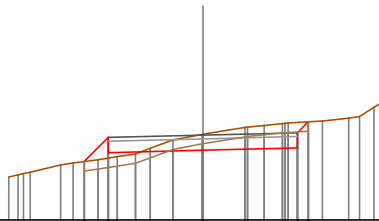


Quote	264.50 264.67		264.73	264.79 265.55
Parziali	0.57	2.50	2.50	0.35
Sviluppata Par.	0.80	2.50	2.50	0.50
Sviluppata	0.00 -3.07 -0.49	0.00 +2.50	3.30	5.80 -0.73 0.00
Progressiva				6.30
Dislivelli				

Sezione: 174  
 Progressiva: 1500.000  
 Q. Progetto: 265.241

Scala H 1/200.00  
 Scala V 1/200.00

263.00

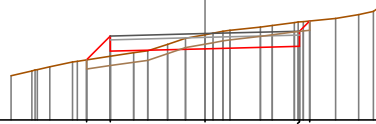


Quote	264.54 264.75		264.84	264.90 265.58
Parziali	0.64	2.50	2.50	0.25
Sviluppata Par.	0.90	2.50	2.50	0.41
Sviluppata	0.00 -3.14 -0.54	0.00 +2.50	3.40	5.90 -0.67 0.00
Progressiva				6.31
Dislivelli				

Sezione: 175  
 Progressiva: 1501.894  
 Q. Progetto: 265.282

Scala H 1/200.00  
 Scala V 1/200.00

263.00

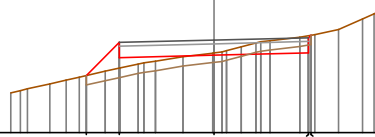


Quote		264.99	264.82	264.88	264.94	264.62
Parziali		0.63	2.50	2.50	0.27	
Sviluppata Par.		0.89	2.50	2.50	0.33	
Sviluppata		0.00	0.89	3.39	5.89	6.28
Progressiva		-3.13	-2.50	0.00	2.50	2.77
Dislivelli		0.00	0.53	-0.37	-0.65	0.00

Sezione: 176  
 Progressiva: 1509.041  
 Q. Progetto: 265.446

Scala H 1/200.00  
 Scala V 1/200.00

263.00

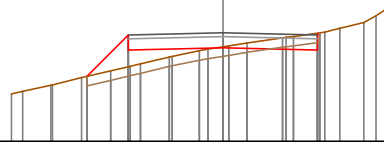


Quote		264.51	264.88	265.05	265.11	265.88
Parziali		0.87	2.50	2.50		
Sviluppata Par.		1.24	2.50	2.50		
Sviluppata		0.00	1.24	3.74	6.24	6.33
Progressiva		-3.37	-2.50	0.00	2.50	2.57
Dislivelli		0.00	0.68	-0.06	-0.46	0.00

Sezione: 177  
 Progressiva: 1520.000  
 Q. Progetto: 265.870

Scala H 1/200.00  
 Scala V 1/200.00

263.00

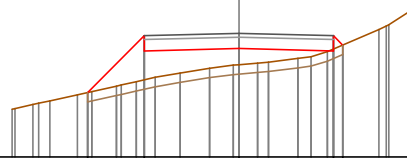


Quote		264.71	265.41	265.47	265.41	265.87
Parziali		1.09	2.50	2.50		
Sviluppata Par.		1.55	2.50	2.50		
Sviluppata		0.00	1.55	4.05	6.55	6.63
Progressiva		-3.59	-2.50	0.00	2.50	2.56
Dislivelli		0.00	0.84	-0.03	-0.45	0.00

Sezione: 178  
 Progressiva: 1540.000  
 Q. Progetto: 267.265

Scala H 1/200.00  
 Scala V 1/200.00

264.00

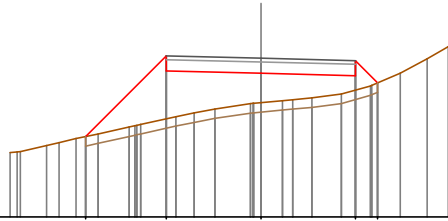


Quote		265.70	266.50	266.57	266.50	266.58
Parziali		1.50	2.50	2.50	0.28	
Sviluppata Par.		2.12	2.50	2.50	0.33	
Sviluppata		0.00	2.12	4.62	7.13	7.48
Progressiva		-4.00	-2.50	0.00	2.50	2.75
Dislivelli		0.00	1.16	0.43	-0.05	0.00

Sezione: 179  
 Progressiva: 1549.512  
 Q. Progetto: 268.198

Scala H 1/200.00  
 Scala V 1/200.00

264.00

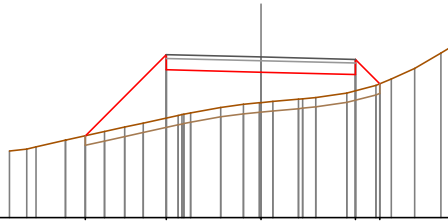


Quote		266.11	267.86	267.86	267.74	267.56
Parziali		2.14	2.50	2.50	0.59	
Sviluppata Par.		3.02	2.50	2.50	0.83	
Sviluppata		0.00	3.02	5.52	8.02	8.85
Progressiva		-4.64	-2.50	0.00	2.50	3.09
Dislivelli		0.00	1.66	0.77	0.38	0.00

Sezione: 180  
 Progressiva: 1550.000  
 Q. Progetto: 268.247

Scala H 1/200.00  
 Scala V 1/200.00

264.00

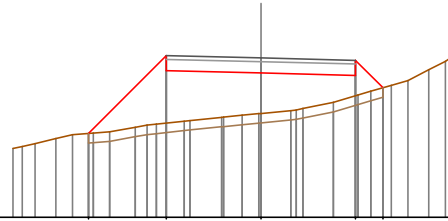


Quote		266.16	267.91	267.96	267.78	267.54
Parziali		2.15	2.50	2.50	0.65	
Sviluppata Par.		3.04	2.50	2.50	0.91	
Sviluppata		0.00	3.04	5.54	8.04	8.95
Progressiva		-4.65	-2.50	0.00	2.50	3.15
Dislivelli		0.00	1.68	0.81	0.43	0.00

Sezione: 181  
 Progressiva: 1559.521  
 Q. Progetto: 269.213

Scala H 1/200.00  
 Scala V 1/200.00

265.00

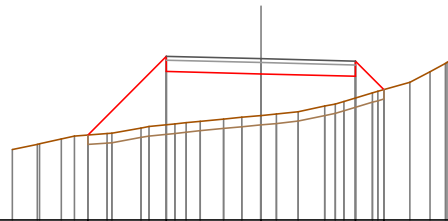


Quote		267.21	268.88	268.81	268.75	268.42
Parziali		2.06	2.50	2.50	0.73	
Sviluppata Par.		2.92	2.50	2.50	1.03	
Sviluppata		0.00	2.92	5.42	7.92	8.94
Progressiva		-4.56	-2.50	0.00	2.50	3.23
Dislivelli		0.00	1.78	1.07	0.54	0.00

Sezione: 182  
 Progressiva: 1560.000  
 Q. Progetto: 269.261

Scala H 1/200.00  
 Scala V 1/200.00

265.00

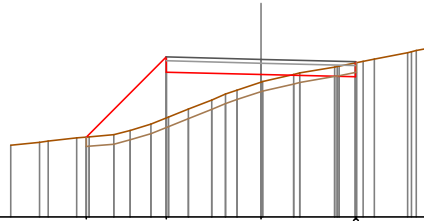


Quote		267.24	268.92	268.86	268.80	268.45
Parziali		2.08	2.50	2.50	0.75	
Sviluppata Par.		2.94	2.50	2.50	1.06	
Sviluppata		0.00	2.94	5.44	7.94	9.01
Progressiva		-4.58	-2.50	0.00	2.50	3.25
Dislivelli		0.00	1.81	1.10	0.57	0.00

Sezione: 183  
 Progressiva: 1569.529  
 Q. Progetto: 270.168

Scala H 1/200.00  
 Scala V 1/200.00

266.00

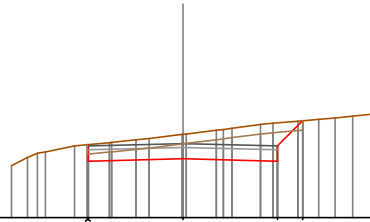


Quote		268.11	269.89	269.77	269.71	270.08
Parziali		2.12	2.50	2.50		
Sviluppata Par.		3.00	2.50	2.50		
Sviluppata		0.00	3.00	5.50	8.00	8.04
Progressiva		-4.62	-2.50	0.00	2.50	2.53
Dislivelli		-0.00	1.61	0.21	-0.37	0.00

Sezione: 184  
 Progressiva: 1580.000  
 Q. Progetto: 270.956

Scala H 1/200.00  
 Scala V 1/200.00

269.00

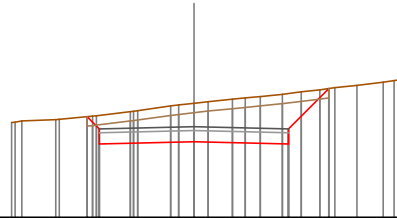


Quote		270.93	270.49	270.96	270.49	271.96
Parziali		2.50	2.50	0.67		
Sviluppata Par.		2.50	2.50	0.95		
Sviluppata		0.00	0.05	2.55	5.05	5.98
Progressiva		-2.53	-2.50	0.00	2.50	3.17
Dislivelli		0.00	-0.04	-0.65	-1.01	0.00

Sezione: 185  
 Progressiva: 1587.743  
 Q. Progetto: 271.397

Scala H 1/200.00  
 Scala V 1/200.00

269.00

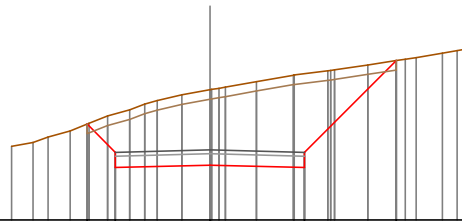


Quote		271.66	270.93	271.00	270.93	272.40
Parziali		0.33	2.50	2.50	1.07	
Sviluppata Par.		0.46	2.50	2.50	1.51	
Sviluppata		0.00	0.46	2.96	5.46	6.97
Progressiva		-2.83	-2.50	0.00	2.50	3.57
Dislivelli		0.00	-0.36	-1.02	-1.34	0.00

Sezione: 186  
 Progressiva: 1600.000  
 Q. Progetto: 271.849

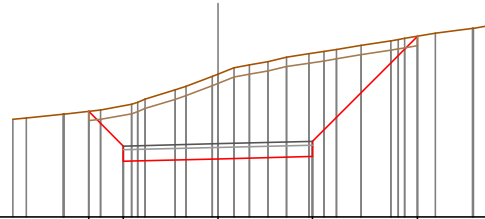
Scala H 1/200.00  
 Scala V 1/200.00

270.00



Quote		272.85	271.39	271.45	271.39	271.21
Parziali		1.06	0.75	2.50	2.50	2.43
Sviluppata Par.		1.06	2.50	2.50	3.43	
Sviluppata		0.00	1.06	3.56	6.06	9.49
Progressiva		-3.25	-2.50	0.00	2.50	4.93
Dislivelli		-0.00	-1.02	-1.99	-2.48	0.00

Sezione: 187  
 Progressiva: 1604.349  
 Q. Progetto: 271.937

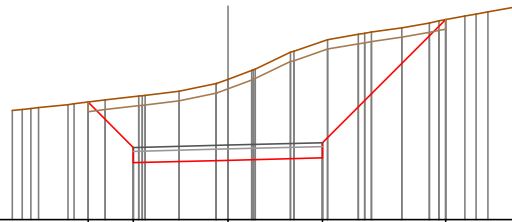


Scala H 1/200.00  
 Scala V 1/200.00

270.00

Quote	272.86	271.47	271.54	271.66	271.78
Parziali	0.92	2.50	2.50	2.78	
Sviluppata Par.	1.30	2.50	2.50	3.93	
Sviluppata	0.00	-1.30	3.80	6.30	-10.24
Progressiva	-3.42	-2.50	0.00	2.50	5.28
Dislivelli	0.00	-1.07	-2.24	-2.73	0.00

Sezione: 188  
 Progressiva: 1606.670  
 Q. Progetto: 271.968



Scala H 1/200.00  
 Scala V 1/200.00

270.00

Quote	273.11	271.81	271.87	271.68	275.28
Parziali	1.20	2.50	2.50	3.26	
Sviluppata Par.	1.70	2.50	2.50	4.61	
Sviluppata	0.00	-1.70	4.20	6.70	-11.31
Progressiva	-3.70	-2.50	0.00	2.50	5.76
Dislivelli	0.00	-1.34	-2.14	-3.08	-0.00

**SEZIONI TRASVERSALI**  
**Profilo longitudinale tratto 35-36**  
**Viabilità di impianto postazione aerogeneratore**  
**WTG17**

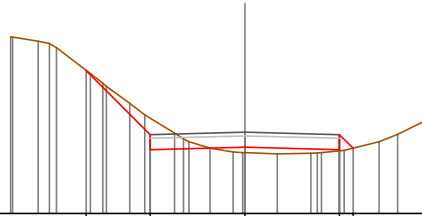
<b>DISEGNI DI RIFERIMENTO</b>	
<b>TAVOLA</b>	<b>DESCRIZIONE</b>
WGG-TC8	Viabilità e piazzole - Planimetria di progetto-Fase di cantiere
WGG-TC11-g	Profili longitudinali viabilità di impianto



Sezione: 2  
 Progressiva: 17.281  
 Q. Progetto: 298.151

Scala H 1/200.00  
 Scala V 1/200.00

296.00

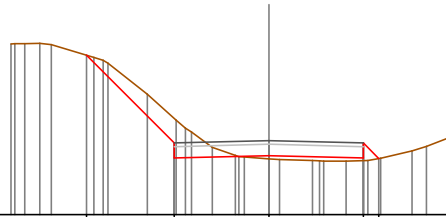


Quote	298.78	297.69	297.75	297.69	297.73
Parziali	1.69	2.50	2.50	0.36	
Sviluppata Par.	2.39	2.50	2.50	0.51	
Sviluppata	0.00	2.39	4.90	7.40	
Progressiva	-4.19	-2.50	0.00	2.50	
Dislivelli	0.00	-0.43	-0.14	-0.03	

Sezione: 3  
 Progressiva: 20.000  
 Q. Progetto: 297.958

Scala H 1/200.00  
 Scala V 1/200.00

296.00

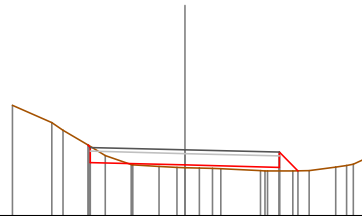


Quote	300.22	297.90	297.96	297.90	297.48
Parziali	2.32	2.50	2.50	0.41	
Sviluppata Par.	3.28	2.50	2.50	0.58	
Sviluppata	0.00	3.28	5.78	8.28	
Progressiva	-4.82	-2.50	0.00	2.50	
Dislivelli	0.00	-0.65	0.08	0.07	

Sezione: 4  
 Progressiva: 22.836  
 Q. Progetto: 297.742

Scala H 1/200.00  
 Scala V 1/200.00

296.00

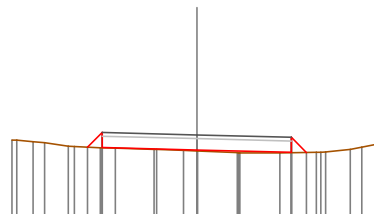


Quote	297.86	297.40	297.54	297.28	297.19
Parziali		2.50	2.50	0.49	
Sviluppata Par.		2.50	2.50	0.70	
Sviluppata	0.00	0.09	2.59	5.09	
Progressiva	-2.56	-2.50	0.00	2.50	
Dislivelli	0.00	-0.02	-0.07	-0.10	

Sezione: 5  
 Progressiva: 29.257  
 Q. Progetto: 297.192

Scala H 1/200.00  
 Scala V 1/200.00

295.00



Quote	296.87	296.85	296.79	296.73	296.73
Parziali	0.39	2.50	2.50	0.40	
Sviluppata Par.	0.55	2.50	2.50	0.57	
Sviluppata	0.00	0.55	3.05	5.55	
Progressiva	-2.89	-2.50	0.00	2.50	
Dislivelli	-0.40	-0.40	-0.03	-0.01	

Sezione: 6  
 Progressiva: 30.000  
 Q. Progetto: 297.123

Scala H 1/200.00  
 Scala V 1/200.00

295.00

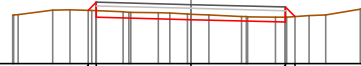


Quote	296.74 296.79		296.72	296.68 296.67
Parziali	0.44	2.50	2.50	0.39
Sviluppata Par.	0.63	2.50	2.50	0.55
Sviluppata	0.00 -0.45	0.00 -2.50	0.63 -0.02	3.13 -0.00
Progressiva	-2.84	-2.50	0.00	2.50 -2.89
Dislivelli	0.00 -0.45	0.00 -2.50	0.63 -0.02	3.13 -0.00

Sezione: 7  
 Progressiva: 35.679  
 Q. Progetto: 296.561

Scala H 1/200.00  
 Scala V 1/200.00

295.00

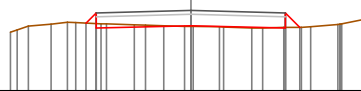


Quote	296.41 296.22		296.16	296.10 296.04
Parziali	0.21	2.50	2.50	0.25
Sviluppata Par.	0.30	2.50	2.50	0.35
Sviluppata	0.00 0.22	0.00 -2.50	0.30 -0.15	2.80 -0.13
Progressiva	-2.71	-2.50	0.00	2.50 -0.00
Dislivelli	0.00 0.22	0.00 -2.50	0.30 -0.15	2.80 -0.13

Sezione: 8  
 Progressiva: 40.000  
 Q. Progetto: 296.119

Scala H 1/200.00  
 Scala V 1/200.00

294.00



Quote	296.79 296.66		296.72	296.66 296.67
Parziali	0.27	2.50	2.50	0.38
Sviluppata Par.	0.38	2.50	2.50	0.54
Sviluppata	0.00 0.28	0.00 -2.50	0.38 -0.02	2.88 -0.01
Progressiva	-2.77	-2.50	0.00	2.50 -0.00
Dislivelli	0.00 0.28	0.00 -2.50	0.38 -0.02	2.88 -0.01

Sezione: 9  
 Progressiva: 59.440  
 Q. Progetto: 294.106

Scala H 1/200.00  
 Scala V 1/200.00

291.00

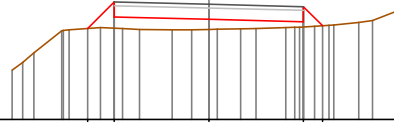


Quote	293.51 293.77		293.71	293.64 293.53
Parziali	0.66	2.50	2.50	0.51
Sviluppata Par.	0.93	2.50	2.50	0.72
Sviluppata	0.00 -0.66	0.00 -2.50	0.93 -0.23	3.43 -0.14
Progressiva	-3.16	-2.50	0.00	2.50 -0.00
Dislivelli	0.00 -0.66	0.00 -2.50	0.93 -0.23	3.43 -0.14

Sezione: 10  
 Progressiva: 60.000  
 Q. Progetto: 294.048

Scala H 1/200.00  
 Scala V 1/200.00

291.00

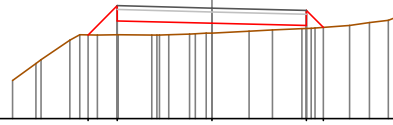


Quote		293.41	293.71	293.05	293.59	293.48
Parziali		0.70	2.50	2.50	0.51	
Sviluppata Par.		0.99	2.50	2.50	0.72	0.51
Sviluppata		0.00	0.99	3.49	5.99	6.71
Progressiva		-3.20	-2.50	0.00	2.50	3.01
Dislivelli		0.00	0.70	0.26	-0.14	-0.00

Sezione: 11  
 Progressiva: 61.214  
 Q. Progetto: 293.922

Scala H 1/200.00  
 Scala V 1/200.00

291.00

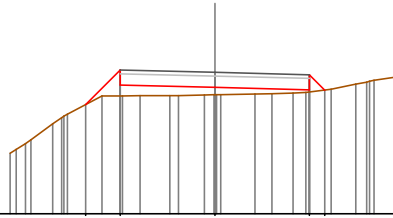


Quote		293.21	293.98	293.02	293.46	293.41
Parziali		0.77	2.50	2.50	0.45	
Sviluppata Par.		1.09	2.50	2.50	0.63	0.45
Sviluppata		0.00	1.09	3.59	6.09	6.73
Progressiva		-3.27	-2.50	0.00	2.50	2.95
Dislivelli		0.00	0.77	0.26	0.08	0.00

Sezione: 12  
 Progressiva: 62.987  
 Q. Progetto: 293.738

Scala H 1/200.00  
 Scala V 1/200.00

290.00

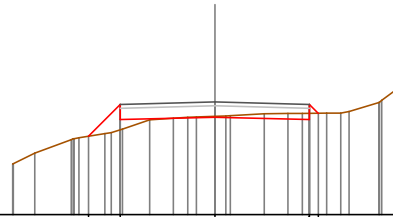


Quote		292.89	293.40	293.34	293.28	293.27
Parziali		0.92	2.50	2.50	0.41	
Sviluppata Par.		1.29	2.50	2.50	0.58	0.41
Sviluppata		0.00	1.29	3.80	6.30	6.87
Progressiva		-3.42	-2.50	0.00	2.50	2.91
Dislivelli		0.00	0.89	0.19	0.06	-0.00

Sezione: 13  
 Progressiva: 80.000  
 Q. Progetto: 291.981

Scala H 1/200.00  
 Scala V 1/200.00

289.00

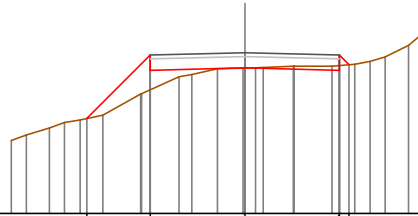


Quote		291.07	291.52	291.56	291.52	291.66
Parziali		0.84	2.50	2.50	0.32	
Sviluppata Par.		1.19	2.50	2.50	0.33	0.32
Sviluppata		0.00	1.19	3.69	6.20	6.53
Progressiva		-3.34	-2.50	0.00	2.50	2.74
Dislivelli		0.00	0.67	-0.02	-0.16	-0.00

Sezione: 14  
 Progressiva: 100.000  
 Q. Progetto: 290.251

Scala H 1/200.00  
 Scala V 1/200.00

286.00

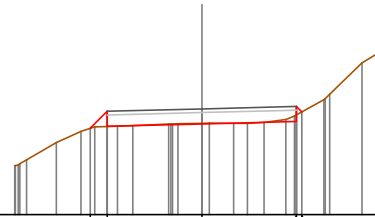


Quote	288.51	289.79	289.85	289.79	289.93
Parziali	1.67	2.50	2.50	0.33	
Sviluppata Par.	2.37	2.50	2.50	0.33	
Sviluppata	0.00	2.37	4.87	7.37	7.73
Progressiva	-4.17	-2.50	0.00	2.50	2.75
Dislivelli	-0.00	-0.92	0.00	-0.13	-0.00

Sezione: 15  
 Progressiva: 119.690  
 Q. Progetto: 288.797

Scala H 1/200.00  
 Scala V 1/200.00

286.00

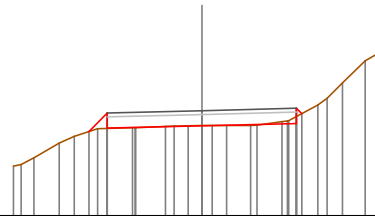


Quote	288.28	288.33	288.40	288.46	288.71
Parziali	0.45	2.50	2.50		
Sviluppata Par.	0.64	2.50	2.50		
Sviluppata	0.00	0.64	3.14	5.64	5.84
Progressiva	-2.95	-2.50	0.00	2.50	2.64
Dislivelli	-0.00	-0.40	-0.02	-0.18	0.00

Sezione: 16  
 Progressiva: 120.000  
 Q. Progetto: 288.776

Scala H 1/200.00  
 Scala V 1/200.00

286.00

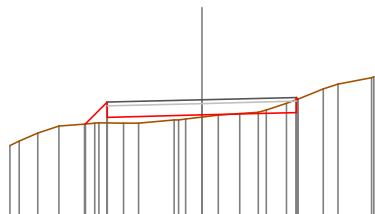


Quote	288.25	288.31	288.38	288.44	288.70
Parziali	0.49	2.50	2.50		
Sviluppata Par.	0.69	2.50	2.50		
Sviluppata	0.00	0.69	3.19	5.69	5.89
Progressiva	-2.99	-2.50	0.00	2.50	2.64
Dislivelli	0.00	-0.40	-0.01	-0.18	0.00

Sezione: 17  
 Progressiva: 130.000  
 Q. Progetto: 288.120

Scala H 1/200.00  
 Scala V 1/200.00

285.00

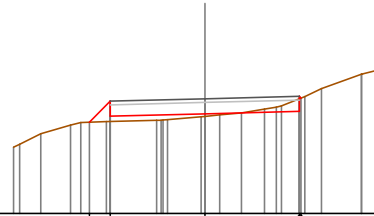


Quote	287.46	287.66	287.72	287.78	288.14
Parziali	0.58	2.50	2.50		
Sviluppata Par.	0.81	2.50	2.50		
Sviluppata	0.00	0.81	3.31	5.82	5.88
Progressiva	-3.08	-2.50	0.00	2.50	2.55
Dislivelli	0.00	-0.55	-0.06	-0.34	-0.00

Sezione: 18  
 Progressiva: 131.293  
 Q. Progetto: 288.035

Scala H 1/200.00  
 Scala V 1/200.00

285.00

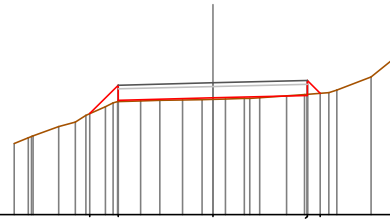


Quote		287.42	287.57	287.64	287.70	288.05
Parziali		0.56	2.50	2.50		
Sviluppata Par.		0.79	2.50	2.50		
Sviluppata	0.00	+0.00	+0.79	+3.29	+5.79	+5.85
Progressiva	-3.06	+0.00	+2.50	+0.00	+2.50	+2.55
Dislivelli	0.00	-0.54	-0.07	-0.33	0.00	0.00

Sezione: 19  
 Progressiva: 140.000  
 Q. Progetto: 287.486

Scala H 1/200.00  
 Scala V 1/200.00

284.00

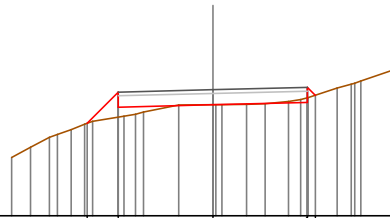


Quote		286.67	287.02	287.09	287.15	287.21
Parziali		0.75	2.50	2.50	0.24	
Sviluppata Par.		1.06	2.50	2.50	0.48	
Sviluppata	0.00	+0.00	+1.06	+3.56	+6.06	+6.55
Progressiva	-3.25	+0.00	+2.50	+0.00	+2.50	+2.84
Dislivelli	0.00	-0.43	-0.04	-0.03	-0.00	-0.00

Sezione: 20  
 Progressiva: 142.896  
 Q. Progetto: 287.332

Scala H 1/200.00  
 Scala V 1/200.00

284.00

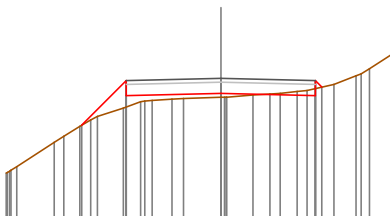


Quote		286.45	286.87	286.93	286.99	287.15
Parziali		0.82	2.50	2.50	0.21	
Sviluppata Par.		1.17	2.50	2.50	0.30	
Sviluppata	0.00	+0.00	+1.17	+3.67	+6.17	+6.46
Progressiva	-3.32	+0.00	+2.50	+0.00	+2.50	+2.71
Dislivelli	0.00	-0.66	-0.00	-0.12	-0.00	-0.00

Sezione: 21  
 Progressiva: 160.000  
 Q. Progetto: 286.688

Scala H 1/200.00  
 Scala V 1/200.00

283.00

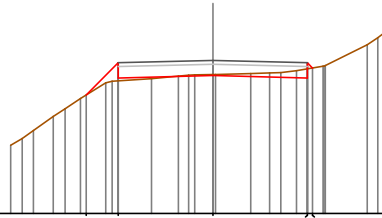


Quote		286.45	286.23	286.29	286.23	286.45
Parziali		1.18	2.50	2.50		
Sviluppata Par.		1.67	2.50	2.50		
Sviluppata	0.00	+0.00	+1.67	+4.17	+6.67	+6.91
Progressiva	-3.68	+0.00	+2.50	+0.00	+2.50	+2.67
Dislivelli	0.00	-0.69	-0.10	-0.19	-0.00	-0.00

Sezione: 22  
 Progressiva: 180.000  
 Q. Progetto: 286.048

Scala H 1/200.00  
 Scala V 1/200.00

282.00

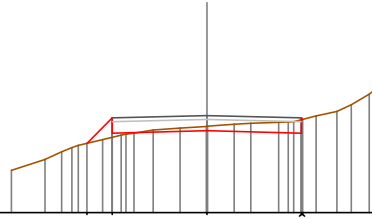


Quote	285.14	285.59	285.55	285.59	285.55
Parziali	0.85	2.50	2.50		
Sviluppata Par.	1.20	2.50	2.50		
Sviluppata	0.00	1.20	3.70	6.20	6.40
Progressiva	-3.35	-2.50	0.00	2.50	2.64
Dislivelli	0.00	0.48	-0.03	-0.24	0.00

Sezione: 23  
 Progressiva: 200.000  
 Q. Progetto: 285.564

Scala H 1/200.00  
 Scala V 1/200.00

283.00

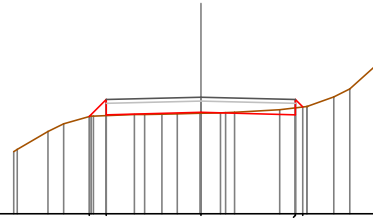


Quote	284.83	285.10	285.16	285.10	285.47
Parziali	0.67	2.50	2.50		
Sviluppata Par.	0.95	2.50	2.50		
Sviluppata	0.00	0.95	3.45	5.95	6.00
Progressiva	-3.17	-2.50	0.00	2.50	2.54
Dislivelli	0.00	0.51	-0.12	-0.36	0.00

Sezione: 24  
 Progressiva: 220.000  
 Q. Progetto: 285.080

Scala H 1/200.00  
 Scala V 1/200.00

282.00

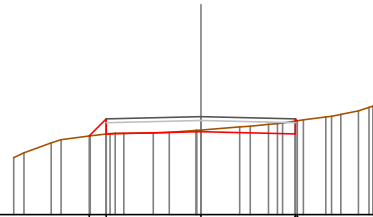


Quote	284.57	284.82	284.68	284.82	284.82
Parziali	0.45	2.50	2.50		
Sviluppata Par.	0.64	2.50	2.50		
Sviluppata	0.00	0.64	3.14	5.64	5.92
Progressiva	-2.95	-2.50	0.00	2.50	2.70
Dislivelli	0.00	0.42	0.03	-0.18	-0.00

Sezione: 25  
 Progressiva: 240.000  
 Q. Progetto: 284.596

Scala H 1/200.00  
 Scala V 1/200.00

282.00

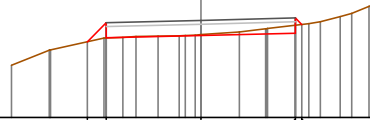


Quote	284.08	284.13	284.20	284.13	284.48
Parziali	0.45	2.50	2.50		
Sviluppata Par.	0.64	2.50	2.50		
Sviluppata	0.00	0.64	3.14	5.64	5.71
Progressiva	-2.95	-2.50	0.00	2.50	2.55
Dislivelli	0.00	0.40	-0.04	-0.34	0.00

Sezione: 26  
 Progressiva: 241.155  
 Q. Progetto: 284.568

Scala H 1/200.00  
 Scala V 1/200.00

282.00

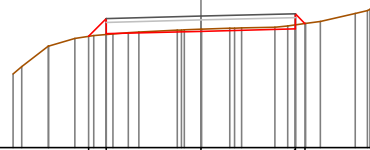


Quote		284.00 284.11	284.17	284.23 284.46
Parziali		0.50	2.50	2.50
Sviluppata Par.		0.71	2.50	2.50
Sviluppata		0.00 +0.71	3.21	5.71 5.96
Progressiva		-3.00 -2.50	0.00	2.50 2.67
Dislivelli		0.00 -0.40	-0.02	-0.21 0.00

Sezione: 27  
 Progressiva: 245.002  
 Q. Progetto: 284.475

Scala H 1/200.00  
 Scala V 1/200.00

281.00

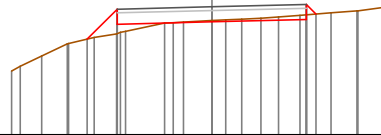


Quote		283.94 284.01	284.08	284.14 284.28
Parziali		0.47	2.50	2.50
Sviluppata Par.		0.66	2.50	2.50
Sviluppata		0.00 +0.66	3.16	5.66 6.03
Progressiva		-2.97 -2.50	0.00	2.50 2.76
Dislivelli		0.00 0.42	-0.05	-0.11 0.00

Sezione: 28  
 Progressiva: 248.849  
 Q. Progetto: 284.382

Scala H 1/200.00  
 Scala V 1/200.00

281.00

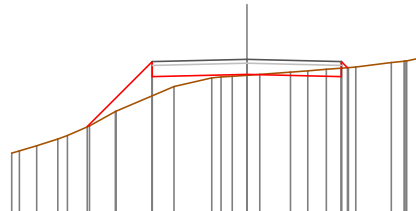


Quote		283.52 283.92	283.98	284.04 284.19
Parziali		0.79	2.50	2.50
Sviluppata Par.		1.12	2.50	2.50
Sviluppata		0.00 1.12	3.62	6.13 6.49
Progressiva		-3.29 -2.50	0.00	2.50 2.76
Dislivelli		0.00 0.65	-0.04	-0.12 0.00

Sezione: 29  
 Progressiva: 260.000  
 Q. Progetto: 284.112

Scala H 1/200.00  
 Scala V 1/200.00

280.00

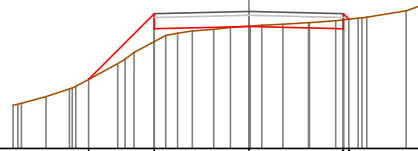


Quote		282.33 283.05	283.71	283.85 283.89
Parziali		1.72	2.50	2.50
Sviluppata Par.		2.43	2.50	2.50
Sviluppata		0.00 2.43	4.94	7.44 7.66
Progressiva		-4.22 -2.50	0.00	2.50 2.66
Dislivelli		0.00 -0.90	-0.02	-0.23 0.00

Sezione: 30  
 Progressiva: 280.000  
 Q. Progetto: 283.627

Scala H 1/200.00  
 Scala V 1/200.00

280.00

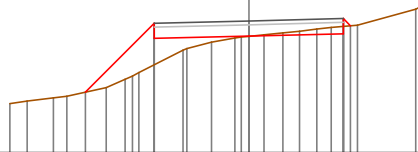


Quote	281.83	283.16	283.23	283.16	283.42
Parziali	1.74	2.50	2.50		
Sviluppata Par.	2.45	2.50	2.50		
Sviluppata	0.00	2.45	4.96	7.46	7.66
Progressiva	-4.24	-2.50	0.00	2.50	2.64
Dislivelli	-0.00	-0.73	-0.01	-0.24	0.00

Sezione: 31  
 Progressiva: 285.289  
 Q. Progetto: 283.480

Scala H 1/200.00  
 Scala V 1/200.00

280.00

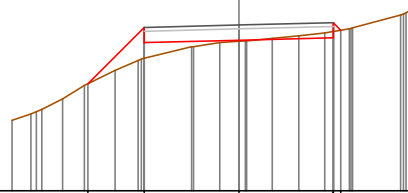


Quote	281.60	283.02	283.09	283.14	283.35
Parziali	1.82	2.50	2.50		
Sviluppata Par.	2.57	2.50	2.50		
Sviluppata	0.00	2.57	5.08	7.58	7.84
Progressiva	-4.32	-2.50	0.00	2.50	2.69
Dislivelli	-0.00	1.09	0.01	-0.20	0.00

Sezione: 32  
 Progressiva: 288.895  
 Q. Progetto: 283.380

Scala H 1/200.00  
 Scala V 1/200.00

279.00

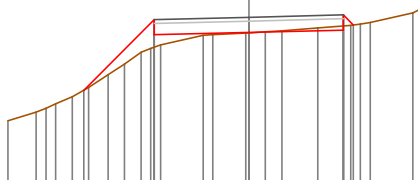


Quote	281.82	283.22	283.29	283.04	283.24
Parziali	1.49	2.50	2.50		
Sviluppata Par.	2.11	2.50	2.50		
Sviluppata	0.00	2.11	4.61	7.12	7.40
Progressiva	-3.99	-2.50	0.00	2.50	2.70
Dislivelli	0.00	-0.81	-0.03	-0.17	0.00

Sezione: 33  
 Progressiva: 290.000  
 Q. Progetto: 283.349

Scala H 1/200.00  
 Scala V 1/200.00

279.00



Quote	281.42	282.89	282.96	283.01	283.14
Parziali	1.87	2.50	2.50		
Sviluppata Par.	2.64	2.50	2.50		
Sviluppata	0.00	2.64	5.14	7.64	8.02
Progressiva	-4.37	-2.50	0.00	2.50	2.77
Dislivelli	-0.00	-0.73	-0.01	-0.11	0.00



Sezione: 34  
 Progressiva: 292.501  
 Q. Progetto: 283.280

Scala H 1/200.00  
 Scala V 1/200.00

279.00

Quote	291.90	292.82	292.88	292.94	293.04
Parziali	2.31	2.50	2.50	0.30	
Sviluppata Par.	3.27	2.50	2.50	0.43	
Sviluppata	0.00	3.27	5.77	6.27	6.70
Progressiva	-4.81	-2.50	0.00	2.50	2.80
Dislivelli	0.00	-1.02	-0.04	-0.07	-0.00

Sezione: 35  
 Progressiva: 300.000  
 Q. Progetto: 283.071

Scala H 1/200.00  
 Scala V 1/200.00

279.00

Quote	290.75	292.81	292.87	292.91	292.96
Parziali	2.26	2.50	2.50	0.28	
Sviluppata Par.	3.19	2.50	2.50	0.35	
Sviluppata	0.00	3.19	5.69	8.19	8.55
Progressiva	-4.76	-2.50	0.00	2.50	2.75
Dislivelli	0.00	1.06	0.04	-0.13	0.00

Sezione: 36  
 Progressiva: 320.000  
 Q. Progetto: 282.514

Scala H 1/200.00  
 Scala V 1/200.00

279.00

Quote	290.60	292.08	292.11	292.00	292.20
Parziali	1.85	2.50	2.50		
Sviluppata Par.	2.62	2.50	2.50		
Sviluppata	0.00	2.62	5.12	7.62	7.84
Progressiva	-4.35	-2.50	0.00	2.50	2.65
Dislivelli	0.00	-1.20	-0.00	-0.23	0.00

Sezione: 37  
 Progressiva: 332.451  
 Q. Progetto: 282.167

Scala H 1/200.00  
 Scala V 1/200.00

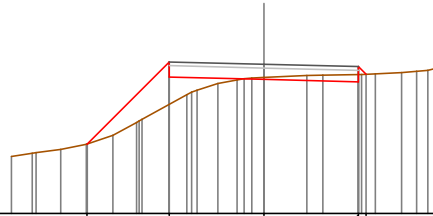
278.00

Quote	290.22	291.83	291.77	291.70	291.90
Parziali	2.01	2.50	2.50		
Sviluppata Par.	2.84	2.50	2.50		
Sviluppata	0.00	2.84	5.34	7.84	8.08
Progressiva	-4.51	-2.50	0.00	2.50	2.67
Dislivelli	0.00	-1.23	-0.04	-0.22	0.00

Sezione: 38  
 Progressiva: 340.000  
 Q. Progetto: 281.947

Scala H 1/200.00  
 Scala V 1/200.00

278.00

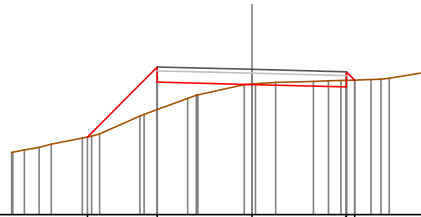


Quote		279.83	281.61	281.55	281.48	281.68
Parziali		2.17	2.50	2.50	0.00	
Sviluppata Par.		3.08	2.50	2.50	0.00	
Sviluppata		0.00	3.08	5.58	6.08	8.36
Progressiva		-4.67	-2.50	0.00	2.50	2.70
Dislivelli		0.00	-1.12	-0.05	-0.19	0.00

Sezione: 39  
 Progressiva: 343.542  
 Q. Progetto: 281.840

Scala H 1/200.00  
 Scala V 1/200.00

278.00

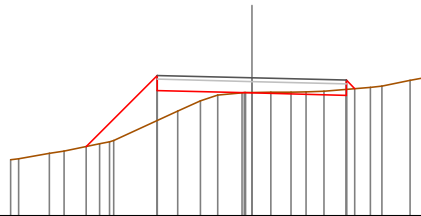


Quote		280.05	281.90	281.44	281.38	281.56
Parziali		1.85	2.50	2.50	0.00	
Sviluppata Par.		2.62	2.50	2.50	0.00	
Sviluppata		0.00	2.62	5.12	7.62	7.93
Progressiva		-4.35	-2.50	0.00	2.50	2.72
Dislivelli		0.00	-1.12	-0.01	-0.17	0.00

Sezione: 40  
 Progressiva: 350.000  
 Q. Progetto: 281.646

Scala H 1/200.00  
 Scala V 1/200.00

278.00

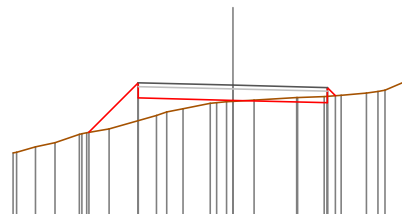


Quote		279.85	281.31	281.25	281.18	281.36
Parziali		1.88	2.50	2.50	0.00	
Sviluppata Par.		2.66	2.50	2.50	0.00	
Sviluppata		0.00	2.66	5.16	7.66	7.98
Progressiva		-4.38	-2.50	0.00	2.50	2.73
Dislivelli		0.00	-1.19	-0.01	-0.16	0.00

Sezione: 41  
 Progressiva: 354.634  
 Q. Progetto: 281.507

Scala H 1/200.00  
 Scala V 1/200.00

278.00

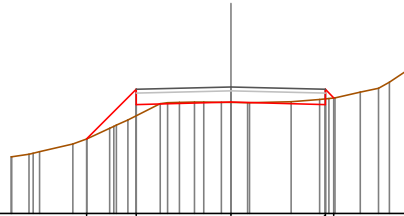


Quote		280.26	281.17	281.11	281.04	281.23
Parziali		1.31	2.50	2.50	0.00	
Sviluppata Par.		1.85	2.50	2.50	0.00	
Sviluppata		0.00	1.85	4.35	6.85	7.16
Progressiva		-3.81	-2.50	0.00	2.50	2.72
Dislivelli		0.00	-1.00	-0.03	-0.16	0.00

Sezione: 42  
 Progressiva: 360.000  
 Q. Progetto: 281.346

Scala H 1/200.00  
 Scala V 1/200.00

278.00

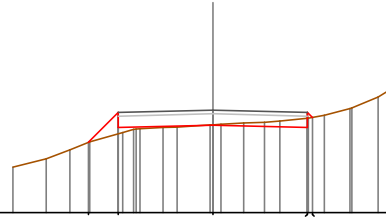


Quote		279.97	280.08	280.06	280.08	281.06
Parziali		1.31	2.50	2.50	0.03	
Sviluppata Par.		1.86	2.50	2.50	0.03	
Sviluppata		0.00	1.86	4.36	6.86	7.18
Progressiva		-3.81	-2.50	0.00	2.50	2.73
Dislivelli		0.00	-0.70	-0.01	-0.15	-0.00

Sezione: 43  
 Progressiva: 380.000  
 Q. Progetto: 280.711

Scala H 1/200.00  
 Scala V 1/200.00

278.00

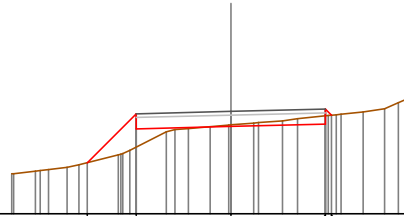


Quote		279.96	280.25	280.31	280.25	280.51
Parziali		0.79	2.50	2.50		
Sviluppata Par.		1.12	2.50	2.50		
Sviluppata		0.00	1.12	3.62	6.12	6.31
Progressiva		-3.29	-2.50	0.00	2.50	2.63
Dislivelli		0.00	-0.56	-0.01	-0.24	0.00

Sezione: 44  
 Progressiva: 399.142  
 Q. Progetto: 279.706

Scala H 1/200.00  
 Scala V 1/200.00

277.00

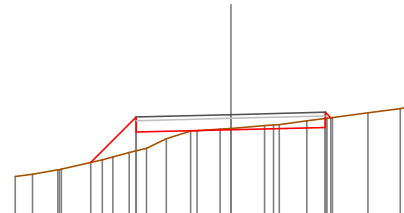


Quote		278.35	279.34	279.31	279.37	279.65
Parziali		1.30	2.50	2.50		
Sviluppata Par.		1.83	2.50	2.50		
Sviluppata		0.00	1.83	4.33	6.83	7.07
Progressiva		-3.80	-2.50	0.00	2.50	2.67
Dislivelli		0.00	-0.88	-0.04	-0.22	0.00

Sezione: 45  
 Progressiva: 400.181  
 Q. Progetto: 279.649

Scala H 1/200.00  
 Scala V 1/200.00

277.00

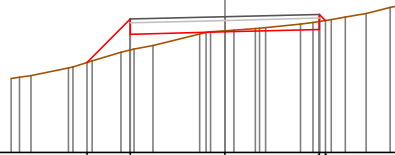


Quote		278.39	279.19	279.25	279.31	279.56
Parziali		1.20	2.50	2.50		
Sviluppata Par.		1.70	2.50	2.50		
Sviluppata		0.00	1.70	4.20	6.70	6.91
Progressiva		-3.70	-2.50	0.00	2.50	2.65
Dislivelli		0.00	-0.89	-0.04	-0.23	0.00

Sezione: 46  
 Progressiva: 401.220  
 Q. Progetto: 279.592

Scala H 1/200.00  
 Scala V 1/200.00

276.00

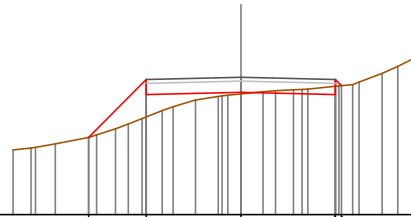


Quote		278.38	279.13	279.19	279.35	279.99
Parziali		1.15	2.50	2.50		
Sviluppata Par.		1.62	2.50	2.50		
Sviluppata		0.00	1.62	4.13	6.63	6.86
Progressiva		-3.65	-2.50	0.00	2.50	2.66
Dislivelli		-0.00	-0.82	-0.03	-0.21	0.00

Sezione: 47  
 Progressiva: 420.000  
 Q. Progetto: 278.633

Scala H 1/200.00  
 Scala V 1/200.00

275.00

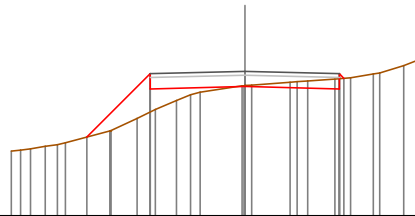


Quote		277.04	278.17	278.23	278.17	278.41
Parziali		1.53	2.50	2.50		
Sviluppata Par.		2.16	2.50	2.50		
Sviluppata		0.00	2.16	4.66	7.16	7.39
Progressiva		-4.03	-2.50	0.00	2.50	2.66
Dislivelli		0.00	-0.98	-0.04	-0.22	0.00

Sezione: 48  
 Progressiva: 440.000  
 Q. Progetto: 277.816

Scala H 1/200.00  
 Scala V 1/200.00

274.00

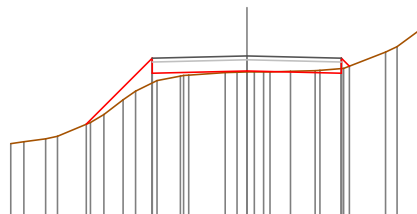


Quote		276.08	277.35	277.42	277.35	277.62
Parziali		1.68	2.50	2.50		
Sviluppata Par.		2.37	2.50	2.50		
Sviluppata		0.00	2.37	4.87	7.37	7.54
Progressiva		-4.18	-2.50	0.00	2.50	2.62
Dislivelli		0.00	-1.01	-0.02	-0.27	0.00

Sezione: 49  
 Progressiva: 460.000  
 Q. Progetto: 277.281

Scala H 1/200.00  
 Scala V 1/200.00

273.00

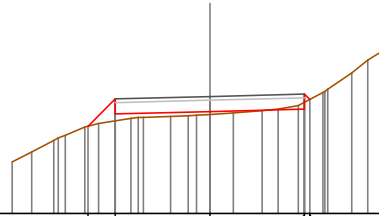


Quote		276.48	276.82	276.88	276.82	277.01
Parziali		1.74	2.50	2.50		
Sviluppata Par.		2.46	2.50	2.50		
Sviluppata		0.00	2.46	4.97	7.47	7.76
Progressiva		-4.24	-2.50	0.00	2.50	2.71
Dislivelli		-0.00	-0.65	-0.03	-0.13	-0.00

Sezione: 50  
 Progressiva: 468.689  
 Q. Progetto: 277.096

Scala H 1/200.00  
 Scala V 1/200.00

274.00

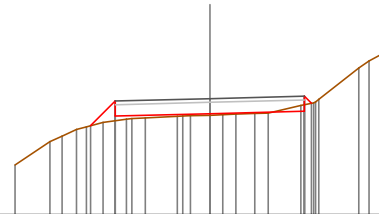


Quote		276.31	276.63	276.70	276.76	277.02
Parziali		0.73	2.50	2.50		
Sviluppata Par.		1.03	2.50	2.50		
Sviluppata		0.00	1.03	3.53	6.03	6.23
Progressiva		-3.23	-2.50	0.00	2.50	2.64
Dislivelli		-0.00	-0.58	-0.07	-0.18	0.00

Sezione: 51  
 Progressiva: 470.000  
 Q. Progetto: 277.068

Scala H 1/200.00  
 Scala V 1/200.00

274.00

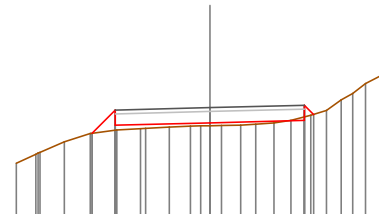


Quote		276.35	276.61	276.67	276.73	276.94
Parziali		0.65	2.50	2.50	0.30	
Sviluppata Par.		0.92	2.50	2.50		
Sviluppata		0.00	0.92	3.43	5.93	6.19
Progressiva		-3.15	-2.50	0.00	2.50	2.69
Dislivelli		-0.00	-0.52	-0.04	-0.18	0.00

Sezione: 52  
 Progressiva: 479.903  
 Q. Progetto: 276.856

Scala H 1/200.00  
 Scala V 1/200.00

274.00

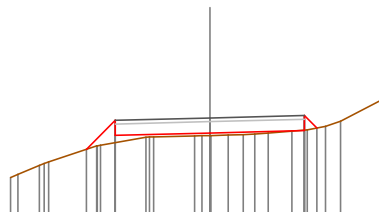


Quote		276.16	276.39	276.46	276.52	276.68
Parziali		0.62	2.50	2.50	0.24	
Sviluppata Par.		0.87	2.50	2.50		
Sviluppata		0.00	0.87	3.37	5.87	6.22
Progressiva		-3.12	-2.50	0.00	2.50	2.74
Dislivelli		-0.00	-0.53	-0.08	-0.09	0.00

Sezione: 53  
 Progressiva: 490.000  
 Q. Progetto: 276.641

Scala H 1/200.00  
 Scala V 1/200.00

274.00

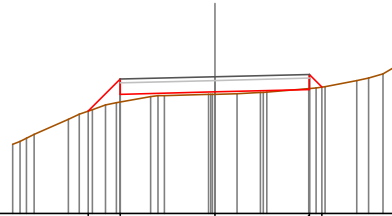


Quote		276.81	276.18	276.24	276.30	276.37
Parziali		0.77	2.50	2.50	0.33	
Sviluppata Par.		1.09	2.50	2.50		
Sviluppata		0.00	1.09	3.59	6.09	6.55
Progressiva		-3.27	-2.50	0.00	2.50	2.83
Dislivelli		-0.00	-0.59	-0.07	-0.02	0.00

Sezione: 54  
 Progressiva: 491.118  
 Q. Progetto: 276.617

Scala H 1/200.00  
 Scala V 1/200.00

273.00

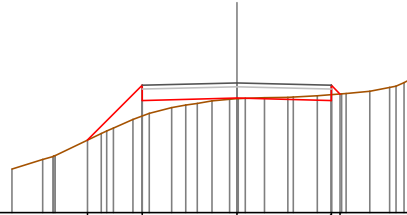


Quote		276.71	276.15	276.02	276.08	276.04
Parziali		0.85	2.50	2.50	0.34	
Sviluppata Par.		1.20	2.50	2.50	0.48	
Sviluppata		0.00	1.20	3.70	6.20	6.67
Progressiva		-3.35	-2.50	0.00	2.50	2.84
Dislivelli		-0.00	-0.60	-0.06	-0.03	-0.00

Sezione: 55  
 Progressiva: 500.000  
 Q. Progetto: 276.428

Scala H 1/200.00  
 Scala V 1/200.00

273.00

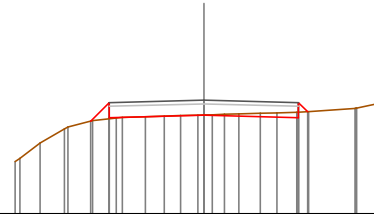


Quote		274.92	276.97	276.03	276.97	276.13
Parziali		1.45	2.50	2.50	0.33	
Sviluppata Par.		2.05	2.50	2.50	0.33	
Sviluppata		0.00	2.05	4.55	7.05	7.37
Progressiva		-3.95	-2.50	0.00	2.50	2.73
Dislivelli		0.00	-0.81	-0.02	-0.15	0.00

Sezione: 56  
 Progressiva: 520.000  
 Q. Progetto: 276.001

Scala H 1/200.00  
 Scala V 1/200.00

273.00

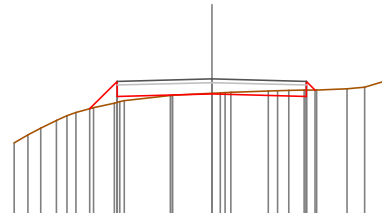


Quote		276.46	276.54	276.60	276.54	276.70
Parziali		0.49	2.50	2.50	0.24	
Sviluppata Par.		0.70	2.50	2.50	0.33	
Sviluppata		0.00	0.70	3.20	5.70	6.04
Progressiva		-2.99	-2.50	0.00	2.50	2.74
Dislivelli		-0.00	-0.43	-0.01	-0.14	0.00

Sezione: 57  
 Progressiva: 540.000  
 Q. Progetto: 275.593

Scala H 1/200.00  
 Scala V 1/200.00

272.00

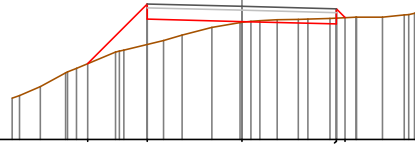


Quote		274.80	276.13	276.19	276.13	276.30
Parziali		0.73	2.50	2.50	0.33	
Sviluppata Par.		1.03	2.50	2.50	0.33	
Sviluppata		0.00	1.03	3.53	6.03	6.36
Progressiva		-3.23	-2.50	0.00	2.50	2.73
Dislivelli		-0.00	-0.56	-0.02	-0.17	0.00

Sezione: 58  
 Progressiva: 553.540  
 Q. Progetto: 275.520

Scala H 1/200.00  
 Scala V 1/200.00

272.00

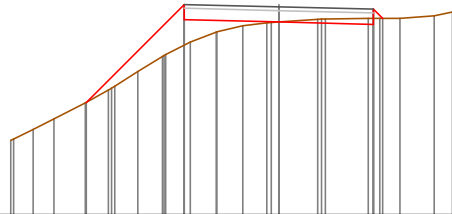


Quote		271.00	275.18	275.12	277.06	275.28
Parziali		1.58	2.50	2.50	0.33	
Sviluppata Par.		2.23	2.50	2.50	0.33	
Sviluppata		0.00	2.23	4.73	7.23	7.56
Progressiva		-4.08	-2.50	0.00	2.50	2.73
Dislivelli		0.00	-1.07	-0.02	-0.16	0.00

Sezione: 59  
 Progressiva: 560.000  
 Q. Progetto: 275.494

Scala H 1/200.00  
 Scala V 1/200.00

270.00

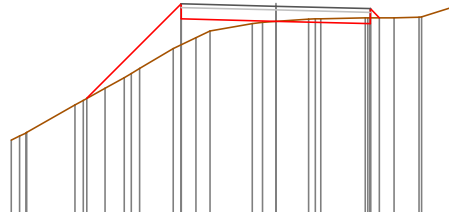


Quote		272.96	275.16	275.09	275.03	275.19
Parziali		2.59	2.50	2.50	0.21	
Sviluppata Par.		3.67	2.50	2.50	0.35	
Sviluppata		0.00	3.67	6.17	8.67	9.01
Progressiva		-5.09	-2.50	0.00	2.50	2.74
Dislivelli		0.00	-1.07	-0.00	-0.16	0.00

Sezione: 60  
 Progressiva: 561.685  
 Q. Progetto: 275.487

Scala H 1/200.00  
 Scala V 1/200.00

270.00

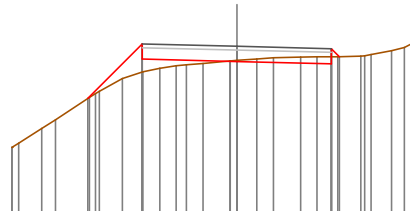


Quote		273.05	275.15	275.09	275.02	275.15
Parziali		2.50	2.50	2.50	0.24	
Sviluppata Par.		3.53	2.50	2.50	0.33	
Sviluppata		0.00	3.53	6.03	8.54	8.88
Progressiva		-5.00	-2.50	0.00	2.50	2.74
Dislivelli		0.00	-1.08	-0.00	-0.16	0.00

Sezione: 61  
 Progressiva: 569.830  
 Q. Progetto: 275.455

Scala H 1/200.00  
 Scala V 1/200.00

271.00

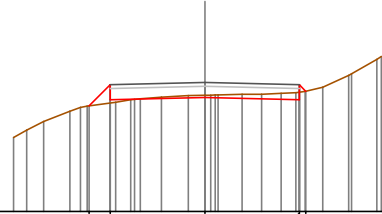


Quote		274.07	275.12	275.06	274.99	275.18
Parziali		1.44	2.50	2.50	0.31	
Sviluppata Par.		2.04	2.50	2.50	0.30	
Sviluppata		0.00	2.04	4.54	7.04	7.35
Progressiva		-3.94	-2.50	0.00	2.50	2.71
Dislivelli		0.00	-0.74	-0.03	-0.18	0.00

Sezione: 62  
 Progressiva: 580.000  
 Q. Progetto: 275.415

Scala H 1/200.00  
 Scala V 1/200.00

272.00

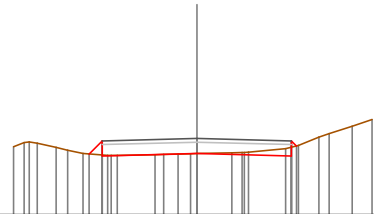


Quote	274.79	274.95	275.01	274.95	275.19
Parziali	0.56	2.50	2.50	0.31	
Sviluppata Par.	0.79	2.50	2.50	0.31	
Sviluppata	0.00	0.79	3.29	5.79	6.04
Progressiva	-3.06	-2.50	0.00	2.50	2.67
Dislivelli	0.00	-0.48	-0.06	-0.20	-0.00

Sezione: 63  
 Progressiva: 600.000  
 Q. Progetto: 275.013

Scala H 1/200.00  
 Scala V 1/200.00

273.00

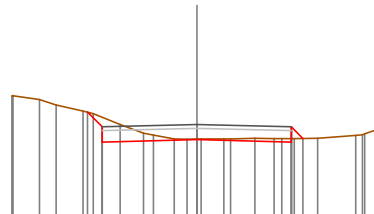


Quote	274.00	274.95	274.91	274.95	274.91
Parziali	0.35	2.50	2.50	0.31	
Sviluppata Par.	0.49	2.50	2.50	0.31	
Sviluppata	0.00	0.49	2.99	5.49	5.69
Progressiva	-2.85	-2.50	0.00	2.50	2.64
Dislivelli	0.00	-0.37	0.00	-0.23	-0.00

Sezione: 64  
 Progressiva: 620.000  
 Q. Progetto: 274.411

Scala H 1/200.00  
 Scala V 1/200.00

272.00

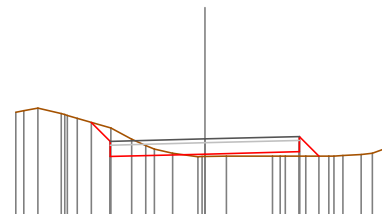


Quote	274.74	274.95	274.91	274.95	274.64
Parziali	0.39	2.50	2.50	0.31	
Sviluppata Par.	0.55	2.50	2.50	0.31	
Sviluppata	0.00	0.55	3.06	5.56	5.99
Progressiva	-2.89	-2.50	0.00	2.50	2.81
Dislivelli	0.00	-0.26	-0.02	-0.09	0.00

Sezione: 65  
 Progressiva: 633.169  
 Q. Progetto: 274.084

Scala H 1/200.00  
 Scala V 1/200.00

272.00



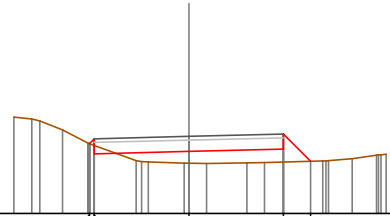
Quote	274.52	274.95	274.98	274.75	273.83
Parziali	0.50	2.50	2.50	0.52	
Sviluppata Par.	0.71	2.50	2.50	0.73	
Sviluppata	0.00	0.71	3.21	5.71	6.44
Progressiva	-3.00	-2.50	0.00	2.50	3.02
Dislivelli	0.00	-0.36	-0.06	-0.12	0.00



Sezione: 66  
 Progressiva: 640.000  
 Q. Progetto: 274.040

Scala H 1/200.00  
 Scala V 1/200.00

272.00

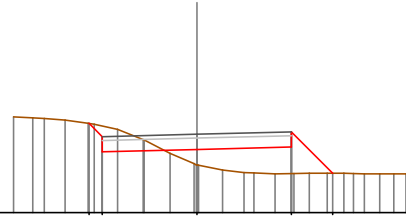


Quote	273.86	273.86	273.84	273.70	273.38
Parziali		2.50	2.50	0.72	
Sviluppata Par.		2.50	2.50	1.02	
Sviluppata	0.00	0.18	2.69	5.19	6.21
Progressiva	-2.63	-2.50	0.00	2.50	3.22
Dislivelli	0.00	0.18	-0.31	-0.34	-0.00

Sezione: 67  
 Progressiva: 647.278  
 Q. Progetto: 274.071

Scala H 1/200.00  
 Scala V 1/200.00

272.00

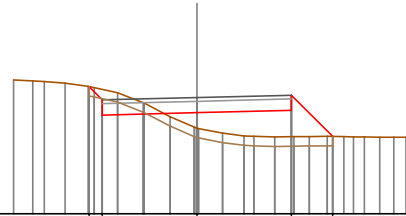


Quote	274.36	273.81	273.87	273.73	273.84
Parziali		0.35	2.50	2.50	1.09
Sviluppata Par.		0.50	2.50	2.50	1.54
Sviluppata	0.00	0.50	3.00	5.50	7.04
Progressiva	-2.85	-2.50	0.00	2.50	3.59
Dislivelli	-0.00	-0.28	0.41	-0.70	0.00

Sezione: 67  
 Progressiva: 647.278  
 Q. Progetto: 274.071

Scala H 1/200.00  
 Scala V 1/200.00

271.00

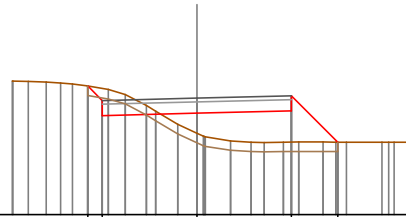


Quote	274.36	273.81	273.87	273.73	273.84
Parziali		0.35	2.50	2.50	1.09
Sviluppata Par.		0.50	2.50	2.50	1.54
Sviluppata	0.00	0.50	3.00	5.50	7.04
Progressiva	-2.85	-2.50	0.00	2.50	3.59
Dislivelli	-0.00	-0.28	0.41	-0.70	0.00

Sezione: 68  
 Progressiva: 650.000  
 Q. Progetto: 274.084

Scala H 1/200.00  
 Scala V 1/200.00

271.00

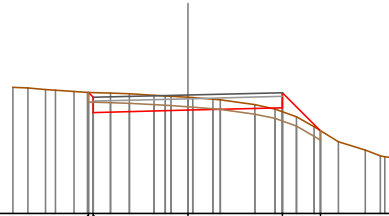


Quote	274.40	273.82	273.88	273.75	273.86
Parziali		0.38	2.50	2.50	1.23
Sviluppata Par.		0.54	2.50	2.50	1.74
Sviluppata	0.00	0.54	3.04	5.54	7.28
Progressiva	-2.88	-2.50	0.00	2.50	3.73
Dislivelli	0.00	-0.32	-0.53	-0.82	-0.00

Sezione: 69  
 Progressiva: 659.908  
 Q. Progetto: 274.134

Scala H 1/200.00  
 Scala V 1/200.00

271.00

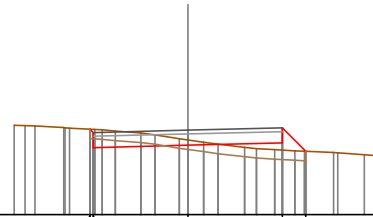


Quote	274.00 273.67	273.70	273.00 273.19
Parziali	2.50	2.50	1.01
Sviluppata Par.	2.50	2.50	1.42
Sviluppata	0.00 0.18	2.69	5.19 6.61
Progressiva	-2.63 -2.50	0.00	2.50 3.51
Dislivelli	0.00 -0.13	-0.34	-0.10 0.00

Sezione: 70  
 Progressiva: 670.000  
 Q. Progetto: 274.233

Scala H 1/200.00  
 Scala V 1/200.00

272.00

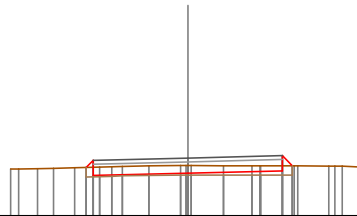


Quote	274.06 273.77	273.83	273.00 273.67
Parziali	2.50	2.50	0.62
Sviluppata Par.	2.50	2.50	0.88
Sviluppata	0.00 0.13	2.63	5.13 6.01
Progressiva	-2.59 -2.50	0.00	2.50 3.12
Dislivelli	0.00 -0.08	-0.14	-0.19 0.00

Sezione: 71  
 Progressiva: 680.000  
 Q. Progetto: 274.523

Scala H 1/200.00  
 Scala V 1/200.00

273.00

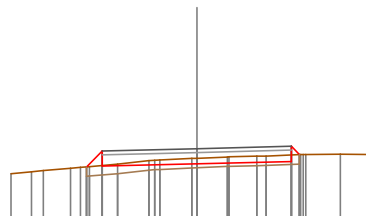


Quote	274.27 274.06	274.15	274.19 274.32
Parziali	2.50	2.50	0.27
Sviluppata Par.	2.50	2.50	0.38
Sviluppata	0.00 0.26	2.76	5.26 5.64
Progressiva	-2.69 -2.50	0.00	2.50 2.77
Dislivelli	0.00 -0.18	-0.20	-0.13 -0.00

Sezione: 72  
 Progressiva: 686.648  
 Q. Progetto: 274.826

Scala H 1/200.00  
 Scala V 1/200.00

273.00

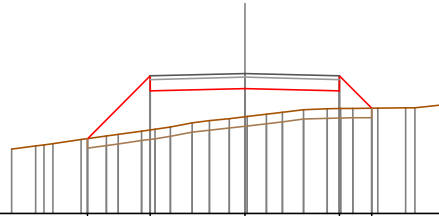


Quote	274.35 274.36	274.43	274.49 274.67
Parziali	0.42	2.50	0.92
Sviluppata Par.	0.59	2.50	0.31
Sviluppata	0.00 0.59	3.09	5.59 5.90
Progressiva	-2.92 -2.50	0.00	2.50 2.72
Dislivelli	-0.00 -0.38	-0.15	-0.17 0.00

Sezione: 73  
 Progressiva: 700.000  
 Q. Progetto: 275.704

Scala H 1/200.00  
 Scala V 1/200.00

272.00

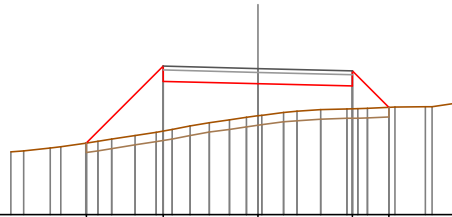


Quote		273.98	275.34	275.30	275.34	274.78
Parziali		1.66	2.50	2.50	0.86	
Sviluppata Par.		2.35	2.50	2.50	1.21	
Sviluppata		0.00	2.35	4.85	7.36	8.57
Progressiva		-4.16	-2.50	0.00	2.50	3.36
Dislivelli		-0.00	-1.43	-0.75	-0.47	-0.00

Sezione: 74  
 Progressiva: 702.025  
 Q. Progetto: 275.862

Scala H 1/200.00  
 Scala V 1/200.00

272.00

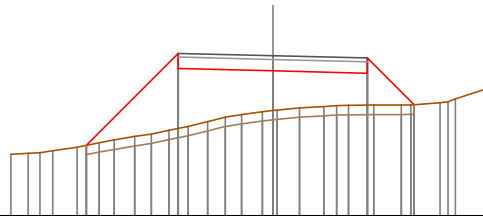


Quote		273.98	275.02	275.46	275.40	274.83
Parziali		2.03	2.50	2.50	0.97	
Sviluppata Par.		2.87	2.50	2.50	1.37	
Sviluppata		0.00	2.87	5.37	7.87	9.24
Progressiva		-4.53	-2.50	0.00	2.50	3.47
Dislivelli		-0.00	-1.72	-0.85	-0.60	-0.00

Sezione: 75  
 Progressiva: 706.756  
 Q. Progetto: 276.231

Scala H 1/200.00  
 Scala V 1/200.00

272.00

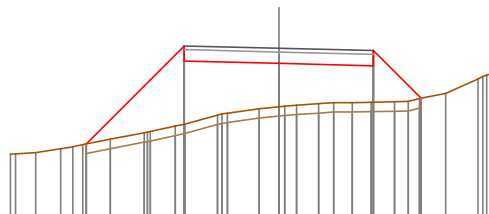


Quote		273.98	275.89	275.83	275.77	274.83
Parziali		2.43	2.50	2.50	1.23	
Sviluppata Par.		3.44	2.50	2.50	1.75	
Sviluppata		0.00	3.44	5.94	8.44	10.19
Progressiva		-4.93	-2.50	0.00	2.50	3.73
Dislivelli		0.00	-1.98	-1.05	-0.85	-0.00

Sezione: 76  
 Progressiva: 710.000  
 Q. Progetto: 276.484

Scala H 1/200.00  
 Scala V 1/200.00

272.00

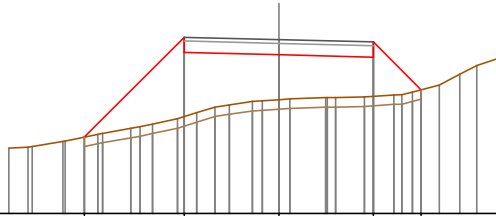


Quote		273.96	276.15	276.08	276.02	275.16
Parziali		2.60	2.50	2.50	1.26	
Sviluppata Par.		3.67	2.50	2.50	1.79	
Sviluppata		0.00	3.67	6.17	8.67	10.46
Progressiva		-5.10	-2.50	0.00	2.50	3.76
Dislivelli		-0.00	-2.07	-1.15	-0.97	-0.00

Sezione: 77  
 Progressiva: 711.486  
 Q. Progetto: 276.600

Scala H 1/200.00  
 Scala V 1/200.00

272.00

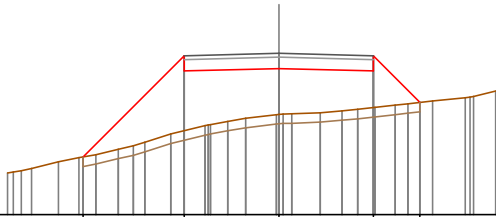


Quote	274.02	276.08	276.08	276.14	275.27
Parziali	2.64	2.50	2.50	1.27	
Sviluppata Par.	3.73	2.50	2.50	1.79	
Sviluppata	0.00	+ 3.73	+ 6.23	+ 8.74	+ 10.53
Progressiva	-5.14	-2.50	0.00	2.50	3.77
Dislivelli	-0.00	-2.10	-1.19	-1.04	-0.00

Sezione: 78  
 Progressiva: 720.000  
 Q. Progetto: 277.263

Scala H 1/200.00  
 Scala V 1/200.00

273.00

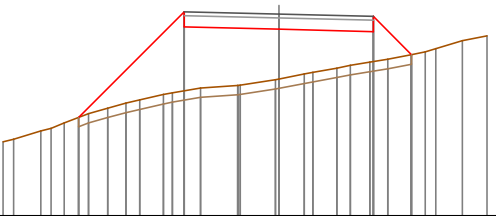


Quote	274.02	276.00	276.06	276.00	275.97
Parziali	2.68	2.50	2.50	1.23	
Sviluppata Par.	3.79	2.50	2.50	1.74	
Sviluppata	0.00	+ 3.79	+ 6.29	+ 8.79	+ 10.53
Progressiva	-5.18	-2.50	0.00	2.50	3.73
Dislivelli	-0.00	-1.98	-1.21	-0.97	-0.00

Sezione: 79  
 Progressiva: 735.876  
 Q. Progetto: 278.331

Scala H 1/200.00  
 Scala V 1/200.00

273.00

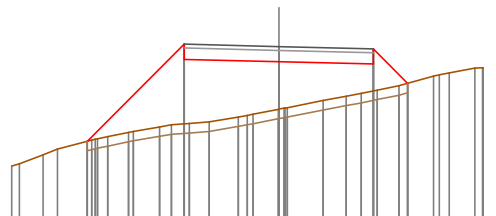


Quote	274.00	277.98	277.98	277.97	277.26
Parziali	2.79	2.50	2.50	1.01	
Sviluppata Par.	3.95	2.50	2.50	1.43	
Sviluppata	0.00	+ 3.95	+ 6.45	+ 8.95	+ 10.38
Progressiva	-5.29	-2.50	0.00	2.50	3.51
Dislivelli	-0.00	-2.09	-1.32	-0.80	-0.00

Sezione: 80  
 Progressiva: 740.000  
 Q. Progetto: 278.527

Scala H 1/200.00  
 Scala V 1/200.00

274.00

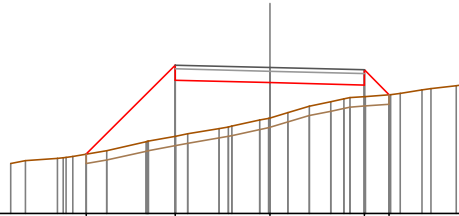


Quote	276.02	278.19	278.13	278.06	277.56
Parziali	2.57	2.50	2.50	0.91	
Sviluppata Par.	3.63	2.50	2.50	1.29	
Sviluppata	0.00	+ 3.63	+ 6.13	+ 8.64	+ 9.92
Progressiva	-5.07	-2.50	0.00	2.50	3.41
Dislivelli	-0.00	-2.11	-1.26	-0.71	-0.00

Sezione: 81  
 Progressiva: 750.000  
 Q. Progetto: 278.862

Scala H 1/200.00  
 Scala V 1/200.00

275.00  

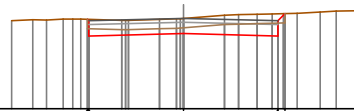
Quote	275.07	275.32	275.46	275.60	275.14
Parziali	2.35	2.50	2.50	0.66	
Sviluppata Par.	3.33	2.50	2.50	0.93	
Sviluppata	0.00	3.33	5.83	6.33	9.26
Progressiva	-4.85	-2.50	0.00	2.50	3.16
Dislivelli	0.00	1.88	0.94	0.31	0.00

**SEZIONI TRASVERSALI**  
**Profilo longitudinale tratto 37-38**  
**Viabilità di impianto - Manovra**

**DISEGNI DI RIFERIMENTO**

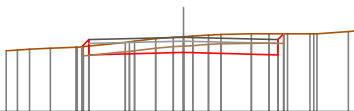
TAVOLA	DESCRIZIONE
WGG-TC8	Viabilità e piazzole - Planimetria di progetto-Fase di cantiere
WGG-TC11-h	Profili longitudinali viabilità di impianto

Sezione: 1  
 Progressiva: 0.000  
 Q. Progetto: 223.388  
 Scala H 1/200.00  
 Scala V 1/200.00



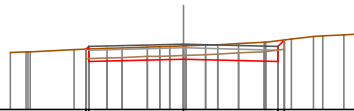
Quote	223.36	222.92	222.96	223.02
Parziali		2.50	2.50	0.04
Sviluppata Par.		2.50	2.50	0.04
Sviluppata	0.00	0.06	2.56	5.06
Progressiva	-2.54	-2.50	0.00	2.50
Dislivelli	0.00	-0.04	-0.40	-0.59

Sezione: 2  
 Progressiva: 20.000  
 Q. Progetto: 221.960  
 Scala H 1/200.00  
 Scala V 1/200.00



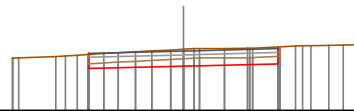
Quote	221.72	221.96	221.96	221.90
Parziali		2.50	2.50	0.06
Sviluppata Par.		2.50	2.50	0.06
Sviluppata	0.00	0.26	2.76	5.26
Progressiva	-2.68	-2.50	0.00	2.50
Dislivelli	-0.00	-0.17	-0.42	-0.56

Sezione: 3  
 Progressiva: 40.000  
 Q. Progetto: 220.739  
 Scala H 1/200.00  
 Scala V 1/200.00



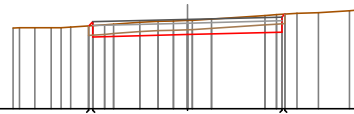
Quote	220.60	220.27	220.33	220.27
Parziali		2.50	2.50	0.04
Sviluppata Par.		2.50	2.50	0.04
Sviluppata	0.00	0.11	2.61	5.11
Progressiva	-2.57	-2.50	0.00	2.50
Dislivelli	0.00	0.07	-0.35	-0.55

Sezione: 4  
 Progressiva: 44.054  
 Q. Progetto: 220.571  
 Scala H 1/200.00  
 Scala V 1/200.00



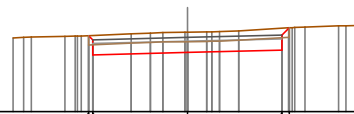
Quote	220.48	220.11	220.17	220.23
Parziali		2.50	2.50	0.06
Sviluppata Par.		2.50	2.50	0.06
Sviluppata	0.00	0.04	2.54	5.04
Progressiva	-2.53	-2.50	0.00	2.50
Dislivelli	-0.00	-0.03	-0.45	-0.45

Sezione: 5  
 Progressiva: 50.000  
 Q. Progetto: 220.3218.00  
 Scala H 1/200.00  
 Scala V 1/200.00



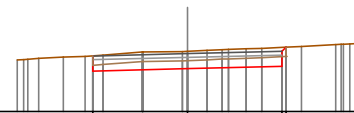
Quote	220.19	219.90	219.96	220.02	220.00
Parziali		2.50	2.50		
Sviluppata Par.		2.50	2.50		
Sviluppata	0.00	0.16	2.66	5.16	5.27
Progressiva	-0.00	-2.61	-2.50	2.50	2.58
Dislivelli	0.10	-0.37	0.00	-0.47	0.00

Sezione: 6  
 Progressiva: 60.000  
 Q. Progetto: 219.9628.00  
 Scala H 1/200.00  
 Scala V 1/200.00



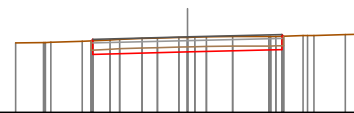
Quote	220.01	219.90	219.96	219.92	220.02
Parziali		2.50	2.50	0.39	
Sviluppata Par.		2.50	2.50	0.39	
Sviluppata	0.00	0.16	2.66	5.16	5.43
Progressiva	-0.00	-2.61	-2.50	2.50	2.69
Dislivelli	0.12	-0.54	0.00	-0.58	0.00

Sezione: 7  
 Progressiva: 70.000  
 Q. Progetto: 219.5328.00  
 Scala H 1/200.00  
 Scala V 1/200.00



Quote	219.07	219.13	219.19	219.71
Parziali		2.50	2.50	
Sviluppata Par.		2.50	2.50	
Sviluppata	0.00	2.50	5.00	5.16
Progressiva	-0.00	2.50	2.50	2.61
Dislivelli	0.00	-0.46	0.00	-0.51

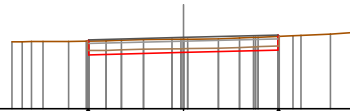
Sezione: 8  
 Progressiva: 80.000  
 Q. Progetto: 219.0017.00  
 Scala H 1/200.00  
 Scala V 1/200.00



Quote	219.09	219.54	219.00	219.06	219.06
Parziali		2.50	2.50		
Sviluppata Par.		2.50	2.50		
Sviluppata	0.00	0.06	2.56	5.06	5.13
Progressiva	-0.00	-2.54	-2.50	2.50	2.54
Dislivelli	0.04	-0.39	0.00	-0.35	-0.00

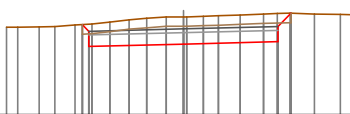


Sezione: 9  
 Progressiva: 81.787  
 Q. Progetto: 218.887.00  
 Scala H 1/200.00  
 Scala V 1/200.00



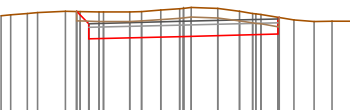
Quote	218.79 218.42	218.48	218.95 218.91
Parziali	2.50	2.50	
Sviluppata Par.	2.50	2.50	
Sviluppata	0.00 0.05	2.55	5.05 5.10
Progressiva	-2.54 -2.50	0.00	2.50 2.54
Dislivelli	0.00 0.04	-0.35	-0.36 0.00

Sezione: 10  
 Progressiva: 90.000  
 Q. Progetto: 218.266.00  
 Scala H 1/200.00  
 Scala V 1/200.00



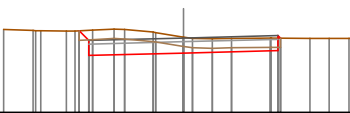
Quote	218.38 217.90	217.97	217.93 218.08
Parziali	2.50	2.50	0.35
Sviluppata Par.	2.50	2.50	0.50
Sviluppata	0.00 0.25	2.75	5.25 5.75
Progressiva	-2.67 -2.50	0.00	2.50 2.85
Dislivelli	0.00 -0.18	-0.72	-0.74 0.00

Sezione: 11  
 Progressiva: 100.000  
 Q. Progetto: 217.387.00  
 Scala H 1/200.00  
 Scala V 1/200.00



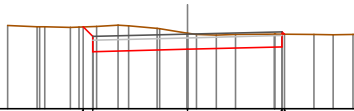
Quote	217.66 216.92	216.99	217.06 217.49
Parziali	0.32	2.50	2.50
Sviluppata Par.	0.46	2.50	2.50
Sviluppata	0.00 0.46	2.96	5.46 5.51
Progressiva	-2.82 -2.50	0.00	2.50 2.54
Dislivelli	0.00 -0.32	-0.74	-0.45 0.00

Sezione: 12  
 Progressiva: 104.689  
 Q. Progetto: 216.971.00  
 Scala H 1/200.00  
 Scala V 1/200.00



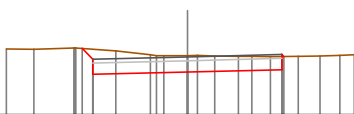
Quote	217.16 216.51	216.57	216.63 216.97
Parziali	0.25	2.50	2.50
Sviluppata Par.	0.36	2.50	2.50
Sviluppata	0.00 0.36	2.86	5.36 5.45
Progressiva	-2.75 -2.50	0.00	2.50 2.57
Dislivelli	0.00 -0.26	-0.42	-0.33 0.00

Sezione: 12  
 Progressiva: 104.689  
 Q. Progetto: 216.9215.00  
 Scala H 1/200.00  
 Scala V 1/200.00



Quote	217.16 216.91	216.97	216.93 216.97
Parziali	0.28 2.50	2.50	
Sviluppata Par.	0.28 2.50	2.50	
Sviluppata	0.00 0.36	2.86	5.36 5.45
Progressiva	-2.75 -2.50	0.00	2.50 2.57
Dislivelli	0.00 -0.26	-0.42	-0.33 -0.00

Sezione: 13  
 Progressiva: 110.000  
 Q. Progetto: 216.5215.00  
 Scala H 1/200.00  
 Scala V 1/200.00



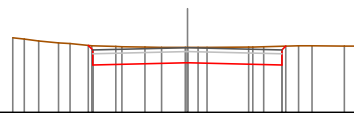
Quote	216.75 216.06	216.13	216.19 216.04
Parziali	0.28 2.50	2.50	
Sviluppata Par.	0.28 2.50	2.50	
Sviluppata	0.00 0.40	2.90	5.40 5.48
Progressiva	-2.78 -2.50	0.00	2.50 2.55
Dislivelli	0.00 -0.26	-0.43	-0.35 0.00

Sezione: 14  
 Progressiva: 119.519  
 Q. Progetto: 215.7514.00  
 Scala H 1/200.00  
 Scala V 1/200.00



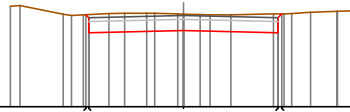
Quote	215.78 215.29	215.35	215.42 215.29
Parziali	0.28 2.50	2.50	
Sviluppata Par.	0.28 2.50	2.50	
Sviluppata	0.00 0.13	2.63	5.13 5.16
Progressiva	-2.59 -2.50	0.00	2.50 2.52
Dislivelli	-0.00 -0.08	-0.39	-0.38 0.00

Sezione: 15  
 Progressiva: 120.000  
 Q. Progetto: 215.7114.00  
 Scala H 1/200.00  
 Scala V 1/200.00



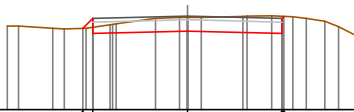
Quote	215.77 215.26	215.32	215.26 215.25
Parziali	0.28 2.50	2.50	
Sviluppata Par.	0.28 2.50	2.50	
Sviluppata	0.00 0.17	2.67	5.17 5.31
Progressiva	-2.62 -2.50	0.00	2.50 2.60
Dislivelli	-0.00 -0.11	-0.41	-0.50 -0.00

Sezione: 16  
 Progressiva: 140.000  
 Q. Progetto: 214.412.2.00  
 Scala H 1/200.00  
 Scala V 1/200.00



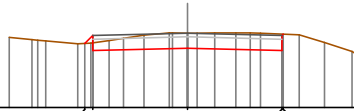
Quote	21443 21396	21401	21396 21446
Parziali	2.50	2.50	
Sviluppata Par.	2.50	2.50	
Sviluppata	0.00 0.11	2.61	5.11 5.28
Progressiva	-2.58 -2.50	0.00	2.50 2.61
Dislivelli	0.00 -0.08	-0.43	-0.50 0.00

Sezione: 17  
 Progressiva: 160.000  
 Q. Progetto: 213.475.1.00  
 Scala H 1/200.00  
 Scala V 1/200.00



Quote	21315 21301	21307	21301 21346
Parziali	2.50	2.50	
Sviluppata Par.	2.50	2.50	
Sviluppata	0.00 0.37	2.87	5.37 5.45
Progressiva	-2.76 -2.50	0.00	2.50 2.55
Dislivelli	-0.00 0.24	-0.36	-0.45 0.00

Sezione: 18  
 Progressiva: 172.222  
 Q. Progetto: 212.969.1.00  
 Scala H 1/200.00  
 Scala V 1/200.00



Quote	21270 21251	21257	21251 21294
Parziali	2.50	2.50	
Sviluppata Par.	2.50	2.50	
Sviluppata	0.00 0.30	2.80	5.30 5.35
Progressiva	-2.71 -2.50	0.00	2.50 2.54
Dislivelli	0.00 0.20	-0.40	-0.44 0.00

**SEZIONI TRASVERSALI**  
**Profilo longitudinale tratto 39-40**  
**Viabilità di impianto - Manovra**

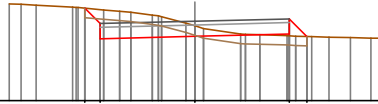
**DISEGNI DI RIFERIMENTO**

TAVOLA	DESCRIZIONE
WGG-TC8	Viabilità e piazzole - Planimetria di progetto-Fase di cantiere
WGG-TC11-h	Profili longitudinali viabilità di impianto

Sezione: 4  
 Progressiva: 20.000  
 Q. Progetto: 221.098

Scala H 1/200.00  
 Scala V 1/200.00

219.00

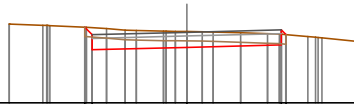


Quote	221.44 220.64		220.70	220.76 220.69
Parziali	0.41	2.50	2.50	0.47
Sviluppata Par.	0.58	2.50	2.50	0.66
Sviluppata	0.00 -2.91 -0.37	0.58	3.08	5.58 6.24
Progressiva	-2.91 -2.50		0.00	2.50 2.97
Dislivelli	0.00 -0.37		-0.28	0.04 0.00

Sezione: 5  
 Progressiva: 30.000  
 Q. Progetto: 220.865

Scala H 1/200.00  
 Scala V 1/200.00

219.00

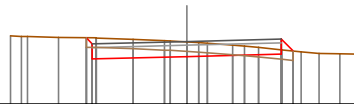


Quote	221.00 220.40		220.47	220.63 220.60
Parziali	0.00	2.50	2.50	
Sviluppata Par.	0.00	2.50	2.50	
Sviluppata	0.00 -2.70 -0.19	0.28	2.78	5.28 5.46
Progressiva	-2.70 -2.50		0.00	2.50 2.63
Dislivelli	0.00 -0.19		-0.42	-0.28 -0.00

Sezione: 6  
 Progressiva: 39.865  
 Q. Progetto: 220.656

Scala H 1/200.00  
 Scala V 1/200.00

219.00

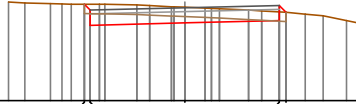


Quote	220.75 220.19		220.24	220.32 220.10
Parziali		2.50	2.50	0.31
Sviluppata Par.		2.50	2.50	0.4
Sviluppata	0.00 -2.66 -0.16	0.23	2.73	5.23 5.67
Progressiva	-2.66 -2.50		0.00	2.50 2.81
Dislivelli	0.00 -0.16		-0.39	-0.12 -0.00

Sezione: 7  
 Progressiva: 50.000  
 Q. Progetto: 220.453

Scala H 1/200.00  
 Scala V 1/200.00

218.00

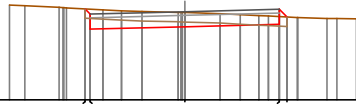


Quote	220.55	219.99	220.05	220.12	220.34
Parziali		2.50	2.50		
Sviluppata Par.		2.50	2.50		
Sviluppata	0.00	0.00	2.72	5.23	5.48
Progressiva	-2.66	-2.50	0.00	2.50	2.68
Dislivelli	0.00	-0.16	-0.42	0.00	-0.23

Sezione: 8  
 Progressiva: 60.000  
 Q. Progetto: 220.331

Scala H 1/200.00  
 Scala V 1/200.00

218.00

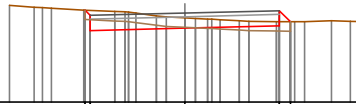


Quote	220.41	219.97	219.03	219.99	220.19
Parziali		2.50	2.50		
Sviluppata Par.		2.50	2.50		
Sviluppata	0.00	0.00	2.70	5.20	5.49
Progressiva	-2.64	-2.50	0.00	2.50	2.70
Dislivelli	0.00	-0.13	-0.38	0.00	-0.21

Sezione: 9  
 Progressiva: 66.909  
 Q. Progetto: 220.355

Scala H 1/200.00  
 Scala V 1/200.00

218.00



Quote	220.13	219.99	219.95	220.02	220.12
Parziali		2.50	2.50		
Sviluppata Par.		2.50	2.50		
Sviluppata	0.00	0.00	2.70	5.20	5.62
Progressiva	-2.64	-2.50	0.00	2.50	2.80
Dislivelli	0.00	-0.13	-0.27	0.00	-0.11

**SEZIONI TRASVERSALI**  
**Profilo longitudinale tratto 41-42**  
**Viabilità di impianto - Accesso/Manovra**

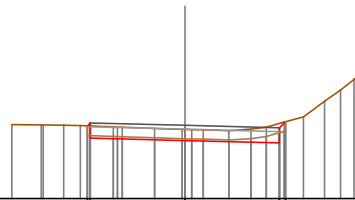
**DISEGNI DI RIFERIMENTO**

TAVOLA	DESCRIZIONE
WGG-TC8	Viabilità e piazzole - Planimetria di progetto-Fase di cantiere
WGG-TC11-h	Profili longitudinali viabilità di impianto

Sezione: 4  
 Progressiva: 20.000  
 Q. Progetto: 252.937

Scala H 1/200.00  
 Scala V 1/200.00

251.00

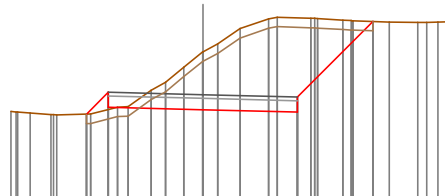


Quote	252.96	252.99	252.94	252.47	253.04
Parziali		2.50		2.50	
Sviluppata Par.		2.50		2.50	
Sviluppata		0.00	0.00	2.61	5.11
Progressiva		-0.00	-2.58	-2.50	0.11
Dislivelli		0.08	-0.29	0.00	-0.52
				-0.00	2.66
					5.34

Sezione: 5  
 Progressiva: 30.000  
 Q. Progetto: 253.702

Scala H 1/200.00  
 Scala V 1/200.00

251.00

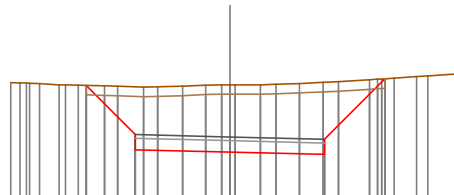


Quote	253.18	253.36	253.30	253.24	253.64
Parziali		0.56	2.50	2.50	2.00
Sviluppata Par.		0.82	2.50	2.50	2.83
Sviluppata		0.00	0.82	3.32	5.82
Progressiva		-3.08	-2.50	0.00	2.50
Dislivelli		0.46	-1.53	-2.49	-0.00
				4.50	8.65

Sezione: 6  
 Progressiva: 40.000  
 Q. Progetto: 254.612

Scala H 1/200.00  
 Scala V 1/200.00

253.00



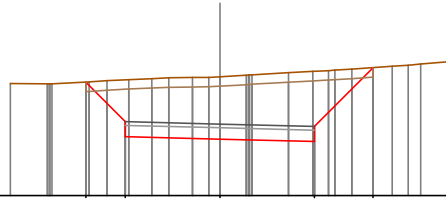
Quote	255.97	254.27	254.27	254.15	256.15
Parziali		1.30	2.50	2.50	1.60
Sviluppata Par.		1.84	2.50	2.50	2.26
Sviluppata		0.00	1.84	4.34	6.84
Progressiva		-3.80	-2.50	0.00	2.50
Dislivelli		1.26	-1.78	-1.91	0.00
				4.10	9.10



Sezione: 7  
 Progressiva: 43.057  
 Q. Progetto: 254.893

Scala H 1/200.00  
 Scala V 1/200.00

253.00

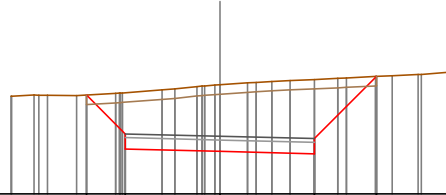


Quote	254.00	254.06	254.49	254.43	254.38
Parziali	1.04	2.50	2.50	1.55	
Sviluppata Par.	1.48	2.50	2.50	2.20	
Sviluppata	0.00	-3.54	0.00	-1.48	
Progressiva	-1.11	-2.50	-1.48	-1.65	0.00
Dislivelli	-0.00	-3.54	0.00	-1.86	2.50
					4.05
					8.67

Sezione: 8  
 Progressiva: 50.000  
 Q. Progetto: 255.521

Scala H 1/200.00  
 Scala V 1/200.00

254.00

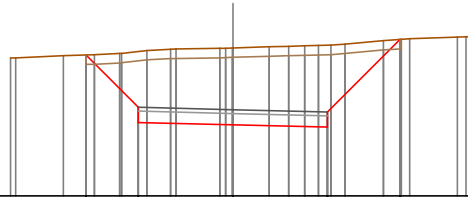


Quote	256.61	256.18	256.12	256.06	257.11
Parziali	1.03	2.50	2.50	1.65	
Sviluppata Par.	1.45	2.50	2.50	2.33	
Sviluppata	0.00	-3.53	0.00	-1.09	
Progressiva	-1.09	-2.50	-1.45	-1.76	0.00
Dislivelli	-0.00	-3.53	0.00	-1.96	2.50
					4.15
					8.78

Sezione: 9  
 Progressiva: 60.000  
 Q. Progetto: 256.280

Scala H 1/200.00  
 Scala V 1/200.00

254.00

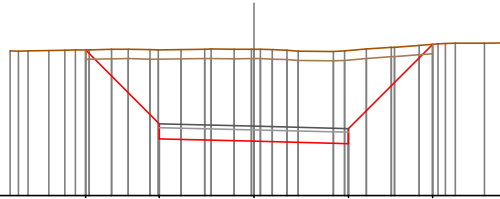


Quote	257.75	256.94	256.58	256.58	258.14
Parziali	1.39	2.50	2.50	1.92	
Sviluppata Par.	1.96	2.50	2.50	2.72	
Sviluppata	0.00	-3.89	0.00	-1.48	
Progressiva	-1.48	-2.50	-1.96	-2.03	0.00
Dislivelli	-0.00	-3.89	0.00	-2.17	2.50
					4.42
					9.68

Sezione: 10  
 Progressiva: 70.000  
 Q. Progetto: 256.837

Scala H 1/200.00  
 Scala V 1/200.00

255.00

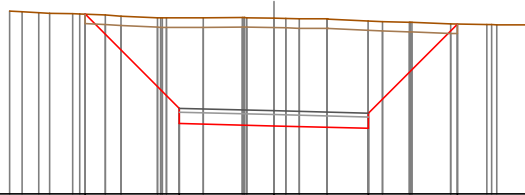


Quote	256.86	256.90	256.44	256.37	256.00
Parziali		1.95	2.50	2.50	2.23
Sviluppata Par.		2.76	2.50	2.50	3.15
Sviluppata	0.00	+0.00	+2.76	+5.26	+7.76
Progressiva	-4.45	-2.50	0.00	+2.50	+4.73
Dislivelli	0.00	-1.96	-2.43	-2.46	0.00

Sezione: 11  
 Progressiva: 80.000  
 Q. Progetto: 257.194

Scala H 1/200.00  
 Scala V 1/200.00

255.00

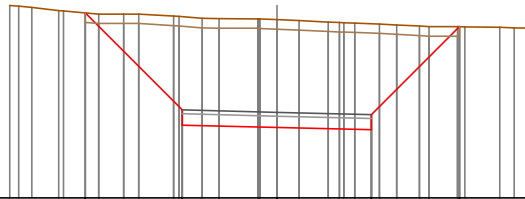


Quote	257.76	258.06	257.79	257.73	257.49
Parziali		2.50	2.50	2.50	2.36
Sviluppata Par.		3.53	2.50	2.50	3.33
Sviluppata	0.00	+0.00	+3.53	+6.03	+8.53
Progressiva	-5.00	-2.50	0.00	+2.50	+4.86
Dislivelli	0.00	-2.39	-2.85	-2.84	0.00

Sezione: 12  
 Progressiva: 83.036  
 Q. Progetto: 257.262

Scala H 1/200.00  
 Scala V 1/200.00

255.00

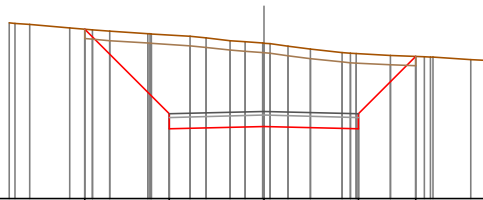


Quote	257.89	258.02	257.89	257.80	257.55
Parziali		2.57	2.50	2.50	2.33
Sviluppata Par.		3.63	2.50	2.50	3.29
Sviluppata	0.00	+0.00	+3.63	+6.13	+8.63
Progressiva	-5.07	-2.50	0.00	+2.50	+4.83
Dislivelli	0.00	-2.47	-2.85	-2.81	0.00

Sezione: 13  
 Progressiva: 100.000  
 Q. Progetto: 257.307

Scala H 1/200.00  
 Scala V 1/200.00

255.00

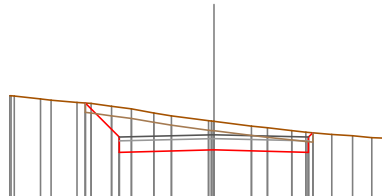


Quote	259.48	258.84	258.01	256.84	256.76
Parziali	2.24	2.50	2.50	1.52	
Sviluppata Par.	3.16	2.50	2.50	2.15	
Sviluppata	0.00	-3.16	-5.66	-8.17	-10.31
Progressiva	-4.74	-2.50	0.00	2.50	4.02
Dislivelli	0.00	-2.08	-2.20	-1.99	-0.00

Sezione: 14  
 Progressiva: 120.000  
 Q. Progetto: 256.639

Scala H 1/200.00  
 Scala V 1/200.00

255.00



Quote	257.48	256.18	255.24	254.18	254.08
Parziali	0.90	2.50	2.50		
Sviluppata Par.	1.28	2.50	2.50		
Sviluppata	0.00	1.28	3.78	6.28	6.44
Progressiva	-3.40	-2.50	0.00	2.50	2.62
Dislivelli	0.00	-0.79	-0.75	-0.53	0.00

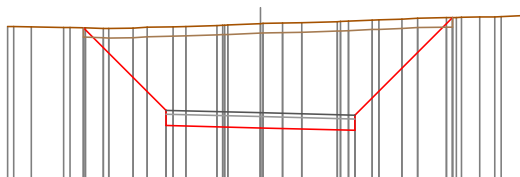
**SEZIONI TRASVERSALI**  
**Profilo longitudinale tratto 43-44**  
**Viabilità di impianto - Accesso/Manovra**

<b>DISEGNI DI RIFERIMENTO</b>	
<b>TAVOLA</b>	<b>DESCRIZIONE</b>
WGG-TC8	Viabilità e piazzole - Planimetria di progetto-Fase di cantiere
WGG-TC11-h	Profili longitudinali viabilità di impianto

Sezione: 3  
 Progressiva: 10.000  
 Q. Progetto: 256.805

Scala H 1/200.00  
 Scala V 1/200.00

255.00  

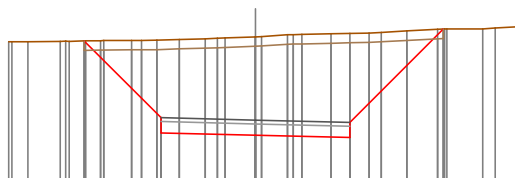



Quote	256.06	256.47	256.41	256.34	256.32
Parziali		2.19	2.50	2.50	2.58
Sviluppata Par.		3.09	2.50	2.50	3.65
Sviluppata	0.00	0.00 + 3.09	5.59	8.10	11.74
Progressiva	-4.69	-2.50	0.00	2.50	5.08
Dislivelli	0.00	-2.21	-2.76	-2.89	0.00

Sezione: 4  
 Progressiva: 13.676  
 Q. Progetto: 256.646

Scala H 1/200.00  
 Scala V 1/200.00

255.00  

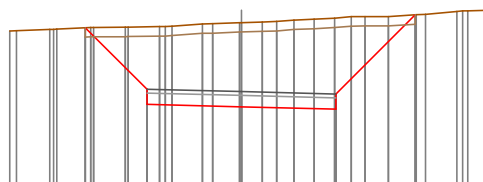



Quote	256.74	256.51	256.25	256.18	256.05
Parziali		2.03	2.50	2.50	2.47
Sviluppata Par.		2.87	2.50	2.50	3.49
Sviluppata	0.00	0.00 + 2.87	5.37	7.87	11.37
Progressiva	-4.53	-2.50	0.00	2.50	4.97
Dislivelli	0.00	-2.06	-2.60	-2.76	0.00

Sezione: 5  
 Progressiva: 20.000  
 Q. Progetto: 256.433

Scala H 1/200.00  
 Scala V 1/200.00

254.00  

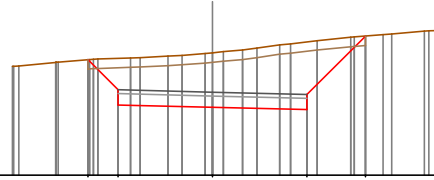



Quote	256.12	256.10	256.03	256.07	256.47
Parziali		1.63	2.50	2.50	2.10
Sviluppata Par.		2.30	2.50	2.50	2.96
Sviluppata	0.00	0.00 + 2.30	4.81	7.31	10.27
Progressiva	-4.13	-2.50	0.00	2.50	4.60
Dislivelli	0.00	-1.65	-2.23	-2.41	0.00

Sezione: 6  
 Progressiva: 30.000  
 Q. Progetto: 256.191

Scala H 1/200.00  
 Scala V 1/200.00

254.00

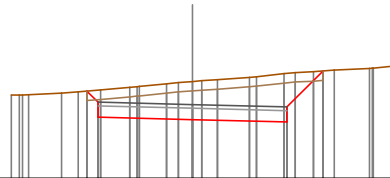


Quote		257.05	256.85	256.79	256.73	257.67
Parziali		0.80	2.50	2.50	1.55	
Sviluppata Par.		1.13	2.50	2.50	2.19	
Sviluppata		0.00	1.13	3.63	6.13	8.31
Progressiva		-3.30	-2.50	0.00	2.50	4.05
Dislivelli		0.00	-0.83	-1.44	-1.80	0.00

Sezione: 7  
 Progressiva: 40.000  
 Q. Progetto: 255.952

Scala H 1/200.00  
 Scala V 1/200.00

254.00

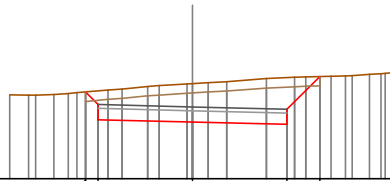


Quote		256.31	256.01	255.95	256.09	256.94
Parziali		0.39	2.50	2.50	0.95	
Sviluppata Par.		0.42	2.50	2.50	1.34	
Sviluppata		0.00	0.42	2.92	5.42	6.76
Progressiva		-2.79	-2.50	0.00	2.50	3.45
Dislivelli		0.00	-0.32	-1.01	-1.28	-0.00

Sezione: 8  
 Progressiva: 42.293  
 Q. Progetto: 255.897

Scala H 1/200.00  
 Scala V 1/200.00

254.00



Quote		256.29	255.85	255.89	256.43	256.70
Parziali		0.33	2.50	2.50	0.87	
Sviluppata Par.		0.47	2.50	2.50	1.23	
Sviluppata		0.00	0.47	2.97	5.47	6.70
Progressiva		-2.83	-2.50	0.00	2.50	3.37
Dislivelli		0.00	-0.36	-1.02	-1.24	-0.00

Sezione: 9  
 Progressiva: 50.000  
 Q. Progetto: 255.752

Scala H 1/200.00  
 Scala V 1/200.00

254.00

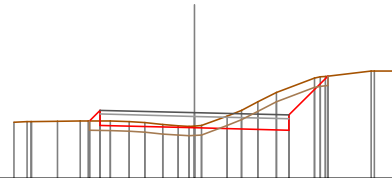


Quote	256.17 256.11	256.36	256.29	256.57
Parziali	0.35	2.50	2.50	0.88
Sviluppata Par.	0.50	2.50	2.50	1.25
Sviluppata	0.00 0.30	3.00	5.50	6.75
Progressiva	-2.65 -2.50	0.00	2.50	3.38
Dislivelli	-0.00 -0.53	-1.14	-1.23	-0.00

Sezione: 10  
 Progressiva: 60.000  
 Q. Progetto: 255.737

Scala H 1/200.00  
 Scala V 1/200.00

254.00



Quote	256.62 256.40	256.54	256.57	256.70
Parziali	0.28	2.50	2.50	1.03
Sviluppata Par.	0.50	2.50	2.50	1.46
Sviluppata	0.00 0.40	2.90	5.40	6.85
Progressiva	-2.78 -2.50	0.00	2.50	3.53
Dislivelli	-0.00 -0.28	-0.05	-1.13	-0.00

**SEZIONI TRASVERSALI**  
**Profilo longitudinale tratto 45-46**  
**Viabilità di impianto - Raccordo Provinciale**

**DISEGNI DI RIFERIMENTO**

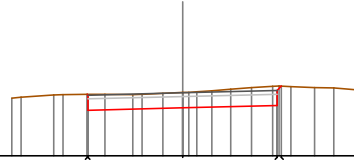
TAVOLA	DESCRIZIONE
WGG-TC8	Viabilità e piazzole - Planimetria di progetto-Fase di cantiere
WGG-TC11-h	Profili longitudinali viabilità di impianto



Sezione: 8  
 Progressiva: 90.000  
 Q. Progetto: 312.663

Scala H 1/200.00  
 Scala V 1/200.00

311.00

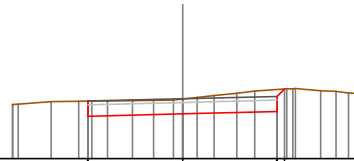


Quote	312.662	312.660	312.266	312.263	312.264
Parziali	2.50		2.50		
Sviluppata Par.	2.50		2.50		
Sviluppata	0.00	0.03	2.53	5.03	5.19
Progressiva	-0.00	-2.52	0.00	2.50	2.61
Dislivelli	-0.00	-0.02	-0.41	-0.51	0.00

Sezione: 9  
 Progressiva: 93.052  
 Q. Progetto: 312.583

Scala H 1/200.00  
 Scala V 1/200.00

311.00

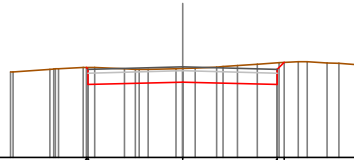


Quote	312.12	312.18	312.25	312.24
Parziali	2.50		2.50	
Sviluppata Par.	2.50		2.50	
Sviluppata	0.00	2.50	5.00	5.28
Progressiva	-0.00	-2.50	0.00	2.70
Dislivelli	0.00	-0.39	-0.58	0.00

Sezione: 10  
 Progressiva: 100.000  
 Q. Progetto: 312.395

Scala H 1/200.00  
 Scala V 1/200.00

310.00

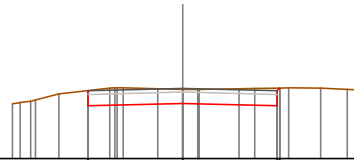


Quote	312.38	311.83	312.00	311.83	312.52
Parziali	2.50		2.50		
Sviluppata Par.	2.50		2.50		
Sviluppata	0.00	0.07	2.57	5.07	5.33
Progressiva	-0.00	-2.55	0.00	2.50	2.68
Dislivelli	-0.00	-0.05	-0.36	-0.58	0.00

Sezione: 11  
 Progressiva: 120.000  
 Q. Progetto: 311.854

Scala H 1/200.00  
 Scala V 1/200.00

310.00

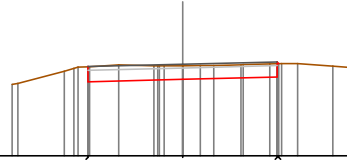


Quote	311.39	311.45	311.39	311.86
Parziali	2.50		2.50	
Sviluppata Par.	2.50		2.50	
Sviluppata	0.00	2.50	5.00	5.10
Progressiva	-0.00	-2.50	0.00	2.57
Dislivelli	-0.00	-0.37	-0.47	-0.00

Sezione: 12  
 Progressiva: 138.838  
 Q. Progetto: 311.419

Scala H 1/200.00  
 Scala V 1/200.00

309.00

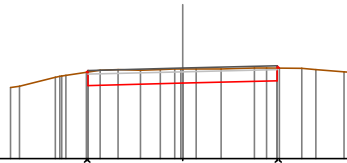


Quote		310.86	311.02	311.08	311.44
Parziali		2.50	2.50		
Sviluppata Par.		2.50	2.50		
Sviluppata		0.00	2.50	5.00	5.06
Progressiva		-2.51	0.00	2.50	2.54
Dislivelli		0.00	-0.36	-0.35	0.00

Sezione: 13  
 Progressiva: 140.000  
 Q. Progetto: 311.394

Scala H 1/200.00  
 Scala V 1/200.00

309.00

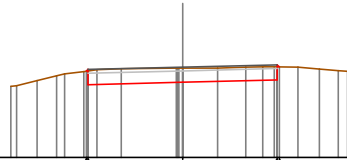


Quote		311.28	310.93	310.99	311.06	311.39
Parziali		2.50	2.50			
Sviluppata Par.		2.50	2.50			
Sviluppata		0.00	0.07	2.57	5.07	5.16
Progressiva		-2.55	-2.50	0.00	2.50	2.56
Dislivelli		0.00	0.04	-0.37	-0.34	0.00

Sezione: 14  
 Progressiva: 140.213  
 Q. Progetto: 311.389

Scala H 1/200.00  
 Scala V 1/200.00

309.00

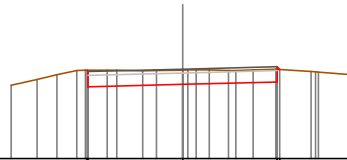


Quote		311.28	310.93	310.99	311.05	311.39
Parziali		2.50	2.50			
Sviluppata Par.		2.50	2.50			
Sviluppata		0.00	0.06	2.56	5.06	5.14
Progressiva		-2.54	-2.50	0.00	2.50	2.56
Dislivelli		0.00	0.04	-0.38	-0.34	0.00

Sezione: 15  
 Progressiva: 141.587  
 Q. Progetto: 311.360

Scala H 1/200.00  
 Scala V 1/200.00

309.00

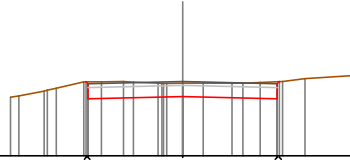


Quote		311.33	310.90	310.96	311.02	311.35
Parziali		2.50	2.50			
Sviluppata Par.		2.50	2.50			
Sviluppata		0.00	0.05	2.55	5.05	5.15
Progressiva		-2.53	-2.50	0.00	2.50	2.57
Dislivelli		0.00	-0.03	-0.38	-0.33	0.00

Sezione: 16  
 Progressiva: 160.000  
 Q. Progetto: 310.963

Scala H 1/200.00  
 Scala V 1/200.00

309.00

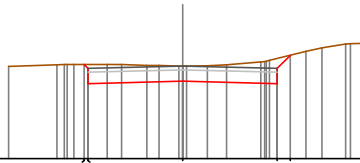


Quote	310.96	310.90	310.96	310.90	310.96
Parziali		2.50		2.50	
Sviluppata Par.		2.50		2.50	
Sviluppata	0.00	-2.55	0.00	-2.58	0.08
Progressiva	-0.05	-2.50	0.07	-0.35	0.00
Dislivelli	0.00	-2.55	0.00	-2.58	0.08

Sezione: 17  
 Progressiva: 180.000  
 Q. Progetto: 310.446

Scala H 1/200.00  
 Scala V 1/200.00

308.00

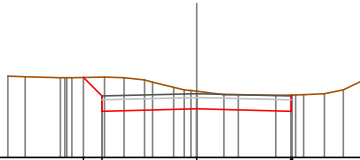


Quote	310.49	310.98	310.05	310.98	310.73
Parziali		2.50		2.50	0.35
Sviluppata Par.		2.50		2.50	0.35
Sviluppata	0.00	-2.61	0.00	-2.65	0.15
Progressiva	-0.11	-2.50	0.15	-0.40	0.00
Dislivelli	0.00	-2.61	0.00	-2.65	0.15

Sezione: 18  
 Progressiva: 200.000  
 Q. Progetto: 309.687

Scala H 1/200.00  
 Scala V 1/200.00

308.00

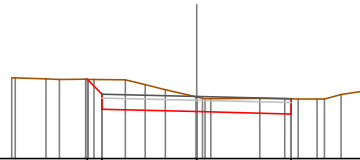


Quote	310.12	309.22	309.29	309.22	309.65
Parziali		0.49		2.50	2.50
Sviluppata Par.		0.70		2.50	2.50
Sviluppata	0.00	-2.99	0.00	-3.20	0.70
Progressiva	-0.50	-2.50	0.70	-0.43	2.50
Dislivelli	0.00	-2.99	0.00	-3.20	0.70

Sezione: 19  
 Progressiva: 201.283  
 Q. Progetto: 309.638

Scala H 1/200.00  
 Scala V 1/200.00

308.00

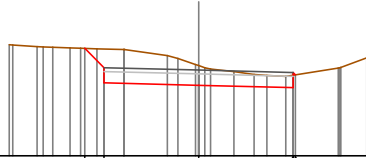


Quote	310.09	309.30	309.24	309.18
Parziali		0.39		2.50
Sviluppata Par.		0.55		2.50
Sviluppata	0.00	-2.89	0.00	-3.05
Progressiva	-0.39	-2.50	0.55	-0.40
Dislivelli	0.00	-2.89	0.00	-3.05

Sezione: 20  
 Progressiva: 210.000  
 Q. Progetto: 309.263

Scala H 1/200.00  
 Scala V 1/200.00

307.00

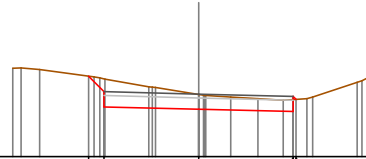


Quote	309.04	308.83	308.86	308.80	308.14
Parziali	0.51	2.50	2.50		
Sviluppata Par.	0.72	2.50	2.50		
Sviluppata	0.00	0.72	3.23	5.73	5.81
Progressiva	-3.01	-2.50	0.00	2.50	2.56
Dislivelli	0.00	-0.50	-0.52	-0.33	0.00

Sezione: 21  
 Progressiva: 220.000  
 Q. Progetto: 308.652

Scala H 1/200.00  
 Scala V 1/200.00

307.00

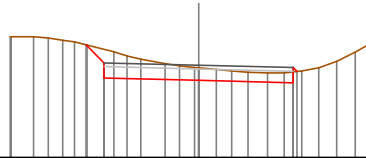


Quote	308.13	308.31	308.25	308.19	308.61
Parziali	0.41	2.50	2.50		
Sviluppata Par.	0.58	2.50	2.50		
Sviluppata	0.00	0.58	3.09	5.59	5.70
Progressiva	-2.91	-2.50	0.00	2.50	2.58
Dislivelli	0.00	-0.34	-0.39	-0.32	0.00

Sezione: 22  
 Progressiva: 223.105  
 Q. Progetto: 308.441

Scala H 1/200.00  
 Scala V 1/200.00

306.00

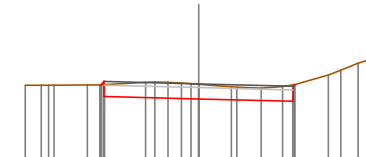


Quote	308.88	308.10	308.04	307.98	308.28
Parziali	0.48	2.50	2.50		
Sviluppata Par.	0.68	2.50	2.50		
Sviluppata	0.00	0.68	3.18	5.68	5.83
Progressiva	-2.98	-2.50	0.00	2.50	2.60
Dislivelli	0.00	-0.36	-0.33	-0.29	0.00

Sezione: 23  
 Progressiva: 230.000  
 Q. Progetto: 307.973

Scala H 1/200.00  
 Scala V 1/200.00

306.00

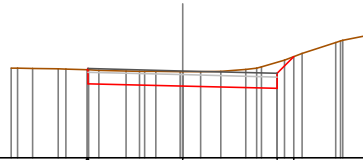


Quote	307.96	307.64	307.27	307.51	307.96
Parziali		2.50	2.50		
Sviluppata Par.		2.50	2.50		
Sviluppata	0.00	0.13	2.63	5.13	5.19
Progressiva	-2.59	-2.50	0.00	2.50	2.54
Dislivelli	0.00	0.08	-0.39	-0.44	-0.00

Sezione: 24  
 Progressiva: 240.000  
 Q. Progetto: 307.294

Scala H 1/200.00  
 Scala V 1/200.00

305.00

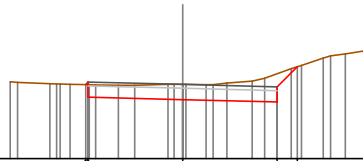


Quote	307.02 305.96	306.89	306.63 307.08
Parziali	2.50	2.50	0.44
Sviluppata Par.	2.50	2.50	0.63
Sviluppata	0.00 0.05	2.55	5.05 5.68
Progressiva	-0.00 -2.53 -2.50	0.00	2.50 2.94 5.68
Dislivelli	-0.00 0.03	-0.38	-0.69 -0.00

Sezione: 25  
 Progressiva: 244.927  
 Q. Progetto: 306.959

Scala H 1/200.00  
 Scala V 1/200.00

305.00

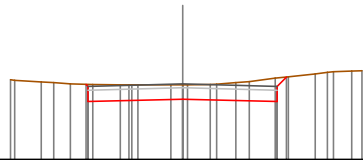


Quote	306.96 306.62	306.96	306.90 307.43
Parziali	2.50	2.50	0.53
Sviluppata Par.	2.50	2.50	0.75
Sviluppata	0.00 0.09	2.59	5.09 5.85
Progressiva	-0.00 -2.57 -2.50	0.00	2.50 3.03 5.85
Dislivelli	-0.00 0.07	-0.40	-0.75 -0.00

Sezione: 26  
 Progressiva: 260.000  
 Q. Progetto: 305.997

Scala H 1/200.00  
 Scala V 1/200.00

304.00

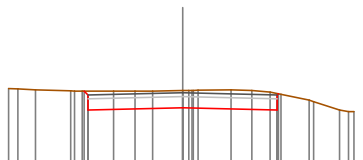


Quote	305.99 305.53	305.60	305.53 306.18
Parziali	2.50	2.50	0.65
Sviluppata Par.	2.50	2.50	0.65
Sviluppata	0.00 0.07	2.58	5.08 5.42
Progressiva	-0.00 -2.55 -2.50	0.00	2.50 2.75 5.42
Dislivelli	-0.00 -0.05	-0.38	-0.62 0.00

Sezione: 27  
 Progressiva: 280.000  
 Q. Progetto: 304.818

Scala H 1/200.00  
 Scala V 1/200.00

303.00

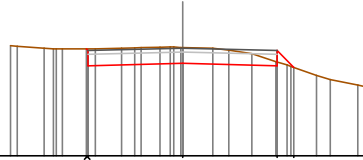


Quote	304.86 304.36	304.42	304.36 304.79
Parziali	2.50	2.50	
Sviluppata Par.	2.50	2.50	
Sviluppata	0.00 0.15	2.65	5.15 5.20
Progressiva	0.00 -2.60 -2.50	0.00	2.50 2.53 5.20
Dislivelli	0.00 -0.10	-0.46	-0.44 0.00

Sezione: 28  
 Progressiva: 300.000  
 Q. Progetto: 303.841

Scala H 1/200.00  
 Scala V 1/200.00

301.00

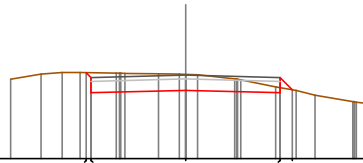


Quote	303.83	303.98	303.14	303.98	303.14
Parziali		2.50	2.50	0.44	
Sviluppata Par.		2.50	2.50	0.63	
Sviluppata	0.00	-2.55	0.00	-2.57	0.07
Progressiva	-0.05	-2.50	0.00	-2.50	5.70
Dislivelli		-0.10	0.00	2.50	2.94

Sezione: 29  
 Progressiva: 320.000  
 Q. Progetto: 303.206

Scala H 1/200.00  
 Scala V 1/200.00

301.00

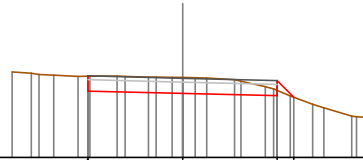


Quote	303.27	303.74	302.81	302.74	302.82
Parziali		2.50	2.50	0.33	
Sviluppata Par.		2.50	2.50	0.46	
Sviluppata	0.00	-2.63	0.00	2.68	0.18
Progressiva	-0.13	-2.50	0.00	-2.50	5.64
Dislivelli		-0.14	0.00	2.50	2.83

Sezione: 30  
 Progressiva: 326.181  
 Q. Progetto: 303.096

Scala H 1/200.00  
 Scala V 1/200.00

301.00

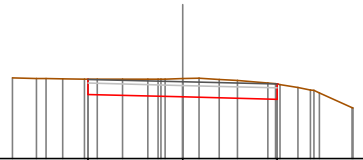


Quote	302.76	302.70	302.63	302.60
Parziali		2.50	2.50	0.44
Sviluppata Par.		2.50	2.50	0.62
Sviluppata	0.00	-2.51	0.00	2.50
Progressiva	-0.00	-2.51	0.00	-2.50
Dislivelli		-0.42	0.00	2.50

Sezione: 31  
 Progressiva: 330.000  
 Q. Progetto: 303.028

Scala H 1/200.00  
 Scala V 1/200.00

301.00

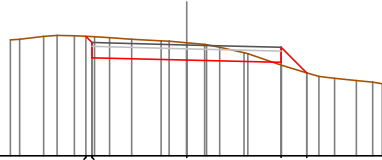


Quote	302.69	302.63	302.57
Parziali		2.50	2.50
Sviluppata Par.		2.50	2.50
Sviluppata	0.00	-2.51	0.00
Progressiva	-0.00	-2.51	0.00
Dislivelli		-0.48	0.00

Sezione: 32  
 Progressiva: 335.644  
 Q. Progetto: 302.928

Scala H 1/200.00  
 Scala V 1/200.00

300.00

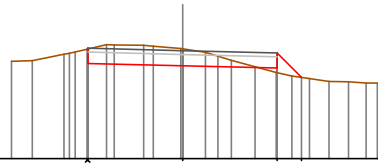


Quote	303.16 302.99	302.93	302.87 302.19
Parziali	2.50	2.50	0.68
Sviluppata Par.	2.50	2.50	0.96
Sviluppata	0.00 -0.16	0.00 -0.46	5.24 -0.07
Progressiva	-2.67 -2.50	0.00	2.50 3.18
Dislivelli	0.00 -0.16	-0.46	-0.07 -0.00

Sezione: 33  
 Progressiva: 340.000  
 Q. Progetto: 302.855

Scala H 1/200.00  
 Scala V 1/200.00

300.00

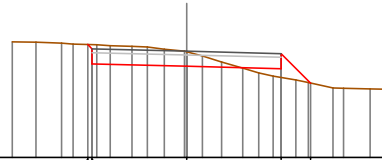


Quote	302.89 302.82	302.85	302.89 302.15
Parziali	2.50	2.50	0.65
Sviluppata Par.	2.50	2.50	0.91
Sviluppata	0.00 0.02	0.00 -0.45	5.04 -0.12
Progressiva	-2.53 -2.50	0.00	2.50 3.15
Dislivelli	0.00 0.02	-0.45	-0.12 -0.00

Sezione: 34  
 Progressiva: 345.106  
 Q. Progetto: 302.811

Scala H 1/200.00  
 Scala V 1/200.00

300.00

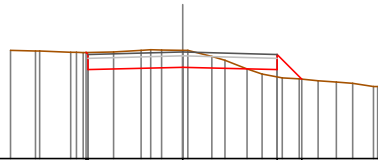


Quote	302.99 302.87	302.81	302.85 301.97
Parziali	2.50	2.50	0.78
Sviluppata Par.	2.50	2.50	1.10
Sviluppata	0.00 -0.11	0.00 -0.39	5.16 -0.23
Progressiva	-2.61 -2.50	0.00	2.50 3.28
Dislivelli	0.00 -0.11	-0.39	-0.23 -0.00

Sezione: 35  
 Progressiva: 360.000  
 Q. Progetto: 302.812

Scala H 1/200.00  
 Scala V 1/200.00

300.00

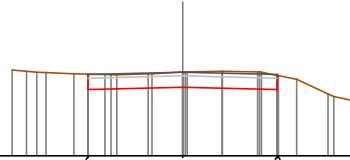


Quote	302.80 302.35	302.41	302.35 302.09
Parziali	2.50	2.50	0.65
Sviluppata Par.	2.50	2.50	0.93
Sviluppata	0.00 -0.06	0.00 -0.45	5.08 -0.19
Progressiva	-2.55 -2.50	0.00	2.50 3.15
Dislivelli	0.00 -0.06	-0.45	-0.19 -0.00

Sezione: 36  
 Progressiva: 380.000  
 Q. Progetto: 303.210

Scala H 1/200.00  
 Scala V 1/200.00

301.00

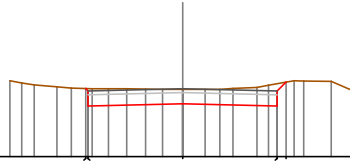


Quote		302.75	302.81	302.75	303.12
Parziali		2.50	2.50		
Sviluppata Par.		2.50	2.50		
Sviluppata		0.00	-2.50	-5.00	-5.05
Progressiva		-2.51	0.00	2.50	2.53
Dislivelli		0.00	-0.40	-0.37	0.00

Sezione: 37  
 Progressiva: 400.000  
 Q. Progetto: 303.797

Scala H 1/200.00  
 Scala V 1/200.00

302.00

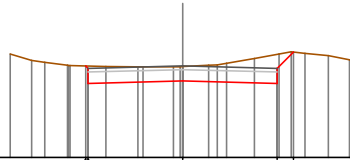


Quote		303.99	303.33	303.40	303.33	303.97
Parziali		2.50	2.50		0.21	
Sviluppata Par.		2.50	2.50		0.35	
Sviluppata		0.00	0.09	-2.59	-5.10	-5.43
Progressiva		-2.57	-2.50	0.00	2.50	2.74
Dislivelli		0.00	-0.06	-0.38	-0.60	0.00

Sezione: 38  
 Progressiva: 420.000  
 Q. Progetto: 304.422

Scala H 1/200.00  
 Scala V 1/200.00

302.00

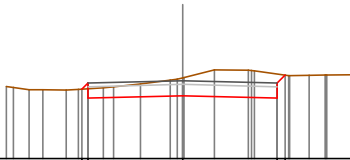


Quote		304.42	303.96	304.02	303.96	304.79
Parziali		2.50	2.50		0.43	
Sviluppata Par.		2.50	2.50		0.61	
Sviluppata		0.00	0.09	-2.59	-5.09	-5.70
Progressiva		-2.56	-2.50	0.00	2.50	2.93
Dislivelli		-0.00	-0.06	-0.38	-0.77	-0.00

Sezione: 39  
 Progressiva: 440.000  
 Q. Progetto: 305.057

Scala H 1/200.00  
 Scala V 1/200.00

303.00



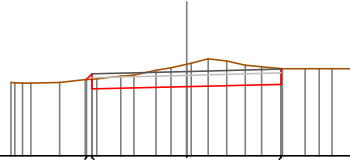
Quote		304.83	304.59	304.66	304.59	305.20
Parziali		2.50	2.50		0.61	
Sviluppata Par.		2.50	2.50		0.30	
Sviluppata		0.00	0.23	-2.73	-5.23	-5.53
Progressiva		-2.66	-2.50	0.00	2.50	2.71
Dislivelli		0.00	0.15	-0.47	-0.64	-0.00



Sezione: 40  
 Progressiva: 445.273  
 Q. Progetto: 305.225

Scala H 1/200.00  
 Scala V 1/200.00

303.00

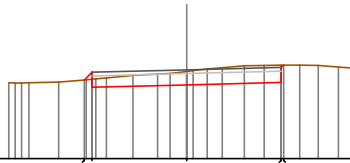


Quote	305.02	304.76	304.02	304.89
Parziali	2.50	2.50		
Sviluppata Par.	2.50	2.50		
Sviluppata	-0.00 ↓ 2.65 ↓ 0.00	0.14 ↑ 2.50 ↑ 0.21	-0.59 ↑ 0.00 ↑ 2.71	-0.41 ↓ 2.50 ↓ 5.21
Progressiva				
Dislivelli				

Sezione: 41  
 Progressiva: 450.000  
 Q. Progetto: 305.349

Scala H 1/200.00  
 Scala V 1/200.00

303.00



Quote	306.08	304.89	304.95	306.01	306.47
Parziali	2.50	2.50			
Sviluppata Par.	2.50	2.50			
Sviluppata	0.00 ↓ 2.71 ↓ 0.00	-0.19 ↑ 2.50 ↑ 0.30	-0.36 ↑ 0.00 ↑ 2.80	-0.46 ↓ 2.50 ↓ 5.30	0.00 ↑ 2.56 ↑ 5.39
Progressiva					
Dislivelli					

Sezione: 42  
 Progressiva: 455.438  
 Q. Progetto: 305.435

Scala H 1/200.00  
 Scala V 1/200.00

303.00

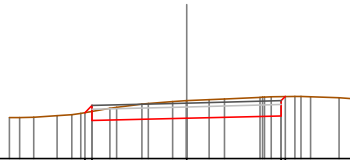


Quote	305.20	304.97	305.04	305.10	305.57
Parziali	2.50	2.50			
Sviluppata Par.	2.50	2.50			
Sviluppata	0.00 ↓ 2.68 ↓ 0.00	0.16 ↑ 2.50 ↑ 0.25	-0.38 ↑ 0.00 ↑ 2.75	-0.47 ↓ 2.50 ↓ 5.25	0.00 ↑ 2.57 ↑ 5.35
Progressiva					
Dislivelli					

Sezione: 43  
 Progressiva: 460.000  
 Q. Progetto: 305.463

Scala H 1/200.00  
 Scala V 1/200.00

304.00

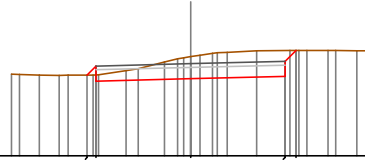


Quote	306.21	306.00	306.06	306.13	306.64
Parziali	2.50	2.50			
Sviluppata Par.	2.50	2.50			
Sviluppata	0.00 ↓ 2.69 ↓ 0.00	-0.16 ↑ 2.50 ↑ 0.27	-0.47 ↑ 0.00 ↑ 2.77	-0.51 ↓ 2.50 ↓ 5.27	0.00 ↑ 2.61 ↑ 5.43
Progressiva					
Dislivelli					

Sezione: 44  
 Progressiva: 465.602  
 Q. Progetto: 305.433

Scala H 1/200.00  
 Scala V 1/200.00

303.00

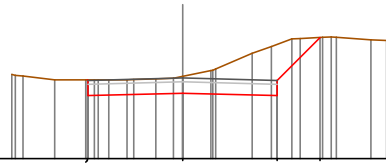


Quote	305.13	304.97	303.00	305.10	305.78
Parziali	0.32	2.50	2.50	0.32	
Sviluppata Par.	0.32	2.50	2.50	0.32	
Sviluppata	0.00	0.34	2.84	5.34	5.74
Progressiva	-0.00	-2.74	-0.00	-2.50	-2.78
Dislivelli	-0.24	-2.50	-0.58	-0.00	-0.00

Sezione: 45  
 Progressiva: 480.000  
 Q. Progetto: 305.129

Scala H 1/200.00  
 Scala V 1/200.00

303.00

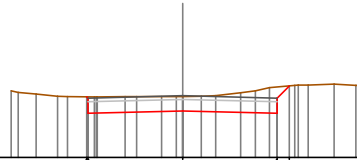


Quote	304.67	304.73	304.67	306.20
Parziali	2.50	2.50	1.14	
Sviluppata Par.	2.50	2.50	1.61	
Sviluppata	0.00	2.50	5.00	6.61
Progressiva	0.00	-2.52	0.00	-2.50
Dislivelli	-0.00	-0.45	-1.36	-3.64

Sezione: 46  
 Progressiva: 500.000  
 Q. Progetto: 304.634

Scala H 1/200.00  
 Scala V 1/200.00

303.00

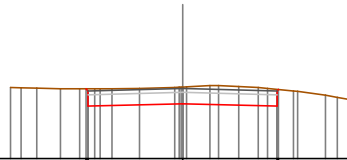


Quote	304.61	304.17	304.23	304.17	304.89
Parziali	2.50	2.50	0.32		
Sviluppata Par.	2.50	2.50	0.32		
Sviluppata	0.00	0.05	2.55	5.05	5.50
Progressiva	0.00	-2.53	0.00	-2.50	-2.82
Dislivelli	-0.00	-0.03	-0.38	-0.69	-0.00

Sezione: 47  
 Progressiva: 520.000  
 Q. Progetto: 303.848

Scala H 1/200.00  
 Scala V 1/200.00

302.00



Quote	303.84	303.39	303.45	303.39	303.82
Parziali	2.50	2.50			
Sviluppata Par.	2.50	2.50			
Sviluppata	0.00	0.08	2.58	5.08	5.13
Progressiva	0.00	-2.56	0.00	-2.50	-2.54
Dislivelli	-0.00	-0.06	-0.44	-0.44	-0.00

Sezione: 48  
 Progressiva: 540.000  
 Q. Progetto: 302.974

Scala H 1/200.00  
 Scala V 1/200.00

301.00

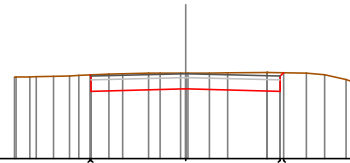


Quote	303.04	302.91	302.97	302.91
Parziali		2.50	2.50	
Sviluppata Par.		2.50	2.50	
Sviluppata	0.00	-2.62	0.00	-2.68
Progressiva	0.00	-2.50	0.18	-0.42
Dislivelli	0.00	-0.12	-0.46	-0.42

Sezione: 49  
 Progressiva: 560.000  
 Q. Progetto: 302.244

Scala H 1/200.00  
 Scala V 1/200.00

300.00

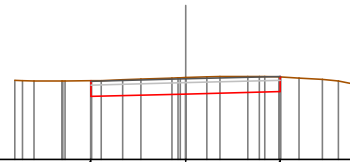


Quote	302.21	301.78	301.84	301.78	302.27
Parziali		2.50	2.50		
Sviluppata Par.		2.50	2.50		
Sviluppata	0.00	-2.53	0.00	2.54	5.04
Progressiva	0.00	-2.50	0.04	0.00	2.50
Dislivelli	0.00	-0.03	-0.41	-0.49	0.00

Sezione: 50  
 Progressiva: 565.111  
 Q. Progetto: 302.132

Scala H 1/200.00  
 Scala V 1/200.00

300.00

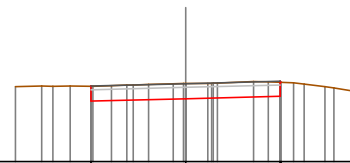


Quote	301.67	301.73	301.79
Parziali		2.50	2.50
Sviluppata Par.		2.50	2.50
Sviluppata	0.00	2.50	5.00
Progressiva	0.00	-2.52	0.00
Dislivelli	0.00	-0.44	-0.39

Sezione: 51  
 Progressiva: 570.000  
 Q. Progetto: 302.058

Scala H 1/200.00  
 Scala V 1/200.00

300.00

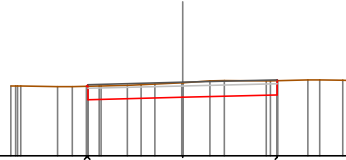


Quote	301.60	301.66	301.72	302.10
Parziali		2.50	2.50	
Sviluppata Par.		2.50	2.50	
Sviluppata	0.00	2.50	5.00	5.04
Progressiva	0.00	-2.51	0.00	2.50
Dislivelli	0.00	-0.40	-0.38	0.00

Sezione: 52  
 Progressiva: 580.000  
 Q. Progetto: 301.943

Scala H 1/200.00  
 Scala V 1/200.00

300.00



Quote		301.83	301.48	301.14	301.81
Parziali			2.50		2.50
Sviluppata Par.			2.50		2.50
Sviluppata		0.00	0.06	2.57	5.07
Progressiva		-2.55	-2.50	0.00	2.50
Dislivelli		0.00	0.04	-0.39	-0.38

Sezione: 53  
 Progressiva: 590.000  
 Q. Progetto: 301.719

Scala H 1/200.00  
 Scala V 1/200.00

300.00

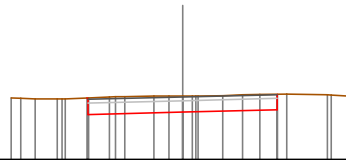


Quote		301.26	301.32	301.38
Parziali			2.50	2.50
Sviluppata Par.			2.50	2.50
Sviluppata		0.00	2.50	5.00
Progressiva		-2.51	0.00	2.50
Dislivelli		-0.00	-0.40	-0.38

Sezione: 54  
 Progressiva: 592.323  
 Q. Progetto: 301.653

Scala H 1/200.00  
 Scala V 1/200.00

300.00

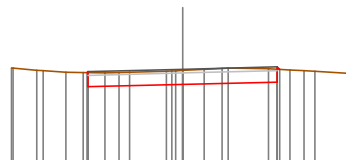


Quote		301.62	301.19	301.25	301.32
Parziali			2.50		2.50
Sviluppata Par.			2.50		2.50
Sviluppata		0.00	0.05	2.55	5.05
Progressiva		-2.53	-2.50	0.00	2.50
Dislivelli		0.00	-0.03	-0.43	-0.41

Sezione: 55  
 Progressiva: 600.000  
 Q. Progetto: 301.437

Scala H 1/200.00  
 Scala V 1/200.00

299.00

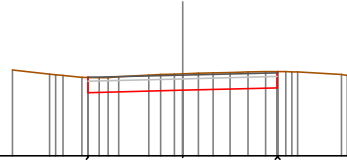


Quote		301.35	300.97	301.04	301.10	301.43
Parziali			2.50		2.50	
Sviluppata Par.			2.50		2.50	
Sviluppata		0.00	0.04	2.54	5.04	5.13
Progressiva		-2.53	-2.50	0.00	2.50	2.57
Dislivelli		0.00	0.03	-0.37	-0.34	-0.00

Sezione: 56  
 Progressiva: 610.000  
 Q. Progetto: 301.131

Scala H 1/200.00  
 Scala V 1/200.00

299.00

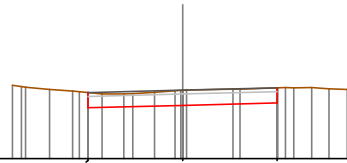


Quote		300.67	300.73	300.79	301.22
Parziali		2.50	2.50		
Sviluppata Par.		2.50	2.50		
Sviluppata		0.00	2.50	5.00	5.04
Progressiva		-2.50	0.00	2.50	2.53
Dislivelli		0.00	-0.43	-0.43	0.00

Sezione: 57  
 Progressiva: 619.536  
 Q. Progetto: 300.807

Scala H 1/200.00  
 Scala V 1/200.00

299.00

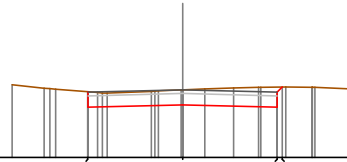


Quote		300.34	300.41	300.47
Parziali		2.50	2.50	
Sviluppata Par.		2.50	2.50	
Sviluppata		0.00	2.50	5.00
Progressiva		-2.50	0.00	2.50
Dislivelli		-0.00	-0.40	-0.40

Sezione: 58  
 Progressiva: 620.000  
 Q. Progetto: 300.792

Scala H 1/200.00  
 Scala V 1/200.00

299.00

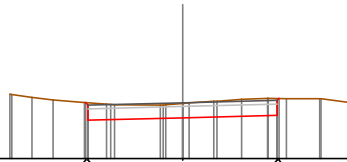


Quote		300.33	300.39	300.33	300.86
Parziali		2.50	2.50		
Sviluppata Par.		2.50	2.50		
Sviluppata		0.00	2.50	5.00	5.19
Progressiva		-2.51	0.00	2.50	2.64
Dislivelli		0.00	-0.40	-0.53	0.00

Sezione: 59  
 Progressiva: 629.723  
 Q. Progetto: 300.474

Scala H 1/200.00  
 Scala V 1/200.00

299.00

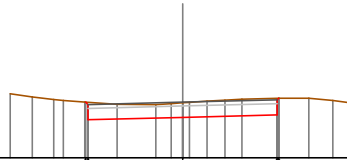


Quote		300.48	300.01	300.07	300.14	300.58
Parziali		2.50	2.50			
Sviluppata Par.		2.50	2.50			
Sviluppata		0.00	0.09	2.59	5.10	5.16
Progressiva		-2.57	-2.50	0.00	2.50	2.55
Dislivelli		0.00	-0.06	-0.38	-0.45	-0.00

Sezione: 60  
 Progressiva: 630.000  
 Q. Progetto: 300.466

Scala H 1/200.00  
 Scala V 1/200.00

299.00

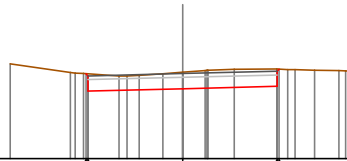


Quote	300.47 300.00	300.07	300.13 300.07
Parziali	2.50	2.50	
Sviluppata Par.	2.50	2.50	
Sviluppata	0.00 -2.56 -0.09	0.00 -2.59	5.09 -0.44 5.15
Progressiva	0.00 -2.56 -0.06	0.00 -2.50	0.00 -0.38 -0.44
Dislivelli	0.00 -0.06	0.00 -0.38	0.00 -0.44

Sezione: 61  
 Progressiva: 639.444  
 Q. Progetto: 300.249

Scala H 1/200.00  
 Scala V 1/200.00

298.00

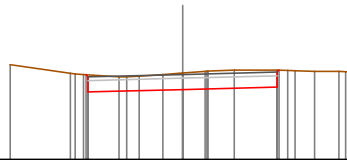


Quote	300.04 299.79	299.85	299.91 300.36
Parziali	2.50	2.50	
Sviluppata Par.	2.50	2.50	
Sviluppata	0.00 -2.56 0.08	0.00 -2.58	5.08 -0.45 5.16
Progressiva	0.00 -2.56 -0.05	0.00 -2.50	0.00 -0.45
Dislivelli	0.00 -0.05	0.00 -0.44	0.00 -0.45

Sezione: 61  
 Progressiva: 639.444  
 Q. Progetto: 300.249

Scala H 1/200.00  
 Scala V 1/200.00

298.00

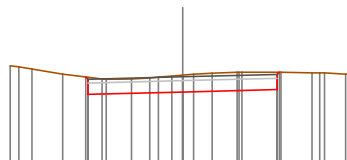


Quote	300.04 299.79	299.85	299.91 300.36
Parziali	2.50	2.50	
Sviluppata Par.	2.50	2.50	
Sviluppata	0.00 -2.56 0.08	0.00 -2.58	5.08 -0.45 5.16
Progressiva	0.00 -2.56 -0.05	0.00 -2.50	0.00 -0.45
Dislivelli	0.00 -0.05	0.00 -0.44	0.00 -0.45

Sezione: 62  
 Progressiva: 640.000  
 Q. Progetto: 300.237

Scala H 1/200.00  
 Scala V 1/200.00

298.00

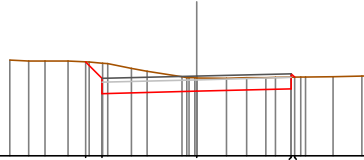


Quote	300.23 299.77	299.84	299.90 300.36
Parziali	2.50	2.50	
Sviluppata Par.	2.50	2.50	
Sviluppata	0.00 -2.56 0.08	0.00 -2.59	5.09 -0.46 5.17
Progressiva	0.00 -2.56 -0.05	0.00 -2.50	0.00 -0.46
Dislivelli	0.00 -0.05	0.00 -0.44	0.00 -0.46

Sezione: 63  
 Progressiva: 650.000  
 Q. Progetto: 300.105

Scala H 1/200.00  
 Scala V 1/200.00

298.00

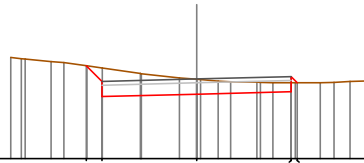


Quote		300.48 299.84		299.70		299.77 300.08
Parziali		0.44	2.50	2.50		
Sviluppata Par.		0.62	2.50	2.50		
Sviluppata		0.00 -0.62		3.12		5.62 5.75
Progressiva		-2.94 -2.50		0.00		2.50 2.59
Dislivelli		-0.00 -0.41		-0.35		-0.31 -0.00

Sezione: 64  
 Progressiva: 653.710  
 Q. Progetto: 300.104

Scala H 1/200.00  
 Scala V 1/200.00

298.00

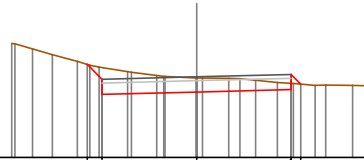


Quote		300.46 299.84		299.70		299.77 300.00
Parziali		0.42	2.50	2.50		
Sviluppata Par.		0.59	2.50	2.50		
Sviluppata		0.00 -0.59		3.09		5.59 5.82
Progressiva		-2.92 -2.50		0.00		2.50 2.66
Dislivelli		-0.00 -0.36		-0.39		-0.24 0.00

Sezione: 65  
 Progressiva: 660.000  
 Q. Progetto: 300.132

Scala H 1/200.00  
 Scala V 1/200.00

298.00

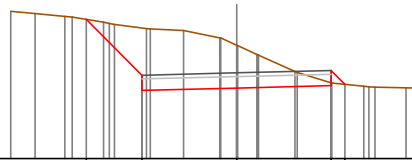


Quote		300.46 299.87		299.73		299.79 299.84
Parziali		0.39	2.50	2.50		
Sviluppata Par.		0.56	2.50	2.50		
Sviluppata		0.00 -0.56		3.06		5.56 5.92
Progressiva		-2.89 -2.50		0.00		2.50 2.76
Dislivelli		0.00 -0.31		-0.37		-0.16 0.00

Sezione: 66  
 Progressiva: 670.000  
 Q. Progetto: 300.263

Scala H 1/200.00  
 Scala V 1/200.00

298.00

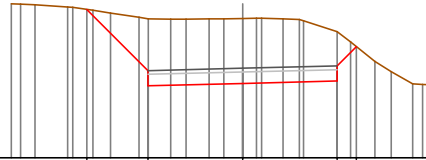


Quote		301.08 299.80		299.86		299.90 299.86
Parziali		1.48	2.50	2.50		
Sviluppata Par.		2.09	2.50	2.50		
Sviluppata		0.00 -2.09		4.59		7.09 7.61
Progressiva		-3.98 -2.50		0.00		2.50 2.86
Dislivelli		-0.00 -1.25		-1.13		-0.08 -0.00

Sezione: 67  
 Progressiva: 677.697  
 Q. Progetto: 300.365

Scala H 1/200.00  
 Scala V 1/200.00

298.00

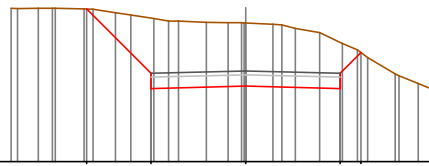


Quote	301.92	299.90	299.97	300.03	300.04
Parziali	1.62	2.50	2.50	0.51	
Sviluppata Par.	2.29	2.50	2.50	0.72	
Sviluppata	0.00	-2.29	-4.79	-7.29	-8.01
Progressiva	-4.12	-2.50	0.00	2.50	3.01
Dislivelli	0.00	-1.37	-1.71	-1.31	0.00

Sezione: 68  
 Progressiva: 680.000  
 Q. Progetto: 300.396

Scala H 1/200.00  
 Scala V 1/200.00

298.00

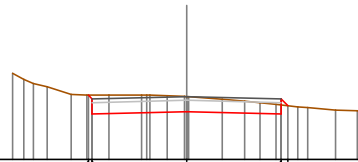


Quote	302.04	299.93	300.00	299.93	300.88
Parziali	1.70	2.50	2.50	0.55	
Sviluppata Par.	2.41	2.50	2.50	0.78	
Sviluppata	0.00	-2.41	-4.91	-7.41	-8.19
Progressiva	-4.20	-2.50	0.00	2.50	3.05
Dislivelli	0.00	-1.46	-1.67	-1.22	0.00

Sezione: 69  
 Progressiva: 700.000  
 Q. Progetto: 300.665

Scala H 1/200.00  
 Scala V 1/200.00

299.00



Quote	300.70	300.20	300.26	300.20	300.42
Parziali		2.50	2.50	0.88	
Sviluppata Par.		2.50	2.50	0.88	
Sviluppata	0.00	-2.60	-2.64	-5.14	-5.40
Progressiva	-2.60	-2.50	0.00	2.50	2.68
Dislivelli	0.00	-0.10	-0.40	-0.24	0.00



**SEZIONI TRASVERSALI**  
**Profilo longitudinale tratto 47-48**  
**Viabilità di impianto - By pass A**

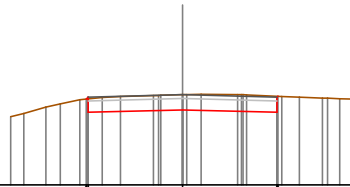
**DISEGNI DI RIFERIMENTO**

TAVOLA	DESCRIZIONE
WGG-TC8	Viabilità e piazzole - Planimetria di progetto-Fase di cantiere
WGG-TC11-h	Profili longitudinali viabilità di impianto

Sezione: 1  
 Progressiva: 0.000  
 Q. Progetto: 247.384

Scala H 1/200.00  
 Scala V 1/200.00

245.00

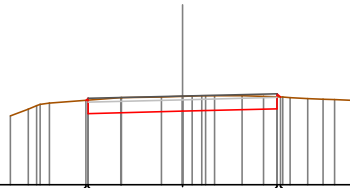


Quote	247.27 246.92	246.98	246.92 247.35
Parziali	2.50	2.50	
Sviluppata Par.	2.50	2.50	
Sviluppata	0.00 0.07	2.57	5.07 5.11
Progressiva	-0.00 -2.55 -2.50	0.00	2.50 2.52
Dislivelli	0.05	-0.40	-0.42 0.00

Sezione: 2  
 Progressiva: 2.504  
 Q. Progetto: 247.344

Scala H 1/200.00  
 Scala V 1/200.00

245.00

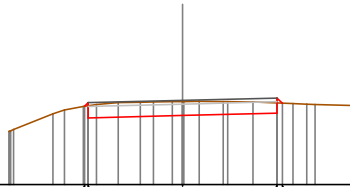


Quote	247.23 246.98	246.94	247.01 247.32
Parziali	2.50	2.50	
Sviluppata Par.	2.50	2.50	
Sviluppata	0.00 0.08	2.58	5.08 5.20
Progressiva	-0.00 -2.55 -2.50	0.00	2.50 2.59
Dislivelli	0.05	-0.39	-0.31 -0.00

Sezione: 3  
 Progressiva: 10.000  
 Q. Progetto: 247.224

Scala H 1/200.00  
 Scala V 1/200.00

245.00

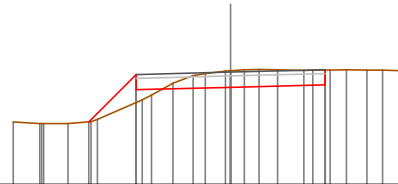


Quote	247.07 246.76	246.82	246.89 247.15
Parziali	2.50	2.50	
Sviluppata Par.	2.50	2.50	
Sviluppata	0.00 0.13	2.63	5.13 5.33
Progressiva	0.00 -2.59 -2.50	0.00	2.50 2.64
Dislivelli	0.08	-0.37	-0.27 0.00

Sezione: 4  
 Progressiva: 20.000  
 Q. Progetto: 246.964

Scala H 1/200.00  
 Scala V 1/200.00

244.00

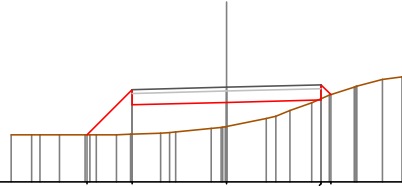


Quote	246.65 246.50	246.56	246.63
Parziali	1.25	2.50	2.50
Sviluppata Par.	1.77	2.50	2.50
Sviluppata	0.00 1.77	4.27	6.77
Progressiva	-0.00 -3.75 -2.50	0.00	2.50
Dislivelli	0.74	-0.44	-0.39

Sezione: 5  
 Progressiva: 30.000  
 Q. Progetto: 246.503

Scala H 1/200.00  
 Scala V 1/200.00

244.00

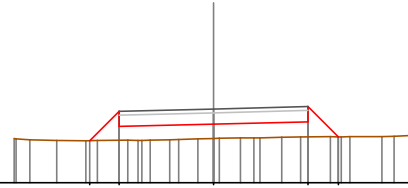


Quote		246.524	246.604	246.610	246.617	246.631
Parziali		1.20	2.50	2.50	0.36	
Sviluppata Par.		1.69	2.50	2.50	0.36	
Sviluppata		0.00 + 3.70 + 0.00	1.69	4.19	6.69	7.06
Progressiva		-0.00 + 3.70 + 0.00	-2.50 + 1.69	0.00 + 4.19	2.50 + 6.69	2.76 + 7.06
Dislivelli		0.00	-1.18	-0.64	-0.04	0.00

Sezione: 6  
 Progressiva: 39.398  
 Q. Progetto: 245.949

Scala H 1/200.00  
 Scala V 1/200.00

244.00

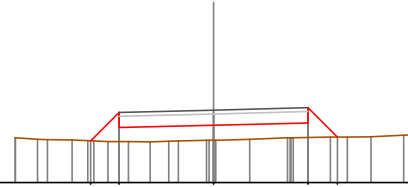


Quote		245.11	245.49	245.55	245.61	245.21
Parziali		0.78	2.50	2.50	0.80	
Sviluppata Par.		1.10	2.50	2.50	1.13	
Sviluppata		0.00 + 3.28 + 0.00	1.10	3.60	6.10	7.23
Progressiva		-0.00 + 3.28 + 0.00	-2.50 + 1.10	0.00 + 3.60	2.50 + 6.10	3.30 + 7.23
Dislivelli		0.00	-0.77	-0.38	-0.40	-0.00

Sezione: 7  
 Progressiva: 40.000  
 Q. Progetto: 245.913

Scala H 1/200.00  
 Scala V 1/200.00

244.00

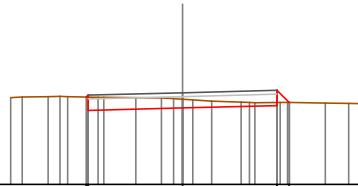


Quote		245.10	245.45	245.51	245.58	245.20
Parziali		0.75	2.50	2.50	0.78	
Sviluppata Par.		1.06	2.50	2.50	1.10	
Sviluppata		0.00 + 3.25 + 0.00	1.06	3.56	6.06	7.16
Progressiva		-0.00 + 3.25 + 0.00	-2.50 + 1.06	0.00 + 3.56	2.50 + 6.06	3.28 + 7.16
Dislivelli		0.00	-0.77	-0.40	-0.39	-0.00

Sezione: 8  
 Progressiva: 50.000  
 Q. Progetto: 245.418

Scala H 1/200.00  
 Scala V 1/200.00

243.00

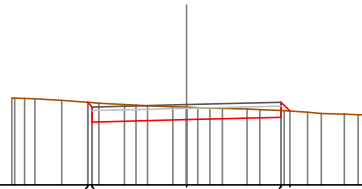


Quote		245.31	245.58	245.02	245.08	245.10
Parziali			2.50	2.50	0.32	
Sviluppata Par.			2.50	2.50	0.45	
Sviluppata		0.00 + 2.55 + 0.00	0.07	2.57	5.07	5.53
Progressiva		-0.00 + 2.55 + 0.00	-2.50 + 0.07	0.00 + 2.57	2.50 + 5.07	2.82 + 5.53
Dislivelli		0.00	-0.05	-0.23	-0.08	-0.00

Sezione: 9  
 Progressiva: 60.000  
 Q. Progetto: 245.124

Scala H 1/200.00  
 Scala V 1/200.00

243.00

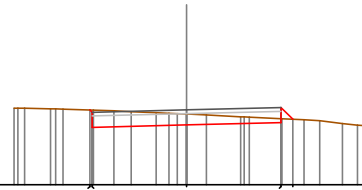


Quote	245.18 244.66	244.72	244.79 244.95
Parziali	2.50	2.50	0.35
Sviluppata Par.	2.50	2.50	0.35
Sviluppata	0.00 0.17	2.67	5.17 5.50
Progressiva	0.00 -2.62 -2.50	0.00	2.50 2.73
Dislivelli	0.00 -0.11	-0.33	-0.18 -0.00

Sezione: 10  
 Progressiva: 70.000  
 Q. Progetto: 244.979

Scala H 1/200.00  
 Scala V 1/200.00

243.00

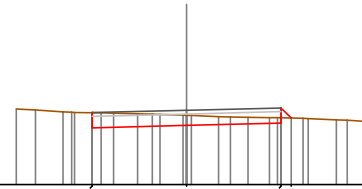


Quote	244.98 244.52	244.58	244.64 244.73
Parziali	2.50	2.50	0.31
Sviluppata Par.	2.50	2.50	0.43
Sviluppata	0.00 0.09	2.59	5.09 5.52
Progressiva	0.00 -2.56 -2.50	0.00	2.50 2.81
Dislivelli	0.00 -0.06	-0.29	-0.11 -0.00

Sezione: 11  
 Progressiva: 76.291  
 Q. Progetto: 244.963

Scala H 1/200.00  
 Scala V 1/200.00

243.00

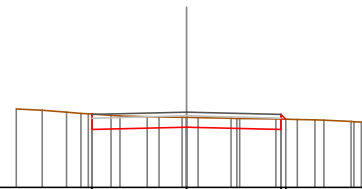


Quote	244.50	244.56	244.63 244.76
Parziali	2.50	2.50	0.27
Sviluppata Par.	2.50	2.50	0.38
Sviluppata	0.00	2.50	5.00 5.38
Progressiva	-2.50	0.00	2.50 2.77
Dislivelli	0.00	-0.27	-0.14 -0.00

Sezione: 12  
 Progressiva: 80.000  
 Q. Progetto: 244.990

Scala H 1/200.00  
 Scala V 1/200.00

243.00

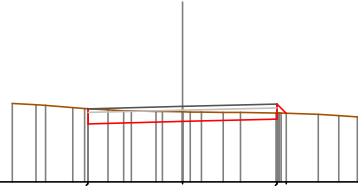


Quote	244.53	244.59	244.63 244.80
Parziali	2.50	2.50	
Sviluppata Par.	2.50	2.50	
Sviluppata	0.00	2.50	5.00 5.18
Progressiva	-2.51	0.00	2.50 2.62
Dislivelli	0.00	-0.26	-0.28 0.00

Sezione: 13  
 Progressiva: 80.611  
 Q. Progetto: 244.997

Scala H 1/200.00  
 Scala V 1/200.00

243.00

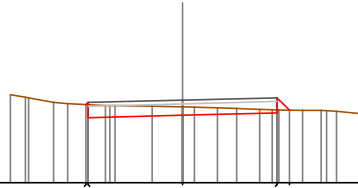


Quote		244.99	244.90	244.06	244.01
Parziali		2.50	2.50	0.35	
Sviluppata Par.		2.50	2.50	0.35	
Sviluppata		0.00	2.50	5.00	5.35
Progressiva		2.50	0.00	2.50	2.75
Dislivelli		0.00	-0.26	-0.16	0.00

Sezione: 14  
 Progressiva: 90.000  
 Q. Progetto: 245.183

Scala H 1/200.00  
 Scala V 1/200.00

243.00

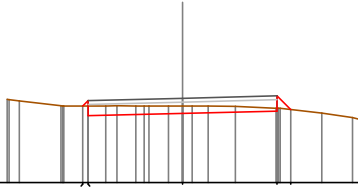


Quote		245.07	244.72	244.78	244.85	244.82
Parziali		2.50	2.50	0.33		
Sviluppata Par.		2.50	2.50	0.46		
Sviluppata		0.00	0.08	2.58	5.08	5.54
Progressiva		2.56	2.50	0.00	2.50	2.83
Dislivelli		0.00	0.06	-0.22	-0.08	0.00

Sezione: 15  
 Progressiva: 91.859  
 Q. Progetto: 245.226

Scala H 1/200.00  
 Scala V 1/200.00

243.00

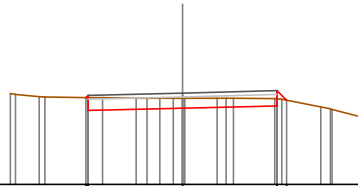


Quote		245.02	244.76	244.83	244.89	244.93
Parziali		2.50	2.50	0.36		
Sviluppata Par.		2.50	2.50	0.51		
Sviluppata		0.00	0.20	2.70	5.20	5.71
Progressiva		2.64	2.50	0.00	2.50	2.86
Dislivelli		0.00	0.14	-0.20	-0.07	0.00

Sezione: 16  
 Progressiva: 100.000  
 Q. Progetto: 245.411

Scala H 1/200.00  
 Scala V 1/200.00

243.00

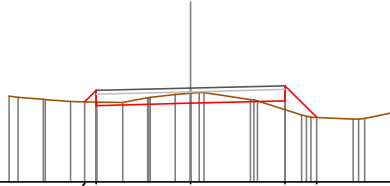


Quote		245.29	244.85	244.01	244.07	244.23
Parziali		2.50	2.50	0.35		
Sviluppata Par.		2.50	2.50	0.35		
Sviluppata		0.00	0.08	2.58	5.08	5.43
Progressiva		2.56	2.50	0.00	2.50	2.75
Dislivelli		0.00	0.06	-0.26	-0.19	0.00

Sezione: 17  
 Progressiva: 103.108  
 Q. Progetto: 245.481

Scala H 1/200.00  
 Scala V 1/200.00

243.00

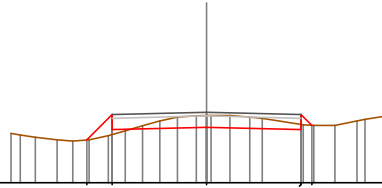


Quote		245.12	245.02	245.08	245.14	244.71
Parziali		0.30	2.50	2.50	0.84	
Sviluppata Par.		0.43	2.50	2.50	1.18	
Sviluppata		0.00	0.43	2.93	5.43	6.61
Progressiva		2.80	2.50	0.00	2.50	3.34
Dislivelli		0.00	-0.31	-0.26	0.23	0.00

Sezione: 18  
 Progressiva: 120.000  
 Q. Progetto: 245.865

Scala H 1/200.00  
 Scala V 1/200.00

244.00

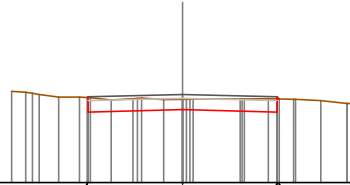


Quote		245.13	245.40	245.46	245.40	245.32
Parziali		0.67	2.50	2.50	0.26	
Sviluppata Par.		0.95	2.50	2.50	0.41	
Sviluppata		0.00	0.95	3.45	5.95	6.35
Progressiva		3.17	2.50	0.00	2.50	2.79
Dislivelli		0.00	-0.53	-0.31	-0.14	-0.00

Sezione: 19  
 Progressiva: 140.000  
 Q. Progetto: 246.325

Scala H 1/200.00  
 Scala V 1/200.00

244.00

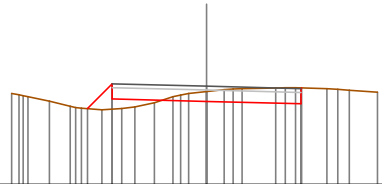


Quote		246.06	246.03	246.06	246.21
Parziali			2.50	2.50	
Sviluppata Par.			2.50	2.50	
Sviluppata		0.00	2.50	5.00	5.08
Progressiva		2.52	0.00	2.50	2.55
Dislivelli		0.00	-0.27	-0.35	-0.00

Sezione: 20  
 Progressiva: 148.703  
 Q. Progetto: 246.591

Scala H 1/200.00  
 Scala V 1/200.00

244.00

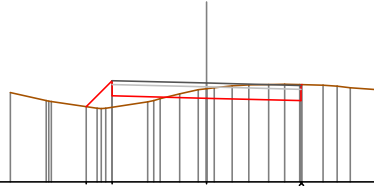


Quote		246.00	246.25	246.19	246.13
Parziali		0.65	2.50	2.50	
Sviluppata Par.		0.92	2.50	2.50	
Sviluppata		0.00	0.92	3.42	5.93
Progressiva		3.15	2.50	0.00	2.50
Dislivelli		0.00	-0.67	-0.26	-0.42

Sezione: 21  
 Progressiva: 149.404  
 Q. Progetto: 246.613

Scala H 1/200.00  
 Scala V 1/200.00

244.00

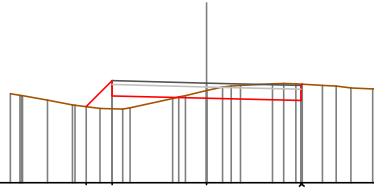


Quote	246.99	246.28	246.21	246.15	246.57
Parziali	0.69	2.50	2.50		
Sviluppata Par.	0.97	2.50	2.50		
Sviluppata	-0.00	-3.19	0.00	-3.47	-5.97
Progressiva	-0.70	-2.50	0.97	2.50	2.52
Dislivelli				0.00	6.00

Sezione: 22  
 Progressiva: 150.105  
 Q. Progetto: 246.634

Scala H 1/200.00  
 Scala V 1/200.00

244.00

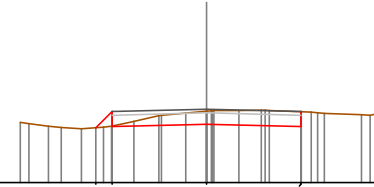


Quote	246.01	246.30	246.23	246.17	246.59
Parziali	0.69	2.50	2.50		
Sviluppata Par.	0.97	2.50	2.50		
Sviluppata	-0.00	-3.19	0.00	-3.47	-5.97
Progressiva	-0.74	-2.50	0.97	2.50	2.53
Dislivelli				0.00	6.02

Sezione: 23  
 Progressiva: 160.000  
 Q. Progetto: 246.939

Scala H 1/200.00  
 Scala V 1/200.00

245.00

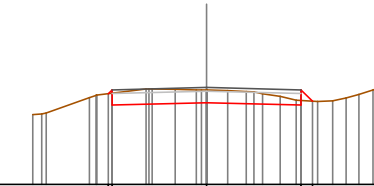


Quote	246.65	246.48	246.54	246.48
Parziali	0.43	2.50	2.50	
Sviluppata Par.	0.61	2.50	2.50	
Sviluppata	-0.00	-2.83	0.00	-3.11
Progressiva	-0.39	-2.50	0.61	2.50
Dislivelli				0.00

Sezione: 24  
 Progressiva: 180.000  
 Q. Progetto: 247.559

Scala H 1/200.00  
 Scala V 1/200.00

245.00

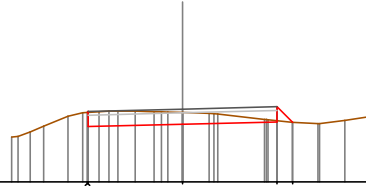


Quote	247.39	247.10	247.16	247.10	247.20
Parziali		2.50	2.50	0.30	
Sviluppata Par.		2.50	2.50	0.42	
Sviluppata	0.00	-2.60	0.00	-2.64	-5.15
Progressiva	-0.09	-2.50	0.14	2.50	2.80
Dislivelli				0.00	5.57

Sezione: 25  
 Progressiva: 188.636  
 Q. Progetto: 247.925

Scala H 1/200.00  
 Scala V 1/200.00

246.00

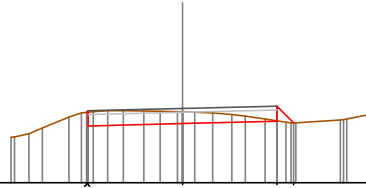


Quote	247.94 247.96	247.93	247.99 247.98
Parziali	2.50	2.50	0.41
Sviluppata Par.	2.50	2.50	0.58
Sviluppata	0.00 0.03	-2.54	5.04 5.62
Progressiva	-2.52 -2.50	0.00	2.50 2.91
Dislivelli	-0.00 0.02	-0.31	-0.03 0.00

Sezione: 26  
 Progressiva: 189.404  
 Q. Progetto: 247.962

Scala H 1/200.00  
 Scala V 1/200.00

246.00

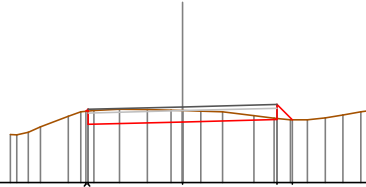


Quote	247.96 247.95	247.95	247.92 247.98
Parziali	2.50	2.50	0.44
Sviluppata Par.	2.50	2.50	0.62
Sviluppata	0.00 0.06	-2.56	5.06 5.68
Progressiva	-2.54 -2.50	0.00	2.50 2.94
Dislivelli	0.00 0.04	-0.31	-0.01 -0.00

Sezione: 27  
 Progressiva: 190.172  
 Q. Progetto: 247.999

Scala H 1/200.00  
 Scala V 1/200.00

246.00

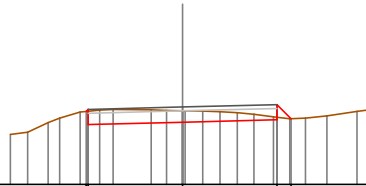


Quote	247.98 247.94	247.90	247.96 247.98
Parziali	2.50	2.50	0.41
Sviluppata Par.	2.50	2.50	0.57
Sviluppata	0.00 0.08	-2.58	5.08 5.65
Progressiva	-2.55 -2.50	0.00	2.50 2.91
Dislivelli	0.00 0.05	-0.30	-0.03 -0.00

Sezione: 28  
 Progressiva: 191.039  
 Q. Progetto: 248.041

Scala H 1/200.00  
 Scala V 1/200.00

246.00



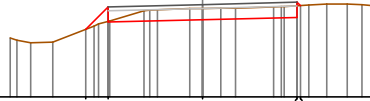
Quote	247.95 247.98	247.94	247.97 247.73
Parziali	2.50	2.50	0.37
Sviluppata Par.	2.50	2.50	0.53
Sviluppata	0.00 0.07	-2.57	5.07 5.60
Progressiva	-2.55 -2.50	0.00	2.50 2.87
Dislivelli	0.00 0.05	-0.31	-0.07 -0.00



Sezione: 29  
 Progressiva: 200.000  
 Q. Progetto: 248.441

Scala H 1/200.00  
 Scala V 1/200.00

246.00

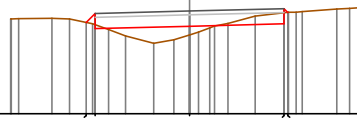


Quote	247.79	247.98	248.04	248.10	248.42
Parziali	0.59	2.50	2.50		
Sviluppata Par.	0.84	2.50	2.50		
Sviluppata	0.00	0.84	3.34	5.84	5.96
Progressiva	-3.09	-2.50	0.00	2.50	2.59
Dislivelli	0.00	0.38	-0.30	-0.31	-0.00

Sezione: 30  
 Progressiva: 210.000  
 Q. Progetto: 248.714

Scala H 1/200.00  
 Scala V 1/200.00

246.00

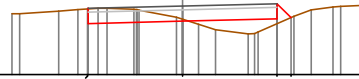


Quote	248.42	248.25	248.31	248.38	248.68
Parziali	0.32	2.50	2.50		
Sviluppata Par.	0.33	2.50	2.50		
Sviluppata	0.00	0.33	2.83	5.33	5.47
Progressiva	-2.74	-2.50	0.00	2.50	2.60
Dislivelli	0.00	0.29	0.23	-0.29	0.00

Sezione: 31  
 Progressiva: 214.721  
 Q. Progetto: 248.810

Scala H 1/200.00  
 Scala V 1/200.00

247.00



Quote	246.35	246.41	246.47	246.50
Parziali		2.50	2.50	0.37
Sviluppata Par.		2.50	2.50	0.52
Sviluppata	0.00	2.50	5.00	5.53
Progressiva	-2.52	0.00	2.50	2.87
Dislivelli	0.00	-0.05	-0.13	-0.00

Sezione: 32  
 Progressiva: 220.000  
 Q. Progetto: 248.918

Scala H 1/200.00  
 Scala V 1/200.00

247.00

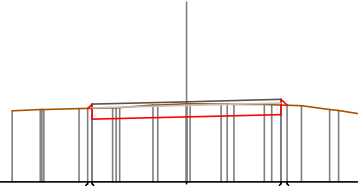


Quote	246.46	246.52	246.58	246.54
Parziali		2.50	2.50	0.44
Sviluppata Par.		2.50	2.50	0.62
Sviluppata	0.00	2.50	5.00	5.62
Progressiva	-2.52	0.00	2.50	2.94
Dislivelli	-0.00	-0.40	-0.04	-0.00

Sezione: 33  
 Progressiva: 230.000  
 Q. Progetto: 249.120

Scala H 1/200.00  
 Scala V 1/200.00

247.00

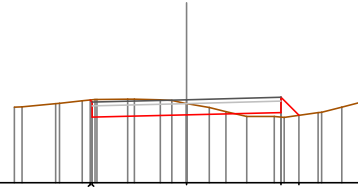


Quote	248.94	248.96	248.72	248.78	248.03
Parziali		2.50	2.50		
Sviluppata Par.		2.50	2.50		
Sviluppata	0.00	0.00	2.66	5.17	5.38
Progressiva	-2.62	-2.50	0.00	2.50	2.65
Dislivelli	0.00	0.11	-0.34	-0.25	-0.00

Sezione: 34  
 Progressiva: 238.402  
 Q. Progetto: 249.194

Scala H 1/200.00  
 Scala V 1/200.00

247.00

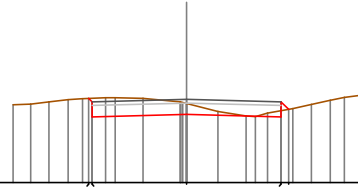


Quote	248.18	248.73	248.79	248.86	248.78
Parziali		2.50	2.50	0.47	
Sviluppata Par.		2.50	2.50	0.67	
Sviluppata	0.00	0.00	2.57	5.08	5.74
Progressiva	-2.55	-2.50	0.00	2.50	2.97
Dislivelli	-0.00	-0.06	-0.30	-0.12	0.00

Sezione: 35  
 Progressiva: 240.000  
 Q. Progetto: 249.197

Scala H 1/200.00  
 Scala V 1/200.00

247.00

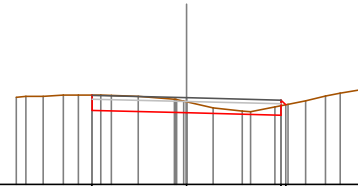


Quote	248.22	248.73	248.80	248.73	248.85
Parziali		2.50	2.50		
Sviluppata Par.		2.50	2.50		
Sviluppata	0.00	0.00	2.63	5.13	5.41
Progressiva	-2.59	-2.50	0.00	2.50	2.70
Dislivelli	0.00	-0.09	-0.29	-0.16	-0.00

Sezione: 36  
 Progressiva: 252.871  
 Q. Progetto: 249.288

Scala H 1/200.00  
 Scala V 1/200.00

247.00

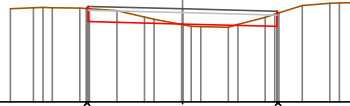


Quote	248.95	248.89	248.83	248.10
Parziali		2.50	2.50	
Sviluppata Par.		2.50	2.50	
Sviluppata	0.00	0.00	2.50	5.00
Progressiva	-2.51	0.00	2.50	2.62
Dislivelli	0.00	-0.29	-0.25	-0.00

Sezione: 37  
 Progressiva: 260.000  
 Q. Progetto: 249.460

Scala H 1/200.00  
 Scala V 1/200.00

247.00

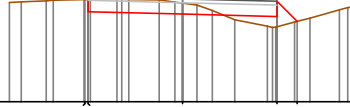


Quote	249.47 249.12	249.06	249.00 249.05
Parziali	2.50	2.50	
Sviluppata Par.	2.50	2.50	
Sviluppata	0.00 0.07	2.58	5.08 5.14
Progressiva	-2.55 -2.50	0.00	2.50 2.55
Dislivelli	0.00 0.06	0.02	-0.34 0.00

Sezione: 38  
 Progressiva: 269.158  
 Q. Progetto: 249.717

Scala H 1/200.00  
 Scala V 1/200.00

247.00

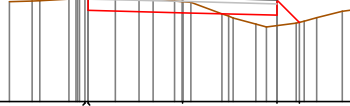


Quote	249.70 249.35	249.32	249.25 249.12
Parziali	2.50	2.50	0.53
Sviluppata Par.	2.50	2.50	0.75
Sviluppata	0.00 0.11	2.61	5.11 5.86
Progressiva	-2.58 -2.50	0.00	2.50 3.03
Dislivelli	0.00 0.08	-0.29	-0.27 -0.00

Sezione: 39  
 Progressiva: 270.000  
 Q. Progetto: 249.746

Scala H 1/200.00  
 Scala V 1/200.00

247.00

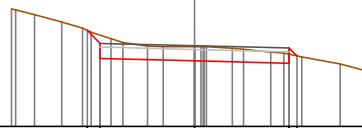


Quote	249.73 249.41	249.35	249.28 249.09
Parziali	2.50	2.50	0.59
Sviluppata Par.	2.50	2.50	0.84
Sviluppata	0.00 0.12	2.62	5.12 5.96
Progressiva	-2.58 -2.50	0.00	2.50 3.09
Dislivelli	-0.00 0.08	-0.29	-0.28 -0.00

Sezione: 40  
 Progressiva: 280.000  
 Q. Progetto: 250.130

Scala H 1/200.00  
 Scala V 1/200.00

248.00

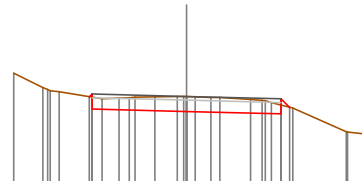


Quote	250.33 249.79	249.73	249.67 249.98
Parziali	0.34	2.50	2.50
Sviluppata Par.	0.68	2.50	2.50
Sviluppata	0.00 0.48	2.98	5.48 5.78
Progressiva	-2.84 -2.50	0.00	2.50 2.71
Dislivelli	0.00 -0.22	-0.37	-0.23 0.00

Sezione: 41  
 Progressiva: 285.445  
 Q. Progetto: 250.340

Scala H 1/200.00  
 Scala V 1/200.00

248.00

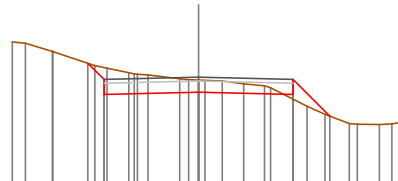


Quote	250.33 250.00	249.94	249.88 250.05
Parziali	2.50	2.50	0.35
Sviluppata Par.	2.50	2.50	0.35
Sviluppata	0.00 0.10	+ 2.60	+ 5.10 5.42
Progressiva	-2.57 -2.50	0.00	+ 2.50 + 2.73
Dislivelli	0.00 0.08	-0.39	-0.23 0.00

Sezione: 42  
 Progressiva: 300.000  
 Q. Progetto: 250.845

Scala H 1/200.00  
 Scala V 1/200.00

248.00

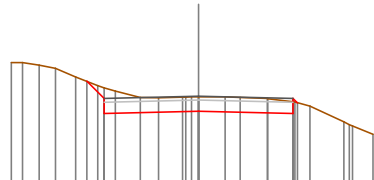


Quote	251.21 250.38	250.45	250.38 249.81
Parziali	0.43	2.50	2.50 0.97
Sviluppata Par.	0.61	2.50	2.50 1.38
Sviluppata	0.00 0.61	+ 3.11	+ 5.61 + 6.98
Progressiva	-2.93 -2.50	0.00	+ 2.50 + 3.47
Dislivelli	0.00 -0.31	-0.32	-0.12 -0.00

Sezione: 43  
 Progressiva: 320.000  
 Q. Progetto: 251.336

Scala H 1/200.00  
 Scala V 1/200.00

249.00

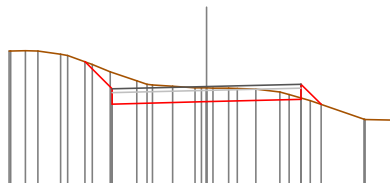


Quote	251.73 250.87	250.94	250.87 251.16
Parziali	0.46	2.50	2.50
Sviluppata Par.	0.64	2.50	2.50
Sviluppata	0.00 0.64	+ 3.14	+ 5.65 5.81
Progressiva	-2.96 -2.50	0.00	+ 2.50 + 2.61
Dislivelli	0.00 -0.28	-0.38	-0.31 -0.00

Sezione: 44  
 Progressiva: 335.907  
 Q. Progetto: 251.662

Scala H 1/200.00  
 Scala V 1/200.00

249.00

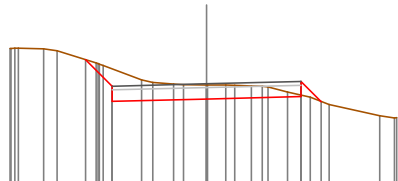


Quote	252.32 251.00	251.36	251.32 251.19
Parziali	0.72	2.50	2.50 0.53
Sviluppata Par.	1.02	2.50	2.50 0.75
Sviluppata	0.00 1.02	+ 3.52	+ 6.02 + 6.77
Progressiva	-3.22 -2.50	0.00	+ 2.50 + 3.03
Dislivelli	0.00 -0.44	-0.36	-0.04 0.00

Sezione: 45  
 Progressiva: 336.460  
 Q. Progetto: 251.673

Scala H 1/200.00  
 Scala V 1/200.00

249.00

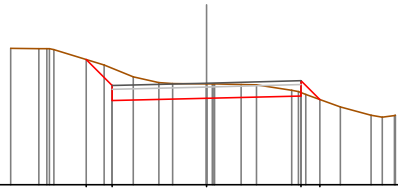


Quote		251.21	251.27	251.34	251.21
Parziali		0.70	2.50	2.50	0.53
Sviluppata Par.		0.99	2.50	2.50	0.75
Sviluppata		-0.00 + 3.20 + 0.00		-0.37 + 0.00 + 3.49	
Progressiva		-0.46 + 2.50 + 0.99		-0.04 + 2.50 + 6.00	
Dislivelli		-0.00	-0.46	-0.37	-0.04

Sezione: 46  
 Progressiva: 337.013  
 Q. Progetto: 251.685

Scala H 1/200.00  
 Scala V 1/200.00

249.00

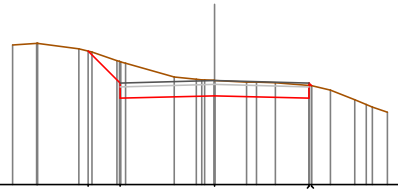


Quote		251.22	251.28	251.35	251.25
Parziali		0.68	2.50	2.50	0.50
Sviluppata Par.		0.97	2.50	2.50	0.70
Sviluppata		-0.00 + 3.18 + 0.00		-0.38 + 0.00 + 3.47	
Progressiva		-0.45 + 2.50 + 0.97		-0.09 + 2.50 + 5.97	
Dislivelli		-0.00	-0.45	-0.38	-0.09

Sezione: 47  
 Progressiva: 340.000  
 Q. Progetto: 251.746

Scala H 1/200.00  
 Scala V 1/200.00

249.00

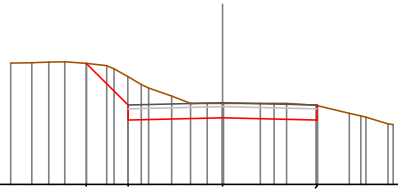


Quote		251.28	251.35	251.42	251.32
Parziali		0.84	2.50	2.50	
Sviluppata Par.		1.19	2.50	2.50	
Sviluppata		-0.00 + 3.34 + 0.00		-0.41 + 0.00 + 3.69	
Progressiva		-0.56 + 2.50 + 1.19		-0.34 + 2.50 + 6.19	
Dislivelli		-0.00	-0.56	-0.41	-0.34

Sezione: 48  
 Progressiva: 360.000  
 Q. Progetto: 252.156

Scala H 1/200.00  
 Scala V 1/200.00

250.00

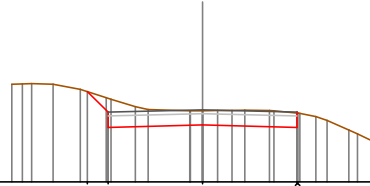


Quote		251.69	251.76	251.83	251.69
Parziali		1.10	2.50	2.50	
Sviluppata Par.		1.56	2.50	2.50	
Sviluppata		-0.00 + 3.60 + 0.00		-0.38 + 0.00 + 4.06	
Progressiva		-0.75 + 2.50 + 1.56		-0.39 + 2.50 + 6.56	
Dislivelli		-0.00	-0.75	-0.38	-0.39

Sezione: 49  
 Progressiva: 380.000  
 Q. Progetto: 252.906

Scala H 1/200.00  
 Scala V 1/200.00

251.00

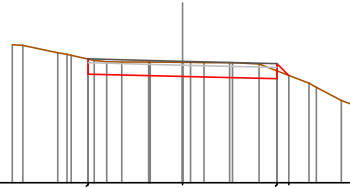


Quote	251.39	252.44	252.51	252.44	252.62
Parziali	0.55	2.50	2.50		
Sviluppata Par.	0.77	2.50	2.50		
Sviluppata	0.00	0.77	3.27	5.78	5.81
Progressiva	-3.05	-2.50	0.00	2.50	2.52
Dislivelli	0.00	-0.37	-0.37	-0.38	-0.00

Sezione: 50  
 Progressiva: 385.265  
 Q. Progetto: 253.210

Scala H 1/200.00  
 Scala V 1/200.00

250.00

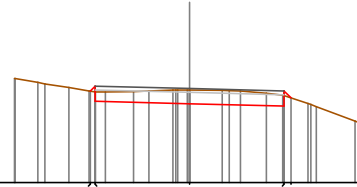


Quote	252.87	252.81	252.76	252.84
Parziali		2.50	2.50	0.31
Sviluppata Par.		2.50	2.50	0.44
Sviluppata	0.00	2.50	5.00	5.44
Progressiva	2.50	0.00	2.50	2.81
Dislivelli	0.00	-0.37	-0.21	-0.00

Sezione: 51  
 Progressiva: 390.000  
 Q. Progetto: 253.483

Scala H 1/200.00  
 Scala V 1/200.00

251.00

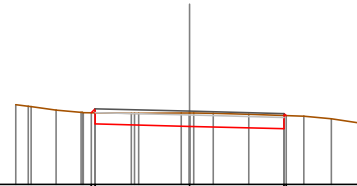


Quote	253.42	253.15	253.08	253.02	253.24
Parziali		2.50	2.50		
Sviluppata Par.		2.50	2.50		
Sviluppata	0.00	0.18	2.68	5.18	5.44
Progressiva	-2.63	-2.50	0.00	2.50	2.68
Dislivelli	0.00	-0.15	-0.36	-0.28	-0.00

Sezione: 52  
 Progressiva: 397.849  
 Q. Progetto: 253.931

Scala H 1/200.00  
 Scala V 1/200.00

252.00

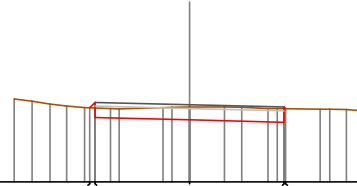


Quote	253.89	253.59	253.53	253.47	253.61
Parziali		2.50	2.50		
Sviluppata Par.		2.50	2.50		
Sviluppata	0.00	0.14	2.64	5.14	5.22
Progressiva	-2.60	-2.50	0.00	2.50	2.55
Dislivelli	0.00	-0.10	-0.35	-0.35	-0.00

Sezione: 53  
 Progressiva: 400.000  
 Q. Progetto: 254.041

Scala H 1/200.00  
 Scala V 1/200.00

252.00

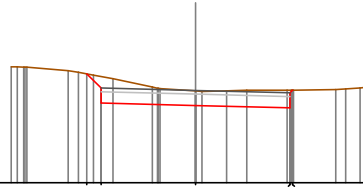


Quote	253.96 253.70	253.94	253.96 253.94
Parziali	2.50	2.50	
Sviluppata Par.	2.50	2.50	
Sviluppata	0.00 0.20	2.70	5.20 5.26
Progressiva	-0.00 -2.64 -2.50	0.00	2.50 2.54
Dislivelli	-0.00 0.15	-0.34	-0.36 0.00

Sezione: 54  
 Progressiva: 410.000  
 Q. Progetto: 254.441

Scala H 1/200.00  
 Scala V 1/200.00

252.00

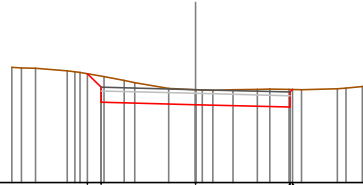


Quote	254.88 254.10	254.04	253.98 254.45
Parziali	0.38	2.50	2.50
Sviluppata Par.	0.53	2.50	2.50
Sviluppata	0.00 0.53	3.03	5.53 5.63
Progressiva	-0.00 -2.88 -2.50	0.00	2.50 2.57
Dislivelli	-0.00 -0.31	-0.38	-0.47 0.00

Sezione: 55  
 Progressiva: 410.433  
 Q. Progetto: 254.456

Scala H 1/200.00  
 Scala V 1/200.00

252.00

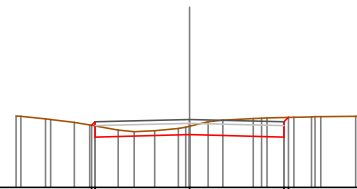


Quote	254.88 254.12	254.00	253.98 254.45
Parziali	0.36	2.50	2.50
Sviluppata Par.	0.51	2.50	2.50
Sviluppata	0.00 0.51	3.01	5.51 5.60
Progressiva	-0.00 -2.86 -2.50	0.00	2.50 2.56
Dislivelli	-0.00 -0.30	-0.40	-0.46 0.00

Sezione: 56  
 Progressiva: 420.000  
 Q. Progetto: 254.791

Scala H 1/200.00  
 Scala V 1/200.00

253.00

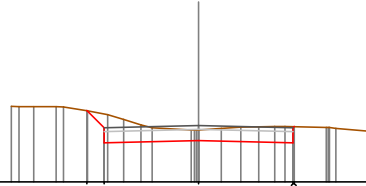


Quote	254.64 254.33	254.39	254.33 254.85
Parziali	2.50	2.50	
Sviluppata Par.	2.50	2.50	
Sviluppata	0.00 0.13	2.63	5.13 5.30
Progressiva	-0.00 -2.59 -2.50	0.00	2.50 2.62
Dislivelli	0.00 0.11	-0.22	-0.51 -0.00

Sezione: 57  
 Progressiva: 440.000  
 Q. Progetto: 255.493

Scala H 1/200.00  
 Scala V 1/200.00

254.00

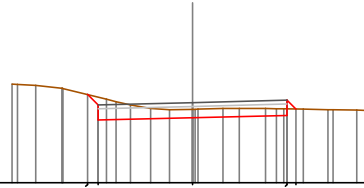


Quote		255.88 255.00	255.09	255.03 254.44
Parziali		0.45	2.50	2.50
Sviluppata Par.		0.64	2.50	2.50
Sviluppata		0.00 -0.37	0.00 +2.50	3.14 5.64 5.69
Progressiva		-2.95	0.00	2.50
Dislivelli		-0.37	-0.28	0.00

Sezione: 58  
 Progressiva: 452.680  
 Q. Progetto: 256.117

Scala H 1/200.00  
 Scala V 1/200.00

254.00

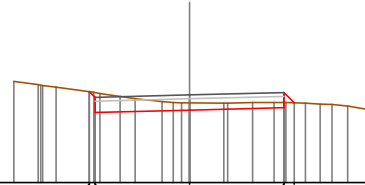


Quote		256.33 255.85	255.72	255.78 255.85
Parziali		0.28	2.50	2.50
Sviluppata Par.		0.35	2.50	2.50
Sviluppata		0.00 -0.21	0.39 -2.50	2.89 5.39 5.72
Progressiva		-2.78	0.00	2.50
Dislivelli		-0.21	-0.22	-0.17

Sezione: 59  
 Progressiva: 455.705  
 Q. Progetto: 256.314

Scala H 1/200.00  
 Scala V 1/200.00

254.00

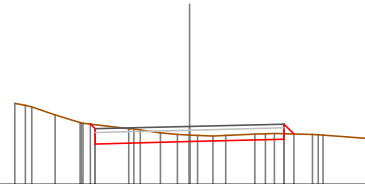


Quote		256.40 256.85	256.91	256.98 256.11
Parziali			2.50	2.50
Sviluppata Par.			2.50	2.50
Sviluppata		0.00 -0.12	0.21 -2.50	2.72 5.22 5.60
Progressiva		-2.65	0.00	2.50
Dislivelli		-0.12	-0.19	-0.14

Sezione: 60  
 Progressiva: 458.729  
 Q. Progetto: 256.529

Scala H 1/200.00  
 Scala V 1/200.00

255.00



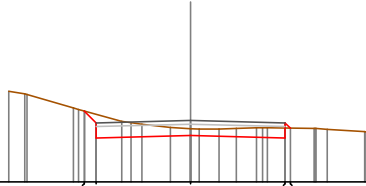
Quote		256.59 256.07	256.13	256.19 256.33
Parziali			2.50	2.50
Sviluppata Par.			2.50	2.50
Sviluppata		0.00 -0.11	0.18 -2.50	2.68 5.18 5.55
Progressiva		-2.63	0.00	2.50
Dislivelli		-0.11	-0.17	-0.14



Sezione: 61  
 Progressiva: 460.000  
 Q. Progetto: 256.624

Scala H 1/200.00  
 Scala V 1/200.00

255.00

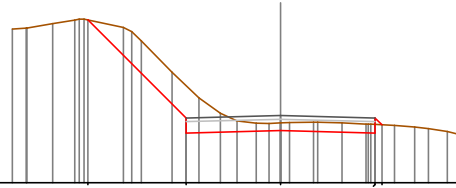


Quote		256.67	256.16	256.22	256.16	256.42
Parziali		0.31	2.50	2.50		
Sviluppata Par.		0.44	2.50	2.50		
Sviluppata		0.00	0.44	2.94	5.44	5.64
Progressiva		2.81	2.50	0.00	2.50	2.64
Dislivelli		0.00	-0.22	-0.18	-0.26	-0.00

Sezione: 62  
 Progressiva: 480.000  
 Q. Progetto: 257.775

Scala H 1/200.00  
 Scala V 1/200.00

256.00

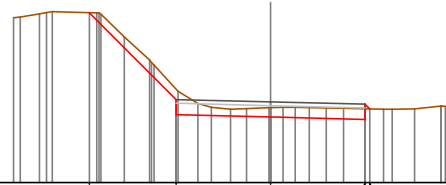


Quote		256.31	257.31	257.38	257.31	257.53
Parziali		2.59	2.50	2.50		
Sviluppata Par.		3.67	2.50	2.50		
Sviluppata		0.00	3.67	6.17	8.67	8.93
Progressiva		5.09	2.50	0.00	2.50	2.68
Dislivelli		0.00	-0.85	-0.21	-0.23	0.00

Sezione: 63  
 Progressiva: 487.199  
 Q. Progetto: 258.131

Scala H 1/200.00  
 Scala V 1/200.00

256.00

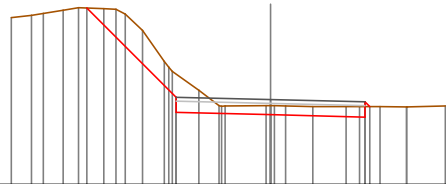


Quote		256.49	257.79	257.73	257.67	257.96
Parziali		2.30	2.50	2.50		
Sviluppata Par.		3.25	2.50	2.50		
Sviluppata		0.00	3.25	5.75	8.25	8.42
Progressiva		4.80	2.50	0.00	2.50	2.62
Dislivelli		0.00	-0.27	-0.25	-0.28	0.00

Sezione: 64  
 Progressiva: 489.371  
 Q. Progetto: 258.239

Scala H 1/200.00  
 Scala V 1/200.00

256.00

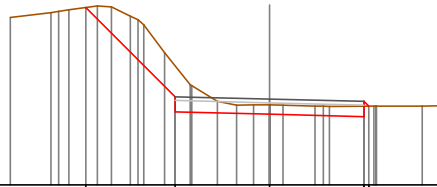


Quote		257.06	257.00	257.04	257.78	258.05
Parziali		2.36	2.50	2.50		
Sviluppata Par.		3.33	2.50	2.50		
Sviluppata		0.00	3.33	5.84	8.34	8.51
Progressiva		4.86	2.50	0.00	2.50	2.62
Dislivelli		0.00	-0.61	-0.24	-0.28	0.00

Sezione: 65  
 Progressiva: 490.000  
 Q. Progetto: 258.270

Scala H 1/200.00  
 Scala V 1/200.00

256.00

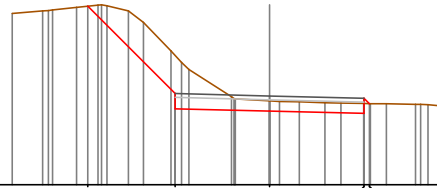


Quote		258.00	257.98	257.87	257.81	258.08
Parziali		2.36	2.50	2.50		
Sviluppata Par.		3.34	2.50	2.50		
Sviluppata		0.00	+ 3.34	+ 5.84	+ 8.34	+ 8.52
Progressiva		- 4.86	- 2.50	+ 0.00	+ 2.50	+ 2.63
Dislivelli		0.00	- 0.82	- 0.24	- 0.27	0.00

Sezione: 66  
 Progressiva: 491.544  
 Q. Progetto: 258.346

Scala H 1/200.00  
 Scala V 1/200.00

256.00

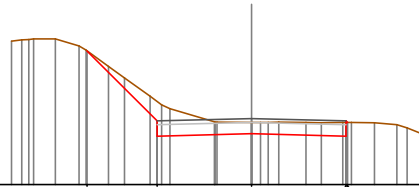


Quote		258.00	258.01	257.96	257.86	258.14
Parziali		2.31	2.50	2.50		
Sviluppata Par.		3.27	2.50	2.50		
Sviluppata		0.00	+ 3.27	+ 5.77	+ 8.27	+ 8.47
Progressiva		- 4.81	- 2.50	+ 0.00	+ 2.50	+ 2.64
Dislivelli		0.00	- 1.01	- 0.27	- 0.26	- 0.00

Sezione: 67  
 Progressiva: 500.000  
 Q. Progetto: 258.742

Scala H 1/200.00  
 Scala V 1/200.00

257.00

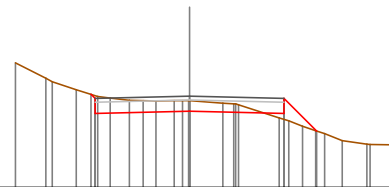


Quote		258.00	258.03	258.04	258.06	258.04
Parziali		1.85	2.50	2.50		
Sviluppata Par.		2.62	2.50	2.50		
Sviluppata		0.00	+ 2.62	+ 5.12	+ 7.62	+ 7.68
Progressiva		- 4.35	- 2.50	+ 0.00	+ 2.50	+ 2.54
Dislivelli		- 0.00	- 0.52	- 0.30	- 0.36	0.00

Sezione: 68  
 Progressiva: 520.000  
 Q. Progetto: 259.410

Scala H 1/200.00  
 Scala V 1/200.00

257.00

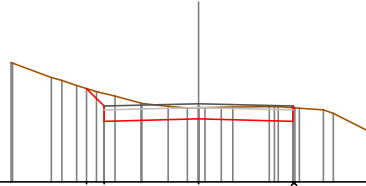


Quote		259.46	259.05	259.01	259.05	259.48
Parziali			2.50	2.50	0.86	
Sviluppata Par.			2.50	2.50	1.22	
Sviluppata		0.00	+ 0.15	+ 2.65	+ 5.15	+ 6.38
Progressiva		- 2.61	- 2.50	+ 0.00	+ 2.50	+ 3.36
Dislivelli		0.00	- 0.07	- 0.28	- 0.16	- 0.00

Sezione: 69  
 Progressiva: 540.000  
 Q. Progetto: 260.066

Scala H 1/200.00  
 Scala V 1/200.00

258.00

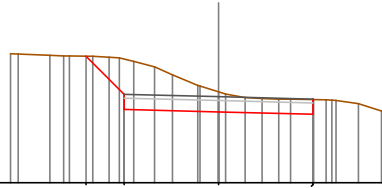


Quote	260.47 259.60		259.67	260.00 259.66
Parziali	0.46	2.50	2.50	
Sviluppata Par.	0.66	2.50	2.50	
Sviluppata	0.00 -2.96 -0.33	0.00 +0.66	-3.16	5.66 -0.35 0.00
Progressiva				2.50 +2.55
Dislivelli				

Sezione: 70  
 Progressiva: 546.512  
 Q. Progetto: 260.273

Scala H 1/200.00  
 Scala V 1/200.00

258.00

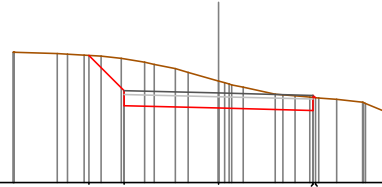


Quote	261.34 259.94		259.87	259.81
Parziali	1.01	2.50	2.50	
Sviluppata Par.	1.43	2.50	2.50	
Sviluppata	0.00 -3.51 -0.93	0.00 +1.43	-3.93	6.43 -0.39
Progressiva				2.50 +2.50
Dislivelli				

Sezione: 71  
 Progressiva: 549.556  
 Q. Progetto: 260.366

Scala H 1/200.00  
 Scala V 1/200.00

258.00

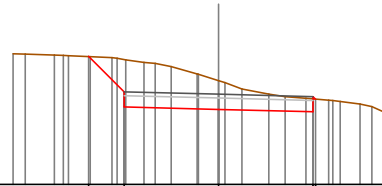


Quote	261.36 260.03		259.97	260.00 260.04
Parziali	0.93	2.50	2.50	
Sviluppata Par.	1.32	2.50	2.50	
Sviluppata	0.00 -3.43 -0.84	0.00 +1.32	-3.82	6.32 -0.34 0.00
Progressiva				2.50 +2.56
Dislivelli				

Sezione: 72  
 Progressiva: 550.000  
 Q. Progetto: 260.380

Scala H 1/200.00  
 Scala V 1/200.00

258.00

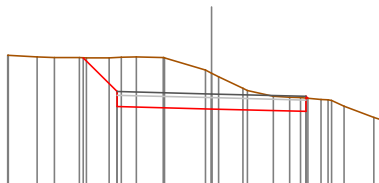


Quote	261.38 260.04		259.98	260.00 260.25
Parziali	0.94	2.50	2.50	
Sviluppata Par.	1.32	2.50	2.50	
Sviluppata	0.00 -3.44 -0.86	0.00 +1.32	-3.83	6.33 -0.34 0.00
Progressiva				2.50 +2.57
Dislivelli				

Sezione: 73  
 Progressiva: 552.600  
 Q. Progetto: 260.459

Scala H 1/200.00  
 Scala V 1/200.00

258.00

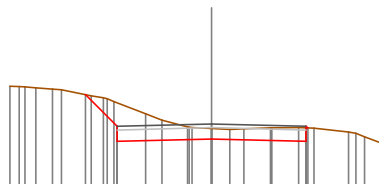


Quote	261.42	260.12	260.06	260.00	260.05
Parziali	0.89	2.50	2.50		
Sviluppata Par.	1.26	2.50	2.50		
Sviluppata	0.00	1.26	3.77	6.27	6.34
Progressiva	-3.39	-2.50	0.00	2.50	2.55
Dislivelli	-0.00	-0.90	-0.95	-0.95	0.00

Sezione: 74  
 Progressiva: 560.000  
 Q. Progetto: 260.687

Scala H 1/200.00  
 Scala V 1/200.00

259.00

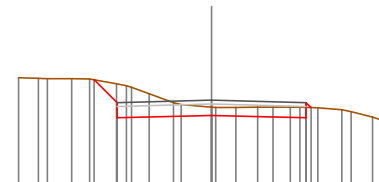


Quote	261.46	260.22	260.20	260.22	260.25
Parziali	0.84	2.50	2.50		
Sviluppata Par.	1.18	2.50	2.50		
Sviluppata	0.00	1.18	3.68	6.19	6.25
Progressiva	-3.34	-2.50	0.00	2.50	2.54
Dislivelli	-0.00	-0.62	-0.28	-0.36	0.00

Sezione: 75  
 Progressiva: 580.000  
 Q. Progetto: 261.280

Scala H 1/200.00  
 Scala V 1/200.00

259.00

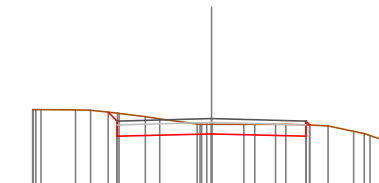


Quote	261.02	260.02	260.08	260.02	260.09
Parziali	0.61	2.50	2.50		
Sviluppata Par.	0.86	2.50	2.50		
Sviluppata	0.00	0.86	3.36	5.86	6.05
Progressiva	-3.11	-2.50	0.00	2.50	2.63
Dislivelli	-0.00	-0.50	-0.22	-0.27	-0.00

Sezione: 76  
 Progressiva: 600.000  
 Q. Progetto: 261.813

Scala H 1/200.00  
 Scala V 1/200.00

260.00

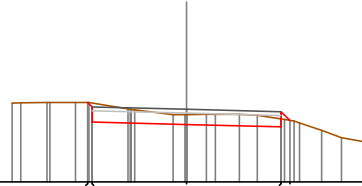


Quote	261.09	261.05	261.41	261.05	261.05
Parziali	0.24	2.50	2.50		
Sviluppata Par.	0.33	2.50	2.50		
Sviluppata	0.00	0.33	2.83	5.33	5.48
Progressiva	-2.74	-2.50	0.00	2.50	2.60
Dislivelli	-0.00	-0.21	-0.25	-0.30	0.00

Sezione: 77  
 Progressiva: 603.968  
 Q. Progetto: 261.918

Scala H 1/200.00  
 Scala V 1/200.00

260.00

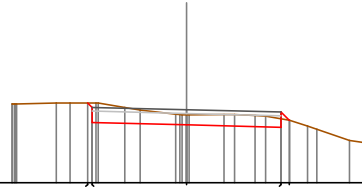


Quote	262.10 261.98	261.52	261.46 261.62
Parziali	2.50	2.50	0.35
Sviluppata Par.	2.50	2.50	0.35
Sviluppata	0.00 0.16	0.00 2.67	5.17 5.49
Progressiva	0.00 -2.62 -2.50	0.00 -2.67	2.50 2.73
Dislivelli	0.00 -0.10	-0.26	-0.21 0.00

Sezione: 78  
 Progressiva: 604.402  
 Q. Progetto: 261.930

Scala H 1/200.00  
 Scala V 1/200.00

260.00

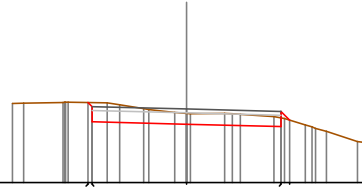


Quote	262.11 261.99	261.53	261.47 261.65
Parziali	2.50	2.50	0.32
Sviluppata Par.	2.50	2.50	0.33
Sviluppata	0.00 0.16	0.00 2.66	5.16 5.47
Progressiva	0.00 -2.62 -2.50	0.00 -2.66	2.50 2.72
Dislivelli	0.00 -0.12	-0.27	-0.22 0.00

Sezione: 79  
 Progressiva: 604.835  
 Q. Progetto: 261.941

Scala H 1/200.00  
 Scala V 1/200.00

260.00

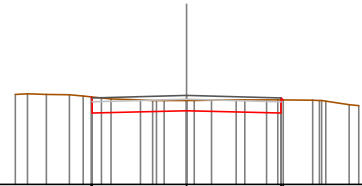


Quote	262.11 261.99	261.54	261.48 261.65
Parziali	2.50	2.50	0.33
Sviluppata Par.	2.50	2.50	0.33
Sviluppata	0.00 0.16	0.00 2.66	5.16 5.48
Progressiva	0.00 -2.61 -2.50	0.00 -2.66	2.50 2.73
Dislivelli	0.00 -0.11	-0.28	-0.23 0.00

Sezione: 80  
 Progressiva: 620.000  
 Q. Progetto: 262.346

Scala H 1/200.00  
 Scala V 1/200.00

260.00

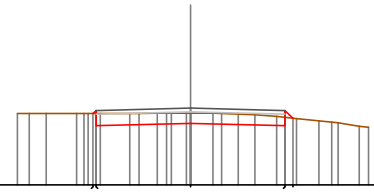


Quote	262.31 261.98	261.98	261.98 262.23
Parziali	2.50	2.50	0.35
Sviluppata Par.	2.50	2.50	0.35
Sviluppata	0.00 0.04	0.00 2.54	5.04 5.12
Progressiva	0.00 -2.53 -2.50	0.00 -2.54	2.50 2.55
Dislivelli	0.00 -0.02	-0.27	-0.35 -0.00

Sezione: 81  
 Progressiva: 640.000  
 Q. Progetto: 263.030

Scala H 1/200.00  
 Scala V 1/200.00

261.00

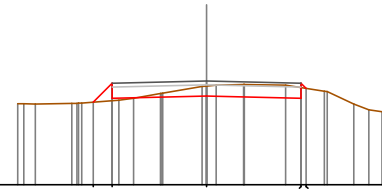


Quote		262.89	262.57	262.63	262.57	262.76
Parziali			2.50		2.50	
Sviluppata Par.			2.50		2.50	
Sviluppata		0.00	0.11	2.62	5.12	5.41
Progressiva		-0.00	-2.58	0.00	2.50	5.12
Dislivelli		0.08	-2.50	0.11	2.71	2.71

Sezione: 82  
 Progressiva: 660.000  
 Q. Progetto: 263.744

Scala H 1/200.00  
 Scala V 1/200.00

261.00

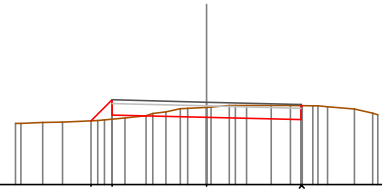


Quote		263.18	263.28	263.34	263.28	263.55
Parziali			0.50		2.50	
Sviluppata Par.			0.70		2.50	
Sviluppata		0.00	0.70	3.20	5.71	5.90
Progressiva		-0.00	-3.00	0.00	2.50	5.71
Dislivelli		0.46	-2.50	0.70	2.64	2.64

Sezione: 83  
 Progressiva: 672.090  
 Q. Progetto: 264.176

Scala H 1/200.00  
 Scala V 1/200.00

262.00

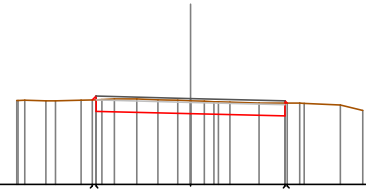


Quote		264.08	264.34	264.78	264.71	264.08
Parziali			0.56		2.50	
Sviluppata Par.			0.79		2.50	
Sviluppata		0.00	0.79	3.29	5.79	5.83
Progressiva		-0.00	-3.06	0.00	2.50	5.83
Dislivelli		0.51	-2.50	0.79	2.53	2.53

Sezione: 84  
 Progressiva: 674.641  
 Q. Progetto: 264.267

Scala H 1/200.00  
 Scala V 1/200.00

262.00

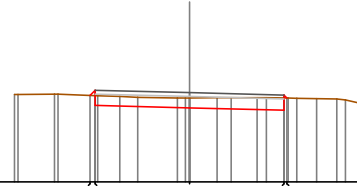


Quote		264.23	264.33	264.37	264.30	264.15
Parziali				2.50		2.50
Sviluppata Par.				2.50		2.50
Sviluppata		0.00	0.14	2.64	5.14	5.22
Progressiva		-0.00	-2.60	0.00	2.50	5.14
Dislivelli		0.10	-2.50	0.14	2.56	2.56

Sezione: 85  
 Progressiva: 677.192  
 Q. Progetto: 264.359

Scala H 1/200.00  
 Scala V 1/200.00

262.00

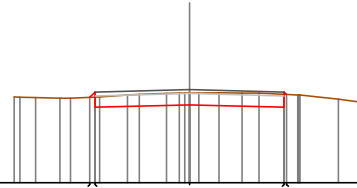


Quote	264.29 264.02	263.96	263.90 264.02
Parziali	2.50	2.50	
Sviluppata Par.	2.50	2.50	
Sviluppata	0.00 0.19	2.69	5.19 5.29
Progressiva	-0.00 -2.63 -2.50	0.00 -2.69	2.50 -2.58 -2.58
Dislivelli	-0.00 0.14	-0.26	-0.33 0.00

Sezione: 86  
 Progressiva: 680.000  
 Q. Progetto: 264.459

Scala H 1/200.00  
 Scala V 1/200.00

262.00

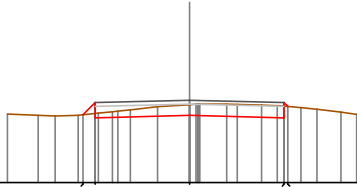


Quote	264.26 264.00	264.06	264.00 264.33
Parziali	2.50	2.50	
Sviluppata Par.	2.50	2.50	
Sviluppata	0.00 0.20	2.70	5.20 5.29
Progressiva	0.00 -2.64 -2.50	0.00 -2.70	2.50 -2.56 -2.56
Dislivelli	0.00 0.13	-0.31	-0.34 -0.00

Sezione: 87  
 Progressiva: 700.000  
 Q. Progetto: 265.173

Scala H 1/200.00  
 Scala V 1/200.00

263.00

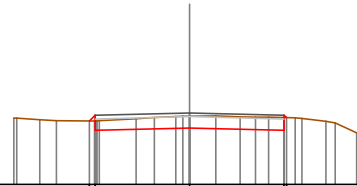


Quote	264.79 264.71	264.77	264.71 265.01
Parziali	2.50	2.50	
Sviluppata Par.	2.50	2.50	
Sviluppata	0.00 0.45	2.95	5.45 5.60
Progressiva	0.00 -2.82 -2.50	0.00 -2.95	2.50 -2.60 -2.60
Dislivelli	0.00 -0.29	-0.28	-0.31 0.00

Sezione: 88  
 Progressiva: 720.000  
 Q. Progetto: 265.888

Scala H 1/200.00  
 Scala V 1/200.00

264.00

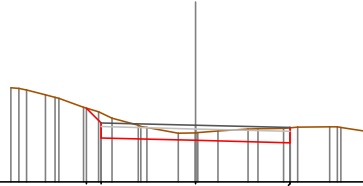


Quote	266.68 266.43	266.49	266.43 266.76
Parziali	2.50	2.50	
Sviluppata Par.	2.50	2.50	
Sviluppata	0.00 0.21	2.71	5.21 5.30
Progressiva	-0.00 -2.65 -2.50	0.00 -2.71	2.50 -2.56 -2.56
Dislivelli	-0.00 0.15	-0.32	-0.34 0.00

Sezione: 89  
 Progressiva: 738.524  
 Q. Progetto: 266.499

Scala H 1/200.00  
 Scala V 1/200.00

265.00

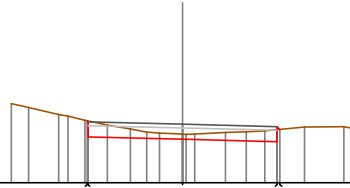


Quote	266.95 266.16	266.10	266.04
Parziali	0.59 0.55	2.50	2.50
Sviluppata Par.	0.55	2.50	2.50
Sviluppata	0.00 -2.89 -2.50 0.55	0.00 3.05	5.55
Progressiva	-0.26	0.00	2.50
Dislivelli	0.00 -0.26	-0.20	-0.40 2.50

Sezione: 90  
 Progressiva: 740.000  
 Q. Progetto: 266.547

Scala H 1/200.00  
 Scala V 1/200.00

265.00

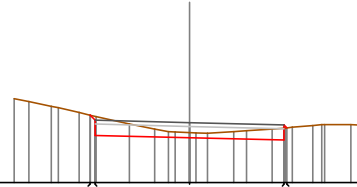


Quote	266.64 266.21	266.15	266.08 266.41
Parziali	2.50	2.50	
Sviluppata Par.	2.50	2.50	
Sviluppata	0.00 0.04	2.54	5.04 5.15
Progressiva	-2.53 -2.50	0.00	2.50 2.58
Dislivelli	0.00 -0.02	-0.14	-0.32 0.00 2.58

Sezione: 91  
 Progressiva: 741.096  
 Q. Progetto: 266.582

Scala H 1/200.00  
 Scala V 1/200.00

265.00

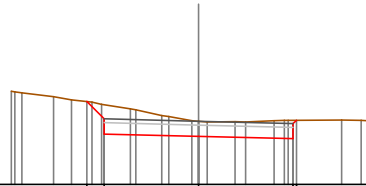


Quote	266.78 266.24	266.18	266.12 266.44
Parziali	2.50	2.50	
Sviluppata Par.	2.50	2.50	
Sviluppata	0.00 0.19	2.69	5.19 5.30
Progressiva	-2.64 -2.50	0.00	2.50 2.58
Dislivelli	0.00 -0.10	-0.14	-0.32 0.00 2.58

Sezione: 92  
 Progressiva: 743.668  
 Q. Progetto: 266.665

Scala H 1/200.00  
 Scala V 1/200.00

265.00



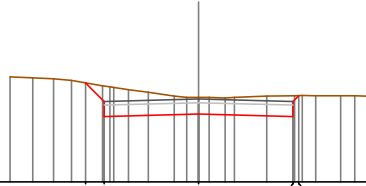
Quote	267.19 266.33	266.27	266.20 266.69
Parziali	0.46 0.65	2.50	2.50
Sviluppata Par.	0.65	2.50	2.50
Sviluppata	0.00 0.65	3.15	5.65 5.77
Progressiva	-2.96 -2.50	0.00	2.50 2.59
Dislivelli	0.00 -0.38	-0.40	-0.49 0.00 2.59



Sezione: 93  
 Progressiva: 760.000  
 Q. Progetto: 267.192

Scala H 1/200.00  
 Scala V 1/200.00

265.00

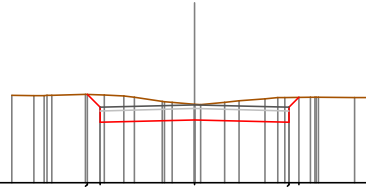


Quote		267.62	266.73	266.79	266.73	267.28
Parziali		0.49	2.50	2.50		
Sviluppata Par.		0.69	2.50	2.50		
Sviluppata		0.00	0.69	3.19	5.70	5.91
Progressiva		-2.99	-2.50	0.00	2.50	2.65
Dislivelli		-0.40	-0.44	0.00	-0.55	0.00

Sezione: 94  
 Progressiva: 780.000  
 Q. Progetto: 268.059

Scala H 1/200.00  
 Scala V 1/200.00

266.00

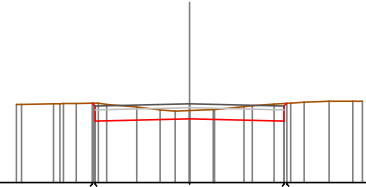


Quote		266.34	267.60	267.66	267.60	268.26
Parziali		0.34	2.50	2.50	0.36	
Sviluppata Par.		0.48	2.50	2.50	0.37	
Sviluppata		0.00	0.48	2.98	5.48	5.85
Progressiva		-2.84	-2.50	0.00	2.50	2.76
Dislivelli		-0.33	-0.42	0.00	-0.66	-0.00

Sezione: 95  
 Progressiva: 800.000  
 Q. Progetto: 269.082

Scala H 1/200.00  
 Scala V 1/200.00

267.00

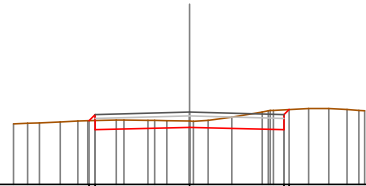


Quote		266.10	266.62	266.68	266.62	266.69
Parziali			2.50	2.50		
Sviluppata Par.			2.50	2.50		
Sviluppata		0.00	0.11	2.61	5.11	5.22
Progressiva		-2.58	-2.50	0.00	2.50	2.58
Dislivelli		-0.08	-0.22	0.00	-0.47	-0.00

Sezione: 96  
 Progressiva: 820.000  
 Q. Progetto: 269.907

Scala H 1/200.00  
 Scala V 1/200.00

268.00

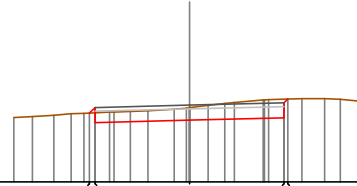


Quote		268.08	268.14	268.01	268.14	268.08
Parziali			2.50	2.50		
Sviluppata Par.			2.50	2.50		
Sviluppata		0.00	0.23	2.73	5.23	5.41
Progressiva		-2.66	-2.50	0.00	2.50	2.63
Dislivelli		0.16	-0.16	0.00	-0.52	0.00

Sezione: 97  
 Progressiva: 823.005  
 Q. Progetto: 270.031

Scala H 1/200.00  
 Scala V 1/200.00

268.00

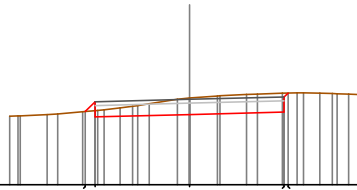


Quote	268.02	268.07	268.03	268.09	270.19
Parziali		2.50	2.50		
Sviluppata Par.		2.50	2.50		
Sviluppata	0.00	0.21	2.71	5.21	5.35
Progressiva	-0.00	-2.65	0.00	2.50	2.60
Dislivelli	0.14	-0.33	0.00	-0.49	0.00

Sezione: 98  
 Progressiva: 828.459  
 Q. Progetto: 270.255

Scala H 1/200.00  
 Scala V 1/200.00

268.00

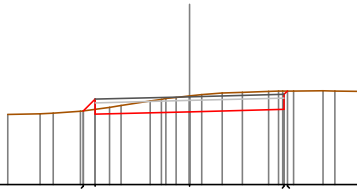


Quote	268.04	268.09	268.06	268.02	270.42
Parziali	0.36	2.50	2.50		
Sviluppata Par.	0.36	2.50	2.50		
Sviluppata	0.00	0.36	2.87	5.37	5.51
Progressiva	0.00	-2.76	0.00	2.50	2.60
Dislivelli	0.24	-0.44	0.00	-0.50	0.00

Sezione: 99  
 Progressiva: 830.000  
 Q. Progetto: 270.321

Scala H 1/200.00  
 Scala V 1/200.00

268.00

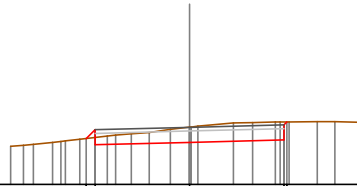


Quote	268.05	268.06	268.02	268.08	270.47
Parziali	0.31	2.50	2.50		
Sviluppata Par.	0.31	2.50	2.50		
Sviluppata	0.00	0.44	2.94	5.44	5.57
Progressiva	0.00	-2.81	0.00	2.50	2.59
Dislivelli	0.27	-0.42	0.00	-0.49	0.00

Sezione: 100  
 Progressiva: 833.912  
 Q. Progetto: 270.507

Scala H 1/200.00  
 Scala V 1/200.00

269.00

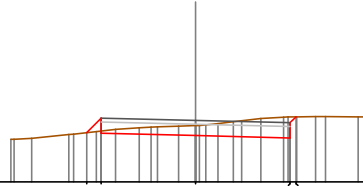


Quote	270.21	270.04	270.11	270.17	270.66
Parziali	0.33	2.50	2.50		
Sviluppata Par.	0.33	2.50	2.50		
Sviluppata	0.00	0.33	2.83	5.33	5.44
Progressiva	-0.00	-2.73	0.00	2.50	2.58
Dislivelli	0.21	-0.40	0.00	-0.48	-0.00

Sezione: 101  
 Progressiva: 836.108  
 Q. Progetto: 270.625

Scala H 1/200.00  
 Scala V 1/200.00

269.00

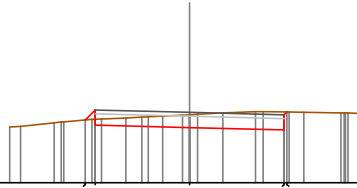


Quote	270.30 270.29	270.23	270.16 270.12
Parziali	0.38	2.50	2.50
Sviluppata Par.	0.54	2.50	2.50
Sviluppata	0.00 0.34	0.00 -0.26	3.04 -0.56
Progressiva	-2.88 -2.50	0.00	2.50 2.66
Dislivelli	0.00 0.34	-0.26	-0.56 0.00

Sezione: 102  
 Progressiva: 840.000  
 Q. Progetto: 270.858

Scala H 1/200.00  
 Scala V 1/200.00

269.00

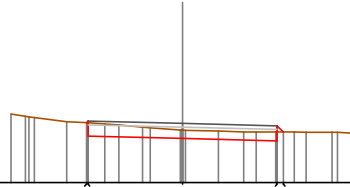


Quote	270.66 270.62	270.46	270.40 270.37
Parziali	0.38	2.50	2.50
Sviluppata Par.	0.37	2.50	2.50
Sviluppata	0.00 0.24	0.00 -0.34	2.87 -0.47
Progressiva	-2.76 -2.50	0.00	2.50 2.57
Dislivelli	0.00 0.24	-0.34	-0.47 0.00

Sezione: 103  
 Progressiva: 850.000  
 Q. Progetto: 271.562

Scala H 1/200.00  
 Scala V 1/200.00

270.00

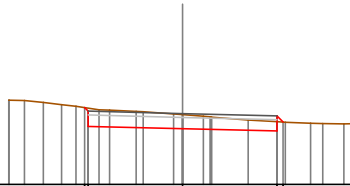


Quote	271.68 271.62	271.16	271.10 271.04
Parziali	2.50	2.50	
Sviluppata Par.	2.50	2.50	
Sviluppata	0.00 0.04	0.00 -0.22	2.56 -0.24
Progressiva	-2.54 -2.50	0.00	2.50 2.66
Dislivelli	0.00 0.04	-0.22	-0.24 0.00

Sezione: 104  
 Progressiva: 854.922  
 Q. Progetto: 271.869

Scala H 1/200.00  
 Scala V 1/200.00

270.00

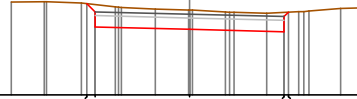


Quote	271.03 271.03	271.17	271.11 271.05
Parziali	2.50	2.50	
Sviluppata Par.	2.50	2.50	
Sviluppata	0.00 -0.08	0.00 -0.37	2.63 -0.25
Progressiva	-2.59 -2.50	0.00	2.50 2.66
Dislivelli	0.00 -0.08	-0.37	-0.25 0.00

Sezione: 105  
 Progressiva: 860.000  
 Q. Progetto: 272.134

Scala H 1/200.00  
 Scala V 1/200.00

270.00



Quote		272.41 271.90		271.73		271.67 272.19
Parziali		2.50		2.50		
Sviluppata Par.		2.50		2.50		
Sviluppata		0.00 0.30		-2.81		5.31 5.47
Progressiva		-2.72 -2.50		0.00		2.50 2.62
Dislivelli		0.00 -0.19		-0.51		-0.51 -0.00

Sezione: 106  
 Progressiva: 870.000  
 Q. Progetto: 272.504

Scala H 1/200.00  
 Scala V 1/200.00

271.00

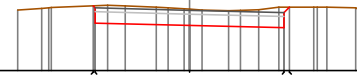


Quote		272.69 272.17		272.10		272.04 272.61
Parziali		2.50		2.50		
Sviluppata Par.		2.50		2.50		
Sviluppata		0.00 0.17		-2.67		5.17 5.41
Progressiva		-2.62 -2.50		0.00		2.50 2.67
Dislivelli		0.00 -0.12		-0.47		-0.55 0.00

Sezione: 107  
 Progressiva: 873.737  
 Q. Progetto: 272.592

Scala H 1/200.00  
 Scala V 1/200.00

271.00

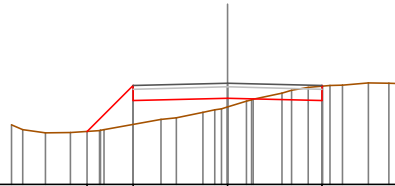


Quote		272.71 272.25		272.19		272.13 272.67
Parziali		2.50		2.50		
Sviluppata Par.		2.50		2.50		
Sviluppata		0.00 0.07		-2.57		5.07 5.28
Progressiva		-2.55 -2.50		0.00		2.50 2.64
Dislivelli		0.00 -0.05		-0.43		-0.54 0.00

Sezione: 108  
 Progressiva: 880.000  
 Q. Progetto: 272.676

Scala H 1/200.00  
 Scala V 1/200.00

270.00

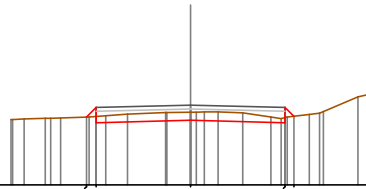


Quote		271.98 272.21		272.28		272.21
Parziali		1.22		2.50		2.50
Sviluppata Par.		1.72		2.50		2.50
Sviluppata		0.00 1.72		4.22		6.72
Progressiva		-3.72 -2.50		0.00		2.50
Dislivelli		0.00 -1.03		-0.23		-0.38

Sezione: 109  
 Progressiva: 900.000  
 Q. Progetto: 273.110

Scala H 1/200.00  
 Scala V 1/200.00

271.00

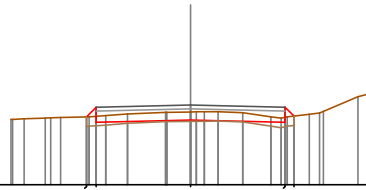


Quote		272.79 272.86		272.71		272.66 272.62
Parziali		0.36	2.50	2.50	0.36	
Sviluppata Par.		0.36	2.50	2.50	0.36	
Sviluppata		0.00 0.36		-2.86		5.36 5.69
Progressiva		0.00 -0.24	-2.75 -2.50	0.00	-2.86	2.50 -0.14 -0.00
Dislivelli						

Sezione: 109  
 Progressiva: 900.000  
 Q. Progetto: 273.110

Scala H 1/200.00  
 Scala V 1/200.00

271.00

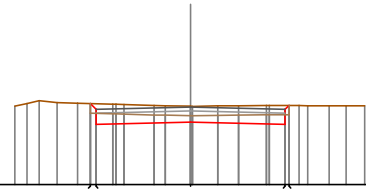


Quote		272.79 272.86		272.71		272.66 272.62
Parziali		0.36	2.50	2.50	0.36	
Sviluppata Par.		0.36	2.50	2.50	0.36	
Sviluppata		0.00 0.36		-2.86		5.36 5.69
Progressiva		0.00 -0.24	-2.75 -2.50	0.00	-2.86	2.50 -0.14 -0.00
Dislivelli						

Sezione: 110  
 Progressiva: 920.000  
 Q. Progetto: 274.048

Scala H 1/200.00  
 Scala V 1/200.00

272.00

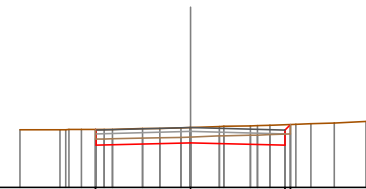


Quote		274.14 273.99		273.66		273.69 273.69
Parziali			2.50	2.50		
Sviluppata Par.			2.50	2.50		
Sviluppata		0.00 0.21		-2.71		5.21 5.36
Progressiva		0.00 -0.15	-2.65 -2.50	0.00	-2.71	2.50 -0.50 0.00
Dislivelli						

Sezione: 111  
 Progressiva: 940.000  
 Q. Progetto: 274.577

Scala H 1/200.00  
 Scala V 1/200.00

273.00

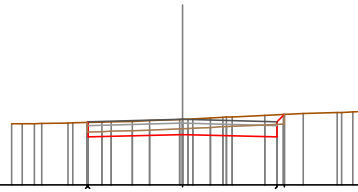


Quote		274.11		274.18		274.11 274.06
Parziali			2.50	2.50		
Sviluppata Par.			2.50	2.50		
Sviluppata		0.00		-2.50		5.00 5.20
Progressiva		0.00 -2.51		0.00	-2.50	2.50 -0.54 0.00
Dislivelli						

Sezione: 112  
 Progressiva: 946.053  
 Q. Progetto: 274.732

Scala H 1/200.00  
 Scala V 1/200.00

273.00



Quote		274.05 274.27	274.33	274.27 274.06	
Parziali		2.50	2.50	0.03	
Sviluppata Par.		2.50	2.50	0.02	
Sviluppata		0.00 0.03	2.53	5.03 5.30	
Progressiva		-2.52 -2.50	0.00	2.50 2.69	
Dislivelli		0.00 0.02	-0.40	-0.58 0.00	

**SEZIONI TRASVERSALI**  
**Profilo longitudinale tratto 49-50**  
**Viabilità di impianto - By pass B**

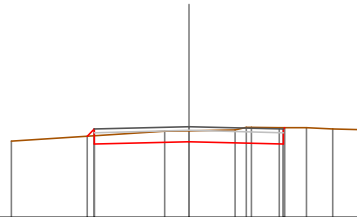
**DISEGNI DI RIFERIMENTO**

<b>TAVOLA</b>	<b>DESCRIZIONE</b>
WGG-TC8	Viabilità e piazzole - Planimetria di progetto-Fase di cantiere
WGG-TC11-h	Profili longitudinali viabilità di impianto

Sezione: 1  
 Progressiva: 0.000  
 Q. Progetto: 278.400

Scala H 1/200.00  
 Scala V 1/200.00

276.00

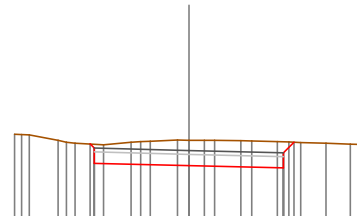


Quote	278.14 277.94	278.00	277.94 278.32
Parziali	2.50	2.50	
Sviluppata Par.	2.50	2.50	
Sviluppata	0.00 0.27	2.77	5.27 5.32
Progressiva	-2.69 -2.50	0.00	2.50 2.53
Dislivelli	0.00 -0.18	-0.29	-0.43 0.00

Sezione: 2  
 Progressiva: 12.714  
 Q. Progetto: 278.786

Scala H 1/200.00  
 Scala V 1/200.00

277.00

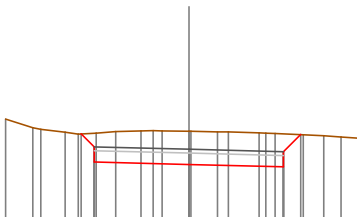


Quote	278.86 278.41	278.39	278.32 278.00
Parziali	2.50	2.50	0.28
Sviluppata Par.	2.50	2.50	0.00
Sviluppata	0.00 0.15	2.66	5.16 5.55
Progressiva	-2.61 -2.50	0.00	2.50 2.78
Dislivelli	0.00 -0.10	-0.67	-0.69 0.00

Sezione: 3  
 Progressiva: 20.000  
 Q. Progetto: 278.862

Scala H 1/200.00  
 Scala V 1/200.00

277.00



Quote	279.27 278.92	278.46	278.40 279.25
Parziali	0.35	2.50	0.45
Sviluppata Par.	0.29	2.50	0.64
Sviluppata	0.00 0.49	2.99	5.49 6.13
Progressiva	-2.85 -2.50	0.00	2.50 2.95
Dislivelli	0.00 -0.37	-0.88	-0.87 0.00



Sezione: 4  
 Progressiva: 25.878  
 Q. Progetto: 278.845

Scala H 1/200.00  
 Scala V 1/200.00

277.00

Quote		279.98	278.81	278.46	278.38	278.42
Parziali		0.67	2.50	2.50	0.64	
Sviluppata Par.		0.94	2.50	2.50	0.90	
Sviluppata		0.00	0.94	3.45	5.95	6.85
Progressiva		-3.17	-2.50	0.00	-2.50	3.14
Dislivelli		0.00	-0.69	-1.10	-1.07	0.00

Sezione: 5  
 Progressiva: 30.000  
 Q. Progetto: 278.793

Scala H 1/200.00  
 Scala V 1/200.00

277.00

Quote		279.82	278.46	278.39	278.33	278.40
Parziali		0.97	2.50	2.50	0.76	
Sviluppata Par.		1.37	2.50	2.50	1.08	
Sviluppata		0.00	1.37	3.87	6.37	7.45
Progressiva		-3.47	-2.50	0.00	-2.50	3.26
Dislivelli		0.00	-0.96	-1.33	-1.24	-0.00

Sezione: 6  
 Progressiva: 39.043  
 Q. Progetto: 278.558

Scala H 1/200.00  
 Scala V 1/200.00

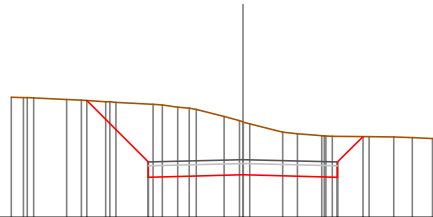
277.00

Quote		280.06	279.22	278.16	278.10	278.18
Parziali		1.44	2.50	2.50	0.69	
Sviluppata Par.		2.03	2.50	2.50	0.98	
Sviluppata		0.00	2.03	4.53	7.03	8.01
Progressiva		-3.94	-2.50	0.00	-2.50	3.19
Dislivelli		0.00	-1.36	-1.46	-1.13	0.00

Sezione: 7  
 Progressiva: 40.000  
 Q. Progetto: 278.524

Scala H 1/200.00  
 Scala V 1/200.00

277.00

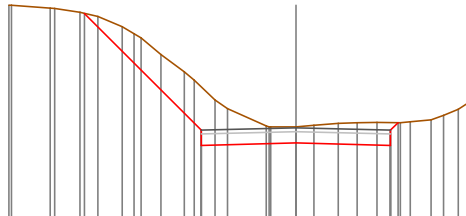


Quote		280.08	278.08	276.12	276.08	274.14
Parziali		1.63	2.50	2.50	0.68	
Sviluppata Par.		2.30	2.50	2.50	0.96	
Sviluppata		0.00	2.30	4.80	7.30	8.26
Progressiva		-4.13	-2.50	0.00	-2.50	-3.18
Dislivelli		0.00	-1.54	-1.40	-1.08	-0.00

Sezione: 8  
 Progressiva: 60.000  
 Q. Progetto: 277.384

Scala H 1/200.00  
 Scala V 1/200.00

275.00

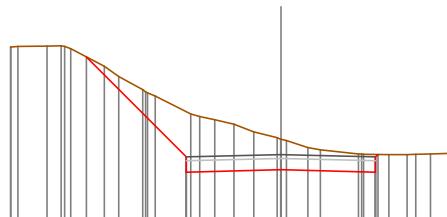


Quote		280.41	278.92	276.98	275.92	274.52
Parziali		3.09	2.50	2.50	0.96	
Sviluppata Par.		4.37	2.50	2.50	0.96	
Sviluppata		0.00	4.37	6.87	9.37	9.66
Progressiva		-5.59	-2.50	0.00	2.50	2.70
Dislivelli		-0.00	-1.14	-0.43	-0.60	0.00

Sezione: 9  
 Progressiva: 80.000  
 Q. Progetto: 275.722

Scala H 1/200.00  
 Scala V 1/200.00

274.00

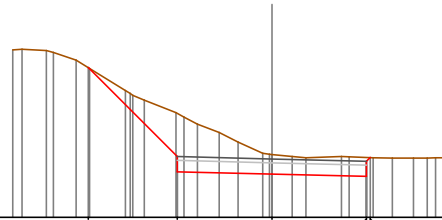


Quote		278.31	275.26	273.32	273.26	271.73
Parziali		2.65	2.50	2.50		
Sviluppata Par.		3.74	2.50	2.50		
Sviluppata		0.00	3.74	6.24	8.74	8.84
Progressiva		-5.15	-2.50	0.00	2.50	2.57
Dislivelli		0.00	-1.20	-0.81	-0.47	0.00

Sezione: 10  
 Progressiva: 82.156  
 Q. Progetto: 275.544

Scala H 1/200.00  
 Scala V 1/200.00

274.00

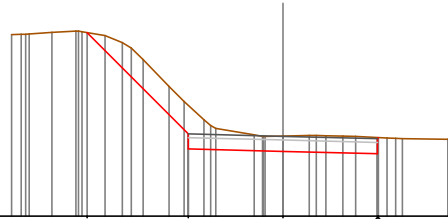


Quote		277.96	276.21	275.14	275.98	275.65
Parziali		2.36	2.50	2.50		
Sviluppata Par.		3.33	2.50	2.50		
Sviluppata		0.00	3.33	5.84	8.34	8.48
Progressiva		-4.86	-2.50	0.00	2.50	2.60
Dislivelli		-0.00	-1.14	-0.52	-0.50	0.00

Sezione: 11  
 Progressiva: 87.778  
 Q. Progetto: 275.109

Scala H 1/200.00  
 Scala V 1/200.00

273.00

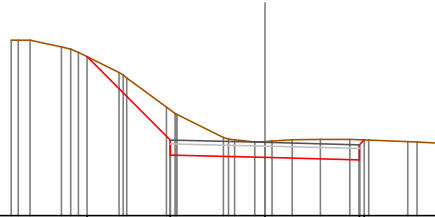


Quote		277.85	276.77	276.71	274.65	275.08
Parziali		2.68	2.50	2.50		
Sviluppata Par.		3.79	2.50	2.50		
Sviluppata		0.00	3.79	6.29	8.79	8.83
Progressiva		-5.18	-2.50	0.00	2.50	2.53
Dislivelli		0.00	-0.75	-0.41	-0.43	0.00

Sezione: 12  
 Progressiva: 90.000  
 Q. Progetto: 274.939

Scala H 1/200.00  
 Scala V 1/200.00

273.00

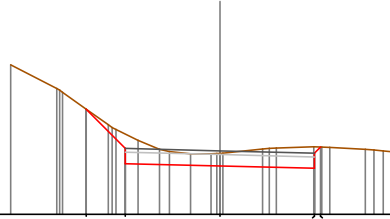


Quote		277.21	274.60	274.54	274.48	275.01
Parziali		2.21	2.50	2.50		
Sviluppata Par.		3.12	2.50	2.50		
Sviluppata		0.00	3.12	5.62	8.12	8.31
Progressiva		-4.71	-2.50	0.00	2.50	2.63
Dislivelli		0.00	-0.80	-0.42	-0.53	0.00

Sezione: 13  
 Progressiva: 93.400  
 Q. Progetto: 274.680

Scala H 1/200.00  
 Scala V 1/200.00

273.00

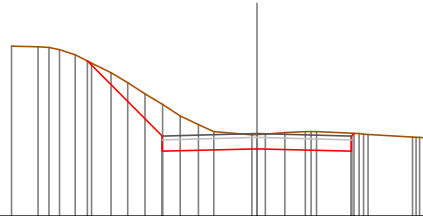


Quote		273.76	274.34	274.98	274.22	274.78
Parziali		1.03	2.50	2.50		
Sviluppata Par.		1.46	2.50	2.50		
Sviluppata		0.00	1.46	3.96	6.47	6.70
Progressiva		-3.53	-2.50	0.00	2.50	2.67
Dislivelli		0.00	-0.38	-0.33	-0.57	0.00

Sezione: 14  
 Progressiva: 100.000  
 Q. Progetto: 274.178

Scala H 1/200.00  
 Scala V 1/200.00

272.00

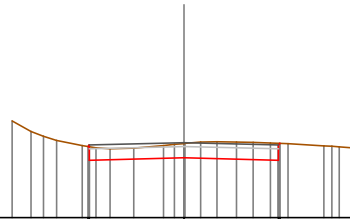


Quote		276.10	273.72	273.78	273.72	274.10
Parziali		1.99	2.50	2.50		
Sviluppata Par.		2.81	2.50	2.50		
Sviluppata		0.00	2.81	5.31	7.81	7.91
Progressiva		-4.49	-2.50	0.00	2.50	2.57
Dislivelli		-0.00	-0.84	-0.38	-0.47	0.00

Sezione: 15  
 Progressiva: 120.000  
 Q. Progetto: 272.985

Scala H 1/200.00  
 Scala V 1/200.00

271.00

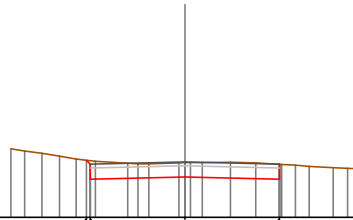


Quote		272.98	272.92	272.98	272.92	272.91
Parziali			2.50	2.50		
Sviluppata Par.			2.50	2.50		
Sviluppata		0.00	0.06	2.56	5.06	5.13
Progressiva		-2.54	-2.50	0.00	2.50	2.55
Dislivelli		0.00	0.05	-0.38	-0.45	0.00

Sezione: 16  
 Progressiva: 140.000  
 Q. Progetto: 272.468

Scala H 1/200.00  
 Scala V 1/200.00

271.00

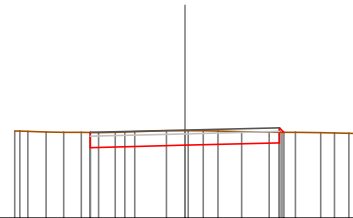


Quote	272.51	272.01	272.01	272.01
Parziali		2.50	2.50	
Sviluppata Par.		2.50	2.50	
Sviluppata	0.00	0.15	2.65	5.15
Progressiva	-2.60	-2.50	0.00	2.50
Dislivelli	-0.00	-0.09	-0.38	-0.39

Sezione: 17  
 Progressiva: 157.319  
 Q. Progetto: 272.325

Scala H 1/200.00  
 Scala V 1/200.00

270.00

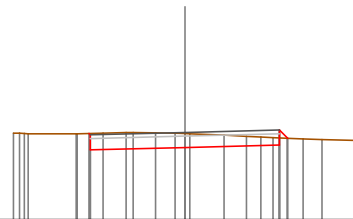


Quote	271.98	271.93	271.93	272.17
Parziali		2.50	2.50	
Sviluppata Par.		2.50	2.50	
Sviluppata	0.00	0.00	2.50	5.00
Progressiva	-2.50	0.00	2.50	2.62
Dislivelli	-0.00	-0.38	-0.28	0.00

Sezione: 18  
 Progressiva: 160.000  
 Q. Progetto: 272.309

Scala H 1/200.00  
 Scala V 1/200.00

270.00

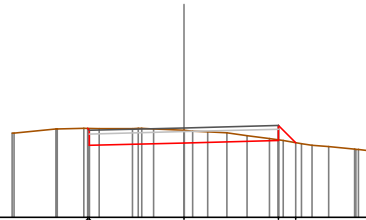


Quote	272.28	271.98	271.91	271.97	272.15
Parziali		2.50	2.50	0.02	
Sviluppata Par.		2.50	2.50	0.01	
Sviluppata	0.00	0.05	2.55	5.05	5.36
Progressiva	-2.53	-2.50	0.00	2.50	2.72
Dislivelli	-0.00	-0.09	-0.37	-0.19	-0.00

Sezione: 19  
 Progressiva: 169.882  
 Q. Progetto: 272.367

Scala H 1/200.00  
 Scala V 1/200.00

270.00

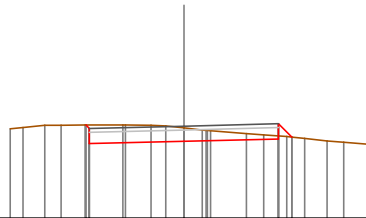


Quote		272.36 271.96	271.97	272.00 271.97
Parziali		2.50	2.50	0.46
Sviluppata Par.		2.50	2.50	0.64
Sviluppata		0.00 0.07	2.57	5.07 5.71
Progressiva		-0.00 -2.55 -2.50	-0.33 0.00	-0.02 -2.50 -2.96
Dislivelli		-0.00 -0.09	-0.33	-0.02 0.00

Sezione: 20  
 Progressiva: 175.320  
 Q. Progetto: 272.430

Scala H 1/200.00  
 Scala V 1/200.00

270.00



Quote		272.43 271.97	272.00	272.00 272.11
Parziali		2.50	2.50	0.35
Sviluppata Par.		2.50	2.50	0.50
Sviluppata		0.00 0.13	2.63	5.13 5.63
Progressiva		-0.00 -2.59 -2.50	-0.35 0.00	-0.08 -2.50 -2.85
Dislivelli		-0.00 -0.09	-0.35	-0.08 0.00

**SEZIONI TRASVERSALI**  
**Profilo longitudinale tratto 51-52**  
**Viabilità di impianto - Raccordo**

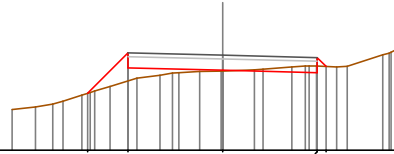
**DISEGNI DI RIFERIMENTO**

TAVOLA	DESCRIZIONE
WGG-TC8	Viabilità e piazzole - Planimetria di progetto-Fase di cantiere
WGG-TC11-g	Profili longitudinali viabilità di impianto

Sezione: 3  
 Progressiva: 20.000  
 Q. Progetto: 311.511

Scala H 1/200.00  
 Scala V 1/200.00

309.00

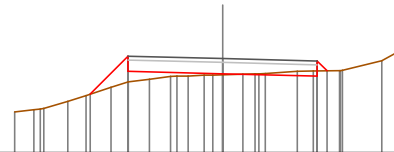


Quote	310.50	311.17	311.11	311.05	311.21
Parziali	1.07	2.50	2.50	0.35	0.35
Sviluppata Par.	1.51	2.50	2.50	0.35	0.35
Sviluppata	0.00	1.51	4.02	6.52	6.85
Progressiva	-3.57	-2.50	0.00	2.50	2.74
Dislivelli	0.00	0.74	0.02	-0.17	0.00

Sezione: 4  
 Progressiva: 20.393  
 Q. Progetto: 311.486

Scala H 1/200.00  
 Scala V 1/200.00

309.00



Quote	310.95	311.15	311.09	311.02	311.16
Parziali	1.00	2.50	2.50	0.35	0.35
Sviluppata Par.	1.42	2.50	2.50	0.37	0.37
Sviluppata	0.00	1.42	3.92	6.42	6.79
Progressiva	-3.50	-2.50	0.00	2.50	2.76
Dislivelli	0.00	0.68	0.03	-0.14	0.00

Sezione: 5  
 Progressiva: 22.025  
 Q. Progetto: 311.379

Scala H 1/200.00  
 Scala V 1/200.00

309.00

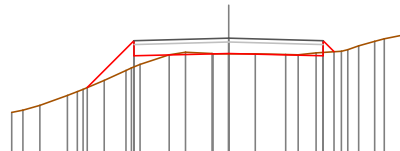


Quote	310.72	311.04	310.98	310.82	311.00
Parziali	0.72	2.50	2.50	0.21	0.21
Sviluppata Par.	1.02	2.50	2.50	0.41	0.41
Sviluppata	0.00	1.02	3.52	6.02	6.46
Progressiva	-3.22	-2.50	0.00	2.50	2.81
Dislivelli	0.00	0.55	-0.02	-0.07	0.00

Sezione: 6  
 Progressiva: 40.000  
 Q. Progetto: 310.022

Scala H 1/200.00  
 Scala V 1/200.00

307.00



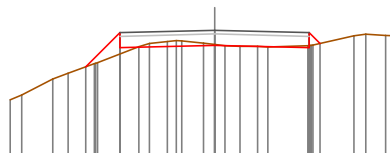
Quote	308.72	309.56	309.62	309.56	309.67
Parziali	1.24	2.50	2.50	0.29	0.29
Sviluppata Par.	1.75	2.50	2.50	0.41	0.41
Sviluppata	0.00	1.75	4.25	6.75	7.17
Progressiva	-3.74	-2.50	0.00	2.50	2.79
Dislivelli	0.00	0.69	0.01	-0.09	0.00



Sezione: 7  
 Progressiva: 60.000  
 Q. Progetto: 308.303

Scala H 1/200.00  
 Scala V 1/200.00

305.00

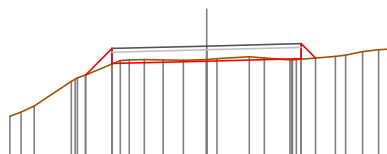


Quote		307.33	307.84	307.90	307.84	307.96
Parziali		0.91	2.50	2.50		
Sviluppata Par.		1.28	2.50	2.50	0.43	
Sviluppata		0.00	1.28	3.78	6.28	6.69
Progressiva		-3.41	-2.50	0.00	2.50	2.79
Dislivelli		0.00	0.56	-0.02	-0.06	-0.00

Sezione: 8  
 Progressiva: 64.319  
 Q. Progetto: 307.924

Scala H 1/200.00  
 Scala V 1/200.00

305.00

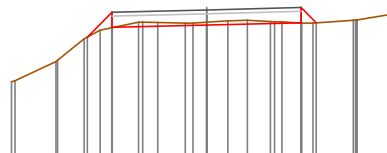


Quote		307.15	307.46	307.52	307.59	307.61
Parziali		0.71	2.50	2.50	0.38	
Sviluppata Par.		1.00	2.50	2.50	0.53	
Sviluppata		0.00	1.00	3.50	6.00	6.54
Progressiva		-3.21	-2.50	0.00	2.50	2.88
Dislivelli		0.00	0.42	-0.05	0.01	-0.00

Sezione: 9  
 Progressiva: 65.289  
 Q. Progetto: 307.838

Scala H 1/200.00  
 Scala V 1/200.00

304.00

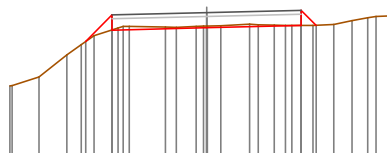


Quote		307.12	307.39	307.44	307.50	307.50
Parziali		0.66	2.50	2.50	0.40	
Sviluppata Par.		0.93	2.50	2.50	0.57	
Sviluppata		0.00	0.93	3.43	5.93	6.50
Progressiva		-3.16	-2.50	0.00	2.50	2.90
Dislivelli		0.00	0.41	-0.08	0.01	-0.00

Sezione: 10  
 Progressiva: 66.260  
 Q. Progetto: 307.753

Scala H 1/200.00  
 Scala V 1/200.00

304.00

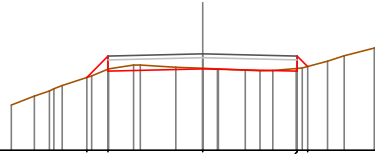


Quote		306.69	307.29	307.35	307.42	307.42
Parziali		0.70	2.50	2.50	0.40	
Sviluppata Par.		0.99	2.50	2.50	0.56	
Sviluppata		0.00	0.99	3.49	5.99	6.56
Progressiva		-3.20	-2.50	0.00	2.50	2.90
Dislivelli		0.00	0.40	-0.05	0.00	-0.00

Sezione: 11  
 Progressiva: 80.000  
 Q. Progetto: 306.548

Scala H 1/200.00  
 Scala V 1/200.00

304.00

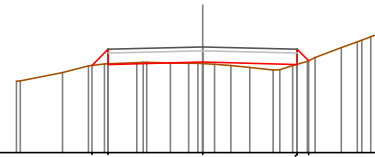


Quote		306.92	306.09	306.15	306.09	306.21
Parziali		0.56	2.50	2.50	0.28	
Sviluppata Par.		0.79	2.50	2.50	0.28	
Sviluppata		0.00	0.79	3.30	5.80	6.19
Progressiva		-3.06	-2.50	0.00	2.50	2.78
Dislivelli		0.00	0.84	-0.02	-0.08	0.00

Sezione: 12  
 Progressiva: 100.000  
 Q. Progetto: 304.794

Scala H 1/200.00  
 Scala V 1/200.00

302.00

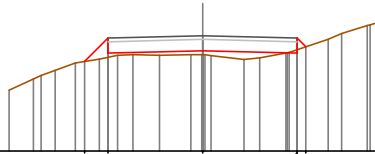


Quote		304.30	304.33	304.39	304.33	304.43
Parziali		0.43	2.50	2.50	0.20	
Sviluppata Par.		0.60	2.50	2.50	0.45	
Sviluppata		0.00	0.60	3.10	5.60	6.04
Progressiva		-2.93	-2.50	0.00	2.50	2.80
Dislivelli		0.00	0.38	0.04	-0.00	0.00

Sezione: 13  
 Progressiva: 120.000  
 Q. Progetto: 303.052

Scala H 1/200.00  
 Scala V 1/200.00

300.00

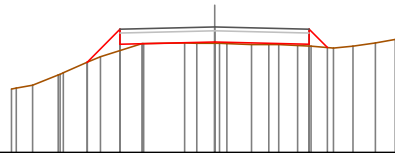


Quote		302.77	302.59	302.65	302.59	302.76
Parziali		0.62	2.50	2.50	0.25	
Sviluppata Par.		0.88	2.50	2.50	0.25	
Sviluppata		0.00	0.88	3.38	5.88	6.20
Progressiva		-3.12	-2.50	0.00	2.50	2.73
Dislivelli		0.00	0.51	0.10	-0.09	0.00

Sezione: 14  
 Progressiva: 140.000  
 Q. Progetto: 301.324

Scala H 1/200.00  
 Scala V 1/200.00

298.00

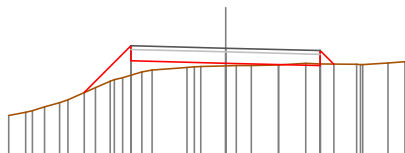


Quote		300.39	300.86	300.92	300.86	300.78
Parziali		0.87	2.50	2.50	0.48	
Sviluppata Par.		1.24	2.50	2.50	0.68	
Sviluppata		0.00	1.24	3.74	6.24	6.92
Progressiva		-3.37	-2.50	0.00	2.50	2.98
Dislivelli		0.00	0.56	-0.03	-0.05	-0.00

Sezione: 15  
 Progressiva: 146.258  
 Q. Progetto: 300.829

Scala H 1/200.00  
 Scala V 1/200.00

298.00

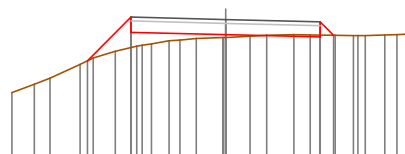


Quote		298.08	300.49	300.43	300.37	300.40
Parziali		1.24	2.50	2.50	0.36	0.36
Sviluppata Par.		1.75	2.50	2.50	0.51	0.36
Sviluppata		0.00	1.75	4.25	6.75	7.26
Progressiva		-3.74	-2.50	0.00	2.50	2.86
Dislivelli		0.00	0.77	0.07	-0.04	0.00

Sezione: 16  
 Progressiva: 148.834  
 Q. Progetto: 300.625

Scala H 1/200.00  
 Scala V 1/200.00

297.00

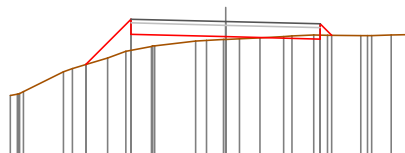


Quote		299.83	300.29	300.22	300.16	300.21
Parziali		1.15	2.50	2.50	0.35	0.35
Sviluppata Par.		1.63	2.50	2.50	0.50	0.35
Sviluppata		0.00	1.63	4.13	6.63	7.13
Progressiva		-3.65	-2.50	0.00	2.50	2.85
Dislivelli		0.00	0.80	0.08	-0.05	0.00

Sezione: 17  
 Progressiva: 150.000  
 Q. Progetto: 300.533

Scala H 1/200.00  
 Scala V 1/200.00

297.00

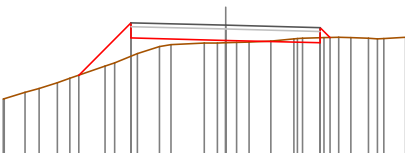


Quote		298.40	300.20	300.13	300.07	300.17
Parziali		1.20	2.50	2.50	0.28	0.28
Sviluppata Par.		1.69	2.50	2.50	0.43	0.28
Sviluppata		0.00	1.69	4.20	6.70	7.12
Progressiva		-3.70	-2.50	0.00	2.50	2.80
Dislivelli		0.00	0.83	0.07	-0.10	0.00

Sezione: 18  
 Progressiva: 151.410  
 Q. Progetto: 300.421

Scala H 1/200.00  
 Scala V 1/200.00

297.00

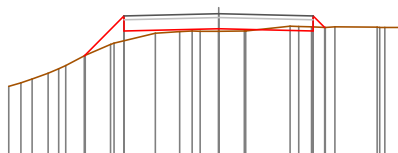


Quote		299.10	300.08	300.02	299.96	300.10
Parziali		1.38	2.50	2.50	0.30	0.30
Sviluppata Par.		1.96	2.50	2.50	0.37	0.30
Sviluppata		0.00	1.96	4.46	6.96	7.33
Progressiva		-3.88	-2.50	0.00	2.50	2.76
Dislivelli		0.00	0.88	0.07	-0.13	0.00

Sezione: 19  
 Progressiva: 160.000  
 Q. Progetto: 299.742

Scala H 1/200.00  
 Scala V 1/200.00

296.00

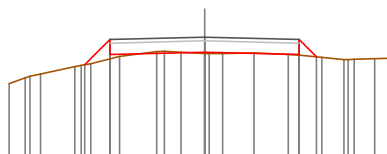


Quote	296.62	299.28	299.34	299.26	299.38
Parziali	1.06	2.50	2.50	0.26	
Sviluppata Par.	1.49	2.50	2.50	0.43	
Sviluppata	0.00	1.49	3.99	6.49	6.92
Progressiva	-3.56	-2.50	0.00	2.50	2.80
Dislivelli	0.00	0.66	0.07	-0.11	0.00

Sezione: 20  
 Progressiva: 180.000  
 Q. Progetto: 298.160

Scala H 1/200.00  
 Scala V 1/200.00

295.00

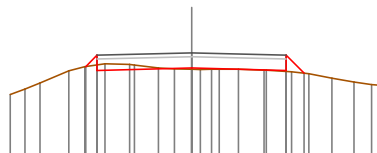


Quote	297.43	297.70	297.76	297.70	297.64
Parziali	0.67	2.50	2.50	0.46	
Sviluppata Par.	0.95	2.50	2.50	0.65	
Sviluppata	0.00	0.95	3.45	5.95	6.59
Progressiva	-3.17	-2.50	0.00	2.50	2.96
Dislivelli	-0.00	0.51	0.03	0.02	0.00

Sezione: 21  
 Progressiva: 200.000  
 Q. Progetto: 296.703

Scala H 1/200.00  
 Scala V 1/200.00

294.00

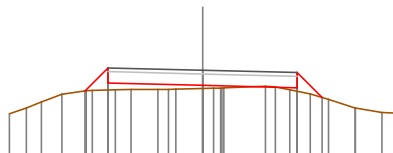


Quote	296.34	296.24	296.30	296.24	296.17
Parziali	0.37	2.50	2.50	0.47	
Sviluppata Par.	0.43	2.50	2.50	0.67	
Sviluppata	0.00	0.43	2.93	5.43	6.10
Progressiva	-2.80	-2.50	0.00	2.50	2.97
Dislivelli	0.00	0.26	0.03	0.03	0.00

Sezione: 22  
 Progressiva: 207.341  
 Q. Progetto: 296.231

Scala H 1/200.00  
 Scala V 1/200.00

294.00

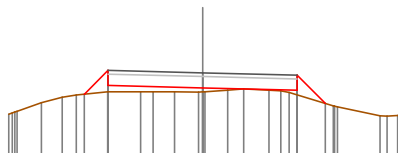


Quote	295.68	295.89	295.83	295.77	295.51
Parziali	0.61	2.50	2.50	0.66	
Sviluppata Par.	0.86	2.50	2.50	0.93	
Sviluppata	0.00	0.86	3.36	5.87	6.80
Progressiva	-3.11	-2.50	0.00	2.50	3.16
Dislivelli	-0.00	0.58	-0.09	-0.09	0.00

Sezione: 23  
 Progressiva: 208.190  
 Q. Progetto: 296.177

Scala H 1/200.00  
 Scala V 1/200.00

294.00

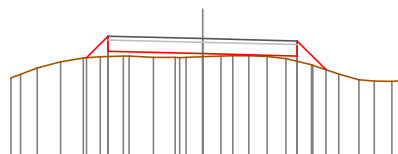


Quote	208.61	208.84	208.78	208.71	208.37
Parziali	0.63	2.50	2.50	0.75	
Sviluppata Par.	0.89	2.50	2.50	1.06	
Sviluppata	0.00	0.89	3.39	5.89	6.95
Progressiva	-3.13	-2.50	0.00	2.50	3.25
Dislivelli	0.00	0.56	0.10	0.12	0.00

Sezione: 24  
 Progressiva: 209.040  
 Q. Progetto: 296.122

Scala H 1/200.00  
 Scala V 1/200.00

293.00

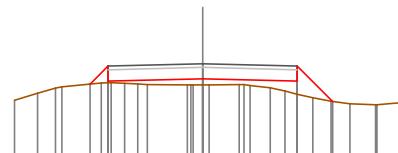


Quote	209.61	209.78	209.72	209.66	209.30
Parziali	0.57	2.50	2.50	0.76	
Sviluppata Par.	0.81	2.50	2.50	1.07	
Sviluppata	0.00	0.81	3.31	5.81	6.88
Progressiva	-3.07	-2.50	0.00	2.50	3.26
Dislivelli	0.00	0.54	0.08	0.14	0.00

Sezione: 25  
 Progressiva: 220.000  
 Q. Progetto: 295.417

Scala H 1/200.00  
 Scala V 1/200.00

293.00

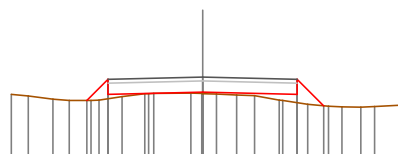


Quote	204.88	204.95	205.02	204.95	204.42
Parziali	0.48	2.50	2.50	0.94	
Sviluppata Par.	0.68	2.50	2.50	1.33	
Sviluppata	0.00	0.68	3.18	5.68	7.01
Progressiva	-2.98	-2.50	0.00	2.50	3.44
Dislivelli	0.00	0.44	0.16	0.34	0.00

Sezione: 26  
 Progressiva: 240.000  
 Q. Progetto: 294.131

Scala H 1/200.00  
 Scala V 1/200.00

292.00

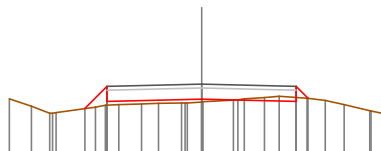


Quote	203.51	203.67	203.75	203.67	203.37
Parziali	0.56	2.50	2.50	0.70	
Sviluppata Par.	0.79	2.50	2.50	0.99	
Sviluppata	0.00	0.79	3.29	5.79	6.78
Progressiva	-3.06	-2.50	0.00	2.50	3.20
Dislivelli	0.00	0.52	0.04	0.22	0.00

Sezione: 27  
 Progressiva: 260.000  
 Q. Progetto: 292.879

Scala H 1/200.00  
 Scala V 1/200.00

291.00

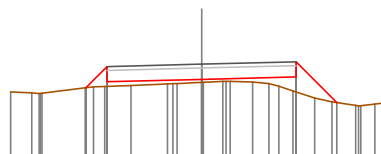


Quote		262.23	264.42	266.49	268.42	269.50
Parziali		0.59	2.50	2.50	0.23	
Sviluppata Par.		0.83	2.50	2.50	0.45	
Sviluppata		0.00	0.83	3.33	5.83	6.28
Progressiva		-3.09	-2.50	0.00	2.50	2.82
Dislivelli		0.00	0.50	0.07	-0.11	0.00

Sezione: 28  
 Progressiva: 267.013  
 Q. Progetto: 292.443

Scala H 1/200.00  
 Scala V 1/200.00

290.00

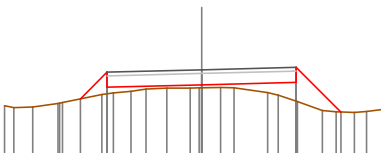


Quote		291.82	293.86	292.04	292.11	291.43
Parziali		0.56	2.50	2.50	1.07	
Sviluppata Par.		0.79	2.50	2.50	1.52	
Sviluppata		0.00	0.79	3.29	5.79	7.31
Progressiva		-3.06	-2.50	0.00	2.50	3.57
Dislivelli		0.00	0.52	0.08	0.40	0.00

Sezione: 29  
 Progressiva: 270.000  
 Q. Progetto: 292.257

Scala H 1/200.00  
 Scala V 1/200.00

290.00

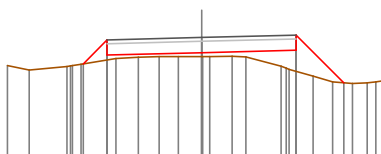


Quote		291.49	291.79	291.86	291.82	291.14
Parziali		0.71	2.50	2.50	1.18	
Sviluppata Par.		1.00	2.50	2.50	1.67	
Sviluppata		0.00	1.00	3.50	6.00	7.68
Progressiva		-3.21	-2.50	0.00	2.50	3.68
Dislivelli		0.00	0.58	0.08	0.49	0.00

Sezione: 30  
 Progressiva: 271.326  
 Q. Progetto: 292.175

Scala H 1/200.00  
 Scala V 1/200.00

289.00

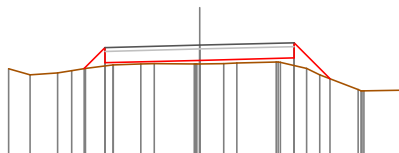


Quote		291.48	291.71	291.77	291.84	290.98
Parziali		0.63	2.50	2.50	1.26	
Sviluppata Par.		0.90	2.50	2.50	1.78	
Sviluppata		0.00	0.90	3.40	5.90	7.68
Progressiva		-3.13	-2.50	0.00	2.50	3.76
Dislivelli		0.00	0.53	0.11	0.56	0.00

Sezione: 31  
 Progressiva: 275.639  
 Q. Progetto: 291.907

Scala H 1/200.00  
 Scala V 1/200.00

289.00

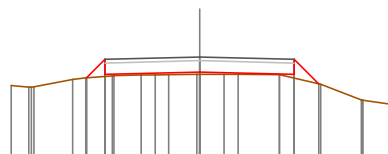


Quote	291.29 291.44	291.51	291.57	291.62
Parziali	0.55	2.50	2.50	0.95
Sviluppata Par.	0.78	2.50	2.50	1.35
Sviluppata	0.00 0.00 + 0.78	3.28	5.79	7.13
Progressiva	-3.05 -2.50	0.00	2.50	3.45
Dislivelli	0.00 0.49	0.09	0.20	-0.00

Sezione: 32  
 Progressiva: 280.000  
 Q. Progetto: 291.636

Scala H 1/200.00  
 Scala V 1/200.00

289.00

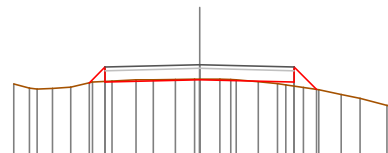


Quote	291.09 291.17	291.24	291.17	290.92
Parziali	0.49	2.50	2.50	0.65
Sviluppata Par.	0.69	2.50	2.50	0.92
Sviluppata	0.00 0.00 + 0.69	3.19	5.69	6.61
Progressiva	-2.99 -2.50	0.00	2.50	3.15
Dislivelli	0.00 0.45	0.06	0.09	0.00

Sezione: 33  
 Progressiva: 300.000  
 Q. Progetto: 290.392

Scala H 1/200.00  
 Scala V 1/200.00

288.00

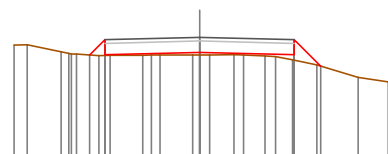


Quote	289.91 289.93	289.99	289.93	289.74
Parziali	0.42	2.50	2.50	0.59
Sviluppata Par.	0.59	2.50	2.50	0.84
Sviluppata	0.00 0.00 + 0.59	3.10	5.60	6.43
Progressiva	-2.92 -2.50	0.00	2.50	3.09
Dislivelli	0.00 0.38	-0.02	0.11	0.00

Sezione: 34  
 Progressiva: 320.000  
 Q. Progetto: 289.182

Scala H 1/200.00  
 Scala V 1/200.00

286.00

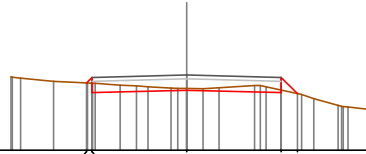


Quote	288.71 288.72	288.76	288.72	288.42
Parziali	0.41	2.50	2.50	0.70
Sviluppata Par.	0.56	2.50	2.50	0.99
Sviluppata	0.00 0.00 + 0.56	3.06	5.56	6.57
Progressiva	-2.91 -2.50	0.00	2.50	3.20
Dislivelli	0.00 0.42	0.07	0.14	0.00

Sezione: 35  
 Progressiva: 340.000  
 Q. Progetto: 287.984

Scala H 1/200.00  
 Scala V 1/200.00

286.00

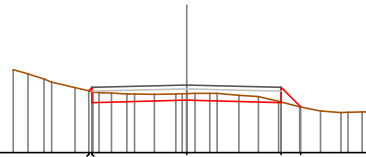


Quote	287.77	287.52	287.58	287.52	287.49
Parziali		2.50	2.50		0.43
Sviluppata Par.		2.50	2.50		0.61
Sviluppata	0.00	0.00	2.71	5.21	5.82
Progressiva	-2.65	-2.50	0.00	2.50	2.93
Dislivelli	0.00	0.16	-0.05	-0.06	-0.00

Sezione: 36  
 Progressiva: 360.000  
 Q. Progetto: 286.786

Scala H 1/200.00  
 Scala V 1/200.00

285.00

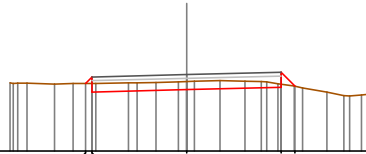


Quote	286.63	286.32	286.39	286.32	286.21
Parziali		2.50	2.50		0.51
Sviluppata Par.		2.50	2.50		0.73
Sviluppata	0.00	0.00	2.63	5.13	5.85
Progressiva	-2.59	-2.50	0.00	2.50	3.01
Dislivelli	0.00	0.11	-0.17	-0.01	0.00

Sezione: 37  
 Progressiva: 373.115  
 Q. Progetto: 286.023

Scala H 1/200.00  
 Scala V 1/200.00

284.00

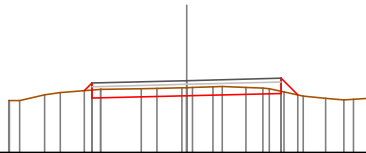


Quote	286.79	286.56	286.62	286.69	286.72
Parziali		2.50	2.50		0.37
Sviluppata Par.		2.50	2.50		0.52
Sviluppata	0.00	0.00	2.74	5.24	5.76
Progressiva	-2.67	-2.50	0.00	2.50	2.87
Dislivelli	0.00	0.17	-0.21	-0.09	-0.00

Sezione: 38  
 Progressiva: 375.249  
 Q. Progetto: 285.903

Scala H 1/200.00  
 Scala V 1/200.00

284.00



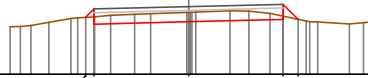
Quote	285.64	285.44	285.50	285.57	285.53
Parziali		2.50	2.50		0.44
Sviluppata Par.		2.50	2.50		0.62
Sviluppata	0.00	0.00	2.79	5.29	5.91
Progressiva	-2.70	-2.50	0.00	2.50	2.94
Dislivelli	0.00	0.19	-0.21	-0.05	0.00



Sezione: 39  
 Progressiva: 377.383  
 Q. Progetto: 285.783

Scala H 1/200.00  
 Scala V 1/200.00

284.00

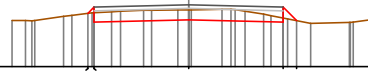


Quote	285.50 285.32	285.38	285.45 285.45
Parziali	2.50	2.50	0.40
Sviluppata Par.	2.50	2.50	0.56
Sviluppata	0.00 0.31	2.81	5.31 5.88
Progressiva	-2.72 -2.50	0.00	2.50 2.90
Dislivelli	0.00 0.20	-0.25	-0.09 -0.00

Sezione: 40  
 Progressiva: 380.000  
 Q. Progetto: 285.636

Scala H 1/200.00  
 Scala V 1/200.00

284.00

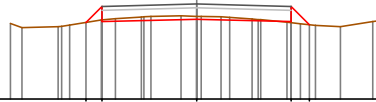


Quote	286.41 286.17	286.24	286.17 286.52
Parziali	2.50	2.50	0.36
Sviluppata Par.	2.50	2.50	0.51
Sviluppata	0.00 0.24	2.74	5.24 5.74
Progressiva	-2.67 -2.50	0.00	2.50 2.86
Dislivelli	0.00 0.15	-0.26	-0.11 -0.00

Sezione: 41  
 Progressiva: 400.000  
 Q. Progetto: 284.513

Scala H 1/200.00  
 Scala V 1/200.00

282.00

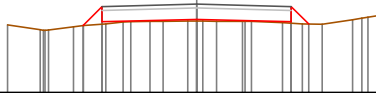


Quote	284.03 284.05	284.11	284.05 283.97
Parziali	0.42	2.50	0.48
Sviluppata Par.	0.60	2.50	0.68
Sviluppata	0.00 0.60	3.10	5.60 6.28
Progressiva	-2.92 -2.50	0.00	2.50 2.98
Dislivelli	0.00 0.36	-0.08	0.03 0.00

Sezione: 42  
 Progressiva: 420.000  
 Q. Progetto: 283.337

Scala H 1/200.00  
 Scala V 1/200.00

281.00

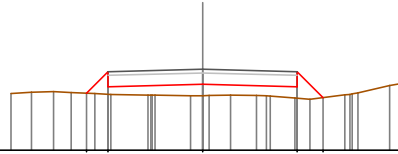


Quote	282.78 282.87	282.94	282.87 282.81
Parziali	0.50	2.50	0.46
Sviluppata Par.	0.71	2.50	0.65
Sviluppata	0.00 0.71	3.21	5.71 6.36
Progressiva	-3.00 -2.50	0.00	2.50 2.96
Dislivelli	0.00 0.46	-0.04	-0.04 0.00

Sezione: 43  
 Progressiva: 440.000  
 Q. Progetto: 282.137

Scala H 1/200.00  
 Scala V 1/200.00

280.00

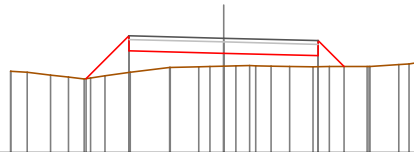


Quote		281.50	281.67	281.74	281.67	281.59
Parziali		0.57	2.50	2.50	0.69	
Sviluppata Par.		0.81	2.50	2.50	0.97	
Sviluppata		0.00	0.81	3.31	5.81	6.78
Progressiva		-3.07	-2.50	0.00	2.50	3.19
Dislivelli		0.00	0.60	0.30	0.31	0.00

Sezione: 44  
 Progressiva: 458.891  
 Q. Progetto: 281.025

Scala H 1/200.00  
 Scala V 1/200.00

278.00

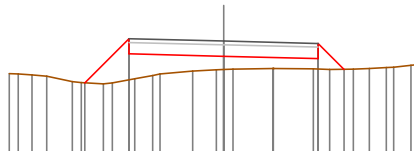


Quote		279.95	280.69	280.63	280.95	280.28
Parziali		1.14	2.50	2.50	0.69	
Sviluppata Par.		1.61	2.50	2.50	0.97	
Sviluppata		0.00	1.61	4.11	6.61	7.58
Progressiva		-3.64	-2.50	0.00	2.50	3.19
Dislivelli		0.00	0.97	0.34	0.29	0.00

Sezione: 45  
 Progressiva: 460.000  
 Q. Progetto: 280.963

Scala H 1/200.00  
 Scala V 1/200.00

278.00

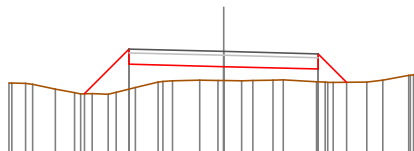


Quote		279.95	280.63	280.95	280.95	280.22
Parziali		1.17	2.50	2.50	0.69	
Sviluppata Par.		1.65	2.50	2.50	0.97	
Sviluppata		0.00	1.65	4.15	6.65	7.62
Progressiva		-3.67	-2.50	0.00	2.50	3.19
Dislivelli		0.00	1.09	0.35	0.28	0.00

Sezione: 46  
 Progressiva: 464.163  
 Q. Progetto: 280.727

Scala H 1/200.00  
 Scala V 1/200.00

278.00

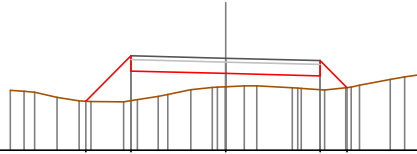


Quote		279.61	280.39	280.33	280.36	279.91
Parziali		1.18	2.50	2.50	0.75	
Sviluppata Par.		1.67	2.50	2.50	1.07	
Sviluppata		0.00	1.67	4.17	6.67	7.74
Progressiva		-3.68	-2.50	0.00	2.50	3.25
Dislivelli		0.00	1.06	0.37	0.34	0.00

Sezione: 47  
 Progressiva: 469.435  
 Q. Progetto: 280.428

Scala H 1/200.00  
 Scala V 1/200.00

278.00

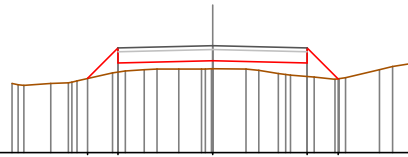


Quote		279.29	280.09	280.03	279.97	279.65
Parziali		1.20	2.50	2.50	0.71	
Sviluppata Par.		1.70	2.50	2.50	1.01	
Sviluppata		0.00	1.70	4.20	6.70	7.71
Progressiva		-3.70	-2.50	0.00	2.50	3.21
Dislivelli		0.00	1.18	0.35	0.37	-0.00

Sezione: 48  
 Progressiva: 480.000  
 Q. Progetto: 279.830

Scala H 1/200.00  
 Scala V 1/200.00

277.00

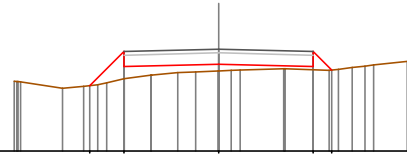


Quote		278.96	279.37	279.43	279.37	278.95
Parziali		0.81	2.50	2.50	0.82	
Sviluppata Par.		1.14	2.50	2.50	1.16	
Sviluppata		0.00	1.14	3.64	6.14	7.30
Progressiva		-3.31	-2.50	0.00	2.50	3.32
Dislivelli		0.00	0.64	0.21	0.36	0.00

Sezione: 49  
 Progressiva: 500.000  
 Q. Progetto: 278.697

Scala H 1/200.00  
 Scala V 1/200.00

276.00

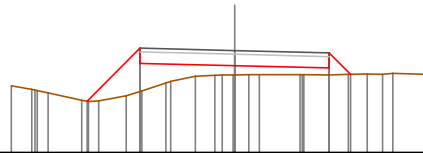


Quote		277.73	278.23	278.30	278.23	278.14
Parziali		0.91	2.50	2.50	0.49	
Sviluppata Par.		1.28	2.50	2.50	0.70	
Sviluppata		0.00	1.28	3.78	6.28	6.98
Progressiva		-3.41	-2.50	0.00	2.50	2.99
Dislivelli		0.00	0.72	0.18	0.09	0.00

Sezione: 50  
 Progressiva: 517.620  
 Q. Progetto: 277.699

Scala H 1/200.00  
 Scala V 1/200.00

275.00

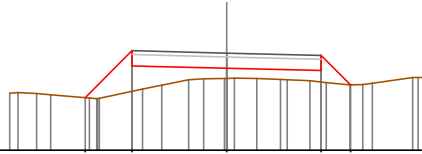


Quote		276.36	277.36	277.30	277.24	277.09
Parziali		1.40	2.50	2.50	0.57	
Sviluppata Par.		1.99	2.50	2.50	0.81	
Sviluppata		0.00	1.99	4.49	6.99	7.79
Progressiva		-3.90	-2.50	0.00	2.50	3.07
Dislivelli		0.00	1.15	0.24	0.18	0.00

Sezione: 51  
 Progressiva: 520.000  
 Q. Progetto: 277.564

Scala H 1/200.00  
 Scala V 1/200.00

275.00

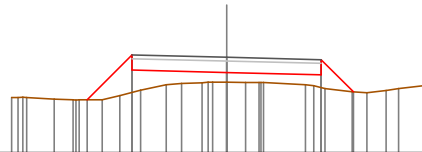


Quote	276.38	277.23	277.16	277.10	276.72
Parziali	1.24	2.50	2.50	0.78	
Sviluppata Par.	1.76	2.50	2.50	1.10	
Sviluppata	0.00	1.76	4.26	6.76	7.86
Progressiva	-3.74	-2.50	0.00	2.50	-3.28
Dislivelli	-0.00	1.07	0.27	0.30	0.00

Sezione: 52  
 Progressiva: 520.774  
 Q. Progetto: 277.520

Scala H 1/200.00  
 Scala V 1/200.00

275.00

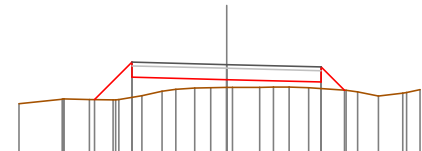


Quote	276.39	277.18	277.12	277.06	276.61
Parziali	1.19	2.50	2.50	0.85	
Sviluppata Par.	1.68	2.50	2.50	1.20	
Sviluppata	0.00	1.68	4.18	6.68	7.89
Progressiva	-3.69	-2.50	0.00	2.50	-3.35
Dislivelli	-0.00	0.99	0.26	0.34	0.00

Sezione: 53  
 Progressiva: 523.928  
 Q. Progetto: 277.341

Scala H 1/200.00  
 Scala V 1/200.00

275.00

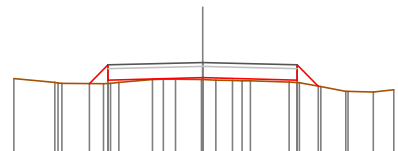


Quote	276.41	277.00	276.94	276.88	276.66
Parziali	0.99	2.50	2.50	0.62	
Sviluppata Par.	1.40	2.50	2.50	0.87	
Sviluppata	0.00	1.40	3.90	6.41	7.28
Progressiva	-3.49	-2.50	0.00	2.50	-3.12
Dislivelli	0.00	0.93	0.20	0.18	0.00

Sezione: 54  
 Progressiva: 540.000  
 Q. Progetto: 276.434

Scala H 1/200.00  
 Scala V 1/200.00

274.00



Quote	275.88	276.97	276.03	275.97	275.61
Parziali	0.49	2.50	2.50	0.56	
Sviluppata Par.	0.70	2.50	2.50	0.79	
Sviluppata	0.00	0.70	3.20	5.70	6.49
Progressiva	-2.99	-2.50	0.00	2.50	-3.06
Dislivelli	0.49	0.49	0.05	0.06	0.00

Sezione: 55  
 Progressiva: 560.000  
 Q. Progetto: 275.660

Scala H 1/200.00  
 Scala V 1/200.00

273.00

Quote	273.00	273.00	273.00	273.00	274.96
Parziali	0.57	2.50	2.50	0.64	
Sviluppata Par.	0.81	2.50	2.50	0.91	
Sviluppata	0.00	0.81	3.31	5.81	6.72
Progressiva	-3.07	-2.50	0.00	2.50	3.14
Dislivelli	0.00	0.57	0.14	0.16	0.00

Sezione: 56  
 Progressiva: 580.000  
 Q. Progetto: 274.980

Scala H 1/200.00  
 Scala V 1/200.00

272.00

Quote	274.98	274.98	274.98	274.98	274.46
Parziali	0.66	2.50	2.50	0.45	
Sviluppata Par.	0.93	2.50	2.50	0.64	
Sviluppata	0.00	0.93	3.43	5.93	6.57
Progressiva	-3.16	-2.50	0.00	2.50	2.95
Dislivelli	-0.00	0.50	0.05	0.01	0.00

Sezione: 57  
 Progressiva: 593.625  
 Q. Progetto: 274.387

Scala H 1/200.00  
 Scala V 1/200.00

272.00

Quote	274.04	274.04	273.99	273.92	273.14
Parziali	0.41	2.50	2.50	0.58	
Sviluppata Par.	0.57	2.50	2.50	0.82	
Sviluppata	0.00	0.57	3.07	5.58	6.40
Progressiva	-2.91	-2.50	0.00	2.50	3.08
Dislivelli	-0.00	0.40	-0.03	0.09	0.00

Sezione: 58  
 Progressiva: 599.658  
 Q. Progetto: 274.106

Scala H 1/200.00  
 Scala V 1/200.00

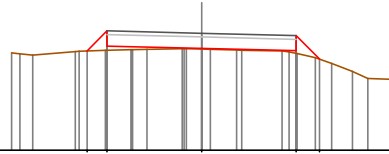
271.00

Quote	273.63	273.77	273.71	273.64	273.38
Parziali	0.54	2.50	2.50	0.67	
Sviluppata Par.	0.76	2.50	2.50	0.94	
Sviluppata	0.00	0.76	3.26	5.76	6.71
Progressiva	-3.04	-2.50	0.00	2.50	3.17
Dislivelli	-0.00	0.51	0.01	-0.10	0.00

Sezione: 59  
 Progressiva: 600.000  
 Q. Progetto: 274.090

Scala H 1/200.00  
 Scala V 1/200.00

271.00

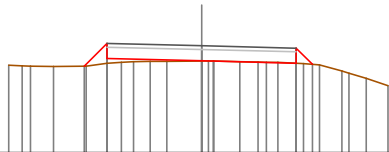


Quote		273.82	273.75	273.69	273.63	273.41
Parziali		0.53	2.50	2.50	0.62	
Sviluppata Par.		0.75	2.50	2.50	0.88	
Sviluppata		0.00	0.75	3.25	5.75	6.63
Progressiva		-3.03	-2.50	0.00	2.50	3.12
Dislivelli		0.00	0.51	0.02	0.07	0.00

Sezione: 60  
 Progressiva: 605.690  
 Q. Progetto: 273.826

Scala H 1/200.00  
 Scala V 1/200.00

271.00

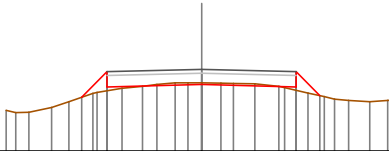


Quote		273.29	273.49	273.43	273.36	273.33
Parziali		0.60	2.50	2.50	0.43	
Sviluppata Par.		0.85	2.50	2.50	0.61	
Sviluppata		0.00	0.85	3.35	5.85	6.46
Progressiva		-3.10	-2.50	0.00	2.50	2.93
Dislivelli		-0.00	0.53	0.01	0.00	0.00

Sezione: 61  
 Progressiva: 620.000  
 Q. Progetto: 273.160

Scala H 1/200.00  
 Scala V 1/200.00

271.00

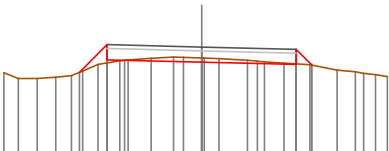


Quote		272.42	272.70	272.76	272.70	272.47
Parziali		0.67	2.50	2.50	0.63	
Sviluppata Par.		0.95	2.50	2.50	0.89	
Sviluppata		0.00	0.95	3.45	5.95	6.84
Progressiva		-3.17	-2.50	0.00	2.50	3.13
Dislivelli		0.00	0.50	-0.04	0.09	-0.00

Sezione: 62  
 Progressiva: 627.917  
 Q. Progetto: 272.791

Scala H 1/200.00  
 Scala V 1/200.00

270.00

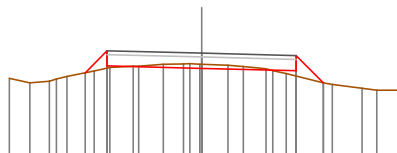


Quote		272.12	272.45	272.39	272.33	272.32
Parziali		0.73	2.50	2.50	0.41	
Sviluppata Par.		1.03	2.50	2.50	0.58	
Sviluppata		0.00	1.03	3.53	6.03	6.62
Progressiva		-3.23	-2.50	0.00	2.50	2.91
Dislivelli		0.00	0.48	-0.11	-0.02	0.00

Sezione: 63  
 Progressiva: 630.000  
 Q. Progetto: 272.694

Scala H 1/200.00  
 Scala V 1/200.00

270.00

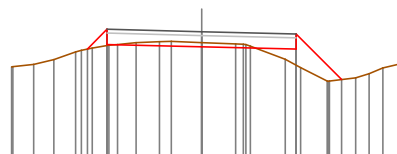


Quote	272.17 272.36		272.29	272.23 271.91
Parziali	0.58	2.50	2.50	0.72
Sviluppata Par.	0.82	2.50	2.50	1.01
Sviluppata	0.00 -3.08 -2.50	0.82	3.32	5.83 6.84
Progressiva	0.00 0.45		0.00	0.14 0.00
Dislivelli				

Sezione: 64  
 Progressiva: 638.408  
 Q. Progetto: 272.303

Scala H 1/200.00  
 Scala V 1/200.00

269.00

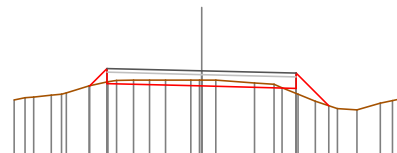


Quote	271.84 271.97		271.90	271.84 271.04
Parziali	0.52	2.50	2.50	1.20
Sviluppata Par.	0.74	2.50	2.50	1.70
Sviluppata	0.00 -3.02 -2.50	0.74	3.24	5.74 7.44
Progressiva	0.00 0.43		0.00	0.42 0.00
Dislivelli				

Sezione: 65  
 Progressiva: 640.000  
 Q. Progetto: 272.229

Scala H 1/200.00  
 Scala V 1/200.00

270.00

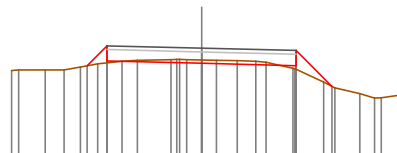


Quote	271.83 271.89		271.83	271.77 271.30
Parziali	0.46	2.50	2.50	0.86
Sviluppata Par.	0.65	2.50	2.50	1.22
Sviluppata	0.00 -2.96 -2.50	0.65	3.15	5.65 6.87
Progressiva	0.00 0.35		0.00	0.13 0.00
Dislivelli				

Sezione: 66  
 Progressiva: 648.899  
 Q. Progetto: 271.815

Scala H 1/200.00  
 Scala V 1/200.00

269.00

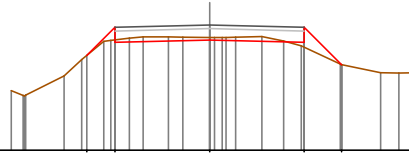


Quote	271.35 271.48		271.41	271.35 270.80
Parziali	0.53	2.50	2.50	0.95
Sviluppata Par.	0.75	2.50	2.50	1.35
Sviluppata	0.00 -3.03 -2.50	0.75	3.25	5.75 7.09
Progressiva	0.00 0.45		0.00	0.10 -0.00
Dislivelli				

Sezione: 67  
 Progressiva: 660.000  
 Q. Progetto: 271.312

Scala H 1/200.00  
 Scala V 1/200.00

268.00

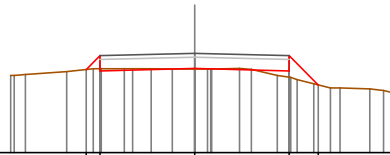


Quote		270.90	270.85	270.91	270.85	270.85
Parziali		0.74	2.50	2.50	0.99	
Sviluppata Par.		1.05	2.50	2.50	1.40	
Sviluppata		0.00	1.05	3.55	6.05	7.45
Progressiva		-3.24	-2.50	0.00	2.50	3.49
Dislivelli		0.00	0.83	-0.07	0.13	-0.00

Sezione: 68  
 Progressiva: 680.000  
 Q. Progetto: 270.624

Scala H 1/200.00  
 Scala V 1/200.00

268.00

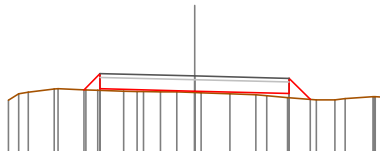


Quote		270.20	270.16	270.22	270.16	268.79
Parziali		0.87	2.50	2.50	0.77	
Sviluppata Par.		0.52	2.50	2.50	1.09	
Sviluppata		0.00	0.52	3.02	5.52	6.61
Progressiva		-2.87	-2.50	0.00	2.50	3.27
Dislivelli		0.00	0.34	-0.02	0.16	0.00

Sezione: 69  
 Progressiva: 697.198  
 Q. Progetto: 270.039

Scala H 1/200.00  
 Scala V 1/200.00

268.00

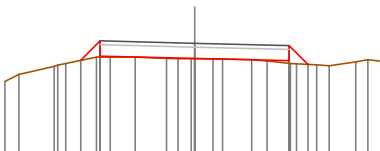


Quote		268.67	268.70	268.64	268.58	268.42
Parziali		0.43	2.50	2.50	0.56	
Sviluppata Par.		0.61	2.50	2.50	0.79	
Sviluppata		0.00	0.61	3.11	5.61	6.40
Progressiva		-2.93	-2.50	0.00	2.50	3.06
Dislivelli		0.00	0.44	0.04	0.11	-0.00

Sezione: 70  
 Progressiva: 700.000  
 Q. Progetto: 269.944

Scala H 1/200.00  
 Scala V 1/200.00

267.00



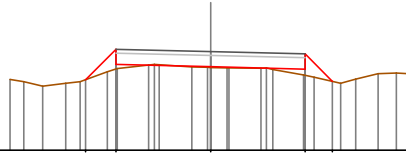
Quote		269.49	269.51	269.54	269.48	269.39
Parziali		0.52	2.50	2.50	0.50	
Sviluppata Par.		0.73	2.50	2.50	0.70	
Sviluppata		0.00	0.73	3.23	5.73	6.43
Progressiva		-3.02	-2.50	0.00	2.50	3.00
Dislivelli		-0.00	0.43	-0.01	-0.07	0.00



Sezione: 71  
 Progressiva: 710.000  
 Q. Progetto: 269.604

Scala H 1/200.00  
 Scala V 1/200.00

267.00

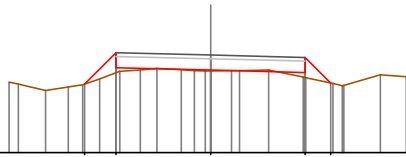


Quote		269.86	269.27	269.20	269.14	268.82
Parziali		0.80	2.50	2.50	0.72	
Sviluppata Par.		1.14	2.50	2.50	1.02	
Sviluppata		0.00	1.14	3.64	6.14	7.16
Progressiva		-3.30	-2.50	0.00	2.50	3.22
Dislivelli		0.00	0.52	0.02	0.16	-0.00

Sezione: 72  
 Progressiva: 710.697  
 Q. Progetto: 269.580

Scala H 1/200.00  
 Scala V 1/200.00

267.00

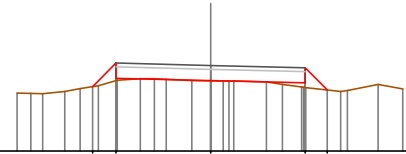


Quote		268.81	269.24	269.18	269.12	268.84
Parziali		0.83	2.50	2.50	0.68	
Sviluppata Par.		1.18	2.50	2.50	0.96	
Sviluppata		0.00	1.18	3.68	6.18	7.14
Progressiva		-3.33	-2.50	0.00	2.50	3.18
Dislivelli		0.00	0.53	0.02	0.13	0.00

Sezione: 73  
 Progressiva: 720.000  
 Q. Progetto: 269.264

Scala H 1/200.00  
 Scala V 1/200.00

267.00

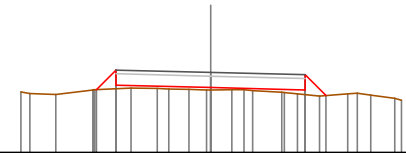


Quote		268.70	268.93	268.86	268.80	268.62
Parziali		0.62	2.50	2.50	0.58	
Sviluppata Par.		0.88	2.50	2.50	0.83	
Sviluppata		0.00	0.88	3.38	5.88	6.71
Progressiva		-3.12	-2.50	0.00	2.50	3.08
Dislivelli		0.00	0.46	0.01	0.12	0.00

Sezione: 74  
 Progressiva: 724.195  
 Q. Progetto: 269.121

Scala H 1/200.00  
 Scala V 1/200.00

267.00



Quote		268.66	268.76	268.72	268.66	268.51
Parziali		0.52	2.50	2.50	0.55	
Sviluppata Par.		0.74	2.50	2.50	0.79	
Sviluppata		0.00	0.74	3.24	5.74	6.51
Progressiva		-3.02	-2.50	0.00	2.50	3.05
Dislivelli		-0.00	0.50	0.07	0.12	0.00