## STRALCIO PLANIMETRICO MURO MP6

Scala 1:500

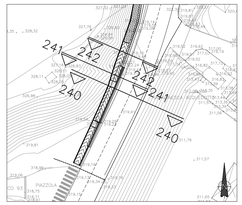


## PROSPETTO MURO MP6

Scala 1:50

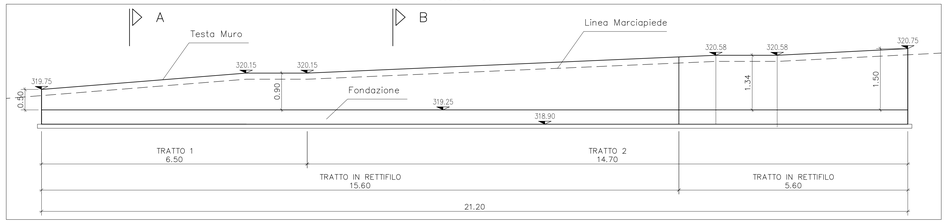


## PIANTA MURO MP6

Scala 1:100

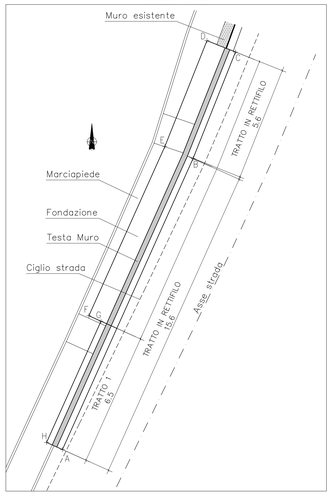


## ARMATURA MP6 SEZ. A–A

Scala 1:20

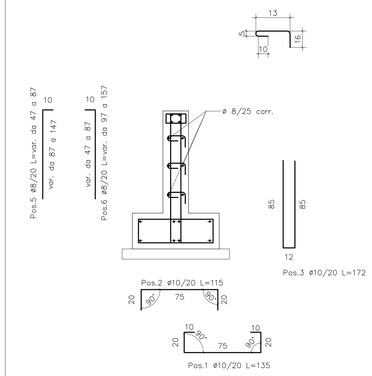


## ARMATURA MP6 SEZ. B–B

Scala 1:20

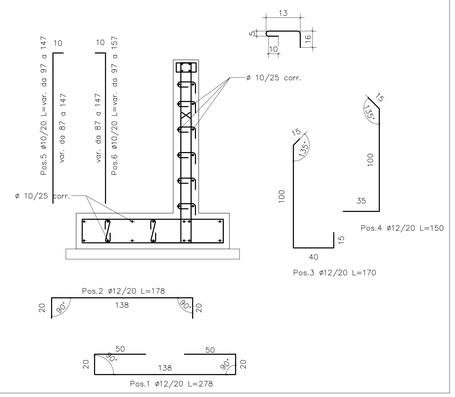


## MURO MP6 SEZ. A–A

Scala 1:20

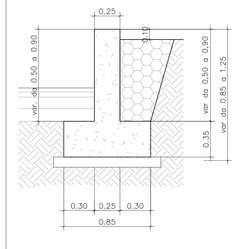


## MURO MP6 SEZ. B–B

Scala 1:20

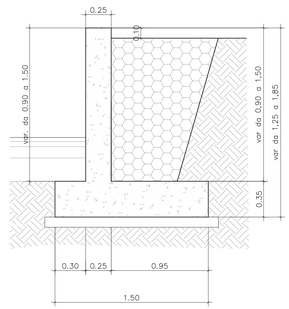


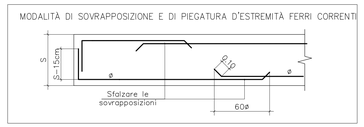


## ARMATURA SEZIONE D–D RAMPA MARCIAPIEDE MP6

Scala 1:20

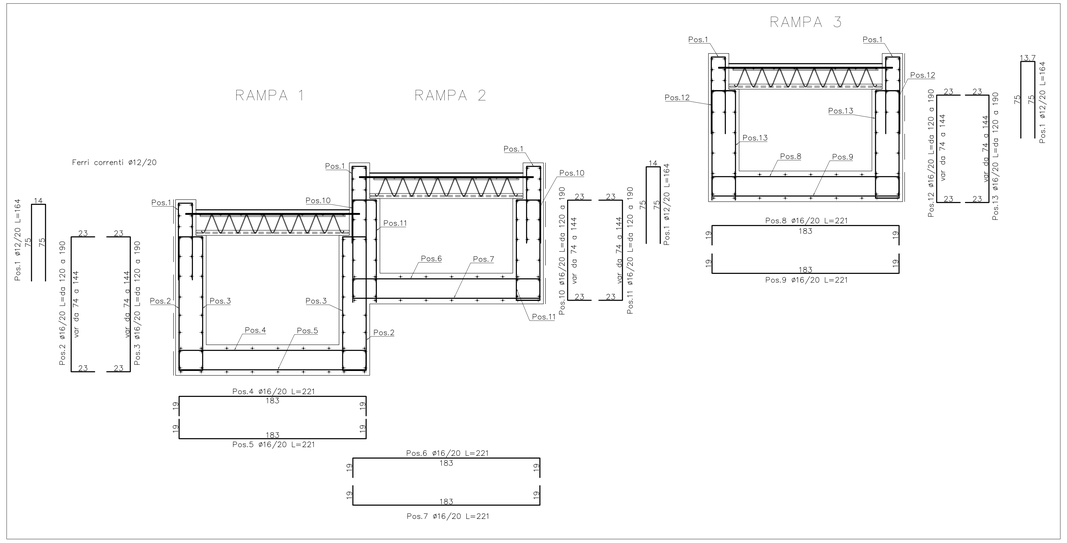


## SEZIONE D–D RAMPA MARCIAPIEDE MP6

Scala 1:20

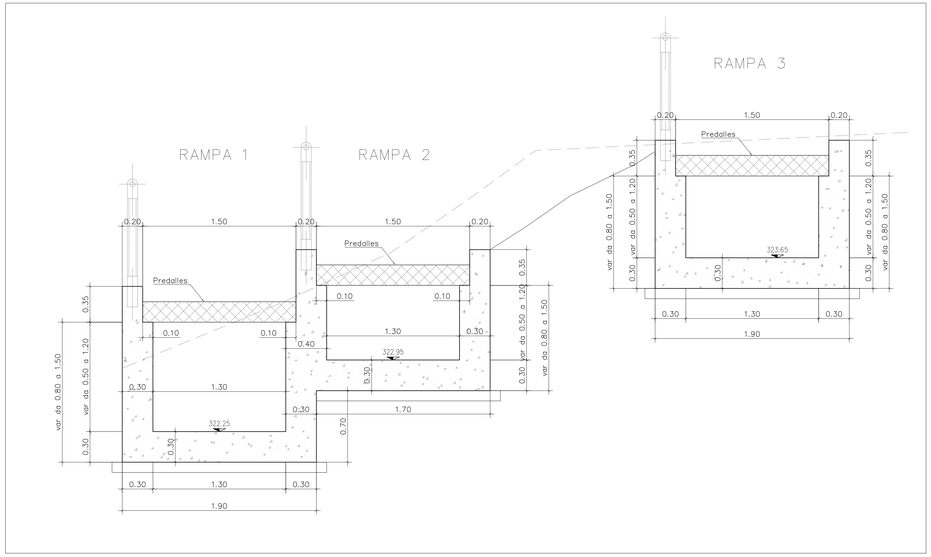


## TABELLA MATERIALI

**CALCESTRUZZI**

**MAGRONE DI PULIZIA E LIVELLAMENTO**
- CLASSE DI RESISTENZA Rck$_{min}$ : ≥ 15 MPa
- CONTENUTO MIN. CEMENTO : 150 kg/mc

**MURI STRADALI FONDAZIONI**
- CLASSE DI RESISTENZA Rck : ≥ 35 MPa
- CORRIFERRO : C = 40 mm
- CLASSE DI CONSISTENZA SLUMP : S3
- CLASSE DI ESPOSIZIONE : 2a

**MURI STRADALI ELEVAZIONI**
- CLASSE DI RESISTENZA Rck : ≥ 35 MPa
- CORRIFERRO : C = 40 mm
- CLASSE DI CONSISTENZA SLUMP : S4
- CLASSE DI ESPOSIZIONE : 2b

**ACCIAIO PER ARMATURE LENTE**
- FeB44K SALDABILE PER ø ≤ 26 mm
- FeB38K SALDABILE PER ø > 26 mm
- $f_y/f_{yk} \geq 1.25$; $(f_t/f_y)$ medio $\geq 1.13$ COME DA D.M. 09/01/96 , DOVE :
  $f_y$ = SINGOLO VALORE DI SNERVAMENTO
  $f_{yk}$ = VALORE NOMINALE DI RIFERIMENTO
  $f_t$ = SINGOLO VALORE DI TENSIONE ROTTURA
- RETI ELETTROSALDATE : FeB44K SALDABILE

## SEZIONE A–A RAMPA MARCIAPIEDE MP6

Scala 1:50

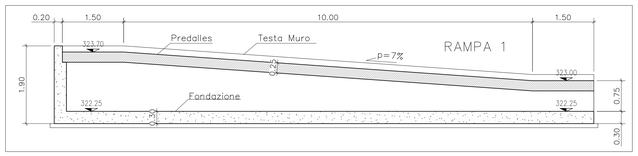


## SEZIONE B–B RAMPA MARCIAPIEDE MP6

Scala 1:50

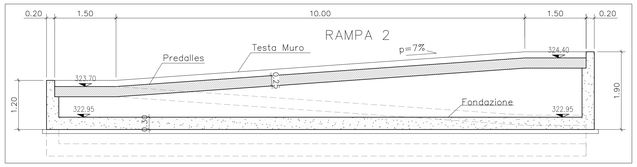


## SEZIONE C–C RAMPA MARCIAPIEDE MP6

Scala 1:50

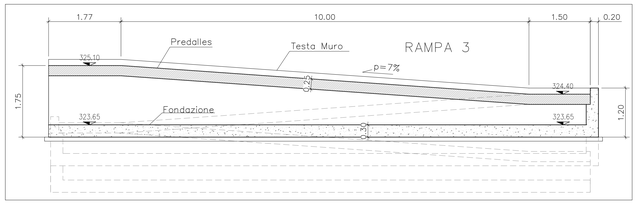


## PIANTA RAMPA MARCIAPIEDE MP6

Scala 1:50

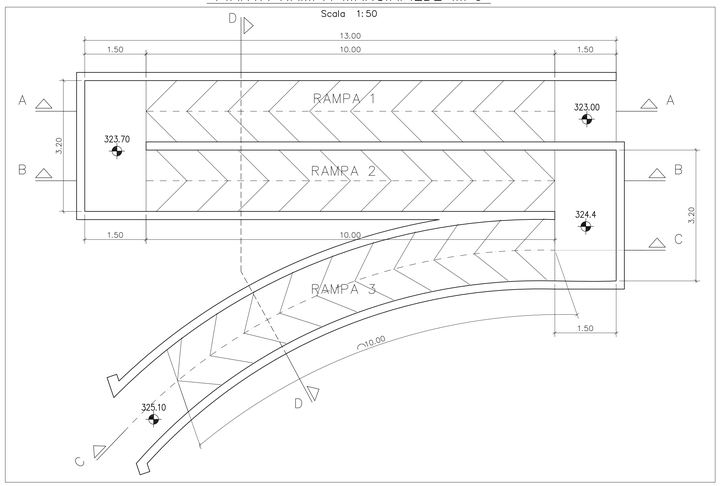


COMMITTENTE:

RFI RETE FERROVIARIA ITALIANA
GRUPPO FERROVIE DELLO STATO ITALIANE

ALTA SORVEGLIANZA:

ITALFERR
GRUPPO FERROVIE DELLO STATO ITALIANE

GENERAL CONTRACTOR:

Consorzio Cociv Collegamenti Integrati Veloci

INFRASTRUTTURE FERROVIARIE STRATEGICHE DEFINITE DALLA LEGGE OBIETTIVO N.443/01

TRATTA A.V./A.C. TERZO VALICO DEI GIOVI
PROGETTO ESECUTIVO

# ADEGUAMENTO S.P. 160 DI VAL LEMME

Planimetria marciapiedi

MP6 Tav. 2

| GENERAL CONTRACTOR | DIRETTORE LAVORI | SCALA: |
|---|---|---|
| Consorzio Cociv<br>Ing. G. Guagnozzi | | VARIE |

| COMMESSA | LOTTO | FASE | ENTE | TIPO DOC. | OPERA/DISCIPLINA | PROGR. | REV. |
|---|---|---|---|---|---|---|---|
| IG51 | 01 | E | CV | BZ | NV150X | 006 | A |

PROGETTAZIONE

| Rev. | Descrizione emissione | Redatto | Data | Verificato | Data | Progettista Integratore | Data | IL PROGETTISTA |
|---|---|---|---|---|---|---|---|---|
| A00 | Prima emissione | I.C. srl | 19/09/12 | Ing. F. Colla | 21/09/12 | E. Pagani | 25/09/12 | Ing. E. GHISLANDI |
| | | | | | | | | |
| | | | | | | | | |
| | | | | | | | | |

n. Elab.

Nome File: IG51-01-E-CV-PZ-NV15-05-006-A00

CUP: F81H92000000008

Scala di plot: 1:1