

COMMITTENTE:



PROGETTAZIONE:



**DIREZIONE TECNICA**

**S.O. COORDINAMENTO INGEGNERIA DI SISTEMA E PFTE**

**PROGETTO DI FATTIBILITA' TECNICO ECONOMICA**

**Bypass di Augusta**

**Book sezioni trasversali**

SCALA :

1:200

COMMESSA LOTTO FASE ENTE TIPO DOC. OPERA/DISCIPLINA PROGR. REV.

RS60 00 R 14 W9 IF 00 0 1 001 A

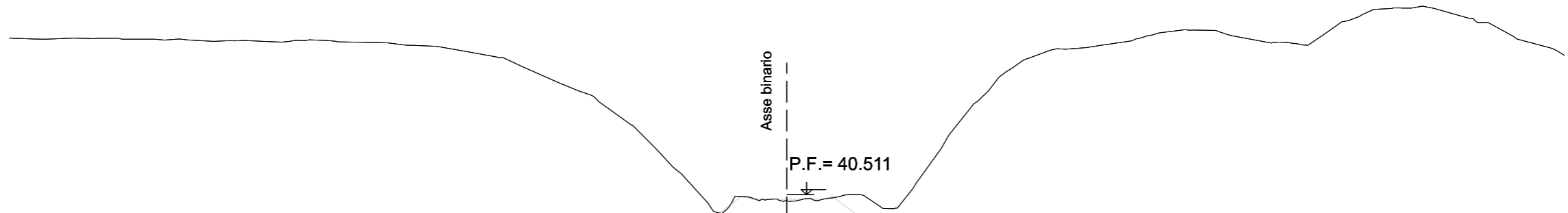
| Revis. | Descrizione          | Redatto   | Data     | Verificato   | Data     | Approvato   | Data     | Autorizzato | Data     |
|--------|----------------------|-----------|----------|--------------|----------|-------------|----------|-------------|----------|
| A      | Emissione definitiva | L.Zonnino | Ott 2022 | P.Di Gennaro | Ott 2022 | C.Carlesimo | Ott 2022 | G. Ingresso | Ott 2022 |
|        |                      |           |          |              |          |             |          |             |          |
|        |                      |           |          |              |          |             |          |             |          |
|        |                      |           |          |              |          |             |          |             |          |

ITALFERR S.p.A.  
COORDINAMENTO INGEGNERIA DI SISTEMA  
Dott. Ing. GIULIANO INGROSSO  
Ordine degli Ingegneri di ROMA N. 20502

File: RS6000R14W9IF0001001A.dgn

n. Elab.:

| Materiale       | Area(m2) |
|-----------------|----------|
| Scavo           | 9.142    |
| Rilevato        | 0.000    |
| Scotico         | 4.200    |
| Riempimento     | 0.000    |
| Inerbimento     | 0.000    |
| Subballast      | 2.016    |
| SuperCompattato | 2.520    |

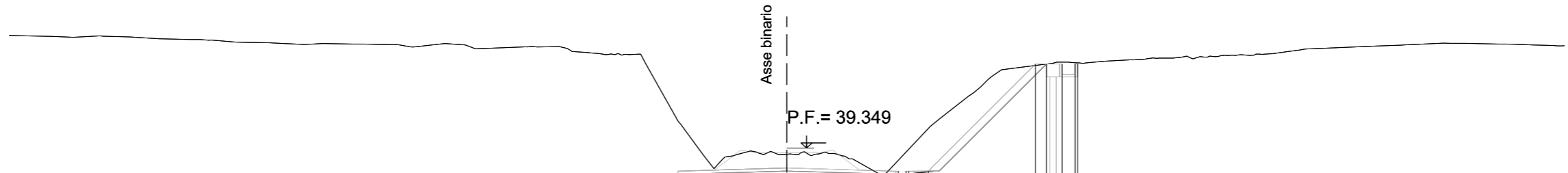


Prog. = 0+000.000

Q. Rif. = 24.000

|                       |        |        |        |
|-----------------------|--------|--------|--------|
| Quote Terreno         | 41.418 | 40.271 | 39.986 |
| Quote Progetto        | 39.194 | 39.320 | 39.194 |
| Dist. Progr. Progetto | -4.200 | -0.000 | 4.200  |
| Dist. Parziali        |        | 4.200  | 4.200  |

| Materiale       | Area(m2) |
|-----------------|----------|
| Scavo           | 21.672   |
| Rilevato        | 0.000    |
| Scotico         | 7.109    |
| Riempimento     | 0.000    |
| Inerbimento     | 1.755    |
| Subballast      | 1.512    |
| SuperCompattato | 2.520    |

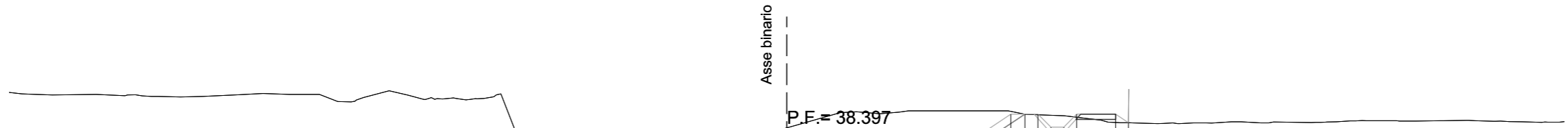


Prog. = 0+100.000

Q. Rif. = 22.000

|                       |  |        |        |        |        |        |        |        |        |        |        |        |        |
|-----------------------|--|--------|--------|--------|--------|--------|--------|--------|--------|--------|--------|--------|--------|
| Quote Terreno         |  | 40.398 | 39.103 | 38.705 | 38.298 | 40.103 | 42.543 | 42.598 | 42.669 | 42.646 |        |        |        |
| Quote Progetto        |  | 38.032 | 38.158 | 38.032 | 38.452 | 38.452 | 38.452 | 38.460 | 42.598 | 42.598 | 42.598 |        |        |
| Dist. Progr. Progetto |  | -4.200 | 0.000  | 4.200  | 4.300  | 4.600  | 4.700  | 5.456  | 9.594  | 10.018 | 10.618 | 11.118 | 11.218 |
| Dist. Parziali        |  |        | 4.200  |        | 4.200  | 0.500  | 0.756  | 0.429  | 3.709  |        | 0.424  |        |        |

| Materiale       | Area(m2) |
|-----------------|----------|
| Scavo           | 22.729   |
| Rilevato        | 0.178    |
| Scotico         | 6.692    |
| Riempimento     | 0.000    |
| Inerbimento     | 1.191    |
| Subballast      | 1.512    |
| SuperCompattato | 2.520    |

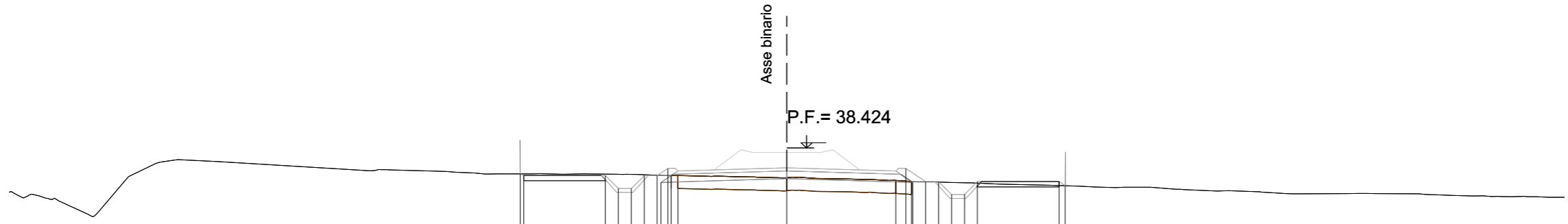


Prog. = 0+200.000

Q. Rif. = 21.000

|                       |  |        |        |        |        |        |        |        |        |        |        |        |        |        |        |        |
|-----------------------|--|--------|--------|--------|--------|--------|--------|--------|--------|--------|--------|--------|--------|--------|--------|--------|
| Quote Terreno         |  | 37.764 | 39.184 | 38.784 | 38.842 | 39.843 | 39.824 | 39.712 | 39.691 | 39.672 | 39.654 | 39.595 | 39.392 | 39.382 |        |        |
| Quote Progetto        |  | 37.081 | 37.207 | 37.081 | 37.501 | 37.501 | 37.501 | 37.507 | 39.712 | 39.712 | 39.712 | 39.212 | 39.212 | 39.712 | 39.712 | 39.382 |
| Dist. Progr. Progetto |  | -4.200 | -0.000 | 4.200  | 4.300  | 4.600  | 4.700  | 5.335  | 8.643  | 9.184  | 9.684  | 10.184 | 10.684 | 11.184 | 12.684 | 13.179 |
| Dist. Parziali        |  |        | 4.200  | 4.200  | 0.500  | 0.635  | 0.550  | 2.758  | 0.541  | 0.500  | 0.500  | 0.500  | 0.500  | 1.500  | 0.495  |        |

| Materiale       | Area(m2) |
|-----------------|----------|
| Scavo           | 3.697    |
| Rilevato        | 0.026    |
| Scotico         | 4.636    |
| Riempimento     | 0.000    |
| Inerbimento     | 0.398    |
| Subballast      | 1.031    |
| SuperCompattato | 2.774    |



Prog. = 0+300.000

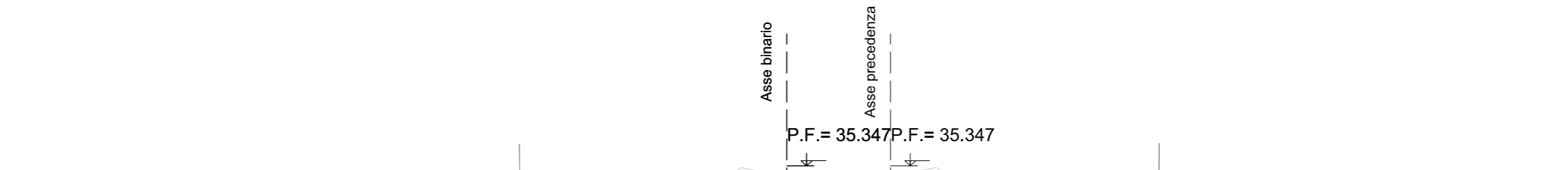
Q. Rif. = 20.000

|                       |         |         |        |        |        |        |        |        |        |        |        |        |        |        |
|-----------------------|---------|---------|--------|--------|--------|--------|--------|--------|--------|--------|--------|--------|--------|--------|
| Quote Terreno         | 37.418  | 37.408  | 37.398 | 37.383 | 37.367 | 37.354 | 37.268 | 37.188 | 37.179 | 37.109 | 37.084 | 37.076 | 37.060 | 36.979 |
| Quote Progetto        | 37.418  | 37.354  | 37.354 | 36.854 | 36.854 | 37.354 | 37.233 | 37.107 | 37.627 | 37.119 | 37.088 | 37.119 | 36.619 | 37.119 |
| Dist. Progr. Progetto | -10.280 | -10.151 | -7.001 | -6.501 | -6.001 | -5.501 | -0.000 | 4.200  | 4.591  | 4.812  | 4.860  | 5.353  | 6.353  | 7.353  |
| Dist. Parziali        | 0.129   | 3.150   | 0.500  | 0.500  | 0.500  | 0.500  | 4.200  | 0.612  | 0.443  | 0.500  | 0.500  | 0.500  | 3.150  | 0.237  |





| Materiale       | Area(m2) |
|-----------------|----------|
| Scavo           | 15.715   |
| Rilevato        | 0.007    |
| Scotico         | 2.413    |
| Riempimento     | 0.000    |
| Inerbimento     | 0.000    |
| Subballast      | 0.000    |
| SuperCompattato | 0.000    |



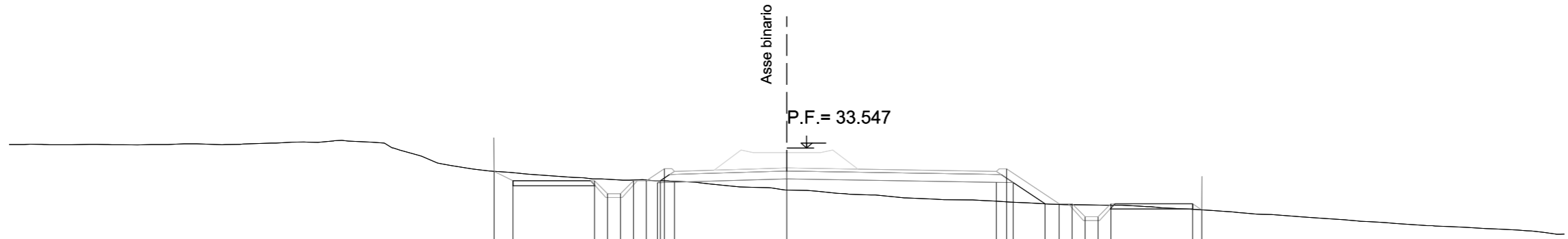
Prog. = 1+000.000

Q. Rif. = 17.000

|                       | 34.884  | 34.887  | 34.868 | 34.884 | 34.911 | 34.928 | 34.917 | 34.920 | 34.934 | 34.930 | 34.967 | 34.951 | 34.948 | 34.962 | 34.946 | 34.957 | 34.958 | 34.959 | 34.966 | 34.959 | 34.942 | 34.928 | 34.924 | 34.918 | 34.914 |        |        |
|-----------------------|---------|---------|--------|--------|--------|--------|--------|--------|--------|--------|--------|--------|--------|--------|--------|--------|--------|--------|--------|--------|--------|--------|--------|--------|--------|--------|--------|
| Quote Terreno         | 34.884  | 34.887  | 34.868 | 34.884 | 34.911 | 34.928 | 34.917 | 34.920 | 34.934 | 34.930 | 34.967 | 34.951 | 34.948 | 34.962 | 34.946 | 34.957 | 34.958 | 34.959 | 34.966 | 34.959 | 34.942 | 34.928 | 34.924 | 34.918 | 34.914 |        |        |
| Quote Progetto        | 34.884  | 34.928  | 34.928 | 34.428 | 34.428 | 34.928 | 34.928 | 34.452 | 34.446 | 34.026 | 34.156 | 34.107 | 34.096 | 34.107 | 34.156 | 34.026 | 34.446 | 34.452 | 34.959 | 34.959 | 34.959 | 34.459 | 34.924 | 34.959 | 34.959 | 34.914 |        |
| Dist. Progr. Progetto | -10.306 | -10.240 | -8.740 | -8.240 | -7.740 | -7.240 | -6.740 | -6.199 | -5.485 | -4.850 | -4.350 | 0.000  | 1.650  | 2.000  | 2.350  | 4.000  | 8.350  | 8.850  | 9.485  | 10.246 | 10.787 | 11.287 | 11.787 | 12.287 | 12.787 | 14.287 | 14.354 |
| Dist. Parziali        | 0.066   | 1.500   | 0.500  | 0.500  | 0.500  | 0.500  | 0.541  | 0.164  | 0.360  | 0.635  | 0.500  | 4.350  | 1.650  | 0.350  | 1.650  | 4.350  | 0.500  | 0.635  | 0.550  | 0.541  | 0.500  | 0.500  | 0.500  | 0.500  | 1.500  | 0.067  |        |



| Materiale       | Area(m2) |
|-----------------|----------|
| Scavo           | 3.216    |
| Rilevato        | 7.101    |
| Scotico         | 0.272    |
| Riempimento     | 0.000    |
| Inerbimento     | 0.000    |
| Subballast      | 0.000    |
| SuperCompattato | 0.000    |

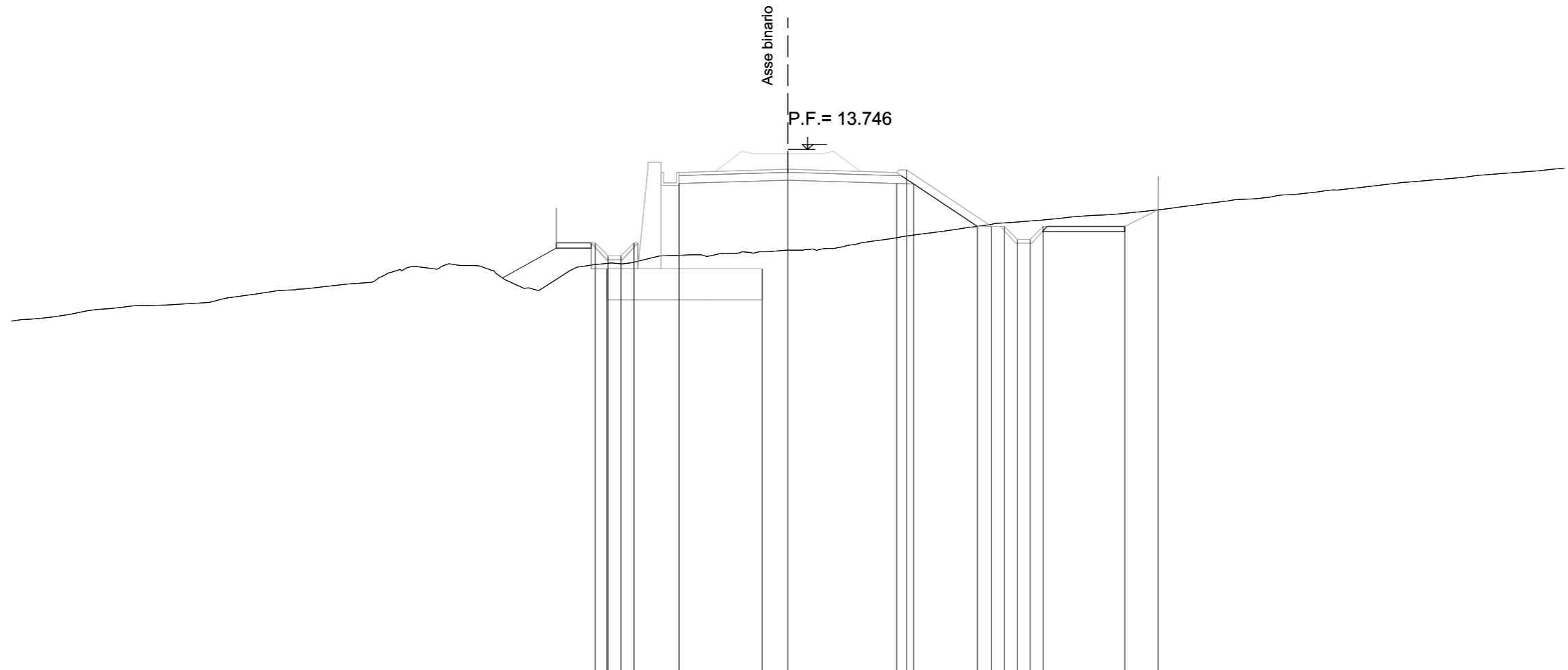


Prog. = 1+100.000

Q. Rif. = 15.000

|                       |  |         |         |  |        |        |        |        |        |        |        |        |       |        |       |        |        |        |        |        |        |        |        |        |        |        |        |
|-----------------------|--|---------|---------|--|--------|--------|--------|--------|--------|--------|--------|--------|-------|--------|-------|--------|--------|--------|--------|--------|--------|--------|--------|--------|--------|--------|--------|
| Quote Terreno         |  | 32.646  | 32.596  |  | 32.353 | 32.339 | 32.308 | 32.313 | 32.314 | 32.284 | 32.284 | 32.262 |       | 31.926 |       | 31.496 | 31.484 | 31.392 | 31.369 | 31.357 | 31.350 | 31.344 | 31.339 |        | 31.156 |        |        |
| Quote Progetto        |  | 32.646  | 32.284  |  | 32.284 | 31.784 | 32.284 | 32.284 | 32.206 | 32.284 | 32.284 | 32.226 |       | 32.356 |       | 32.223 | 32.743 | 32.213 | 31.392 | 31.392 | 30.892 | 31.392 | 31.392 |        | 31.392 | 31.156 |        |
| Dist. Progr. Progetto |  | -11.292 | -10.568 |  | -7.418 | -6.918 | -6.418 | -5.918 | -4.994 | -4.877 | -4.725 | -4.334 |       | 0.000  |       | 8.086  | 8.477  | 8.732  | 9.963  | 10.504 | 11.004 | 11.504 | 12.004 | 12.504 |        | 15.654 | 16.008 |
| Dist. Parziali        |  | 0.730   | 3.150   |  | 0.500  | 0.500  | 0.500  | 0.500  | 0.500  | 0.445  | 0.545  |        | 4.350 | 1.650  | 0.660 | 1.242  | 0.541  | 0.500  | 0.500  | 0.500  | 0.500  | 0.500  |        | 3.150  | 0.360  |        |        |

| Materiale       | Area(m2) |
|-----------------|----------|
| Scavo           | 13.476   |
| Rilevato        | 17.960   |
| Scotico         | 5.761    |
| Riempimento     | 1.020    |
| Inerbimento     | 1.167    |
| Subballast      | 1.019    |
| SuperCompattato | 2.647    |

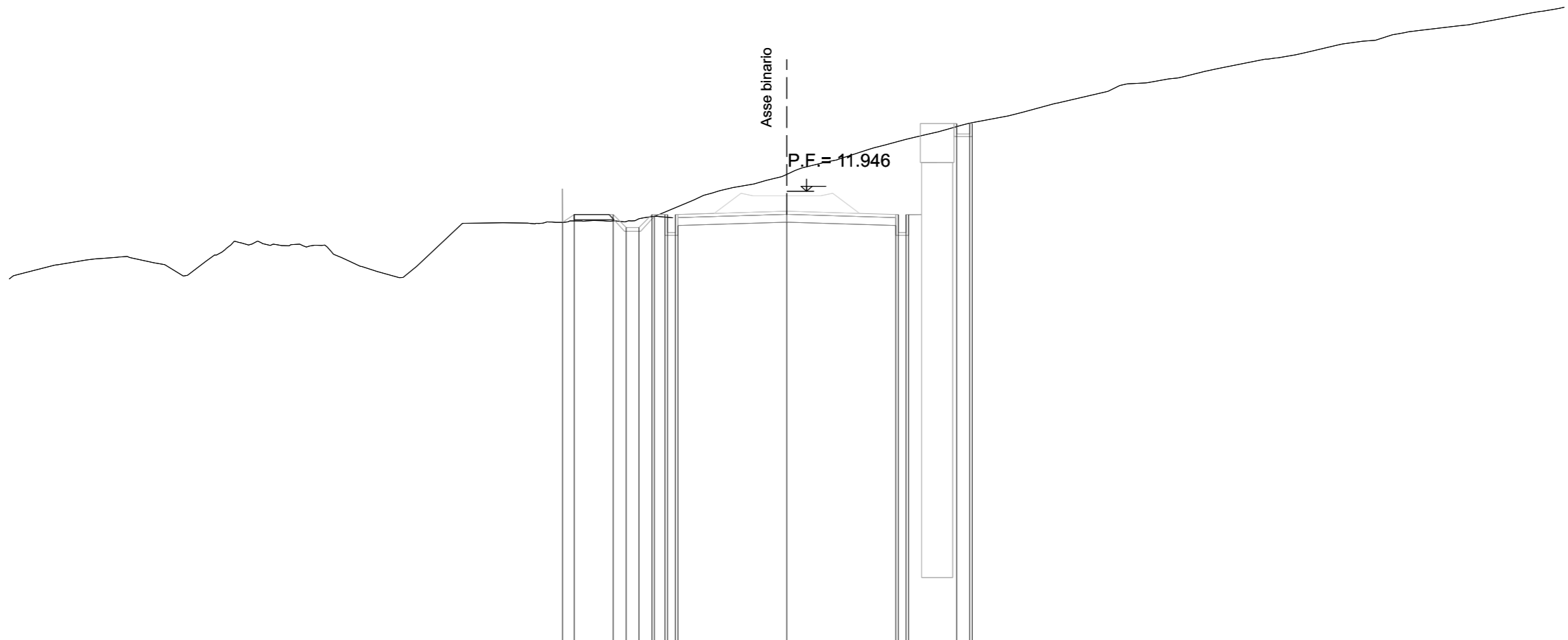


Prog. = 2+200.000

Q. Rif. = -7.000

|                       |  |  |        |        |        |        |        |        |        |        |        |       |        |        |        |        |        |        |        |        |        |        |        |        |
|-----------------------|--|--|--------|--------|--------|--------|--------|--------|--------|--------|--------|-------|--------|--------|--------|--------|--------|--------|--------|--------|--------|--------|--------|--------|
| Quote Terreno         |  |  | 9.296  | 9.342  | 9.329  | 9.388  |        | 9.657  |        | 9.790  | 9.852  |       | 10.335 | 10.419 | 10.768 | 10.850 | 10.908 | 10.943 | 10.981 | 11.020 |        | 11.277 | 11.411 |        |
| Quote Progetto        |  |  | 10.132 | 9.132  | 9.632  | 10.132 |        | 12.429 | 12.429 | 9.132  | 12.555 |       | 12.429 | 12.949 | 12.410 | 10.768 | 10.768 | 10.768 | 10.268 | 10.268 | 10.768 |        | 10.768 | 11.411 |
| Dist. Progr. Progetto |  |  | -7.442 | -6.992 | -6.942 | -6.442 | -5.942 | -4.200 | -4.200 | -0.992 | 0.000  |       | 4.200  | 4.591  | 4.860  | 7.322  | 7.863  | 8.363  | 8.863  | 9.363  | 9.863  |        | 13.013 | 14.299 |
| Dist. Parziali        |  |  |        |        |        |        | 2.792  | 0.000  | 3.208  | 0.992  | 4.200  | 0.660 | 2.462  | 0.541  | 0.500  | 0.500  | 0.500  | 0.500  | 0.500  | 3.150  |        | 1.286  |        |        |

| Materiale       | Area(m2) |
|-----------------|----------|
| Scavo           | 41.689   |
| Rilevato        | 0.121    |
| Scotico         | 4.200    |
| Riempimento     | 0.000    |
| Inerbimento     | 0.000    |
| Subballast      | 1.008    |
| SuperCompattato | 2.520    |

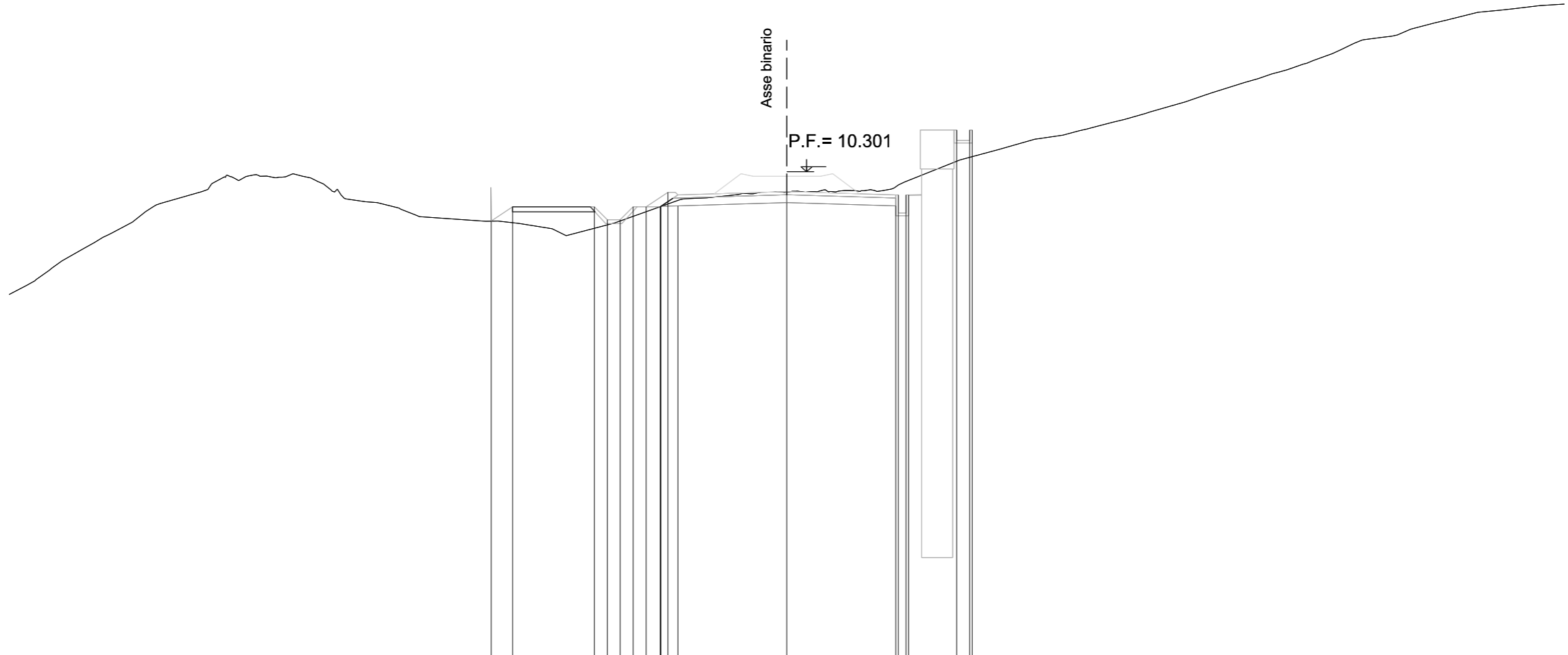


Prog. = 2+300.000

Q. Rif. = -6.000

|                       |  |  |        |        |        |        |        |        |        |        |        |        |        |        |        |        |       |       |       |       |       |
|-----------------------|--|--|--------|--------|--------|--------|--------|--------|--------|--------|--------|--------|--------|--------|--------|--------|-------|-------|-------|-------|-------|
| Quote Terreno         |  |  | 10.747 | 10.801 | 10.806 | 10.778 | 10.892 | 10.990 | 11.149 | 11.333 | 12.602 | 13.813 | 13.972 | 14.436 | 14.688 |        |       |       |       |       |       |
| Quote Progetto        |  |  | 10.747 | 11.049 | 11.049 | 10.549 | 11.049 | 10.990 | 11.049 | 11.049 | 10.629 | 10.755 | 10.629 | 11.049 | 11.049 | 14.554 |       |       |       |       |       |
| Dist. Progr. Progetto |  |  | -8.653 | -8.200 | -6.700 | -6.200 | -5.700 | -5.200 | -5.109 | -4.700 | -4.600 | -4.300 | -4.200 | -0.000 | 4.200  | 4.300  | 4.600 | 4.700 | 6.550 | 7.050 | 7.150 |
| Dist. Parziali        |  |  | 0.453  | 1.500  | 0.500  | 0.500  | 0.500  | 0.500  | 0.500  | 0.500  | 4.200  | 4.200  | 0.500  | 0.500  |        |        |       |       |       |       |       |

| Materiale       | Area(m2) |
|-----------------|----------|
| Scavo           | 22.661   |
| Rilevato        | 3.121    |
| Scotico         | 4.543    |
| Riempimento     | 0.000    |
| Inerbimento     | 0.289    |
| Subballast      | 1.019    |
| SuperCompattato | 2.647    |

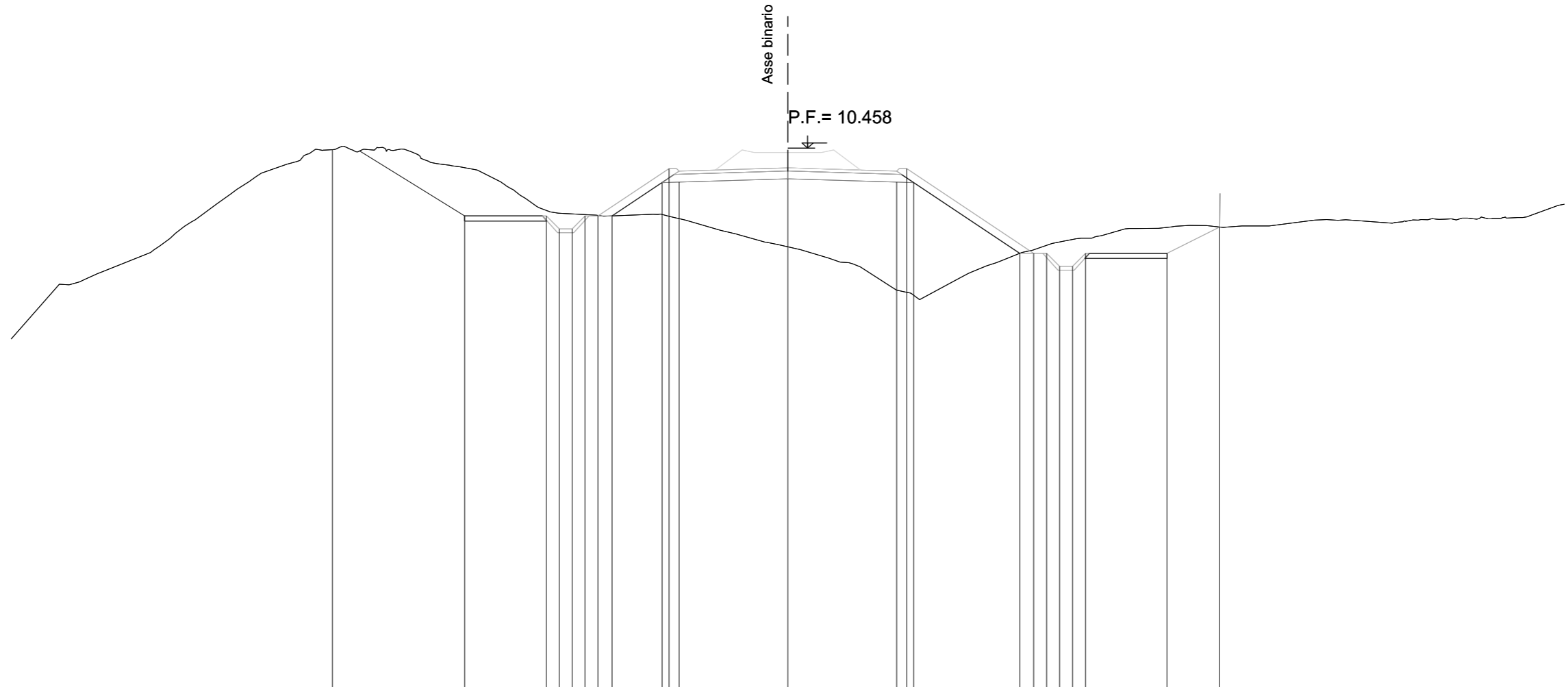


Prog. = 2+400.000

Q. Rif. = -9.000

|                       |         |         |        |        |        |        |        |        |        |        |        |       |        |        |
|-----------------------|---------|---------|--------|--------|--------|--------|--------|--------|--------|--------|--------|-------|--------|--------|
| Quote Terreno         | 8.393   | 8.334   | 8.117  | 8.248  | 8.400  | 8.578  | 8.755  | 8.932  | 9.191  | 9.515  | 9.715  | 9.966 | 10.701 | 10.850 |
| Quote Progetto        | 8.393   | 8.947   | 8.947  | 8.447  | 8.947  | 8.947  | 8.947  | 8.947  | 8.964  | 9.504  | 8.984  | 8.984 | 9.404  | 9.404  |
| Dist. Progr. Progetto | -11.407 | -10.577 | -7.427 | -6.927 | -6.427 | -5.927 | -5.427 | -4.886 | -4.860 | -4.591 | -4.200 | 0.000 | 4.200  | 4.300  |
| Dist. Parziali        | 0.830   | 3.150   | 0.500  | 0.500  | 0.500  | 0.500  | 0.541  | 0.868  | 4.200  | 4.200  | 0.500  | 0.500 | 6.550  | 7.050  |

| Materiale       | Area(m2) |
|-----------------|----------|
| Scavo           | 16.798   |
| Rilevato        | 36.116   |
| Scotico         | 0.000    |
| Riempimento     | 0.000    |
| Inerbimento     | 0.000    |
| Subballast      | 0.000    |
| SuperCompattato | 0.000    |

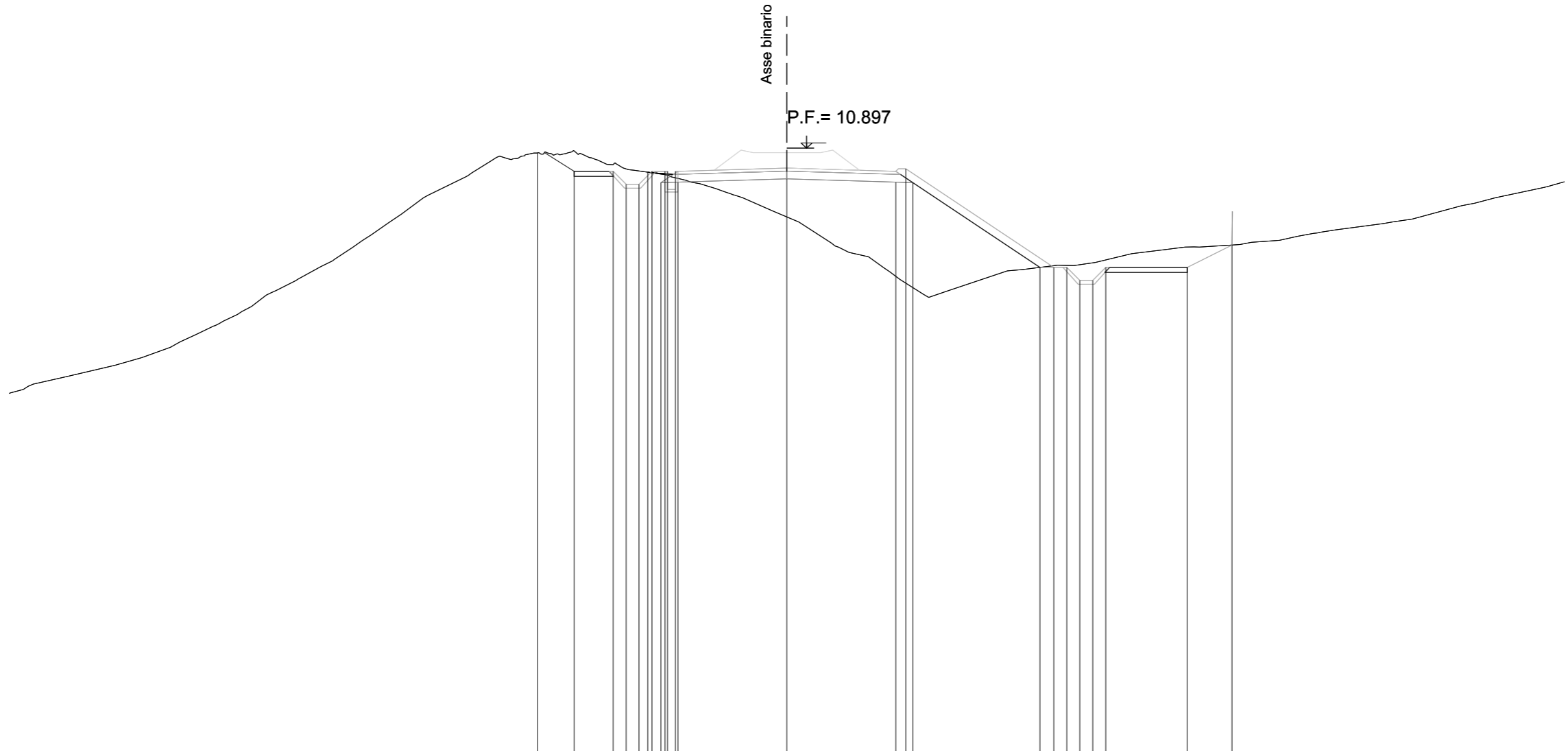


Prog. = 2+500.000

Q. Rif. = -11.000

|                       |         |         |  |   |                |                         |   |                                  |                |
|-----------------------|---------|---------|--|---|----------------|-------------------------|---|----------------------------------|----------------|
| Quote Terreno         | 10.392  | 9.694   | 8.048<br>7.941<br>7.913<br>7.885<br>7.852<br>7.835       | 7.899<br>7.731                            | 6.643          | 4.889<br>4.786          | 6.390<br>6.528<br>6.702<br>6.829<br>6.924<br>6.974    | 7.394                            | 7.406          |
| Quote Progetto        | 10.392  | 7.835   | 7.835<br>7.335<br>7.335<br>7.335<br>7.835<br>7.835       | 9.122<br>9.662<br>9.142                   | 9.268          | 9.142<br>9.662<br>9.122 | 6.390<br>6.390<br>6.390<br>5.890<br>5.890<br>6.390    | 6.390                            | 7.406          |
| Dist. Progr. Progetto | -17.594 | -12.481 | -9.331<br>-8.831<br>-8.331<br>-7.831<br>-7.331<br>-6.790 | -4.860<br>-4.591<br>-4.200                | 0.000          | 4.200<br>4.591<br>4.860 | 8.957<br>9.498<br>9.998<br>10.498<br>10.998<br>11.498 | 14.648                           | 16.679         |
| Dist. Parziali        |         | 5.113   | 3.150  | 0.500<br>0.500<br>0.500<br>0.500<br>0.541 | 1.930<br>0.660 | 4.200                   | 4.097   | 0.541<br>0.500<br>0.500<br>0.500 | 3.150<br>2.031 |

| Materiale       | Area(m2) |
|-----------------|----------|
| Scavo           | 6.934    |
| Rilevato        | 26.276   |
| Scotico         | 0.000    |
| Riempimento     | 0.000    |
| Inerbimento     | 0.000    |
| Subballast      | 0.000    |
| SuperCompattato | 0.000    |

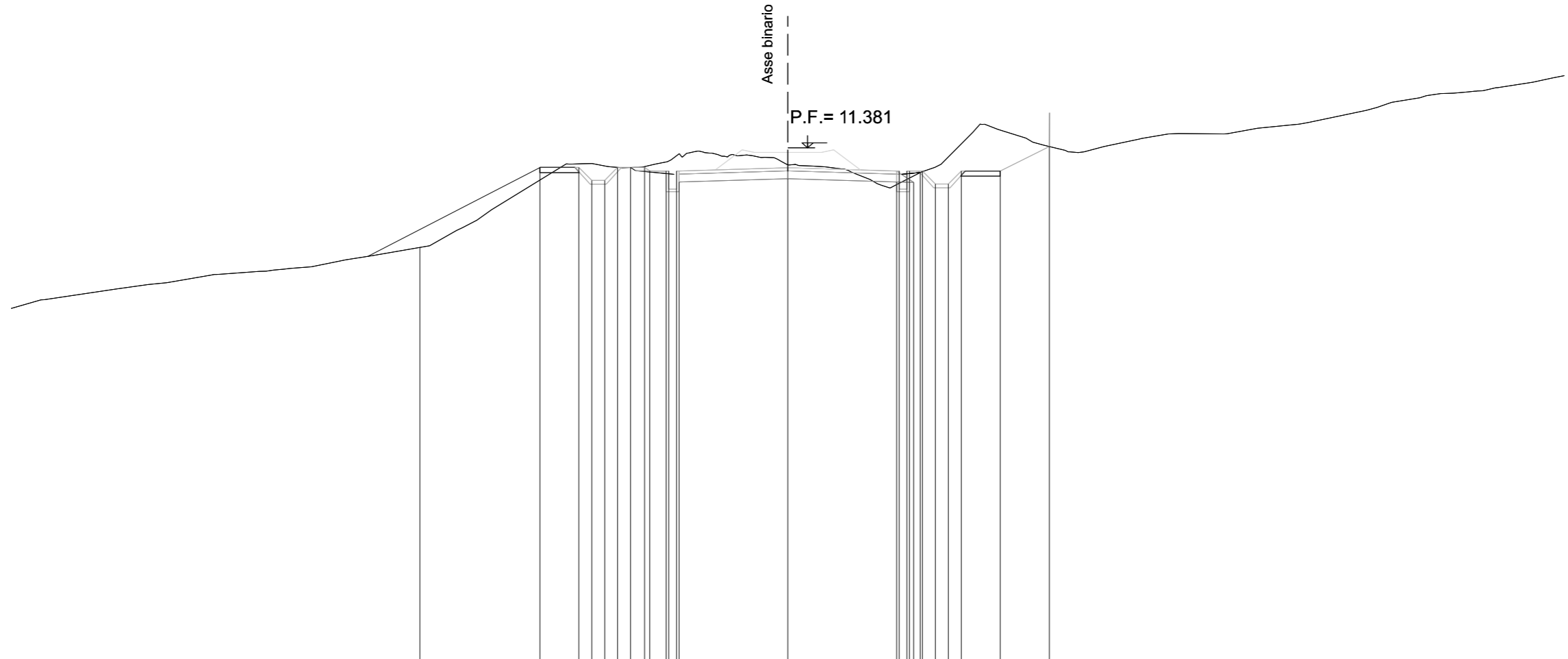


Prog. = 2+600.000

Q. Rif. = -13.000

|                       |        |        |        |        |        |        |        |        |        |        |        |        |        |       |       |       |       |        |        |        |        |        |        |        |
|-----------------------|--------|--------|--------|--------|--------|--------|--------|--------|--------|--------|--------|--------|--------|-------|-------|-------|-------|--------|--------|--------|--------|--------|--------|--------|
| Quote Terreno         | 10.709 | 10.785 | 10.253 | 10.093 | 10.014 | 10.000 | 10.000 | 10.000 | 10.000 | 9.720  | 8.237  | 5.951  | 5.849  | 6.294 | 6.360 | 6.371 | 6.399 | 6.473  | 6.583  | 7.079  | 7.155  |        |        |        |
| Quote Progetto        | 10.709 | 10.000 | 10.000 | 9.500  | 9.500  | 9.965  | 10.000 | 9.561  | 10.000 | 10.000 | 9.706  | 9.580  | 10.100 | 9.561 | 6.294 | 6.294 | 6.294 | 5.794  | 5.794  | 6.294  | 6.294  | 7.155  |        |        |
| Dist. Progr. Progetto | -9.617 | -8.200 | -6.700 | -6.200 | -5.700 | -5.366 | -5.200 | -4.860 | -4.700 | -4.600 | -4.300 | -4.200 | 0.000  | 4.200 | 4.591 | 4.860 | 9.760 | 10.301 | 10.801 | 11.301 | 11.801 | 12.301 | 15.451 | 17.174 |
| Dist. Parziali        | 1.417  | 1.500  | 0.500  | 0.500  | 0.500  | 0.340  | 0.340  | 0.340  | 0.340  | 0.340  | 4.200  | 0.660  | 4.900  | 0.541 | 0.500 | 0.500 | 0.500 | 0.500  | 0.500  | 3.150  | 1.723  |        |        |        |

| Materiale       | Area(m2) |
|-----------------|----------|
| Scavo           | 13.217   |
| Rilevato        | 1.813    |
| Scotico         | 0.938    |
| Riempimento     | 0.000    |
| Inerbimento     | 0.070    |
| Subballast      | 0.000    |
| SuperCompattato | 0.000    |

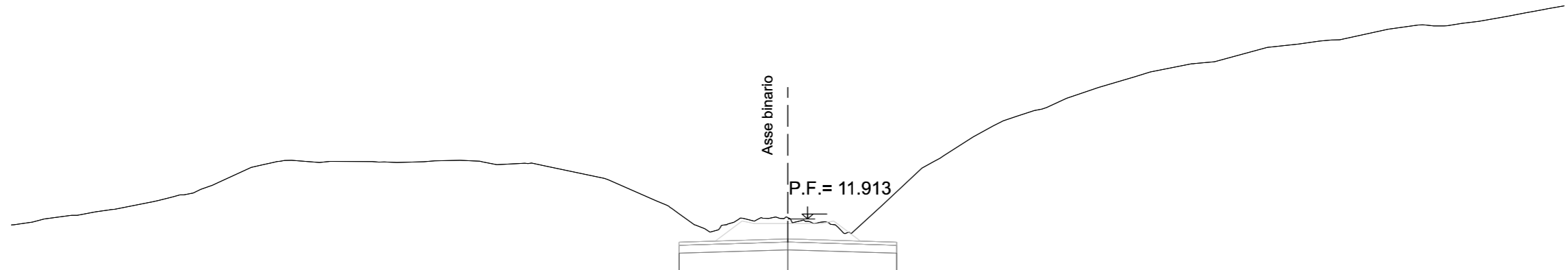


Prog. = 2+700.000

Q. Rif. = -9.000

|                       |         |        |        |        |        |        |        |        |        |        |        |        |        |        |        |        |        |        |        |        |        |        |         |
|-----------------------|---------|--------|--------|--------|--------|--------|--------|--------|--------|--------|--------|--------|--------|--------|--------|--------|--------|--------|--------|--------|--------|--------|---------|
| Quote Terreno         | 7.533   | 10.136 | 10.763 | 10.772 | 10.678 | 10.627 | 10.624 | 10.658 | 10.687 | 11.171 | 10.724 | 10.903 | 10.484 | 10.484 | 10.639 | 11.028 | 11.533 | 12.067 | 11.433 |        |        |        |         |
| Quote Progetto        | 7.533   | 10.624 | 10.624 | 10.124 | 10.624 | 10.624 | 10.624 | 10.491 | 10.484 | 10.484 | 10.190 | 10.064 | 10.484 | 10.484 | 10.484 | 10.045 | 10.425 | 10.484 | 9.984  | 11.433 |        |        |         |
| Dist. Progr. Progetto | -14.211 | -9.576 | -8.076 | -7.576 | -7.076 | -6.576 | -6.076 | -5.535 | -5.335 | -4.700 | -4.600 | -4.300 | -4.200 | -4.300 | -4.600 | -4.700 | -5.113 | -5.200 | -5.700 | -6.200 | -6.700 | -8.200 | -10.098 |
| Dist. Parziali        |         | 4.635  | 1.500  | 0.500  | 0.500  | 0.500  | 0.500  | 0.199  | 0.389  | 0.635  | 4.200  | 4.200  | 0.500  | 0.500  | 0.500  | 0.500  | 1.500  | 1.500  | 1.500  | 1.898  |        |        |         |

| Materiale       | Area(m2) |
|-----------------|----------|
| Scavo           | 9,965    |
| Rilevato        | 0.000    |
| Scotico         | 0.000    |
| Riempimento     | 0.000    |
| Inerbimento     | 0.000    |
| Subballast      | 0.000    |
| SuperCompattato | 0.000    |



Prog. = 2+800.000

Q. Rif. = -3.000

|                       |        |        |        |
|-----------------------|--------|--------|--------|
| Quote Terreno         | 12.110 | 11.965 | 12.964 |
| Quote Progetto        | 10.596 | 10.722 | 10.596 |
| Dist. Progr. Progetto | -4.200 | -0.000 | 4.200  |
| Dist. Parziali        | 4.200  | 4.200  |        |