

Vertex

BACKSHEET MONOCRYSTALLINE MODULE

Mono Multi Solutions

PRODUCT: TSM-DE21

POWER RANGE: 645-670W

670W


MAXIMUM POWER OUTPUT

0~+5W

POSITIVE POWER TOLERANCE

21.6%

MAXIMUM EFFICIENCY



High customer value

- Lower LCOE (Levelized Cost Of Energy), reduced BOS (Balance of System) cost, shorter payback time
- Lowest guaranteed first year and annual degradation;
- Designed for compatibility with existing mainstream system components



High power up to 670W

- Up to 21.6% module efficiency with high density interconnect technology
- Multi-busbar technology for better light trapping effect, lower series resistance and improved current collection



High reliability

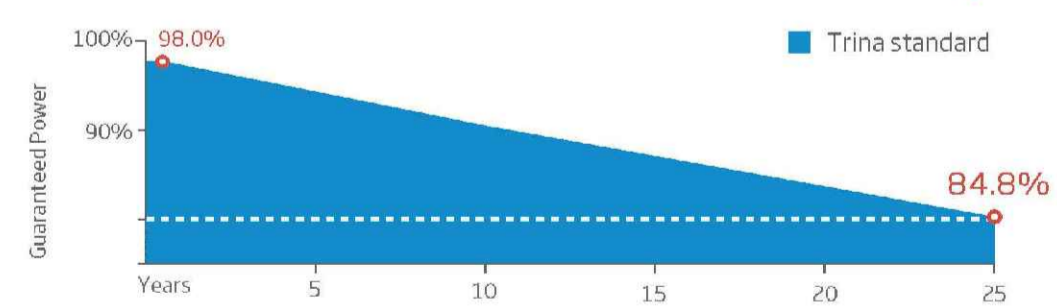
- Minimized micro-cracks with innovative non-destructive cutting technology
- Ensured PID resistance through cell process and module material control
- Resistant to harsh environments such as salt, ammonia, sand, high temperature and high humidity areas
- Mechanical performance up to 5400 Pa positive load and 2400 Pa negative load



High energy yield

- Excellent IAM (Incident Angle Modifier) and low irradiation performance, validated by 3rd party certifications
- The unique design provides optimized energy production under inter-row shading conditions
- Lower temperature coefficient (-0.34%) and operating temperature

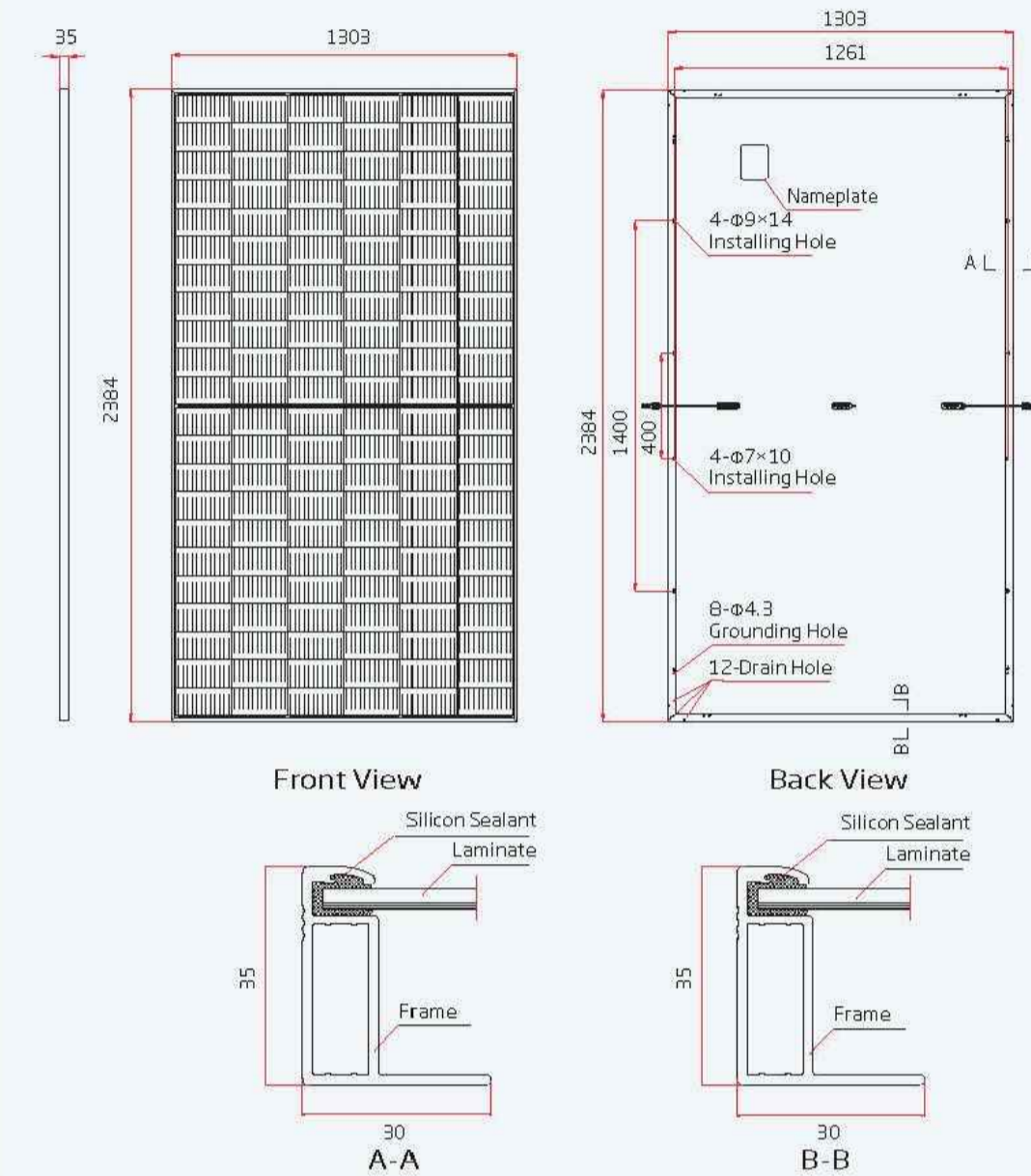
Trina Solar's Backsheet Performance Warranty



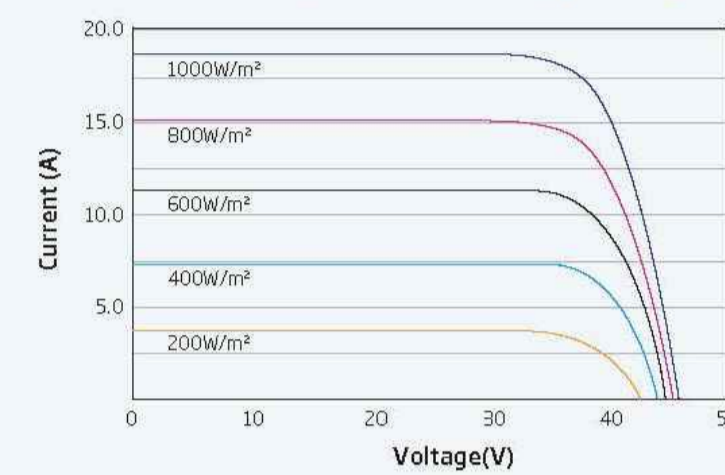
Vertex

BACKSHEET MONOCRYSTALLINE MODULE

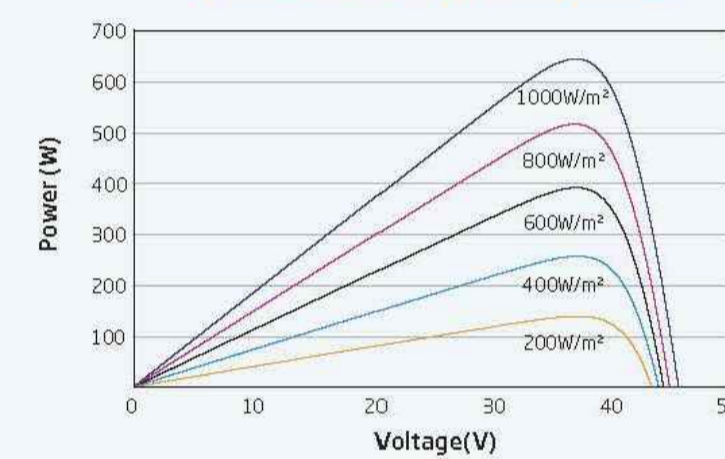
DIMENSIONS OF PV MODULE(mm)



I-V CURVES OF PV MODULE(650 W)



P-V CURVES OF PV MODULE(650W)



ELECTRICAL DATA (STC)

Peak Power Watts-P _{max} (Wp)*	645	650	655	660	665	670
Power Tolerance-P _{max} (W)	0~+5					
Maximum Power Voltage-V _{mp} (V)	37.2	37.4	37.6	37.8	38.0	38.2
Maximum Power Current-I _{mp} (A)	17.35	17.39	17.43	17.47	17.51	17.55
Open Circuit Voltage-V _{oc} (V)	45.1	45.3	45.5	45.7	45.9	46.1
Short Circuit Current-I _{sc} (A)	18.39	18.44	18.48	18.53	18.57	18.62
Module Efficiency-η _m (%)	20.8	20.9	21.1	21.2	21.4	21.6

STC: Irradiance 1000W/m², Cell Temperature 25°C, Air Mass AM1.5. *Measuring tolerance: ±3%.

ELECTRICAL DATA (NOCT)

Maximum Power-P _{max} (Wp)	488	492	496	500	504	508
Maximum Power Voltage-V _{mp} (V)	34.8	34.9	35.1	35.3	35.4	35.6
Maximum Power Current-I _{mp} (A)	14.05	14.09	14.13	14.17	14.22	14.26
Open Circuit Voltage-V _{oc} (V)	42.5	42.7	42.9	43.0	43.2	43.4
Short Circuit Current-I _{sc} (A)	14.82	14.86	14.89	14.93	14.96	15.01

NOCT: Irradiance at 800W/m², Ambient Temperature 20°C, Wind Speed 1m/s.

MECHANICAL DATA

Solar Cells	Monocrystalline
No. of cells	132 cells
Module Dimensions	2384×1303×35 mm (99.86×51.30×1.38 inches)
Weight	33.6 kg (74.1 lb)
Glass	3.2 mm (0.13 inches), High Transmission, Air Coated Heat Strengthened Glass
Encapsulant material	EVA
Backsheet	White
Frame	35mm(1.38 inches) Anodized Aluminium Alloy
J-Box	IP 68 rated
Cables	Photovoltaic Technology Cable 4.0mm ² (0.006 inches ²), Portrait: 280/280 mm(11.02/11.02 inches) Length can be customized
Connector	MC4 EV02 / TS4*

*Please refer to regional datasheet for specified connector.

TEMPERATURE RATINGS

NOCT (Nominal Operating Cell Temperature)	43°C (±2°C)	Operational Temperature	-40~+85°C
Temperature Coefficient of P _{max}	-0.34%/°C	Maximum System Voltage	1500V DC(IEC)
Temperature Coefficient of Voc	-0.25%/°C	Maximum System Voltage	1500V DC(UL)
Temperature Coefficient of Isc	0.04%/°C	Max Series Fuse Rating	30A

WARRANTY

- 12 year Product Workmanship Warranty
- 25 year Power Warranty
- 2% first year degradation
- 0.55% Annual Power Attenuation

(Please refer to product warranty for details)

PACKAGING CONFIGURATION

Modules per box	31 pieces
Modules per 40' container	527 pieces

Comprehensive Products and System Certificates



IEC61215/IEC61730/IEC61701/IEC62716
 ISO 9001: Quality Management System
 ISO 14001: Environmental Management System
 ISO14064: Greenhouse Gases Emissions Verification
 ISO45001: Occupational Health and Safety Management System

TrinaSolar

TrinaSolar

CAUTION: READ SAFETY AND INSTALLATION INSTRUCTIONS BEFORE USING THE PRODUCT.

© 2021 Trina Solar Co., Ltd. All rights reserved. Specifications included in this datasheet are subject to change without notice.

Version number: TSM_EN_2021_A

www.trinasolar.com



REGIONE BASILICATA



COMUNE DI ANZI



COMUNE DI LAURENZANA



PROVINCIA DI POTENZA

Progetto definitivo per la realizzazione di un impianto fotovoltaico nel Comune di Anzi (PZ) e con opere di connessione nel Comune di Laurenzana(PZ)



Audax Solar SPV Italia 6 s.r.l.
 Via Giovanni Boccaccio, 7
 cap 20123 Milano (MI)
 mail: audaxitalia6@legalmail.it



Viale P. Fiore, 124/N
 70038 Terlizzi (BA)
 TEL. 080 9141076
 mail: tecnico@ingesis.it

Ing. Michele de Vanna

Nome Elaborato:	Schemi funzionali pannelli				
00	Gennaio 2022	PRIMA EMISSIONE	INGESIS s.r.l.	INGESIS s.r.l.	INGESIS s.r.l.
Rev.	Data	Oggetto della revisione	Elaborazione	Verifica	Approvazione
Scala:	-				
Formato:	A1	Codice Pratica	S259	Codice Elaborato	A.12.b.3