



**PROGETTO PER LA REALIZZAZIONE
DI UN IMPIANTO FOTOVOLTAICO
DENOMINATO "LICODIA" DI POTENZA NOMINALE
PARI A 11,304 MW POSIZIONATO A TERRA,
SITO IN C.DA GROTTI ALTE
NEL COMUNE DI LICODIA EUBEA (CT)**

OGGETTO

PROGETTO DEFINITIVO

ELABORATO

DATASHEET MAIN EQUIPMENT

Codice elaborato	Data	Livello di progettazione	Emesso	Verificato	Approvato	REV.
03-LIEU-PD.03	LUGLIO 2022	DEFINITIVO	EMMEVI Srl Ing. M. Fazio	EMMEVI Srl Ing. A. Micali	EMMEVI Srl Ing. C. Vagliasindi	00

Società proponente

GRANOSOLARIS LCD SRL

Via Bocca di Leone, 78

00187 ROMA

P.Iva 16798051005

Progettazione



EMMEVI s.r.l.
Società di ingegneria
Via R. Casalaina n. 3
95126 Catania
tel. 095 381832
email info@emmevisrl.eu



E-PRIMA
E-PRIMA S.R.L.
Impianti elettrici e fotovoltaici
Via Manganelli 20/G
95030 Nicolosi (CT)
tel:095914116
email:info@e-prima.eu

Scala metrica



BACKSHEET MONOCRYSTALLINE MODULE

PRODUCT: TSM-DE20

PRODUCT RANGE: 585-605W

605W


MAXIMUM POWER OUTPUT

0~+5W

POSITIVE POWER TOLERANCE

21.4%

MAXIMUM EFFICIENCY



High customer value

- Lower LCOE (Levelized Cost Of Energy), reduced BOS (Balance of System) cost, shorter payback time
- Lowest guaranteed first year and annual degradation;
- Designed for compatibility with existing mainstream system components



High power up to 605W

- Up to 21.4% module efficiency with high density interconnect technology
- Multi-busbar technology for better light trapping effect, lower series resistance and improved current collection



High reliability

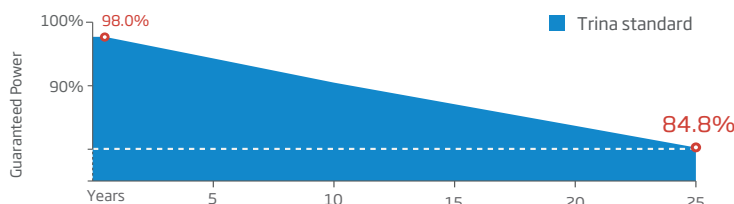
- Minimized micro-cracks with innovative non-destructive cutting technology
- Ensured PID resistance through cell process and module material control
- Resistant to harsh environments such as salt, ammonia, sand
- Mechanical performance up to 5400 Pa positive load and 2400 Pa negative load



High energy yield

- Excellent IAM (Incident Angle Modifier) and low irradiation performance, validated by 3rd party certifications
- The unique design provides optimized energy production under inter-row shading conditions
- Lower temperature coefficient (-0.34%) and operating temperature

Trina Solar's Backsheet Performance Warranty



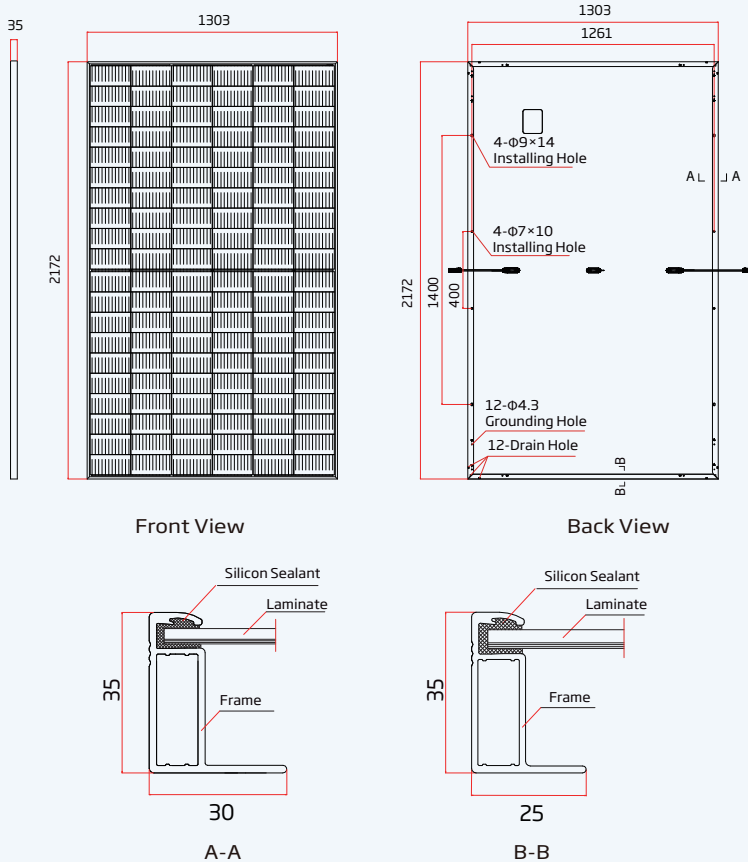
Comprehensive Products and System Certificates



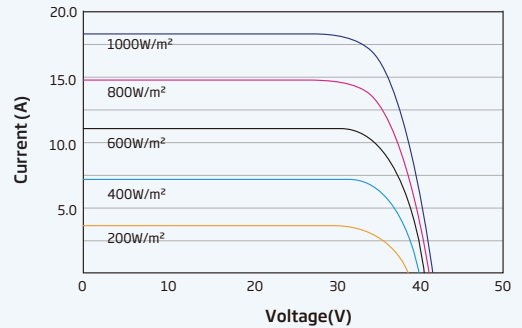
IEC61215/IEC61730/IEC61701/IEC62716/UL61730
 ISO 9001: Quality Management System
 ISO 14001: Environmental Management System
 ISO14064: Greenhouse Gases Emissions Verification
 ISO45001: Occupational Health and Safety Management System



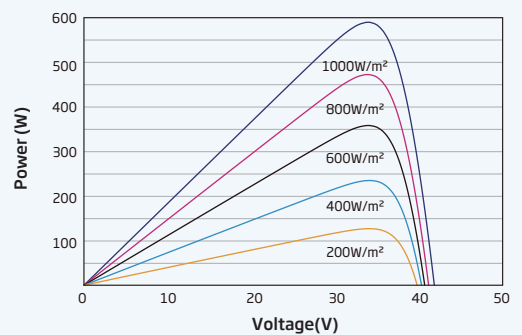
DIMENSIONS OF PV MODULE(mm)



I-V CURVES OF PV MODULE(595 W)



P-V CURVES OF PV MODULE(595W)



ELECTRICAL DATA (STC)

Peak Power Watts-P _{MAX} (Wp)*	585	590	595	600	605
Power Tolerance-P _{MAX} (W)	0 ~ +5				
Maximum Power Voltage-V _{MPP} (V)	33.8	34.0	34.2	34.4	34.6
Maximum Power Current-I _{MPP} (A)	17.31	17.35	17.40	17.44	17.49
Open Circuit Voltage-V _{OC} (V)	40.9	41.1	41.3	41.5	41.7
Short Circuit Current-I _{SC} (A)	18.37	18.42	18.47	18.52	18.57
Module Efficiency η _m (%)	20.7	20.8	21.0	21.2	21.4

STC: Irradiance 1000W/m², Cell Temperature 25°C, Air Mass AM1.5. *Measuring tolerance: ±3%.

ELECTRICAL DATA (NOCT)

Maximum Power-P _{MAX} (Wp)	443	447	451	454	458
Maximum Power Voltage-V _{MPP} (V)	31.5	31.7	31.9	32.0	32.2
Maximum Power Current-I _{MPP} (A)	14.05	14.09	14.13	14.18	14.22
Open Circuit Voltage-V _{OC} (V)	38.5	38.7	38.9	39.1	39.3
Short Circuit Current-I _{SC} (A)	14.81	14.85	14.88	14.92	14.96

NOCT: Irradiance at 800W/m², Ambient Temperature 20°C, Wind Speed 1m/s.

MECHANICAL DATA

Solar Cells	Monocrystalline
No. of cells	120 cells
Module Dimensions	2172×1303×35 mm (85.51×51.30×1.38 inches)
Weight	30.6 kg (67.5 lb)
Glass	3.2 mm (0.13 inches), High Transmission, AR Coated Heat Strengthened Glass
Encapsulant material	EVA/POE
Backsheet	White
Frame	35mm(1.38 inches) Anodized Aluminium Alloy
J-Box	IP 68 rated
Cables	Photovoltaic Technology Cable 4.0mm ² (0.006 inches ²), Portrait: 350/280 mm(13.78/11.02 inches) Length can be customized
Connector	MC4 EV02 / TS4*

*Please refer to regional datasheet for specified connector.

TEMPERATURE RATINGS

NOCT (Nominal Operating Cell Temperature)	43°C (±2°C)
Temperature Coefficient of P _{MAX}	-0.34%/°C
Temperature Coefficient of V _{OC}	-0.25%/°C
Temperature Coefficient of I _{SC}	0.04%/°C

MAXIMUM RATINGS

Operational Temperature	-40~+85°C
Maximum System Voltage	1500V DC (IEC) 1500V DC (UL)
Max Series Fuse Rating	30A

WARRANTY

12 year Product Workmanship Warranty
25 year Power Warranty
2% first year degradation
0.55% Annual Power Attenuation

(Please refer to product warranty for details)

PACKAGING CONFIGURATION

Modules per box: 31 pieces
Modules per 40' container: 558 pieces

SUNNY CENTRAL

2200 / 2475 / 2500-EV / 2750-EV / 3000-EV



SC-2200-10 / SC-2475-10 / SC-2500-EV-10 / SC-2750-EV-10 / SC-3000-EV-10



Optional now with
DC Coupled Storage Systems
for 1500V devices

Full power up to 35 °C

Efficient

- Up to 4 inverters can be transported in one standard shipping container
- Overdimensioning up to 225% is possible
- Full power at ambient temperatures of up to 35 °C

Robust

- Intelligent air cooling system OptiCool for efficient cooling
- Suitable for outdoor use in all climatic ambient conditions worldwide

Flexible

- Conforms to all known grid requirements worldwide
- Q on demand
- Available as a single device or turnkey solution, including medium-voltage block

Easy to Use

- Improved DC connection area
- Connection area for customer equipment
- Integrated voltage support for internal and external loads

SUNNY CENTRAL 2200 / 2475 / 2500-EV / 2750-EV / 3000-EV

The new Sunny Central: more power per cubic meter

With an output of up to 3000 kVA and system voltages of 1100 V DC or 1500 V DC, the SMA central inverter allows for more efficient system design and a reduction in specific costs for PV power plants. A separate voltage supply and additional space are available for the installation of customer equipment. True 1500 V technology and the intelligent cooling system OptiCool ensure smooth operation even in extreme ambient temperature as well as a long service life of 25 years.

SUNNY CENTRAL 1000 V

Technical Data	Sunny Central 2200	Sunny Central 2475
Input (DC)		
MPP voltage range V_{DC} (at 25 °C / at 35 °C / at 50 °C)	570 to 950 V / 800 V / 800 V	638 V to 950 V / 800 V / 800 V
Min. input voltage $V_{DC, min}$ / Start voltage $V_{DC, Start}$	545 V / 645 V	614 V / 714 V
Max. input voltage $V_{DC, max}$	1100 V	1100 V
Max. input current $I_{DC, max}$ (at 35 °C / at 50 °C)	3960 A / 3600 A	3960 A / 3600 A
Max. short-circuit current $I_{DC, sc}$	6400 A	6400 A
Number of DC inputs	24 double pole fused (32 single pole fused)	
Max. number of DC cables per DC input (for each polarity)	2 x 800 kcmil, 2 x 400 mm ²	
Integrated zone monitoring	○	
Available DC fuse sizes (per input)	200 A, 250 A, 315 A, 350 A, 400 A, 450 A, 500 A	
Output (AC)		
Nominal AC power at $\cos \varphi = 1$ (at 35 °C / at 50 °C)	2200 kVA / 2000 kVA	2475 kVA / 2250 kVA
Nominal AC power at $\cos \varphi = 0.8$ (at 35 °C / at 50 °C)	1760 kW / 1600 kW	1980 kW / 1800 kW
Nominal AC current $I_{AC, nom} = \text{Max. output current } I_{AC, max}$	3300 A	3300 A
Max. total harmonic distortion	< 3% at nominal power	
Nominal AC voltage / nominal AC voltage range ^{1) 8)}	385 V / 308 V to 462 V	434 V / 347 V to 521 V
AC power frequency / range	50 Hz / 47 Hz to 53 Hz 60 Hz / 57 Hz to 63 Hz	
Min. short-circuit ratio at the AC terminals ⁹⁾	> 2	
Power factor at rated power / displacement power factor adjustable ^{8) 10)}	● 1 / 0.8 overexcited to 0.8 underexcited ○ 1 / 0.0 overexcited to 0.0 underexcited	
Efficiency		
Max. efficiency ²⁾ / European efficiency ²⁾ / CEC efficiency ³⁾	98.6% / 98.4% / 98.0%	98.6% / 98.4% / 98.0%
Protective Devices		
Input-side disconnection point	DC load break switch	
Output-side disconnection point	AC circuit breaker	
DC overvoltage protection	Surge arrester, type I	
AC overvoltage protection (optional)	Surge arrester, class I	
Lightning protection (according to IEC 62305-1)	Lightning Protection Level III	
Ground-fault monitoring / remote ground-fault monitoring	○ / ○	
Insulation monitoring	○	
Degree of protection: electronics / air duct / connection area (as per IEC 60529)	IP65 / IP34 / IP34	
General Data		
Dimensions (W / H / D)	2780 / 2318 / 1588 mm (109.4 / 91.3 / 62.5 inch)	
Weight	< 3400 kg / < 7496 lb	
Self-consumption (max. ⁴⁾ / partial load ⁵⁾ / average ⁶⁾)	< 8100 W / < 1800 W / < 2000 W	
Self-consumption (standby)	< 300 W	
Internal auxiliary power supply	Integrated 8.4 kVA transformer	
Operating temperature range ⁸⁾	-25 °C to 60 °C / -13 °F to 140 °F	
Noise emission ⁷⁾	64.7 dB(A)	
Temperature range (standby)	-40 °C to 60 °C / -40 °F to 140 °F	
Temperature range (storage)	-40 °C to 70 °C / -40 °F to 158 °F	
Max. permissible value for relative humidity (condensing / non-condensing)	95% to 100% (2 month/year) / 0% to 95%	
Maximum operating altitude above MSL ⁸⁾ 1000 m / 2000 m ¹¹⁾ / 3000 m ¹¹⁾ / 4000 m ¹¹⁾	● / ○ / ○ / ○	
Fresh air consumption	6500 m ³ /h	
Features		
DC connection	Terminal lug on each input (without fuse)	
AC connection	With busbar system (three busbars, one per line conductor)	
Communication	Ethernet, Modbus Master, Modbus Slave	
Communication with SMA string monitor (transmission medium)	Modbus TCP / Ethernet (FO MM, Cat-5)	
Enclosure / roof color	RAL 9016 / RAL 7004	
Supply transformer for external loads	○ (2.5 kVA)	
Standards and directives complied with	CE, IEC / EN 62109-1, IEC / EN 62109-2, BDEW-MSRL, IEEE1547, UL 840 Cat. IV, Arrêté du 23/04/08	
EMC standards	IEC / EN 61000-6-2, FCC Part 15 Class A, Cisp11, DIN EN55011:2017	
Quality standards and directives complied with	VDI/VDE 2862 page 2, DIN EN ISO 9001	
● Standard features ○ Optional		
Type designation	SC-2200-10	SC-2475-10

1) At nominal AC voltage, nominal AC power decreases in the same proportion
 2) Efficiency measured without internal power supply
 3) Efficiency measured with internal power supply
 4) Self-consumption at rated operation
 5) Self-consumption at < 75% Pn at 25 °C
 6) Self-consumption averaged out from 5% to 100% Pn at 25 °C

7) Sound pressure level at a distance of 10 m
 8) Values apply only to inverters. Permissible values for SMA MV solutions from SMA can be found in the corresponding data sheets.
 9) A short-circuit ratio of < 2 requires a special approval from SMA
 10) Depending on the DC voltage
 11) Earlier temperature-dependent de-rating and reduction of DC open-circuit voltage

SUNNY CENTRAL 1500 V

Technical Data	Sunny Central 2500-EV	Sunny Central 2750-EV	Sunny Central 3000-EV
Input (DC)			
MPP voltage range V_{DC} (at 25 °C / at 35 °C / at 50 °C)	850 V to 1425 V / 1200 V / 1200 V	875 V to 1425 V / 1200 V / 1200 V	956 V to 1425 V / 1200 V / 1200 V
Min. input voltage $V_{DC, min}$ / Start voltage $V_{DC, Start}$	778 V / 928 V	849 V / 999 V	927 V / 1077 V
Max. input voltage $V_{DC, max}$	1500 V	1500 V	1500 V
Max. input current $I_{DC, max}$ (at 35 °C / at 50 °C)	3200 A / 2956 A	3200 A / 2956 A	3200 A / 2970 A
Max. short-circuit current rating	6400 A	6400 A	6400 A
Number of DC inputs	24 double pole fused (32 single pole fused) for PV		
Number of DC inputs with optional DC coupled storage	18 double pole fused (36 single pole fused) for PV and 6 double pole fused for batteries		
Max. number of DC cables per DC input (for each polarity)	2 x 800 kcmil, 2 x 400 mm ²		
Integrated zone monitoring	○		
Available DC fuse sizes (per input)	200 A, 250 A, 315 A, 350 A, 400 A, 450 A, 500 A		
Output (AC)			
Nominal AC power at $\cos \phi = 1$ (at 35 °C / at 50 °C)	2500 kVA / 2250 kVA	2750 kVA / 2500 kVA	3000 kVA / 2700 kVA
Nominal AC power at $\cos \phi = 0.8$ (at 35 °C / at 50 °C)	2000 kW / 1800 kW	2200 kW / 2000 kW	2400 kW / 2160 kW
Nominal AC current $I_{AC, nom} = \text{Max. output current } I_{AC, max}$	2624 A	2646 A	2646 A
Max. total harmonic distortion	< 3% at nominal power	< 3% at nominal power	< 3% at nominal power
Nominal AC voltage / nominal AC voltage range ^{1) 8)}	550 V / 440 V to 660 V	600 V / 480 V to 720 V	655 V / 524 V to 721 V ⁹⁾
AC power frequency	50 Hz / 47 Hz to 53 Hz 60 Hz / 57 Hz to 63 Hz		
Min. short-circuit ratio at the AC terminals ¹⁰⁾	> 2		
Power factor at rated power / displacement power factor adjustable ^{8) 11)}	● 1 / 0.8 overexcited to 0.8 underexcited ○ 1 / 0.0 overexcited to 0.0 underexcited		
Efficiency			
Max. efficiency ²⁾ / European efficiency ²⁾ / CEC efficiency ³⁾	98.6% / 98.3% / 98.0%	98.7% / 98.5% / 98.5%	98.8% / 98.6% / 98.5%
Protective Devices			
Input-side disconnection point	DC load-break switch		
Output-side disconnection point	AC circuit breaker		
DC overvoltage protection	Surge arrester, type I & II		
AC overvoltage protection (optional)	Surge arrester, class I & II		
Lightning protection (according to IEC 62305-1)	Lightning Protection Level III		
Ground-fault monitoring / remote ground-fault monitoring	○ / ○		
Insulation monitoring	○		
Degree of protection: electronics / air duct / connection area (as per IEC 60529)	IP65 / IP34 / IP34		
General Data			
Dimensions (W / H / D)	2780 / 2318 / 1588 mm (109.4 / 91.3 / 62.5 inch)		
Weight	< 3400 kg / < 7496 lb		
Self-consumption (max. ⁴⁾ / partial load ⁵⁾ / average ⁶⁾	< 8100 W / < 1800 W / < 2000 W		
Self-consumption (standby)	< 370 W		
Internal auxiliary power supply	Integrated 8.4 kVA transformer		
Operating temperature range ⁶⁾	-25 to 60 °C / -13 to 140 °F		
Noise emission ⁷⁾	67.8 dB(A)		
Temperature range (standby)	-40 to 60 °C / -40 to 140 °F		
Temperature range (storage)	-40 to 70 °C / -40 to 158 °F		
Max. permissible value for relative humidity (condensing / non-condensing)	95% to 100% (2 month / year) / 0% to 95%		
Maximum operating altitude above MSL ⁸⁾ 1000 m / 2000 m ¹²⁾ / 3000 m ¹²⁾	● / ○ / -	● / ○ / -	● / ○ / -
Fresh air consumption	6500 m ³ /h		
Features			
DC connection	Terminal lug on each input (without fuse)		
AC connection	With busbar system (three busbars, one per line conductor)		
Communication	Ethernet, Modbus Master, Modbus Slave		
Communication with SMA string monitor (transmission medium)	Modbus TCP / Ethernet (FO MM, Cat-5)		
Enclosure / roof color	RAL 9016 / RAL 7004		
Supply transformer for external loads	○ (2.5 kVA)		
Standards and directives complied with	CE, IEC / EN 62109-1, IEC / EN 62109-2, BDEW-MSRL, IEEE1547, Arrêté du 23/04/08		
EMC standards	EN55011:2017, IEC/EN 61000-6-2, FCC Part 15 Class A		
Quality standards and directives complied with	VDI/VDE 2862 page 2, DIN EN ISO 9001		
● Standard features ○ Optional – not available			
Type designation	SC-2500-EV-10	SC-2750-EV-10	SC-3000-EV-10

1) At nominal AC voltage, nominal AC power decreases in the same proportion

2) Efficiency measured without internal power supply

3) Efficiency measured with internal power supply

4) Self-consumption at rated operation

5) Self-consumption at < 75% Pn at 25 °C

6) Self-consumption averaged out from 5% to 100% Pn at 35 °C

7) Sound pressure level at a distance of 10 m

8) Values apply only to inverters. Permissible values for SMA MV solutions from SMA can be found in the corresponding data sheets.

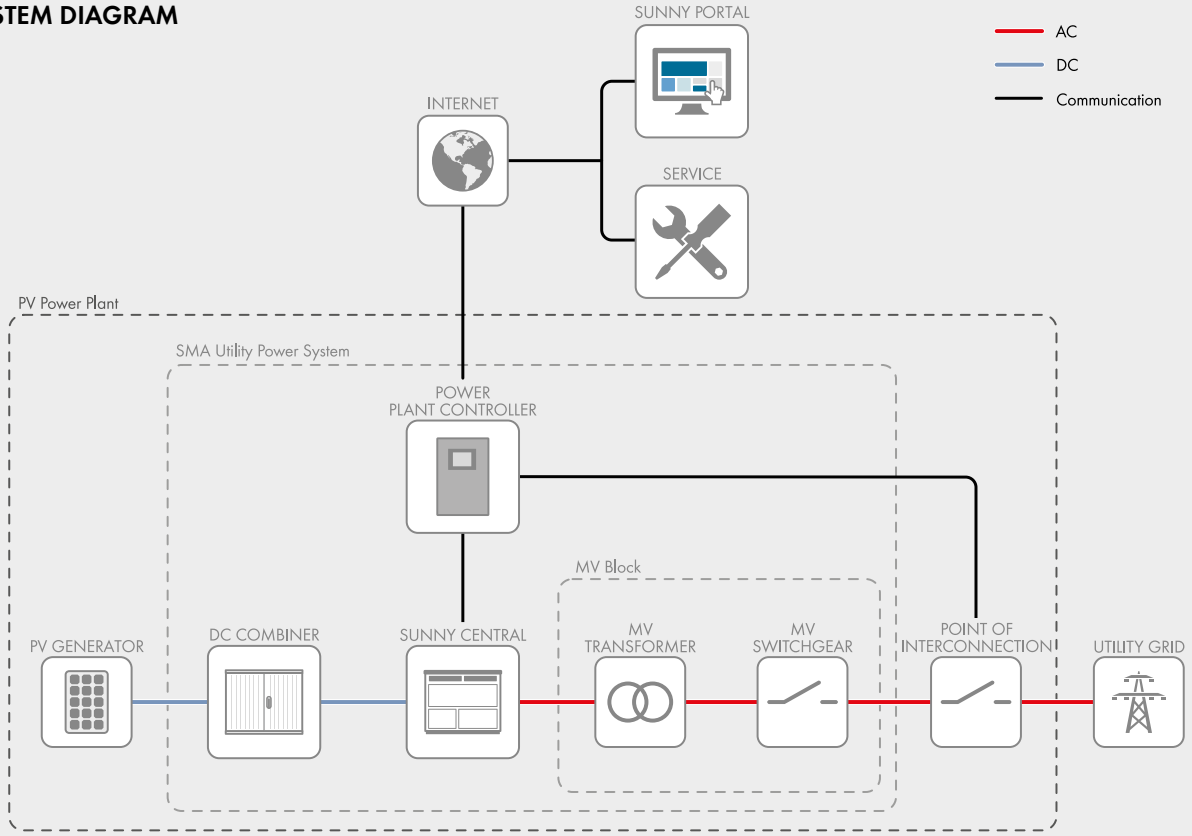
9) AC voltage range can be extended to 753V for 50Hz grids only (option „Aux power supply: external“ must be selected, option “housekeeping” not combinable).

10) A short-circuit ratio of < 2 requires a special approval from SMA

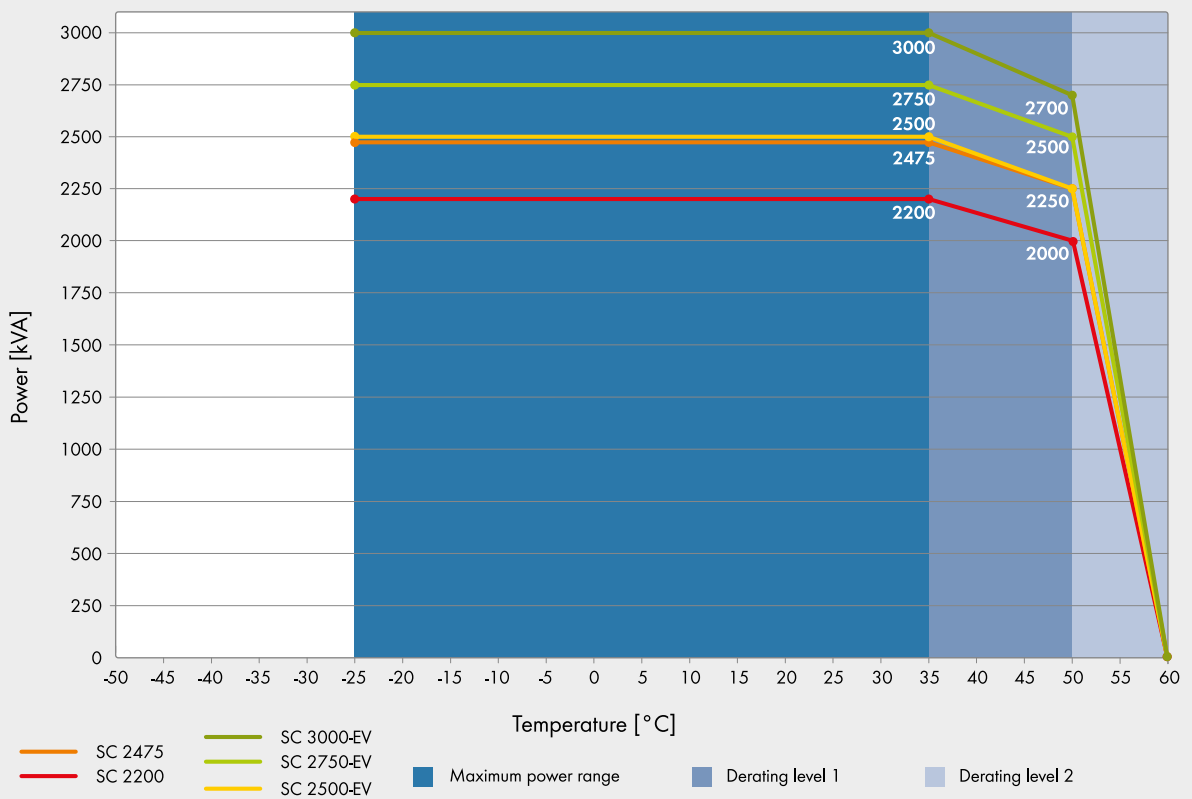
11) Depending on the DC voltage

12) Available as a special version, earlier temperature-dependent de-rating and reduction of DC open-circuit voltage

SYSTEM DIAGRAM



TEMPERATURE BEHAVIOR (at $\cos \phi = 1$ and installation altitudes of up to 1,000 m*)



*) For the temperature behavior for installations at above 1,000 m see the Technical Information document.