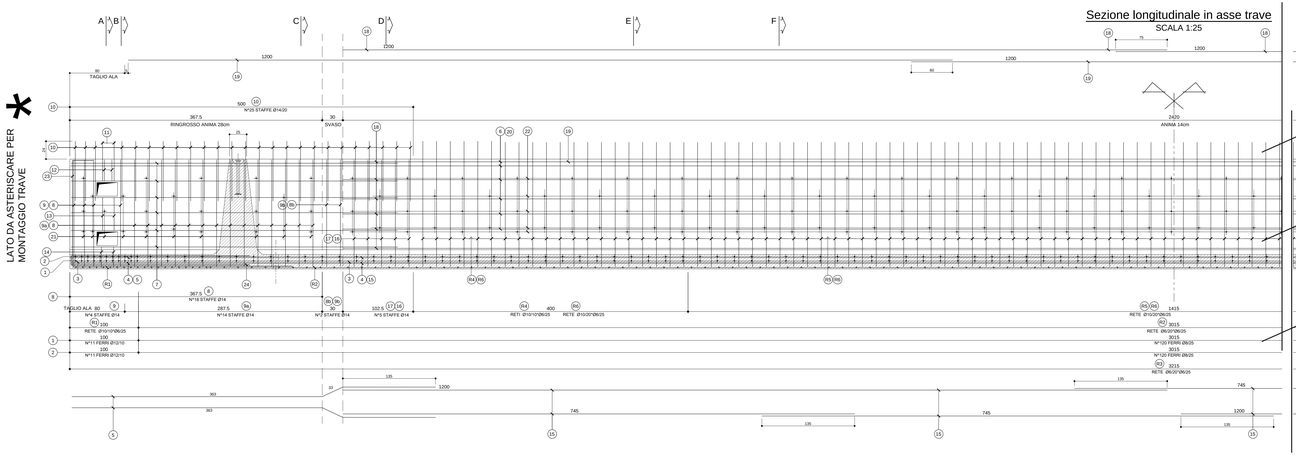

Sezione longitudinale in asse trave

SCALA 1:25

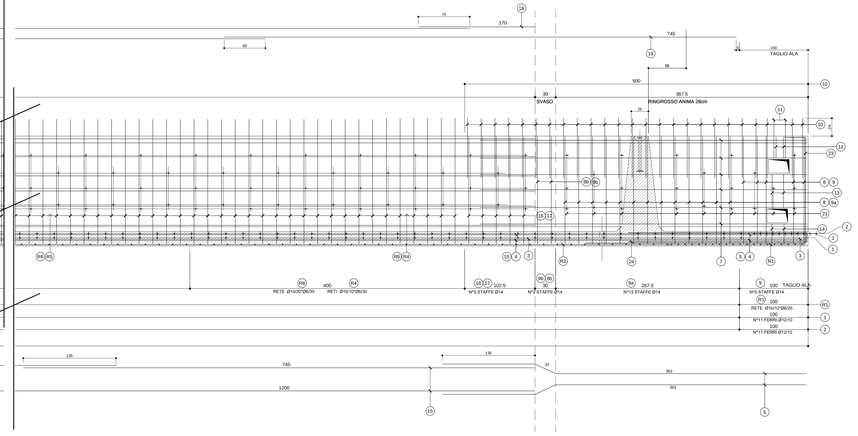

ARMATURA DI PRECOMPRESSIONE

N. 62 TREFOLI DA 0.6"

PESO TREFOLI 2172.7 Kg

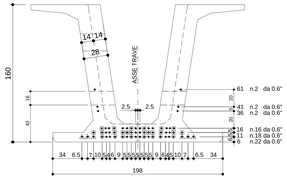

GUAINE ANTI-ADERENZA (ZONA D'APPOGGIO)		
TIPO	N°	Lungh.
1	18+18	150cm
2	8+8	300cm
3	6+6	400cm

CARATTERISTICHE DEI MATERIALI

CALCESTRUZZO — 28 gg Rck ≥ C 45/55; SFORMO ≥ C 35/45

FERRO — B 450C

TREFOLI — ROTTURA fptk >1860 .. MPa; SNERVAM. 5/10 (k =10/10) .. MPa; TENSIONE (cpa 1373 MPa; 0.6" = 190900 Kg

VISTA FRONTALE

SCALA 1:20

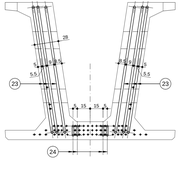

SEZIONE A-A

SCALA 1:20

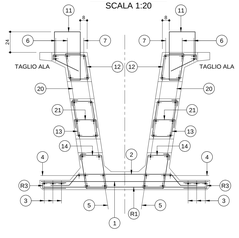

SEZIONE B-B

SCALA 1:20

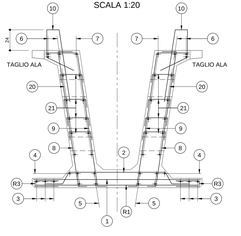

SEZIONE C-C

SCALA 1:20

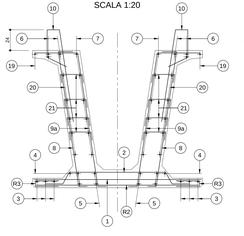

SEZIONE D-D

SCALA 1:20

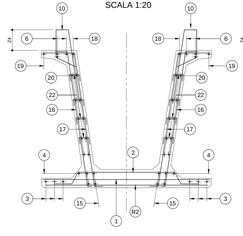

SEZIONE E-E

SCALA 1:20

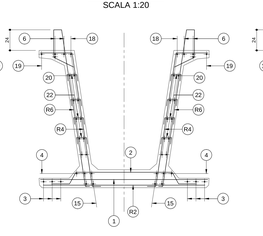

SEZIONE F-F

SCALA 1:20

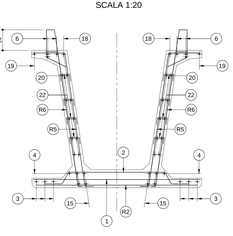

Armatura traverso

SCALA 1:20

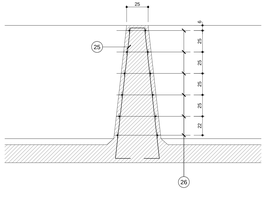

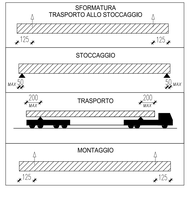

POSIZIONE	1		2		3	4	5	6	7	8	8b	9	9a	9b	10	11	12	13	14	15	16	17	18	19	20	21	22	23	24	25	26
Ø (mm)	12	8	12	8	10	22	22	22	12	14	14	14	14	14	14	14	14	14	14	22	14	14	12	10	12	8	8	26	20	10	10
N. FERRI	11*2	120	11*2	120	3+3	3+3	(2+2)*2	3+3	(6+6)*2	(18+18)*2	(2+2)*2	(4+5)*2	(14+13)*2	(2+2)*2	(25+25)*2	(2+2)*2	(2+2)*2	(2+2)*2	(2+2)*2	2+2	(5+5)*2	(5+5)*2	6+6	1+1	5+5	(24+24)*2	150+150	(3+3)*2	(2+2)*2	4+4	(6+6)*2
PASSO (cm)	1/10	1/25	1/10	1/25	-	-	-	-	-	1/20	1/20	1/20	1/20	1/20	1/20	-	-	-	-	-	1/20	1/20	-	-	-	1/40	1/40	-	-	-	1/25
LUNGH. (m)	1.89		1.80		12.00*2+9.30	12.00*2+10.80	5.33	12.00*2+10.80	4.76	1.90	1.85	2.08	2.22	2.15	1.80	1.59	1.45	1.54	1.44	12.00+7.45*2	1.85	2.10	12.00*2+1.70	12.00*2+7.45	12.00*2+9.55	0.40	0.27	5.00	5.93	3.50	2.045
SAGOMA	189		189		100/0/100 SOVRAPP. SPALSATE	100/0/100 SOVRAPP. SPALSATE	100/0/100 SOVRAPP. SPALSATE	100/0/100 SOVRAPP. SPALSATE	α= 154.70	α= 87.40 β= 88.40	α= 87.40 β= 88.40	α= 88.60	α= 88.60	VAR. 40-60 α= 88.60	α= 118.2 β= 98.20	α= 118.2	α= 88.60	α= 87.40 β= 88.40	α= 87.40 β= 88.40	1300 100/0/100 SOVRAPP. SPALSATE	α= 88.60	α= 88.60	100/0/100 170/0 SOVRAPP. SPALSATE	100/0/100 170/0 SOVRAPP. SPALSATE	100/0/100 SOVRAPP. SPALSATE	α= 88.60	α= 88.60	150 30 500	290 290	150 VAR. 20-40 α= 87.90 β= 87.90	VAR. 20-40 α= 87.90 β= 87.90
NOTE																										SMISURATA A QUINCONCE	SMISURATA A QUINCONCE				
PESO (Kg)	126.6		120.5		123.3	623.9	127.4	623.9	101.6	165.5	17.9	45.3	145.0	20.8	217.8	15.4	14.0	14.9	13.9	321.5	44.8	50.8	274.2	38.8	298.2	15.2	32.0	250.4	117.1	17.3	30.3
PESO TOTALE ACCIAIO Kg 4008.366																															

RETI	R1	R2	R3	R4	R5	R6
Ø Trasv. (mm)	10/10	6/20	6/20	10/10	10/20	10/20
Ø Long. (mm)	6/25	6/25	6/25	6/25	6/25	6/25
SVILUPPO (m)	1.89	1.89	0.60	2.10	2.10	2.46
LUNGH. (m)	2*1.00	30.15	2*32.05	2*2*4.00	2*14.15	2*22.15
SAGOMA	189	189	27 27	35 55 α= 88° 60	35 55 α= 88° 60	32 55 α= 87.40° β=100.40°
NOTE				VEDI DETTAGLIO	VEDI DETTAGLIO	VEDI DETTAGLIO
PESO (Kg)	26.7	114.0	76.9	237.2	235.9	432.6
PESO TOTALE RETI Kg 1123						

anas — ANAS S.p.A. — Direzione Progettazione e Realizzazione Lavori

VARIANTE ALLA S.S.1 AURELIA (AURELIA BIS)
VIABILITA' DI ACCESSO ALL' HUB PORTUALE DI LA SPEZIA
INTERCONNESSIONE TRA I CASELLI DELLA A-12 E IL PORTO DI LA SPEZIA
3° LOTTO TRA FELETTINO E IL RACCORDO AUTOSTRADALE

PROGETTO ESECUTIVO DI STRALCIO E COMPLETAMENTO C - 3° TRATTO

PROGETTO ESECUTIVO — **GE265**

CESI — Creating Better Energy Future — Mandante
TECHINT Engineering & Construction — Mandante
GEEG6 Engineering — Mandante

VISTO: IL RESPONSABILE DEL PROCEDIMENTO	RESPONSABILE DELL'INTEGRAZIONE DELLE PRESTAZIONI SPECIALISTICHE	PROGETTISTA SPECIALISTA	IL COORDINATORE DELLA SICUREZZA IN FASE DI PROGETTAZIONE
Ing. Fabrizio CARDONE	Firmato digitalmente da: RODINO ALESSANDRO Data: 02/02/2023 08:58:18 — Ing. Alessandro RODINO	Ing. Paolo Alberto COLETTI	Dott. Domenico TRIMBOLI

OPERE MAGGIORI
SVINCOLO DI MELARA
VIADOTTO RAMPA 'P'
IMPALCATO - ARMATURA TRAVE P05

CODICE PROGETTO				NOME FILE				REVISIONE	SCALA:
PROGETTO	LIV. PROG.	N. PROG.		0000_V04V13STRAR06_A					
DPGE02 65	E	20	CODICE ELAB.	V04V13STRAR06				A	VARIE

REV.	DESCRIZIONE	DATA	REDATTO	VERIFICATO	APPROVATO
C					
B					
A	EMISSIONE	Marzo 2021	G. Naretto	A. Rodino	D. Morgera