

COMUNE DI: SASSARI

PROVINCIA: SASSARI
REGIONE: SARDEGNA

"FATTORIA SOLARE CASA SCACCIA"
AGRIVOLTAICO DI TIPO ELEVATO E AVANZATO

PROGETTO DEFINITIVO

SCHEMA TECNICA INVETER

Tipo Elaborato	Codice Elaborato	Data	Scala CAD	Formato	Foglio / di	Scala
TAV.	2202_T.P.21	20/02/2023	-	A4	1/9	-

PROPONENTE

AGRI BRUZIA Società Agricola A R.L.
Corso Europa, 1
87021 - Belvedere Marittimo (CS)

SVILUPPO



SET SVILUPPO s.r.l.
Corso Trieste, 19
00198 - Roma (RM)

PROGETTAZIONE

Ing. Giacomo Greco



Ing. Marco Marsico



Rev.	Data	Descrizione	Redatto	Verificato	Approvato
00	20/02/2023	Prima Emissione	Ing. M. Marsico	Ing. G. Greco	Ing. M. Marsico

SC 2660 UP / SC 2800 UP / SC 2930 UP / SC 3060 UP



Efficient

- Up to 4 inverters can be transported in one standard shipping container
- Overdimensioning up to 150% is possible
- Full power at ambient temperatures of up to 35 °C

Robust

- Intelligent air cooling system OptiCool for efficient cooling
- Suitable for outdoor use in all climatic ambient conditions worldwide

Flexible

- One device for all applications
- PV application, optionally available with DC-coupled storage system

Easy to Use

- Improved DC connection area
- Connection area for customer equipment
- Integrated voltage support for internal and external loads

SUNNY CENTRAL UP

The new Sunny Central: more power per cubic meter

With an output of up to 3067 kVA and system voltages of 1500 V DC, the SMA central inverter allows for more efficient system design and a reduction in specific costs for PV and battery power plants. A separate voltage supply and additional space are available for the installation of customer equipment. True 1500 V technology and the intelligent cooling system OptiCool ensure smooth operation even in extreme ambient temperature as well as a long service life of 25 years.

SUNNY CENTRAL UP

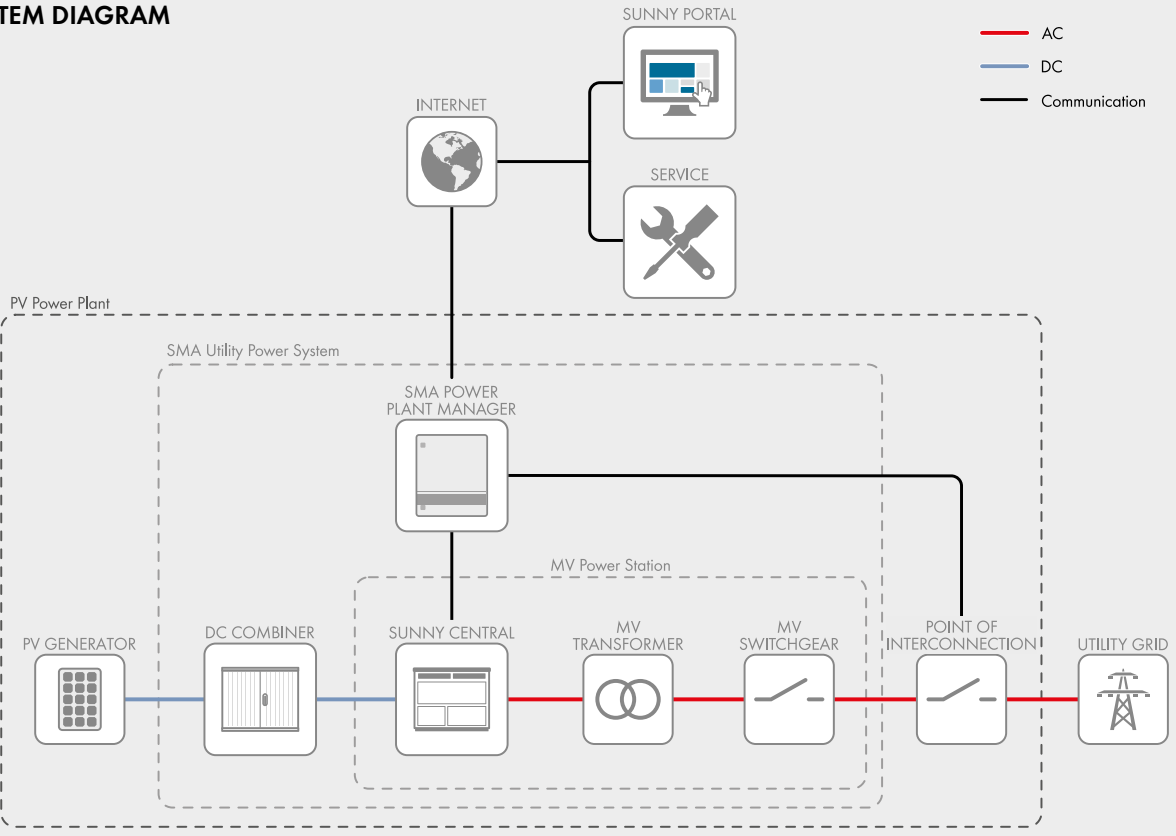
Technical Data	Sunny Central 2660 UP	Sunny Central 2800 UP
DC side		
MPP voltage range V_{DC} (at 35 °C / at 50 °C)	880 V to 1325 V / 1100 V	921 V to 1325 V / 1100 V
Min. DC voltage $V_{DC, min}$ / Start voltage $V_{DC, Start}$	849 V / 1030 V	891 V / 1071 V
Max. DC voltage $V_{DC, max}$	1500 V	1500 V
Max. DC current $I_{DC, max}$ / with DC coupling	3200 A / 4800 A	3200 A / 4800 A
Max. short-circuit current $I_{DC, SC}$	8400 A	8400 A
Number of DC inputs	Busbar with 26 connections per terminal, 24 double pole fused (32 single pole fused)	
Number of DC inputs with optional DC battery coupling	18 double pole fused (36 single pole fused) for PV and 6 double pole fused for batteries	
Max. number of DC cables per DC input (for each polarity)	2 x 800 kcmil, 2 x 400 mm ²	
Integrated zone monitoring	○	
Available PV fuse sizes (per input)	200 A, 250 A, 315 A, 350 A, 400 A, 450 A, 500 A	
Available battery fuse size (per input)	750 A	
AC side		
Nominal AC power at $\cos \varphi = 1$ (at 35 °C / at 50 °C)	2667 kVA / 2400 kVA	2800 kVA / 2520 kVA
Nominal AC active power at $\cos \varphi = 0.8$ (at 35 °C / at 50 °C)	2134 kW / 1920 kW	2240 kW / 2016 kW
Nominal AC current $I_{AC, nom}$ (at 35 °C / at 50 °C)	2566 A / 2309 A	2566 A / 2309 A
Max. total harmonic distortion	< 3% at nominal power	
Nominal AC voltage / nominal AC voltage range ^{1) 8)}	600 V / 480 V to 720 V	630 V / 504 V to 756 V
AC power frequency / range	50 Hz / 47 Hz to 53 Hz 60 Hz / 57 Hz to 63 Hz > 2	
Min. short-circuit ratio at the AC terminals ⁹⁾	1 / 0.8 overexcited to 0.8 underexcited	
Power factor at rated power / displacement power factor adjustable ^{8) 10)}	1 / 0.8 overexcited to 0.8 underexcited	
Efficiency		
Max. efficiency ²⁾ / European efficiency ²⁾ / CEC efficiency ³⁾	98.7%* / 98.6%* / 98.5%*	98.7%* / 98.6%* / 98.5%*
Protective Devices		
Input-side disconnection point	DC load break switch	
Output-side disconnection point	AC circuit breaker	
DC overvoltage protection	Surge arrester, type I & II	
AC overvoltage protection (optional)	Surge arrester, class I & II	
Lightning protection (according to IEC 62305-1)	Lightning Protection Level III	
Ground-fault monitoring / remote ground-fault monitoring	○ / ○	
Insulation monitoring	○	
Degree of protection: electronics / air duct / connection area (as per IEC 60529)	IP54 / IP34 / IP34	
General Data		
Dimensions (W / H / D)	2815 / 2318 / 1588 mm (110.8 / 91.3 / 62.5 inch)	
Weight	< 3400 kg / < 7500 lb	
Self-consumption (max. ⁴⁾ / partial load ⁵⁾ / average ⁶⁾	< 8100 W / < 1800 W / < 2000 W	
Self-consumption (standby)	< 370 W	
Internal auxiliary power supply	○ Integrated 8.4 kVA transformer	
Operating temperature range ⁸⁾	-25 °C to 60 °C / -13 °F to 140 °F	
Noise emission ⁷⁾	67.0 dB(A)*	
Temperature range (standby)	-40 °C to 60 °C / -40 °F to 140 °F	
Temperature range (storage)	-40 °C to 70 °C / -40 °F to 158 °F	
Max. permissible value for relative humidity (condensing / non-condensing)	95% to 100% (2 month/year) / 0% to 95%	
Maximum operating altitude above MSL ⁸⁾ 1000 m / 2000 m ¹¹⁾ / 3000 m ¹¹⁾	● / ○ / ○ ● / ○ / -	
Fresh air consumption	6500 m ³ /h	
Features		
DC connection	Terminal lug on each input (without fuse)	
AC connection	With busbar system (three busbars, one per line conductor)	
Communication	Ethernet, Modbus Master, Modbus Slave	
Enclosure / roof color	RAL 9016 / RAL 7004	
Supply for external loads	○ (2.5 kVA)	
Standards and directives complied with	CE, IEC / EN 62109-1, IEC / EN 62109-2, AR-N 4110, IEEE1547, UL 840 Cat. IV, Arrêté du 23/04/08	
EMC standards	IEC 55011, FCC Part 15 Class A	
Quality standards and directives complied with	VDI/VDE 2862 page 2, DIN EN ISO 9001	
● Standard features ○ Optional - not available * preliminary		
Type designation	SC 2660 UP	SC 2800 UP

- 1) At nominal AC voltage, nominal AC power decreases in the same proportion
- 2) Efficiency measured without internal power supply
- 3) Efficiency measured with internal power supply
- 4) Self-consumption at rated operation
- 5) Self-consumption at < 75% P_n at 25 °C
- 6) Self-consumption averaged out from 5% to 100% P_n at 25 °C
- 7) Sound pressure level at a distance of 10 m

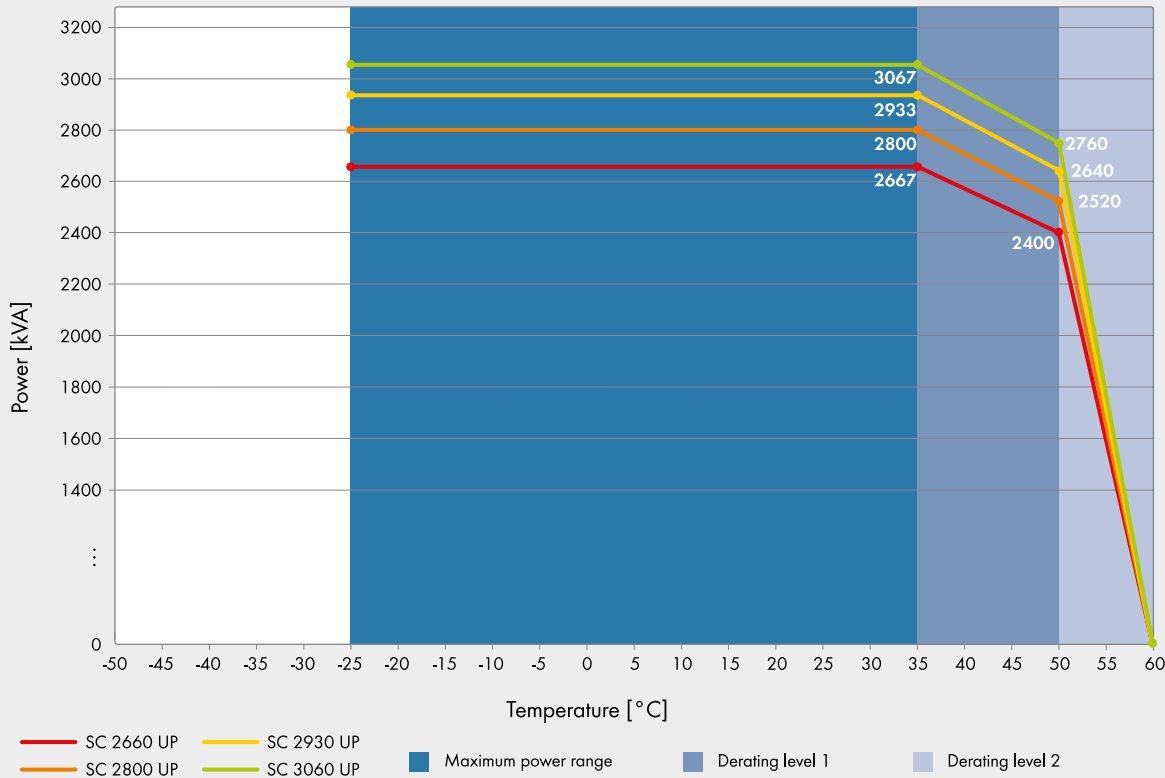
- 8) Values apply only to inverters. Permissible values for SMA MV solutions from SMA can be found in the corresponding data sheets.
- 9) A short-circuit ratio of < 2 requires a special approval from SMA
- 10) Depending on the DC voltage
- 11) Earlier temperature-dependent de-rating and reduction of DC open-circuit voltage

Technical Data	Sunny Central 2930 UP	Sunny Central 3060 UP
DC side		
MPP voltage range V _{DC} (at 35 °C / at 50 °C)	962 V to 1325 V / 1100 V	1003 V to 1325 V / 1100 V
Min. DC voltage V _{DC, min} / Start voltage V _{DC, Start}	934 V / 1112 V	976 V / 1153 V
Max. DC voltage V _{DC, max}	1500 V	1500 V
Max. DC current I _{DC, max} / with DC coupling	3200 A / 4800 A	3200 A / 4800 A
Max. short-circuit current I _{DC, SC}	8400 A	8400 A
Number of DC inputs	Busbar with 26 connections per terminal, 24 double pole fused (32 single pole fused)	
Number of DC inputs with optional DC battery coupling	18 double pole fused (36 single pole fused) for PV and 6 double pole fused for batteries	
Max. number of DC cables per DC input (for each polarity)	2 x 800 kcmil, 2 x 400 mm ²	
Integrated zone monitoring	○	
Available PV fuse sizes (per input)	200 A, 250 A, 315 A, 350 A, 400 A, 450 A, 500 A	
Available battery fuse size (per input)	750 A	
AC side		
Nominal AC power at cos φ = 1 (at 35 °C / at 50 °C)	2933 kVA / 2640 kVA	3067 kVA / 2760 kVA
Nominal AC active power at cos φ = 0.8 (at 35 °C / at 50 °C)	2346 kW / 2112 kW	2454 kW / 2208 kW
Nominal AC current I _{AC, nom} (at 35 °C / at 50 °C)	2566 A / 2309 A	2566 A / 2309 A
Max. total harmonic distortion	< 3% at nominal power	
Nominal AC voltage / nominal AC voltage range ^{1) 8)}	660 V / 528 V to 759 V	690 V / 552 V to 759 V
AC power frequency / range	50 Hz / 47 Hz to 53 Hz 60 Hz / 57 Hz to 63 Hz > 2	
Min. short-circuit ratio at the AC terminals ⁹⁾	● 1 / 0.8 overexcited to 0.8 underexcited	
Power factor at rated power / displacement power factor adjustable ^{8) 10)}	● 1 / 0.8 overexcited to 0.8 underexcited	
Efficiency		
Max. efficiency ²⁾ / European efficiency ²⁾ / CEC efficiency ³⁾	98.7%* / 98.6%* / 98.5%*	98.7%* / 98.6%* / 98.5%*
Protective Devices		
Input-side disconnection point	DC load break switch	
Output-side disconnection point	AC circuit breaker	
DC overvoltage protection	Surge arrester, type I & II	
AC overvoltage protection (optional)	Surge arrester, class I & II	
Lightning protection (according to IEC 62305-1)	Lightning Protection Level III	
Ground-fault monitoring / remote ground-fault monitoring	○ / ○	
Insulation monitoring	○	
Degree of protection: electronics / air duct / connection area (as per IEC 60529)	IP54 / IP34 / IP34	
General Data		
Dimensions (W / H / D)	2815 / 2318 / 1588 mm (110.8 / 91.3 / 62.5 inch)	
Weight	< 3400 kg / < 7500 lb	
Self-consumption (max. ⁴⁾ / partial load ⁵⁾ / average ⁶⁾	< 8100 W / < 1800 W / < 2000 W	
Self-consumption (standby)	< 370 W	
Internal auxiliary power supply	○ Integrated 8.4 kVA transformer	
Operating temperature range ⁸⁾	-25 °C to 60 °C / -13 °F to 140 °F	
Noise emission ⁷⁾	67.0 dB(A)*	
Temperature range (standby)	-40 °C to 60 °C / -40 °F to 140 °F	
Temperature range (storage)	-40 °C to 70 °C / -40 °F to 158 °F	
Max. permissible value for relative humidity (condensing / non-condensing)	95% to 100% (2 month/year) / 0% to 95%	
Maximum operating altitude above MSL ⁸⁾ 1000 m / 2000 m ¹¹⁾ / 3000 m ¹¹⁾	● / ○ / -	
Fresh air consumption	6500 m ³ /h	
Features		
DC connection	Terminal lug on each input (without fuse)	
AC connection	With busbar system (three busbars, one per line conductor)	
Communication	Ethernet, Modbus Master, Modbus Slave	
Enclosure / roof color	RAL 9016 / RAL 7004	
Supply for external loads	○ (2.5 kVA)	
Standards and directives complied with	CE, IEC / EN 62109-1, IEC / EN 62109-2, AR-N 4110, IEEE1547, UL 840 Cat. IV, Arrêté du 23/04/08	
EMC standards	IEC 55011, FCC Part 15 Class A	
Quality standards and directives complied with	VDI/VDE 2862 page 2, DIN EN ISO 9001	
● Standard features ○ Optional – not available * preliminary		
Type designation	SC 2930 UP	SC 3060 UP

SYSTEM DIAGRAM



TEMPERATURE BEHAVIOR (at 1000 m)



SC 4000 UP / SC 4200 UP / SC 4400 UP / SC 4600 UP



Efficient

- Up to 4 inverters can be transported in one standard shipping container
- Overdimensioning up to 150% is possible
- Full power at ambient temperatures of up to 35 °C

Robust

- Intelligent air cooling system OptiCool for efficient cooling
- Suitable for outdoor use in all climatic ambient conditions worldwide

Flexible

- One device for all applications
- PV application, optionally available with DC-coupled storage system

Easy to Use

- Improved DC connection area
- Connection area for customer equipment
- Integrated voltage support for internal and external loads

SUNNY CENTRAL UP

The new Sunny Central: more power per cubic meter

With an output of up to 4600 kVA and system voltages of 1500 V DC, the SMA central inverter allows for more efficient system design and a reduction in specific costs for PV and battery power plants. A separate voltage supply and additional space are available for the installation of customer equipment. True 1500 V technology and the intelligent cooling system OptiCool ensure smooth operation even in extreme ambient temperature as well as a long service life of 25 years.

SUNNY CENTRAL UP

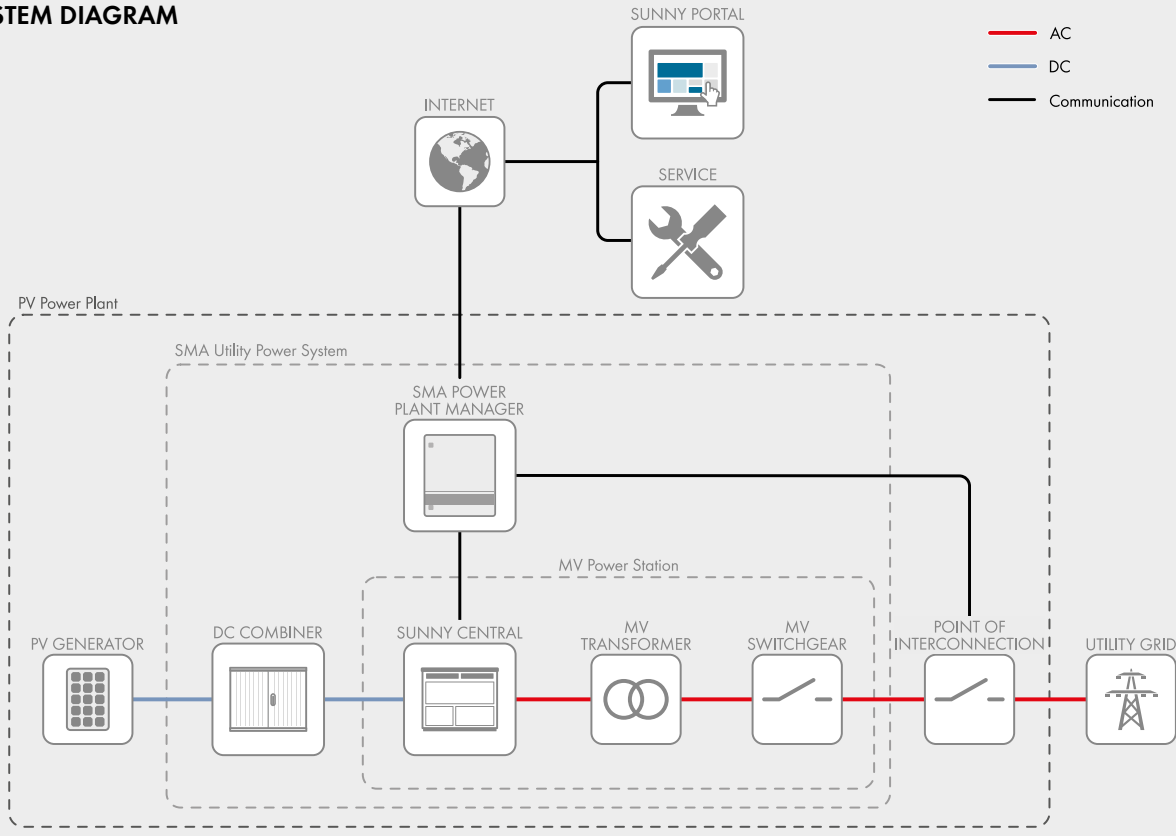
Technical Data	SC 4000 UP	SC 4200 UP
DC side		
MPP voltage range V_{DC} (at 25 °C / at 50 °C)	880 to 1325 V / 1100 V	921 to 1325 V / 1050 V
Min. DC voltage $V_{DC, min}$ / Start voltage $V_{DC, Start}$	849 V / 1030 V	891 V / 1071 V
Max. DC voltage $V_{DC, max}$	1500 V	1500 V
Max. DC current $I_{DC, max}$	4750 A	4750 A
Max. short-circuit current $I_{DC, SC}$	8400 A	8400 A
Number of DC inputs	Busbar with 26 connections per terminal, 24 double pole fused (32 single pole fused)	
Number of DC inputs with optional DC coupled storage	18 double pole fused (36 single pole fused) for PV and 6 double pole fused for batteries	
Max. number of DC cables per DC input (for each polarity)	2 x 800 kcmil, 2 x 400 mm ²	
Integrated zone monitoring	○	
Available PV fuse sizes (per input)	200 A, 250 A, 315 A, 350 A, 400 A, 450 A, 500 A	
Available battery fuse size (per input)	750 A	
AC side		
Nominal AC power at $\cos \varphi = 1$ (at 35 °C / at 50 °C)	4000 kVA ¹²⁾ / 3600 kVA	4200 kVA ¹³⁾ / 3780 kVA
Nominal AC active power at $\cos \varphi = 0.8$ (at 35 °C / at 50 °C)	3200 kW ¹²⁾ / 2880 kW	3360 kW ¹³⁾ / 3024 kW
Nominal AC current $I_{AC, nom}$ (at 35 °C / at 50 °C)	3850 A / 3465 A	3850 A / 3465 A
Max. total harmonic distortion	< 3% at nominal power	
Nominal AC voltage / nominal AC voltage range ^{11) 8)}	600 V / 480 V to 720 V	630 V / 504 V to 756 V
AC power frequency / range	50 Hz / 47 Hz to 53 Hz 60 Hz / 57 Hz to 63 Hz > 2	
Min. short-circuit ratio at the AC terminals ⁹⁾	1 / 0.8 overexcited to 0.8 underexcited	
Power factor at rated power / displacement power factor adjustable ^{8) 10)}	1 / 0.8 overexcited to 0.8 underexcited	
Efficiency		
Max. efficiency ²⁾ / European efficiency ²⁾ / CEC efficiency ³⁾	98.8% / 98.6% / 98.5%	98.8% / 98.7% / 98.5%
Protective Devices		
Input-side disconnection point	DC load break switch	
Output-side disconnection point	AC circuit breaker	
DC overvoltage protection	Surge arrester, type I & II	
AC overvoltage protection (optional)	Surge arrester, class I & II	
Lightning protection (according to IEC 62305-1)	Lightning Protection Level III	
Ground-fault monitoring / remote ground-fault monitoring	○ / ○	
Insulation monitoring	○	
Degree of protection: electronics / air duct / connection area (as per IEC 60529)	IP54 / IP34 / IP34	
General Data		
Dimensions (W / H / D)	2815 / 2318 / 1588 mm (110.8 / 91.3 / 62.5 inch)	
Weight	< 3700 kg / < 8158 lb	
Self-consumption (max. ⁴⁾ / partial load ⁵⁾ / average ⁶⁾	< 8100 W / < 1800 W / < 2000 W	
Self-consumption (standby)	< 370 W	
Internal auxiliary power supply	○ Integrated 8.4 kVA transformer	
Operating temperature range ⁸⁾	-25 °C to 60 °C / -13 °F to 140 °F	
Noise emission ⁷⁾	63.0 dB(A)*	
Temperature range (standby)	-40 °C to 60 °C / -40 °F to 140 °F	
Temperature range (storage)	-40 °C to 70 °C / -40 °F to 158 °F	
Max. permissible value for relative humidity (condensing / non-condensing)	95% to 100% (2 month/year) / 0% to 95%	
Maximum operating altitude above MSL ⁸⁾ 1000 m / 2000 m ¹¹⁾ / 3000 m ¹¹⁾	● / ○ / ○ ● / ○ / -	
Fresh air consumption	6500 m ³ /h	
Features		
DC connection	Terminal lug on each input (without fuse)	
AC connection	With busbar system (three busbars, one per line conductor)	
Communication	Ethernet, Modbus Master, Modbus Slave	
Enclosure / roof color	RAL 9016 / RAL 7004	
Supply for external loads	○ (2.5 kVA)	
Standards and directives complied with	CE, IEC / EN 62109-1, IEC / EN 62109-2, AR-N 4110, IEEE1547, UL 840 Cat. IV, Arrêté du 23/04/08	
EMC standards	IEC 55011, IEC 61000-6-2, FCC Part 15 Class A	
Quality standards and directives complied with	VDI/VDE 2862 page 2, DIN EN ISO 9001	
● Standard features ○ Optional - not available * preliminary		
Type designation	SC 4000 UP	SC 4200 UP

- 1) At nominal AC voltage, nominal AC power decreases in the same proportion
- 2) Efficiency measured without internal power supply
- 3) Efficiency measured with internal power supply
- 4) Self-consumption at rated operation
- 5) Self-consumption at < 75% Pn at 25 °C
- 6) Self-consumption averaged out from 5% to 100% Pn at 25 °C
- 7) Sound pressure level at a distance of 10 m

- 8) Values apply only to inverters. Permissible values for SMA MV solutions from SMA can be found in the corresponding data sheets.
- 9) A short-circuit ratio of < 2 requires a special approval from SMA
- 10) Depending on the DC voltage
- 11) Earlier temperature-dependent de-rating and reduction of DC open-circuit voltage
- 12) Nominal AC power at 35 °C achievable up to a maximum of 1050 V_{DC}
- 13) Nominal AC power at 35 °C achievable up to a maximum of 1000 V_{DC}
- 14) Nominal AC power at 35 °C achievable up to a maximum of 1025 V_{DC}

Technical Data	SC 4400 UP	SC 4600 UP
DC side		
MPP voltage range V _{DC} (at 25 °C / at 50 °C)	962 to 1325 V / 1000 V	1003 to 1325 V / 1040 V
Min. DC voltage V _{DC, min} / Start voltage V _{DC, Start}	934 V / 1112 V	976 V / 1153 V
Max. DC voltage V _{DC, max}	1500 V	1500 V
Max. DC current I _{DC, max}	4750 A	4750 A
Max. short-circuit current I _{DC, SC}	8400 A	8400 A
Number of DC inputs	Busbar with 26 connections per terminal, 24 double pole fused (32 single pole fused)	
Number of DC inputs with optional DC coupled storage	18 double pole fused (36 single pole fused) for PV and 6 double pole fused for batteries	
Max. number of DC cables per DC input (for each polarity)	2 x 800 kcmil, 2 x 400 mm ²	
Integrated zone monitoring	○	
Available PV fuse sizes (per input)	200 A, 250 A, 315 A, 350 A, 400 A, 450 A, 500 A	
Available battery fuse size (per input)	750 A	
AC side		
Nominal AC power at cos φ = 1 (at 35 °C / at 50 °C)	4400 kVA ¹³⁾ / 3960 kVA	4600 kVA ¹⁴⁾ / 4140 kVA
Nominal AC active power at cos φ = 0.8 (at 35 °C / at 50 °C)	3520 kW ¹³⁾ / 3168 kW	3680 kW ¹⁴⁾ / 3312 kW
Nominal AC current I _{AC, nom} (at 35 °C / at 50 °C)	3850 A / 3465 A	3850 A / 3465 A
Max. total harmonic distortion	< 3% at nominal power	
Nominal AC voltage / nominal AC voltage range ^{11) 8)}	660 V / 528 V to 759 V	690 V / 552 V to 759 V
AC power frequency / range	50 Hz / 47 Hz to 53 Hz 60 Hz / 57 Hz to 63 Hz > 2	
Min. short-circuit ratio at the AC terminals ⁹⁾	● 1 / 0.8 overexcited to 0.8 underexcited	
Power factor at rated power / displacement power factor adjustable ^{8) 10)}	● 1 / 0.8 overexcited to 0.8 underexcited	
Efficiency		
Max. efficiency ²⁾ / European efficiency ²⁾ / CEC efficiency ³⁾	98.8% / 98.7% / 98.5%	98.9% / 98.7% / 98.5%
Protective Devices		
Input-side disconnection point	DC load break switch	
Output-side disconnection point	AC circuit breaker	
DC overvoltage protection	Surge arrester, type I & II	
AC overvoltage protection (optional)	Surge arrester, class I & II	
Lightning protection (according to IEC 62305-1)	Lightning Protection Level III	
Ground-fault monitoring / remote ground-fault monitoring	○ / ○	
Insulation monitoring	○	
Degree of protection: electronics / air duct / connection area (as per IEC 60529)	IP54 / IP34 / IP34	
General Data		
Dimensions (W / H / D)	2815 / 2318 / 1588 mm (110.8 / 91.3 / 62.5 inch)	
Weight	< 3700 kg / < 8158 lb	
Self-consumption (max. ⁴⁾ / partial load ⁵⁾ / average ⁶⁾	< 8100 W / < 1800 W / < 2000 W	
Self-consumption (standby)	< 370 W	
Internal auxiliary power supply	○ Integrated 8.4 kVA transformer	
Operating temperature range ⁸⁾	-25 °C to 60 °C / -13 °F to 140 °F	
Noise emission ⁷⁾	63.0 dB(A)*	
Temperature range (standby)	-40 °C to 60 °C / -40 °F to 140 °F	
Temperature range (storage)	-40 °C to 70 °C / -40 °F to 158 °F	
Max. permissible value for relative humidity (condensing / non-condensing)	95% to 100% (2 month/year) / 0% to 95%	
Maximum operating altitude above MSL ⁸⁾ 1000 m / 2000 m ¹¹⁾ / 3000 m ¹¹⁾	● / ○ / -	
Fresh air consumption	6500 m ³ /h	
Features		
DC connection	Terminal lug on each input (without fuse)	
AC connection	With busbar system (three busbars, one per line conductor)	
Communication	Ethernet, Modbus Master, Modbus Slave	
Enclosure / roof color	RAL 9016 / RAL 7004	
Supply for external loads	○ (2.5 kVA)	
Standards and directives complied with	CE, IEC / EN 62109-1, IEC / EN 62109-2, AR-N 4110, IEEE1547, UL 840 Cat. IV, Arrêté du 23/04/08	
EMC standards	IEC 55011, IEC 61000-6-2, FCC Part 15 Class A	
Quality standards and directives complied with	VDI/VDE 2862 page 2, DIN EN ISO 9001	
● Standard features ○ Optional – not available * preliminary		
Type designation	SC 4400 UP	SC 4600 UP

SYSTEM DIAGRAM



TEMPERATURE BEHAVIOR (at 1000 m)

