




PROGETTO DEFINITIVO DI UN IMPIANTO AGRO-FOTOVOLTAICO DELLA POTENZA COMPLESSIVA DI 57 MW_p, E RELATIVE OPERE DI CONNESSIONE ALLA RETE, CON SISTEMA DI ACCUMULO DI CAPACITA' PARI 10 MWh DA REALIZZARSI NEL COMUNE DI ROTELLO E MONTELONGO (CB)

PROGETTO DEFINITIVO

COMMITTENTE: ROTELLO SOLAR s.r.l.

PROGETTISTA:



TITOLO ELABORATO:

BROCHURE INVERTER

ELABORATO n° :

BI026F-D-RO00-IMP-SH-03-00

NOME FILE :

SCALA : -

DATA : Dicembre 2022

REVISIONE	N.	DATA	DESCRIZIONE	ELABORATO	CONTROLLATO	APPROVATO
	00	Dicembre 2022	Emissione	N.Ostoich	M.Palvarini	S. Venturini
	01					
	02					
	03					
	04					

SG350HX

Multi-MPPT String Inverter for 1500 Vdc System

Preliminary



HIGH YIELD

- Up to 16 MPPTs with max. efficiency 99%
- 20A per string, compatible with 500Wp+ module
- Data exchange with tracker system, improving yield

Low Cost

- Q at night function, save investment
- Power line communication (PLC)
- Smart IV Curve diagnosis*, active O&M

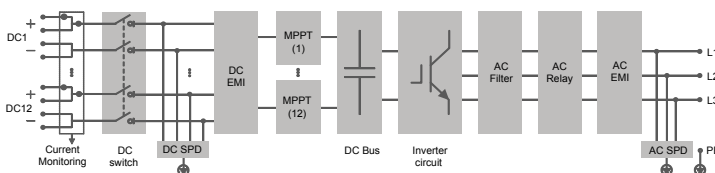
Grid Support

- $SCR \geq 1.16$ stable operation in extremely weak grid
- Reactive power response time <30ms
- Compliant with global grid code

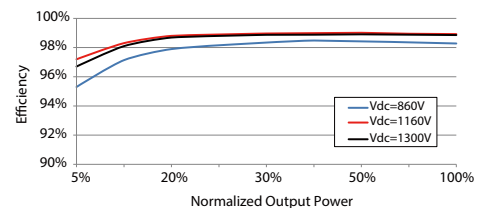
PROVEN SAFETY

- 2 strings per MPPT, no fear of string reverse connection
- Integrated DC switch, automatically cut off the fault
- 24h real-time AC and DC insulation monitoring

CIRCUIT DIAGRAM



EFFICIENCY CURVE



Type designation	SG350HX
Input (DC)	
Max. PV input voltage	1500 V
Min. PV input voltage / Startup input voltage	500 V / 550 V
Nominal PV input voltage	1080 V
MPP voltage range	500 V – 1500 V
MPP voltage range for nominal power	860 V – 1300 V
No. of independent MPP inputs	12 (Optional: 14 / 16)
Max. number of input connector per MPPT	2
Max. PV input current	12 * 40 A (Optional: 14 * 30 A / 16 * 30 A)
Max. DC short-circuit current per MPPT	60 A
Output (AC)	
AC output power	352 kVA @ 30 °C / 320 kVA @40 °C / 295 kVA @50 °C
Max. AC output current	254 A
Nominal AC voltage	3 / PE, 800 V
AC voltage range	640 – 920 V
Nominal grid frequency / Grid frequency range	50 Hz / 45 – 55 Hz, 60 Hz / 55 – 65 Hz
THD	< 3 % (at nominal power)
DC current injection	< 0.5 % In
Power factor at nominal power / Adjustable power factor	> 0.99 / 0.8 leading – 0.8 lagging
Feed-in phases / Connection phases	3 / 3
Efficiency	
Max. efficiency / European efficiency / CEC	99.01 % / 98.8 % / 98.5 %
Protection	
DC reverse connection protection	Yes
AC short circuit protection	Yes
Leakage current protection	Yes
Grid monitoring	Yes
Ground fault monitoring	Yes
DC switch/ AC switch	Yes / No
PV String current monitoring	Yes
Q at night function	Yes
Anti-PID and PID recovery function	Optional
Overvoltage protection	DC Type II / AC Type II
General Data	
Dimensions (W*H*D)	1136*870*361 mm (44.7" * 34.3" * 14.2")
Weight	≤110 kg (≤242.5 lbs)
Isolation method	Transformerless
Ingress protection rating	IP66 (NEMA 4X)
Night power consumption	< 6 W
Operating ambient temperature range	-30 to 60 °C (-22 to 140 °F)
Allowable relative humidity range (non-condensing)	0 – 100 %
Cooling method	Smart forced air cooling
Max. operating altitude	4000 m (> 3000 m derating) / 13123 ft (> 9843 ft derating)
Display	LED, Bluetooth+APP
Communication	RS485 / PLC
DC connection type	MC4-Evo2 (Max. 6 mm ² , optional 10mm ² / Max. 10AWG, optional 8AWG)
AC connection type	Support OT/DT terminal (Max. 400 mm ² / 789 Kcmil)
Compliance	IEC 62109, IEC 61727, IEC 62116, IEC 60068, IEC 61683, VDE-AR-N 4110:2018, VDE-AR-N 4120:2018, EN 50549-1/2, UNE 206007-1:2013, P.O.12.3, UTE C15-712-1:2013, UL1741, UL1741SA, IEEEE1547, IEEEE1547.1, CSA C22.2 107.1-01-2001, California Rule 21, UL1699B
Grid support	Q at night function, LVRT, HVRT, active & reactive power control and power ramp rate control, Q-U control, P-f control

*: Only compatible with Sungrow logger and iSolarCloud