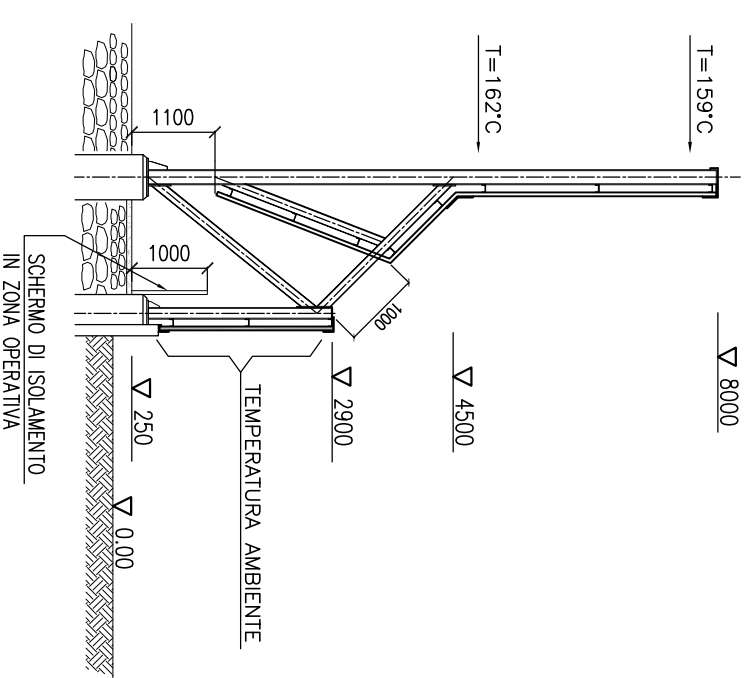
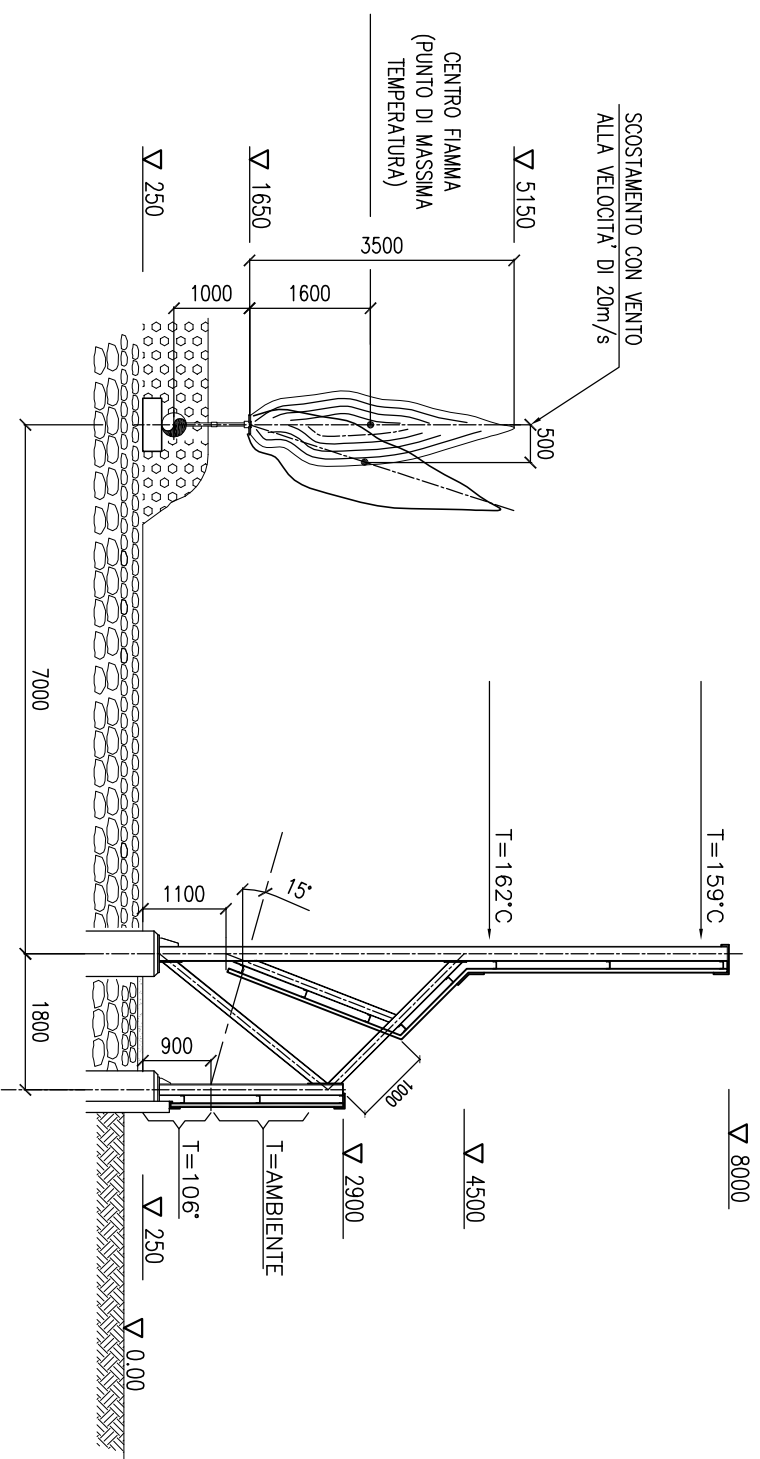


# TEMPERATURA PARETE FENCE



**NOTE:**

LE TEMPERATURE INDICATE SONO RIFERITE ALLA PORTATA MAX DI DURATA PARI A 20s

FENCE REALIZZATA CON STRUTTURA METALLICA PORTANTE, TAMPONATA CON LAMIERA GRECCATA TIPO "A55-P600-G5" Sp. 1.2

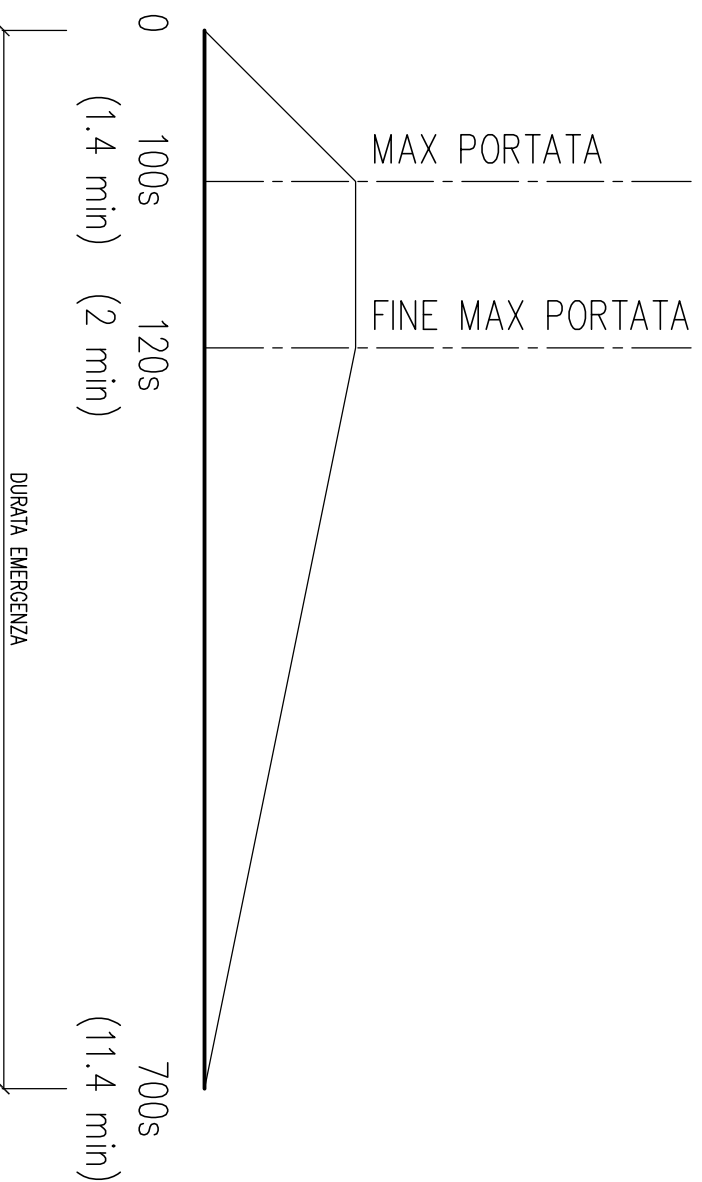


GRAFICO DELLE PORTATE

REV.	DESCRIPTION	DRAWN	CHK 'D	APP 'D	DATE

<b>lyondellbasell</b> <small>This drawing contains CONFIDENTIAL and PROPRIETARY information of LYONDELLBASELL. This information is not to be used or disclosed to anyone outside of LYONDELLBASELL and its subsidiaries except pursuant to a written agreement with LYONDELLBASELL</small>		ISSUED BY : <b>lyondellbasell</b> Engineering	
<b>GROUND FLARE - FERRARA</b>			
<b>TEMPERATURA PARETE FENCE</b>			
SIZE	SCALE	ITEM	DEP.
A3	100		
DRAWN	CHK 'D	APP 'D	DATE
SC	GL	LUP0	05-12-12
ACCOUNT CODE	JOB No.	SITE CODE	PLANT CODE
FE012235	FE	FE	FE
IDENTIFICATION NUMBER			REV. No.
AREA CODE	CLASS. CODE	PROGR. No.	DOC. No.
		297206	0
FILE NAME			