


DEEP BLUE 4.0

Mono

625W n-type Bifacial Double Glass
High Efficiency Mono Module
JAM78D40 600-625/GB Series

Introduction

Power by the latest SMBB n-type solar cell, half-cell configuration and gapless ribbon connection technology, these modules have higher output power, lower LID, better weak illumination response, and better temperature coefficient.



Higher power generation
better LCOE



n-type with very Lower LID



Better weak illumination response



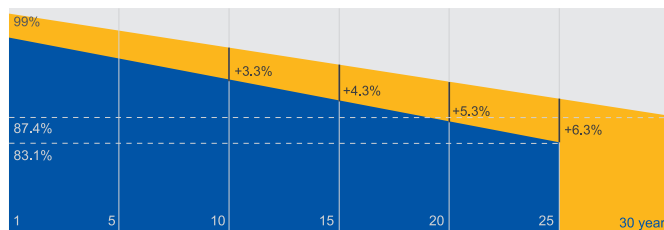
Better Temperature Coefficient

Superior Warranty

- 12-year product warranty
- 30-year linear power output warranty

1% 1st-year Degradation

0.4% Annual Degradation
Over 30 years



■ n-type Bifacial Double Glass Module Linear Performance Warranty

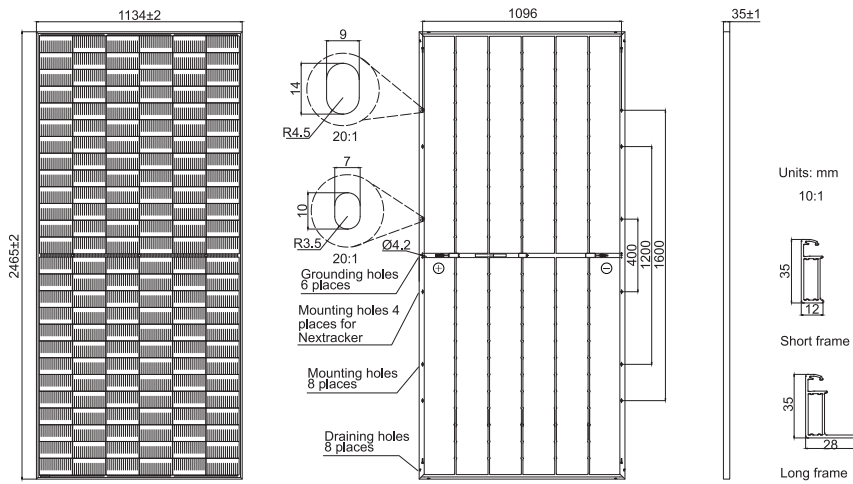
■ Standard Module Linear Performance Warranty

Comprehensive Certificates

- IEC 61215, IEC 61730
- ISO 9001: 2015 Quality management systems
- ISO 14001: 2015 Environmental management systems
- ISO 45001: 2018 Occupational health and safety management systems
- IEC 62941: 2019 Terrestrial photovoltaic (PV) modules - Quality system for PV module manufacturing



MECHANICAL DIAGRAMS



Remark: customized frame color and cable length available upon request

SPECIFICATIONS

Cell	Mono-16BB
Weight	34.6kg
Dimensions	2465±2mm×1134±2mm×35±1mm
Cable Cross Section Size	4mm ² (IEC), 12 AWG(UL)
No. of cells	156(6×26)
Junction Box	IP68, 3 diodes
Connector	QC 4.10-351/ MC4-EVO2A
Cable Length (Including Connector)	Portrait:200mm(+)/300mm(-); Landscape:1500mm(+)/1500mm(-)
Front Glass/Back Glass	2.0mm/2.0mm
Packaging Configuration	31pcs/Pallet, 496pcs/40HQ Container

ELECTRICAL PARAMETERS AT STC

TYPE	JAM78D40 -600/GB	JAM78D40 -605/GB	JAM78D40 -610/GB	JAM78D40 -615/GB	JAM78D40 -620/GB	JAM78D40 -625/GB
Rated Maximum Power(Pmax) [W]	600	605	610	615	620	625
Open Circuit Voltage(Voc) [V]	54.75	54.90	55.05	55.20	55.34	55.49
Maximum Power Voltage(Vmp) [V]	45.67	45.80	45.94	46.07	46.20	46.37
Short Circuit Current(Isc) [A]	14.02	14.09	14.16	14.23	14.30	14.36
Maximum Power Current(Imp) [A]	13.14	13.21	13.28	13.35	13.42	13.48
Module Efficiency [%]	21.5	21.6	21.8	22.0	22.2	22.4
Power Tolerance	0~+5W					
Temperature Coefficient of Isc(α_{Isc})	+0.046%/°C					
Temperature Coefficient of Voc(β_{Voc})	-0.260%/°C					
Temperature Coefficient of Pmax(γ_{Pmp})	-0.300%/°C					
STC	Irradiance 1000W/m ² , cell temperature 25°C, AM1.5G					

Remark: Electrical data in this catalog do not refer to a single module and they are not part of the offer.They only serve for comparison among different module types.

ELECTRICAL CHARACTERISTICS WITH 10% SOLAR IRRADIATION RATIO

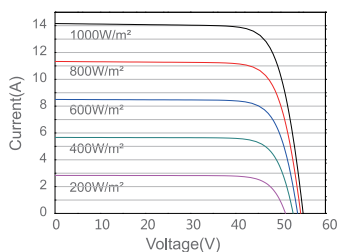
OPERATING CONDITIONS

TYPE	JAM78D40 -600/GB	JAM78D40 -605/GB	JAM78D40 -610/GB	JAM78D40 -615/GB	JAM78D40 -620/GB	JAM78D40 -625/GB	Maximum System Voltage	1500V DC
Rated Max Power(Pmax) [W]	648	653	659	664	670	675	Operating Temperature	-40°C~+85°C
Open Circuit Voltage(Voc) [V]	54.78	54.93	55.08	55.23	55.37	55.51	Maximum Series Fuse Rating	30A
Max Power Voltage(Vmp) [V]	45.66	45.80	45.93	46.07	46.20	46.36	Maximum Static Load,Front*	5400Pa(112 lb/ft ²)
Short Circuit Current(Isc) [A]	15.14	15.22	15.29	15.37	15.44	15.51	Maximum Static Load,Back*	2400Pa(50 lb/ft ²)
Max Power Current(Imp) [A]	14.19	14.27	14.34	14.42	14.49	14.56	NOCT	45±2°C
Irradiation Ratio (rear/front)	10%						Bifaciality**	80%±10%
							Fire Performance	UL Type 29

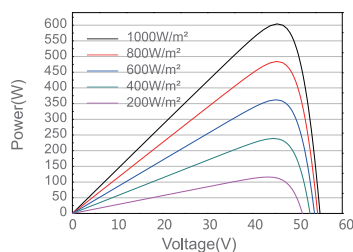
*For NextTracker installations, maximum static load please take compatibility approve letter between JA Solar and NextTracker for reference.
**Bifaciality=Pmax,rear/Rated Pmax,front

CHARACTERISTICS

Current-Voltage Curve JAM78D40-610/GB



Power-Voltage Curve JAM78D40-610/GB



Current-Voltage Curve JAM78D40-610/GB

