



COD. SAMBU.CZ.IT.SIA.09.PRCIV.00.

**ENERGIA LEVANTE S.R.L.**



FILE TIPO R

## PROCEDURA DI VALUTAZIONE IMPATTO AMBIENTALE

### PROGETTO DEFINITIVO

**IMPIANTO EOLICO "SAMBUCELLO" DI POTENZA 50 MW DA REALIZZARE NEL TERRITORIO DEI COMUNI DI MARCELLINARA, MAIDA E CARAFFA DI CATANZARO IN PROVNCIA DI CATANZARO**



Titolo Elaborato:

**LAYOUT PARCO EOLICO: SEZIONI DI PROGETTO ASSE 2Br**

Formato

Scala

**A3**

**1:200**

Codice Elaborato:

Identificativo	Provincia	Nazione	Procedura	Settore	Tipo Elaborato	Revisione	Numero Progressivo
<b>SAMBU.</b>	<b>CZ.</b>	<b>IT.</b>	<b>SIA.</b>	<b>09.</b>	<b>PRCIV.</b>	<b>00.</b>	<b>40</b>

Committente:

**ENERGIA LEVANTE S.R.L.**



Via L. Gaurico n°9/11 - Regus Eur - 4° piano - 00143 Roma (Italia)  
P.IVA 10240591007 - REA RM1219825 - Tel. (+39) 0654832107  
E\_Mail: sserenewables.com - PEC: energialevantesrl@legalmail.it

Progettazione:



via Don Minzoni 95 87036 Rende (CS)  
Pec: e.cosrl@legalmail.it

Codice Progetto

N° Revisione

Data revisione

Redazione Interna

Redazione Esterna

CZ\_22\_03/AU-VIA

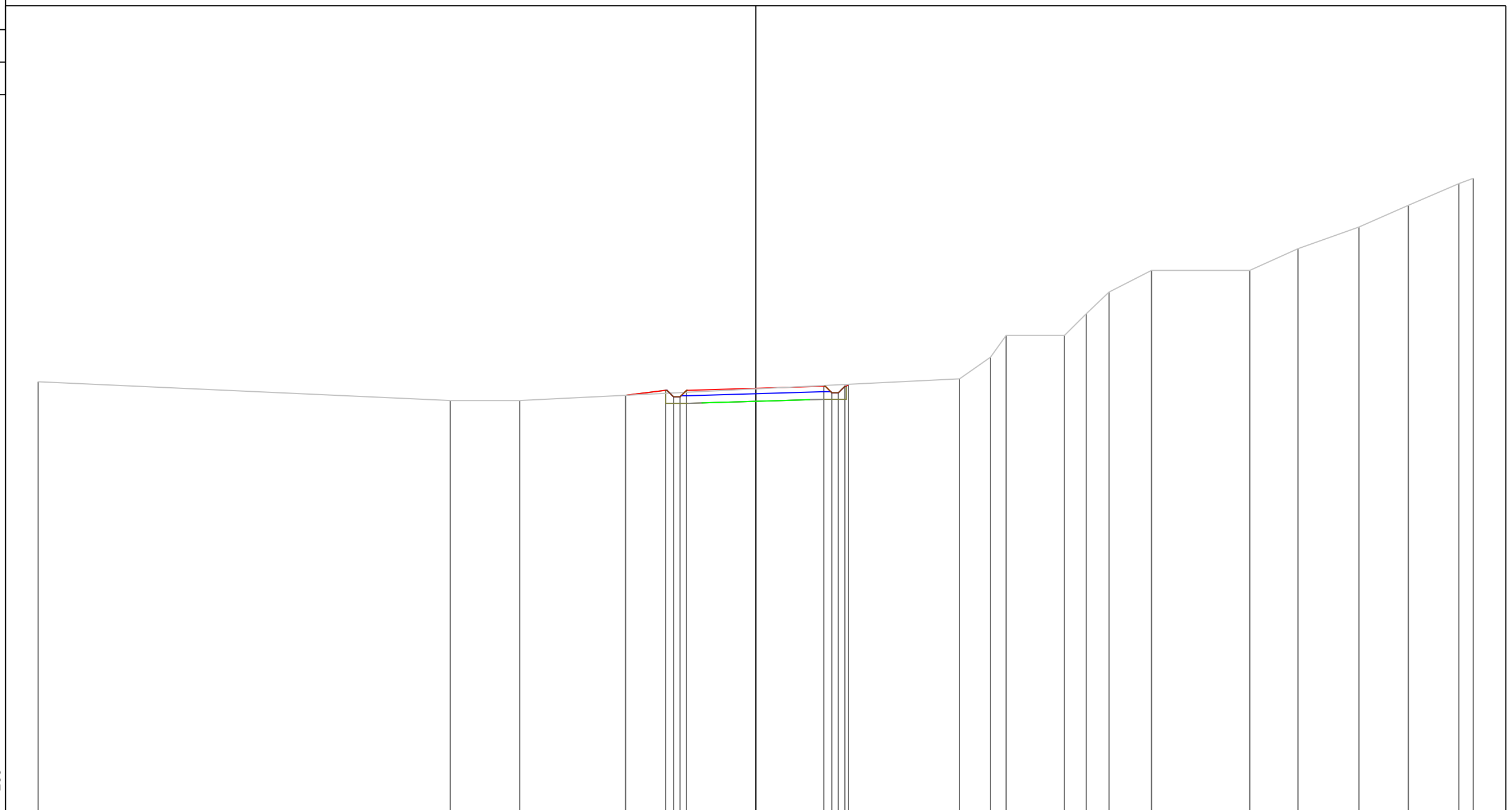
00

luglio 2023

E.co Srl

No

PROFILO Asse2BR  
 SEZIONE 13  
 PROGRESSIVA 120.00  
 A STERRO m<sup>2</sup> 4.82  
 B RIPORTO m<sup>2</sup> 0.35



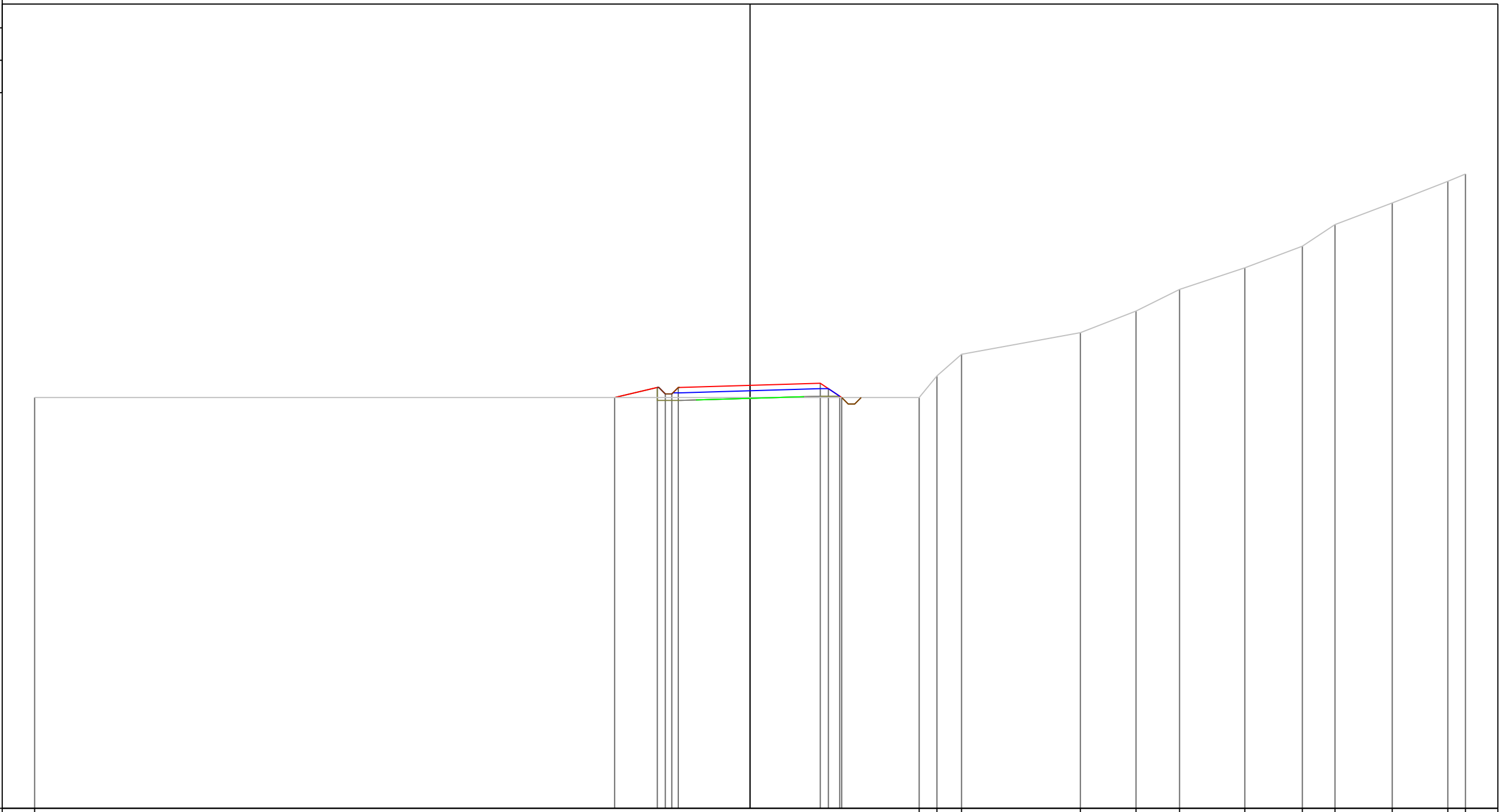
PROGRESSIVE TERRENO	33.10	14.09	10.89		9.40	10.83	11.55	14.24	15.25	16.30	18.26	22.79	25.01	27.83	30.10	32.43	33.10
PARZIALI TERRENO		19.01	3.20		20.29	1.43	0.72	2.69	1.01	1.05	1.96	4.53	2.22	2.82	2.27	2.33	0.67
QUOTE TERRENO	119.87	119.00	119.00		120.00	121.00	122.00	122.00	123.00	124.00	125.00	125.00	126.00	127.00	128.00	129.00	129.25
PROGRESSIVE PROGETTO				-6.00		0.00		3.14	3.51	3.81	4.11	4.27					
PARZIALI PROGETTO				1.84	0.37	0.30	0.30	3.19	3.14	0.37	0.30	0.30	0.16				
QUOTE PROGETTO				119.24	119.47	119.17	119.17	119.47	119.56	119.66	119.36	119.36	119.66	119.75			

PROFILO Asse2BR

SEZIONE 14

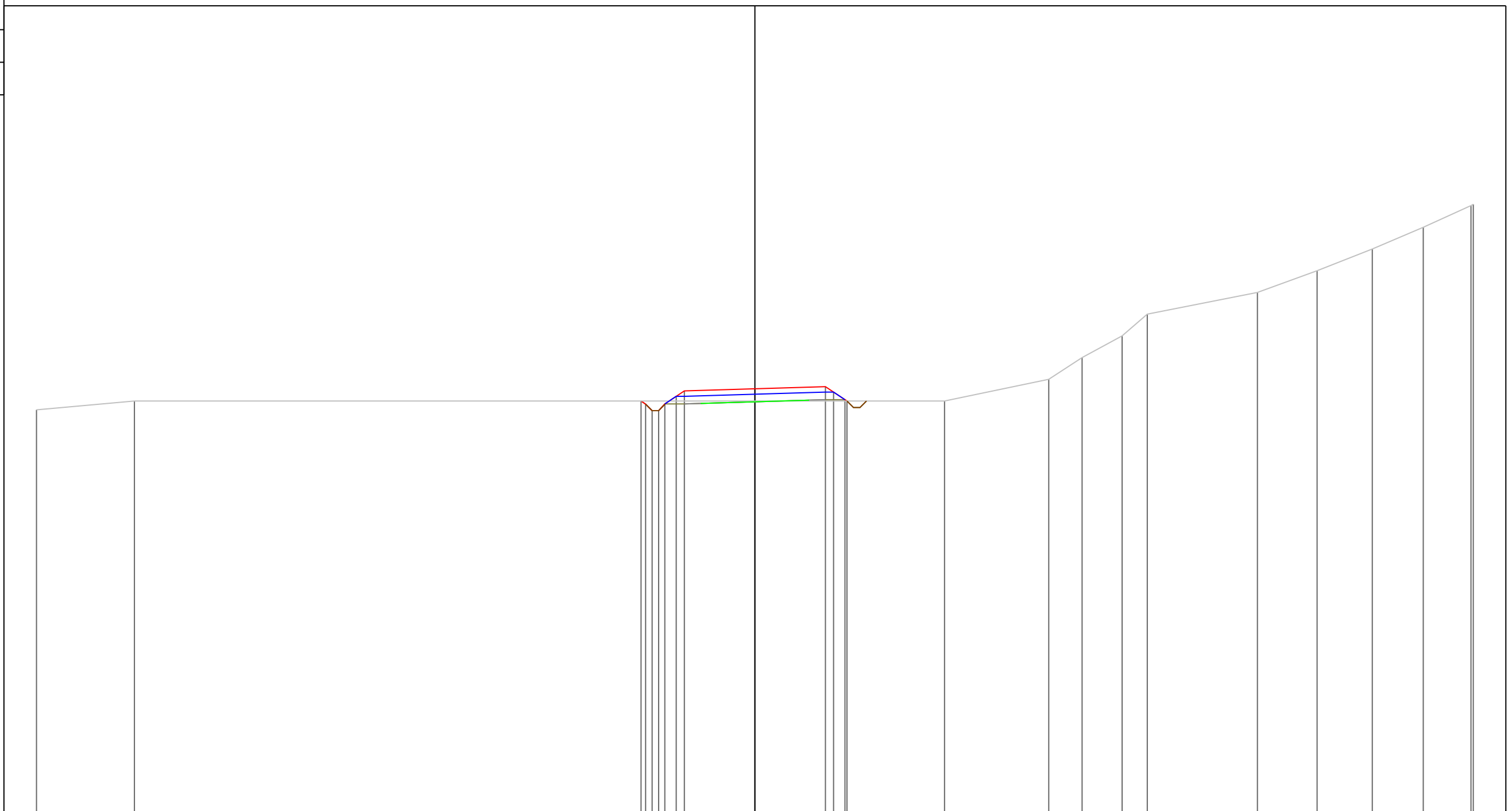
PROGRESSIVA 130.00

A STERRO m² 0.63  
B RIPORESO m² 4.75



PROGRESSIVE TERRENO	33.10						7.83	8.65	9.79		15.28	17.86	19.87	22.89	25.55	27.06	29.71	32.28	33.10
PARZIALI TERRENO		40.93					0.82	1.14		5.49	2.58	2.01	3.02	2.66	1.51	2.65	2.57	0.82	
QUOTE TERRENO	119.00						119.00	120.00	121.00		122.00	123.00	124.00	125.00	126.00	127.00	128.00	129.00	129.34
PROGRESSIVE PROGETTO					-6.27						0.00								
PARZIALI PROGETTO					1.98						3.25								
QUOTE PROGETTO					119.00						119.56								

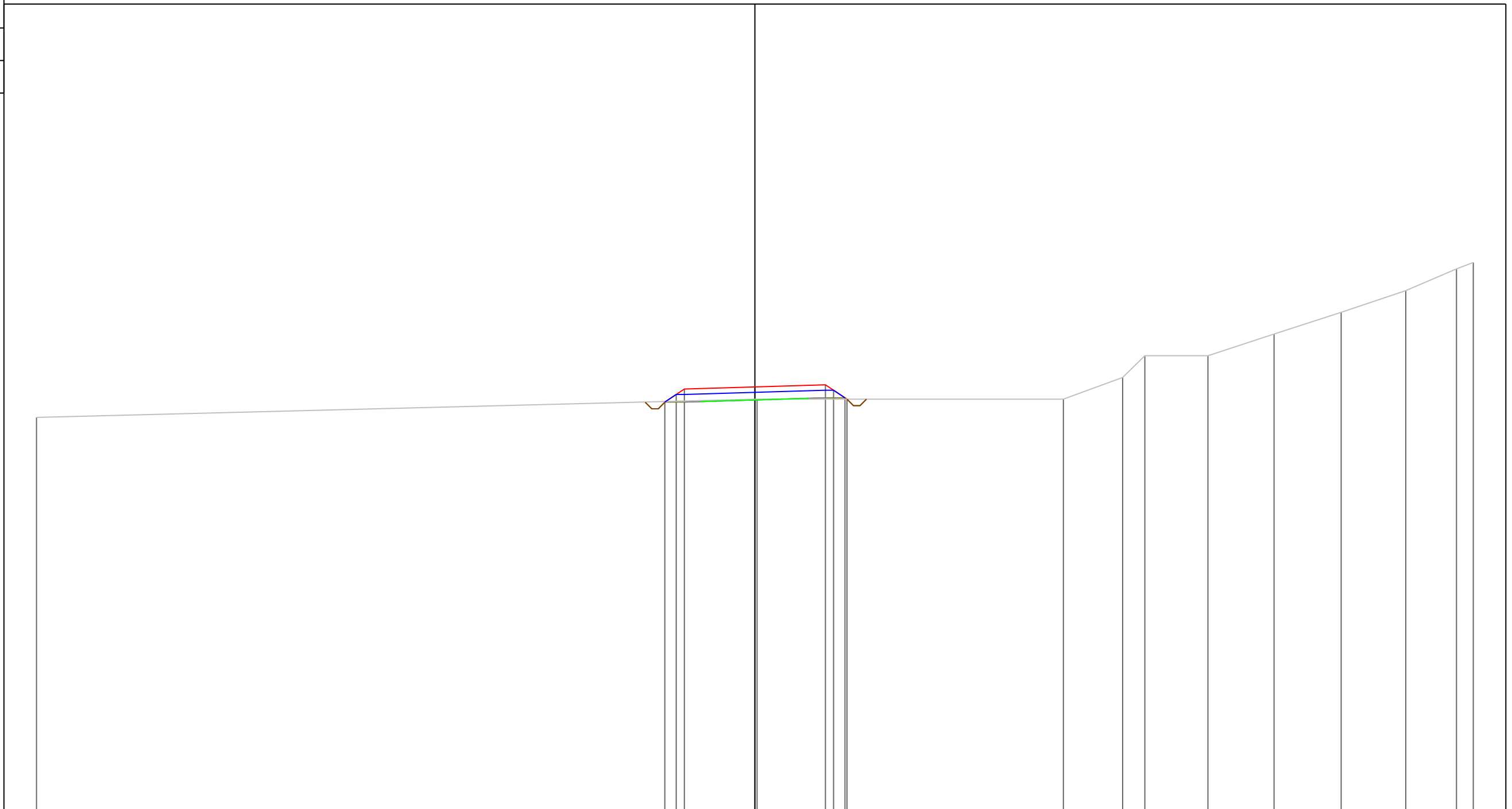
PROFILO Asse2BR  
 SEZIONE 15  
 PROGRESSIVA 140.00  
 A STERRO m<sup>2</sup> 0.92  
 B RIPORTO m<sup>2</sup> 4.14



PROGRESSIVE TERRENO	-33.10	-28.59						8.74	13.54	15.08	16.92	18.08		23.15	25.90	28.45	30.80	32.99	33.10
PARZIALI TERRENO		4.51			37.33			4.80	1.54	1.84	1.16	5.07		2.75	2.55	2.35	2.19	0.11	
QUOTE TERRENO	118.59	119.00						119.00	120.00	121.00	122.00	123.00		124.00	125.00	126.00	127.00	128.00	128.06
PROGRESSIVE PROGETTO																			
PARZIALI PROGETTO																			
QUOTE PROGETTO																			

0.21  
 0.30  
 0.30  
 0.29  
 0.52  
 0.38  
 3.25  
 3.25  
 0.37  
 0.53  
 0.09  
 -5.25  
 -5.04  
 -4.74  
 -4.44  
 -4.15  
 -3.63  
 -3.25  
 0.00  
 3.25  
 3.62  
 4.15  
 4.24  
 119.00  
 118.86  
 118.56  
 118.56  
 118.87  
 119.22  
 119.47  
 119.56  
 119.66  
 119.41  
 119.06  
 119.00

PROFILO Asse2BR  
 SEZIONE 16  
 PROGRESSIVA 150.00  
 A STERRO m<sup>2</sup> 0.58  
 B RIPORTO m<sup>2</sup> 4.36



100

200

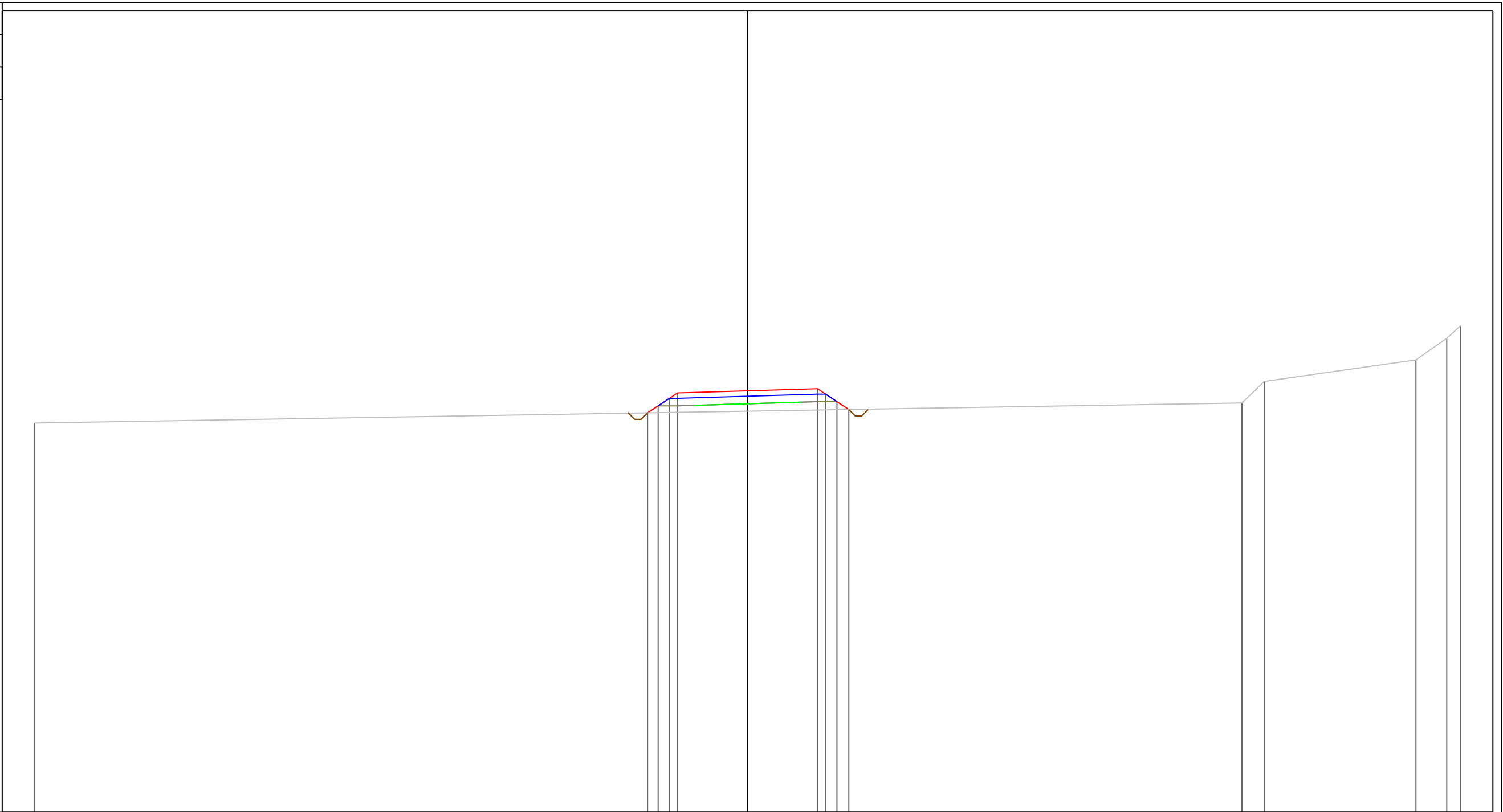
PROGRESSIVE TERRENO	-33.10		0.10		14.21	16.95	17.97	20.87	23.92	27.01	29.99	32.32	33.10
PARZIALI TERRENO		33.20		14.11	2.74	1.02	2.90	3.05	3.09	2.98	2.33	0.78	
QUOTE TERRENO	118.16		119.00		119.00	120.00	121.00	121.00	122.00	123.00	124.00	125.00	125.30
PROGRESSIVE PROGETTO			0.00		3.25	3.62	4.15	4.24					
PARZIALI PROGETTO			3.25	3.25	0.37	0.53	0.09						
QUOTE PROGETTO			119.56		119.66	119.41	119.06	119.00					

PROFILO Asse2BR

SEZIONE 17

PROGRESSIVA 160.00

A STERRO m<sup>2</sup> 0.37  
 B RIPORTO m<sup>2</sup> 7.46



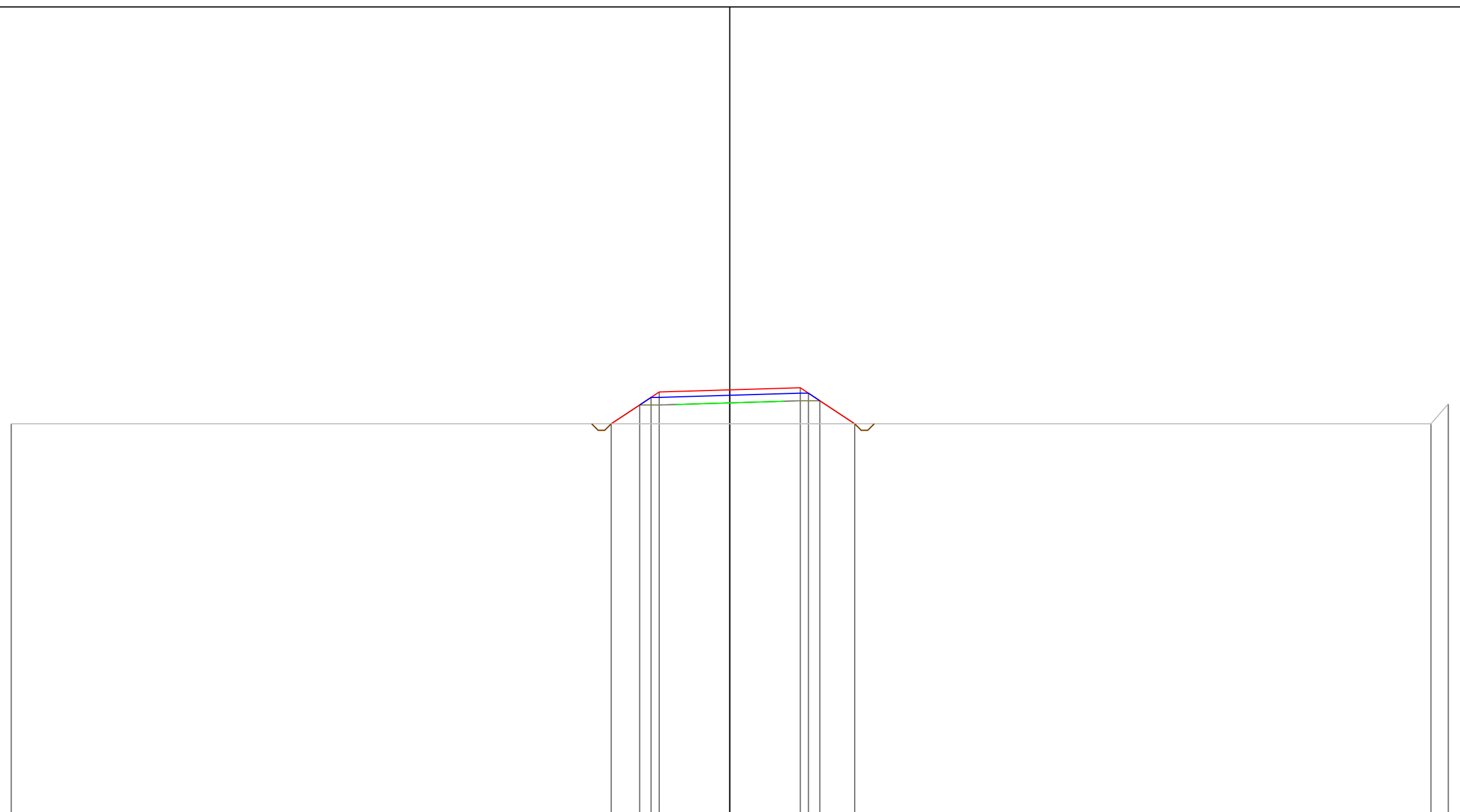
PROGRESSIVE TERRENO	33.10								22.95	23.99			31.03	32.46	33.10
PARZIALI TERRENO			56.05						1.04		7.04		1.43	0.64	
QUOTE TERRENO	118.07								119.00	120.00			121.00	122.00	122.59
PROGRESSIVE PROGETTO				-4.64	-4.15	-3.63	-3.25	0.00		3.25	3.62	4.15	4.70		
PARZIALI PROGETTO				0.49	0.52	0.38	3.25		3.25	0.37	0.53	0.55			
QUOTE PROGETTO				118.54	118.87	119.22	119.47	119.56		119.66	119.41	119.06	118.70		

PROFILO Asse2BR

SEZIONE 18

PROGRESSIVA 170.00

A STERRO m<sup>2</sup> 0.37  
B RIPORETO m<sup>2</sup> 13.84



100  
200

PROGRESSIVE TERRENO	33.10	32.30
PARZIALI TERRENO		0.80
QUOTE TERRENO	118.00	118.92
PROGRESSIVE PROGETTO		
PARZIALI PROGETTO		
QUOTE PROGETTO		

		65.40	33.10	33.10
			118.00	118.92

5.46  
4.15  
3.63  
3.25  
0.00  
3.25  
3.62  
4.15  
5.76  
1.31  
0.52  
0.38  
3.25  
0.37  
0.53  
1.61  
118.00  
118.87  
119.22  
119.47  
119.56  
119.66  
119.41  
119.06  
118.00


PROFILO Asse2BR

SEZIONE 19

PROGRESSIVA 180.00

A STERRO m<sup>2</sup> 0.37

B RIPORTO m<sup>2</sup> 13.84



PROGRESSIVE TERRENO	-33.10	-30.22	-28.31	-23.55	-19.90			10.33	33.10					
PARZIALI TERRENO		2.88	1.91	4.76	3.65		30.23		22.77					
QUOTE TERRENO	118.00	118.00	119.00	119.00	118.00			118.00	117.36					
PROGRESSIVE PROGETTO						-5.46	-4.15	-3.63	-3.25	0.00	3.25	3.63	4.15	5.76
PARZIALI PROGETTO						1.31	0.52	0.38	3.25	3.25	0.38	0.52	1.61	
QUOTE PROGETTO						118.00	118.87	119.22	119.47	119.56	119.66	119.41	119.06	118.00




PROFILO Asse2BR

SEZIONE 20

PROGRESSIVA 190.00

A STERRO m<sup>2</sup> 0.37  
B RIPORETO m<sup>2</sup> 16.24

100  
200 200




PROGRESSIVE TERRENO	33.10	29.57	27.28	21.57	19.24	14.02	11.12						33.10				
PARZIALI TERRENO		3.53	2.29	5.71	2.33	5.22	2.90						44.22				
QUOTE TERRENO	119.85	119.00	118.00	118.00	119.00	119.00	118.00						117.19				
PROGRESSIVE PROGETTO									-5.61	-4.15	-3.63	-3.25	0.00	3.25	3.63	4.15	6.24
PARZIALI PROGETTO									1.46	0.52	0.38	3.25	3.25	0.38	0.52	2.09	
QUOTE PROGETTO									117.90	118.87	119.22	119.47	119.56	119.66	119.41	119.06	117.68

PROFILO Asse2BR

SEZIONE 21

PROGRESSIVA 200.00

A STERRO m<sup>2</sup> 0.34  
 B RIPORTO m<sup>2</sup> 15.32



PROGRESSIVE TERRENO	-33.10	-32.21	-28.64	-26.37	-23.36	-20.82		-1.47		17.48	33.10					
PARZIALI TERRENO	0.89	3.57	2.27	3.01	2.54		19.35		18.95		15.62					
QUOTE TERRENO	121.25	121.00	121.00	120.00	119.00	118.00		118.00		117.00	116.70					
PROGRESSIVE PROGETTO								-5.46	-4.15	-3.63	-3.25	0.00	3.25	3.62	4.15	6.38
PARZIALI PROGETTO								1.31	0.52	0.38	3.25		3.25	0.37	0.53	2.23
QUOTE PROGETTO								118.00	118.87	119.22	119.47	119.56	119.66	119.41	119.06	117.59

PROFILO Asse2BR

SEZIONE 22

PROGRESSIVA 210.00



ATTRAVERSAMENTO

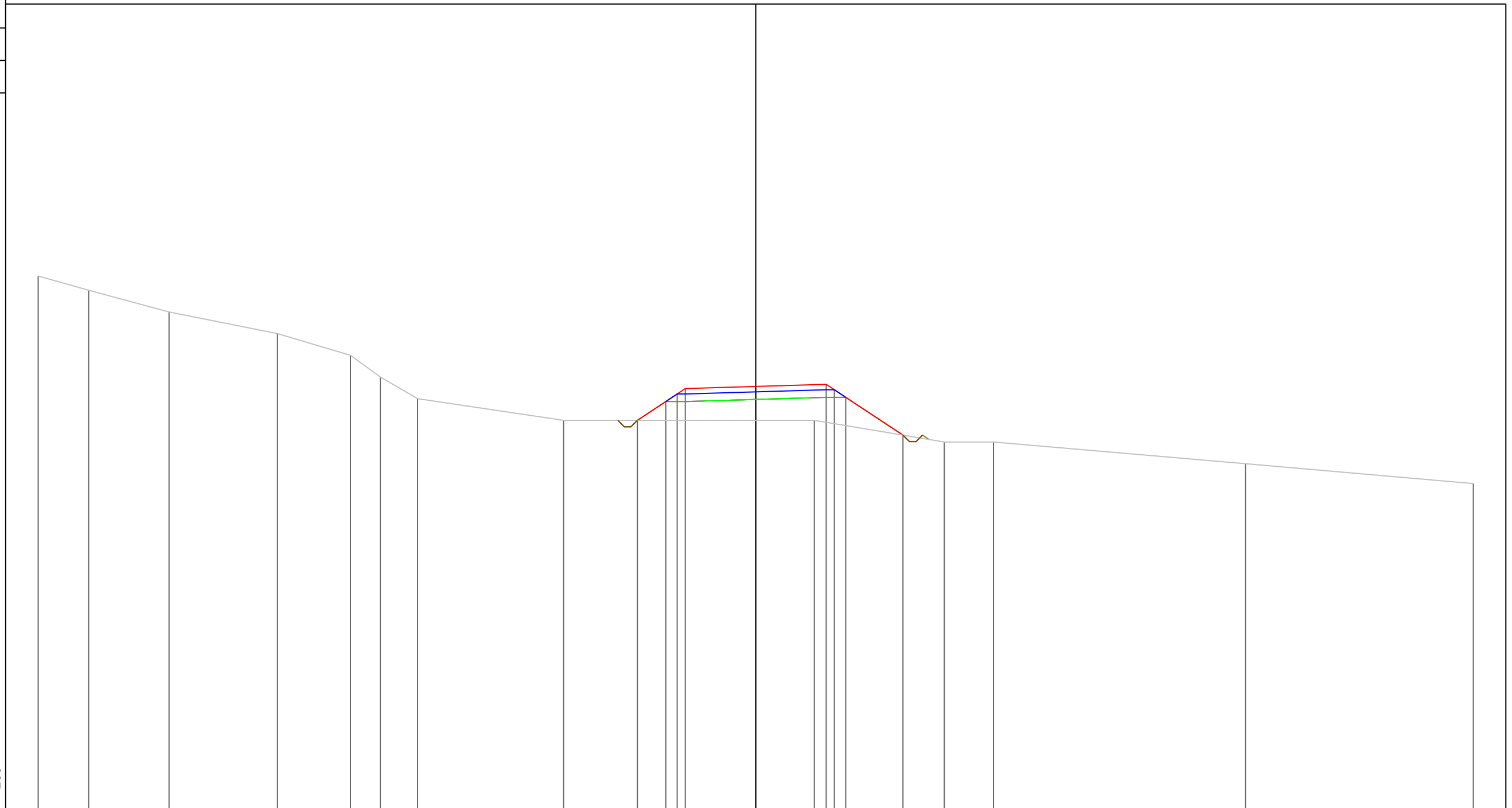
PROGRESSIVE TERRENO	-33.10	-32.38	-29.21	-22.96	-21.00	-13.94	-12.53			10.73		23.17		33.10
PARZIALI TERRENO	0.72	3.17	6.25	1.96	7.06	1.41		23.26		12.44		9.93		
QUOTE TERRENO	123.18	123.00	122.00	121.00	120.00	119.00	118.00			118.00		117.00		116.70
PROGRESSIVE PROGETTO							-7.25	0.00	3.25		8.00	8.00	8.00	
PARZIALI PROGETTO							7.25	3.25	4.75					
QUOTE PROGETTO							119.35	119.56	119.66		118.00	119.30	119.80	

PROFILO Asse2BR

SEZIONE 23

PROGRESSIVA 220.00

A STERRO m<sup>2</sup> 0.30  
 B RIPORTO m<sup>2</sup> 14.88



PROGRESSIVE TERRENO	-33.10	-30.77	-27.06	-22.06	-18.69	-17.32	-15.60	-8.86		2.70	8.70	10.97	22.59	33.10		
PARZIALI TERRENO	2.33	3.71	5.00	3.37	1.37	1.72	6.74	11.56	6.00	2.27	11.62	10.51				
QUOTE TERRENO	124.66	124.00	123.00	122.00	121.00	120.00	119.00	118.00	118.00	117.00	117.00	116.00	115.08			
PROGRESSIVE PROGETTO								-5.46	-4.15	-3.63	-3.25	0.00	3.25	3.62	4.15	6.79
PARZIALI PROGETTO								1.31	0.52	0.38	3.25	3.25	0.37	0.53	2.64	
QUOTE PROGETTO								118.00	118.87	119.22	119.47	119.56	119.66	119.41	119.06	117.32

PROFILO Asse2BR


SEZIONE 24

PROGRESSIVA 230.00

A STERRO m<sup>2</sup> 0.36  
 B RIPORETO m<sup>2</sup> 8.91

100

200



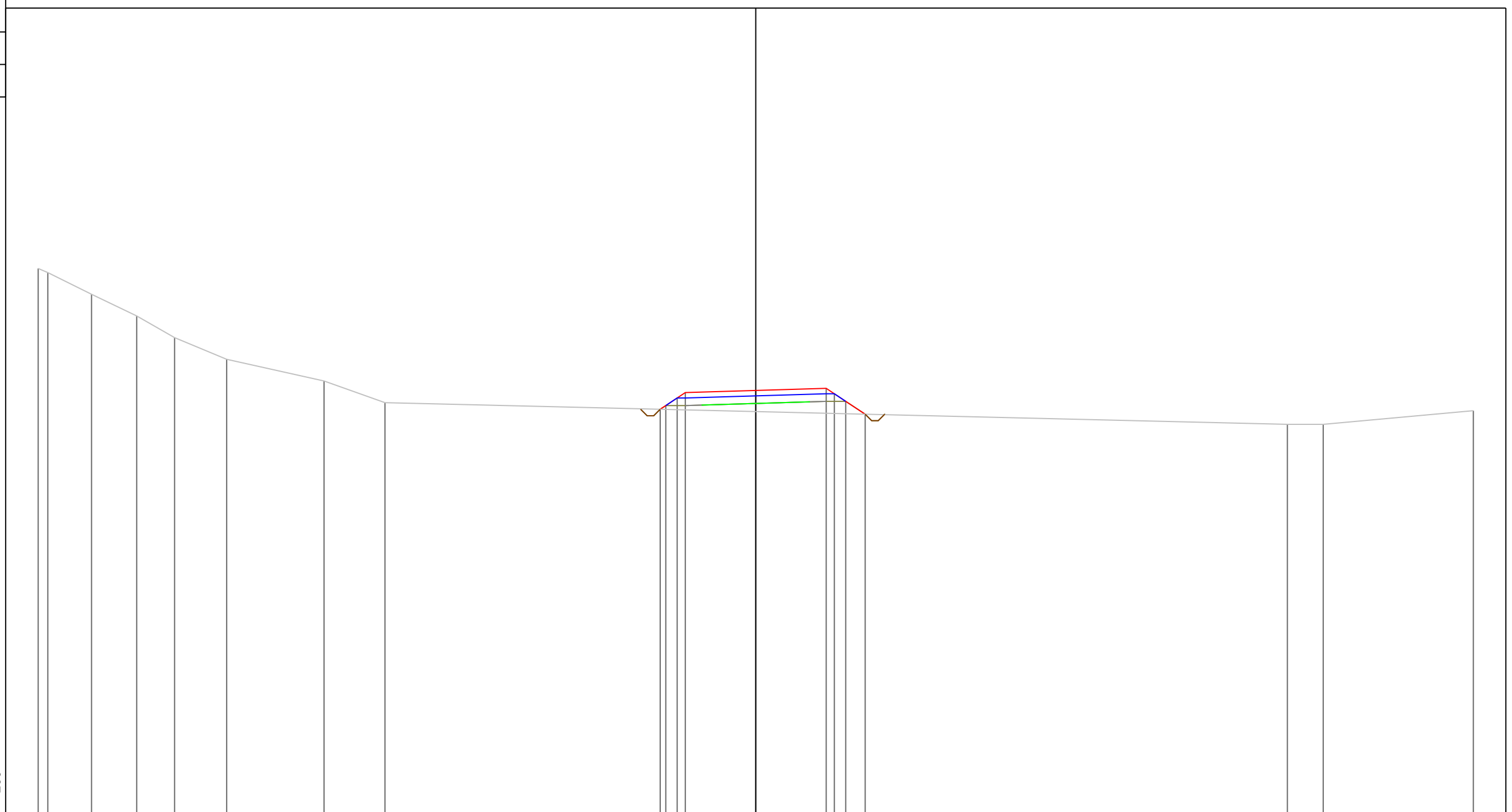
PROGRESSIVE TERRENO	-33.10	-31.66	-29.12	-26.63	-23.39	-21.42	-19.09	-16.29			15.11		27.04	28.32	30.72	33.10
PARZIALI TERRENO	1.44	2.54	2.49	3.24	1.97	2.33	2.80		31.40			11.93	1.28	2.40	2.38	
QUOTE TERRENO	125.56	125.00	124.00	123.00	122.00	121.00	120.00	119.00			118.00		118.00	117.00	117.00	117.26
PROGRESSIVE PROGETTO										118.62	118.87	119.22	119.47			
PARZIALI PROGETTO										0.36	0.52	0.38	3.25		3.25	
QUOTE PROGETTO										118.62	118.87	119.22	119.47			

PROFILO Asse2BR

SEZIONE 25

PROGRESSIVA 240.00

A STERRO m<sup>2</sup> 0.36  
 B RIPOSTO m<sup>2</sup> 7.78



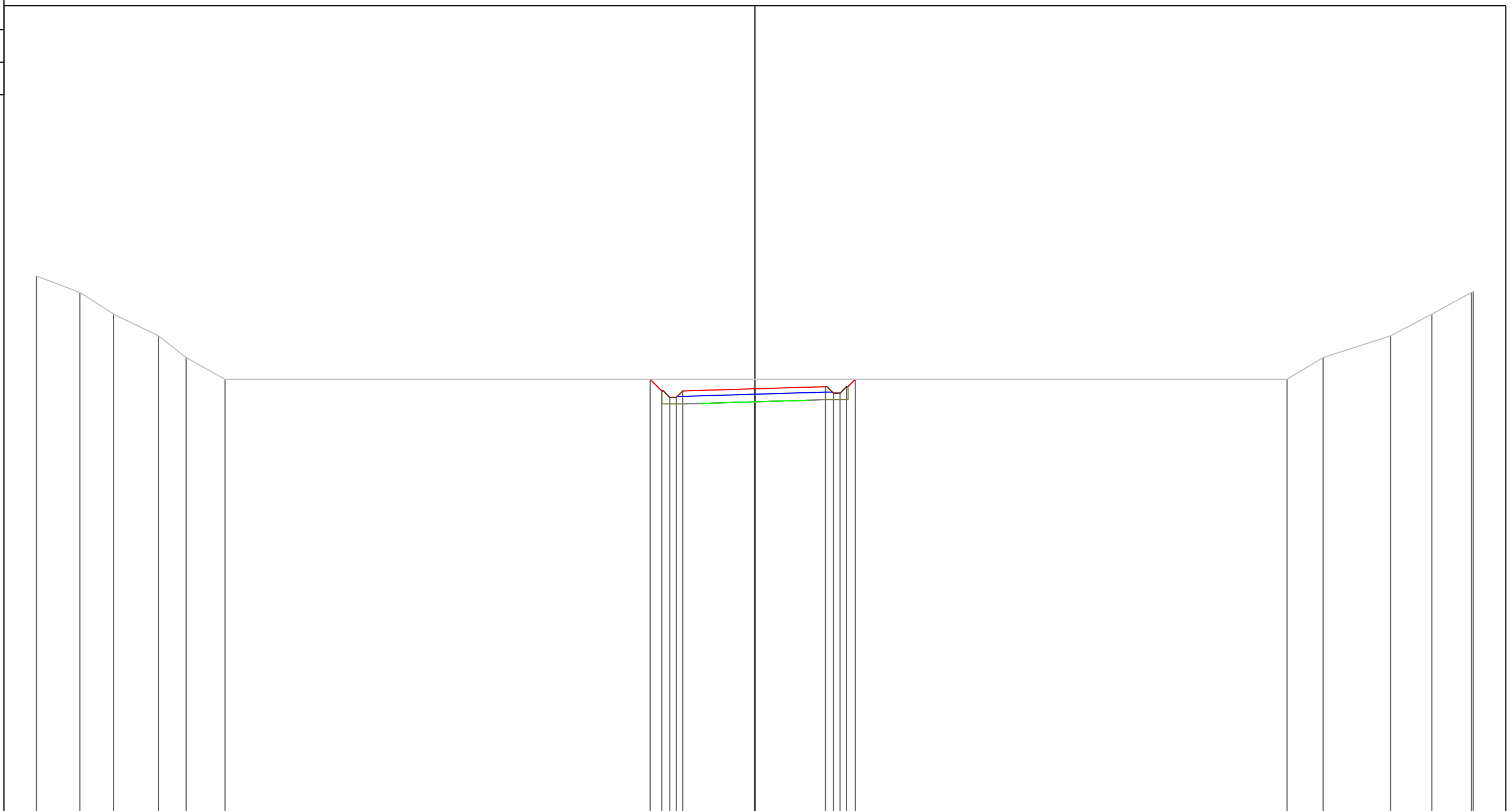
100

200  
 200

PROGRESSIVE TERRENO	-33.10	-32.65	-30.64	-28.55	-26.81	-24.40		-19.91	-17.10					24.52	26.17		33.10			
PARZIALI TERRENO	0.45	2.01	2.09	1.74	2.41		4.49	2.81			41.62			1.65	6.93					
QUOTE TERRENO	125.19	125.00	124.00	123.00	122.00	121.00		120.00	119.00					118.00	118.00		118.63			
PROGRESSIVE PROGETTO											-4.41	-4.15	-3.63	-3.25	0.00		3.25	3.62	4.15	5.05
PARZIALI PROGETTO										0.26	0.52	0.38	3.25		3.25		0.37	0.53	0.90	
QUOTE PROGETTO										118.70	118.87	119.22	119.47	119.56	119.66	119.41	119.06	118.47		



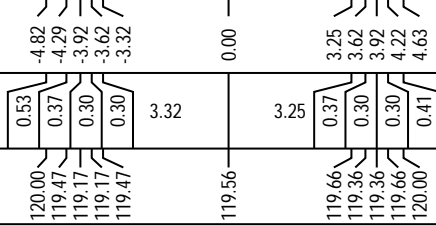
PROFILO Asse2BR  
 SEZIONE 27  
 PROGRESSIVA 260.00  
 A STERRO m<sup>2</sup> 9.12



100

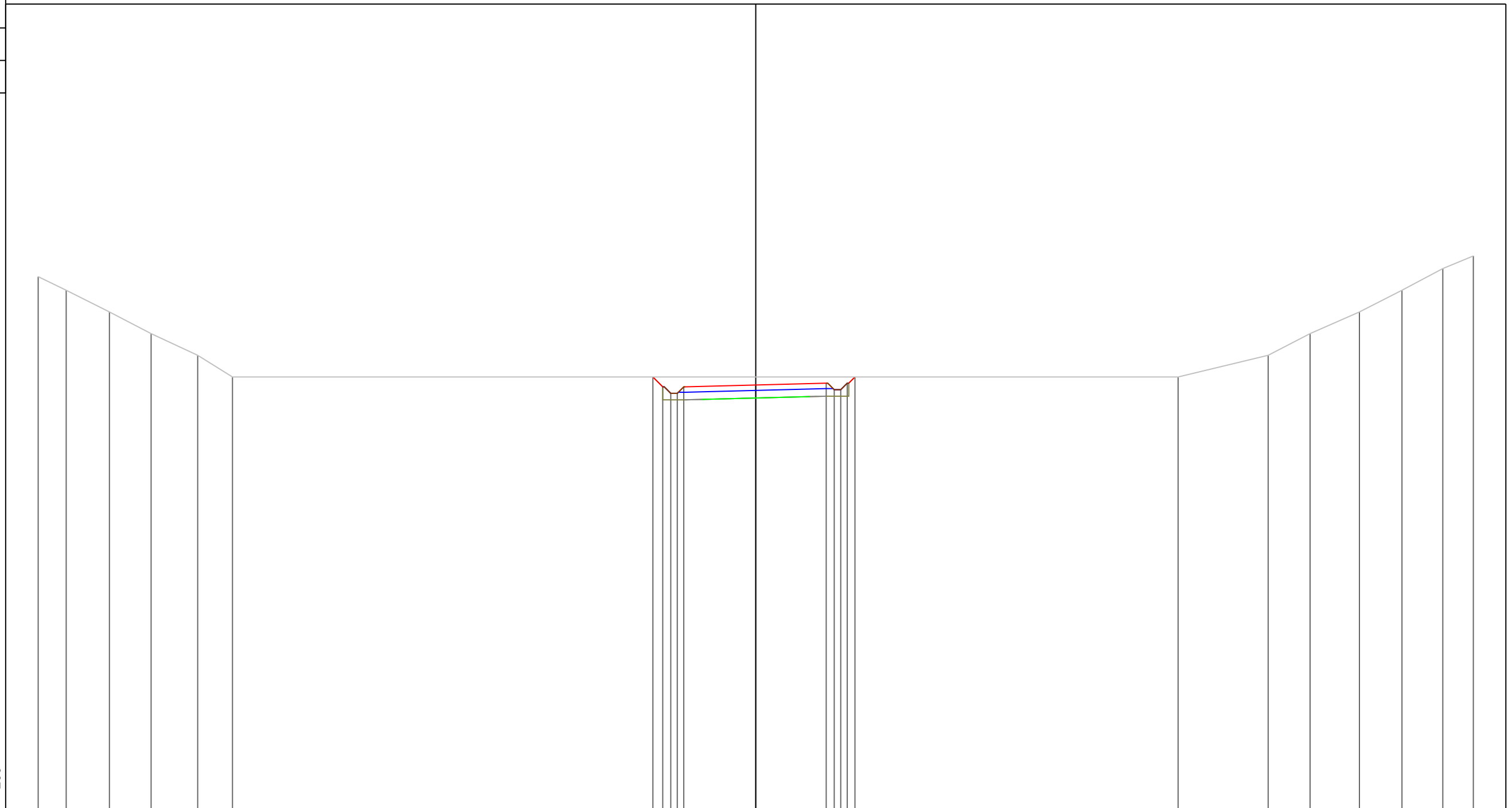
200  
200

PROGRESSIVE TERRENO	-33.10	-31.10	-29.54	-27.48	-26.20	-24.42							24.52	26.18	29.29	31.19	33.02	33.10	
PARZIALI TERRENO		2.00	1.56	2.06	1.28	1.78		48.94						1.66	3.11	1.90	1.83	0.08	
QUOTE TERRENO	124.75	124.00	123.00	122.00	121.00	120.00							120.00	121.00	122.00	123.00	124.00	124.05	
PROGRESSIVE PROGETTO																			
PARZIALI PROGETTO																			
QUOTE PROGETTO																			

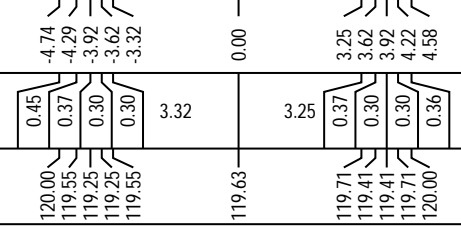




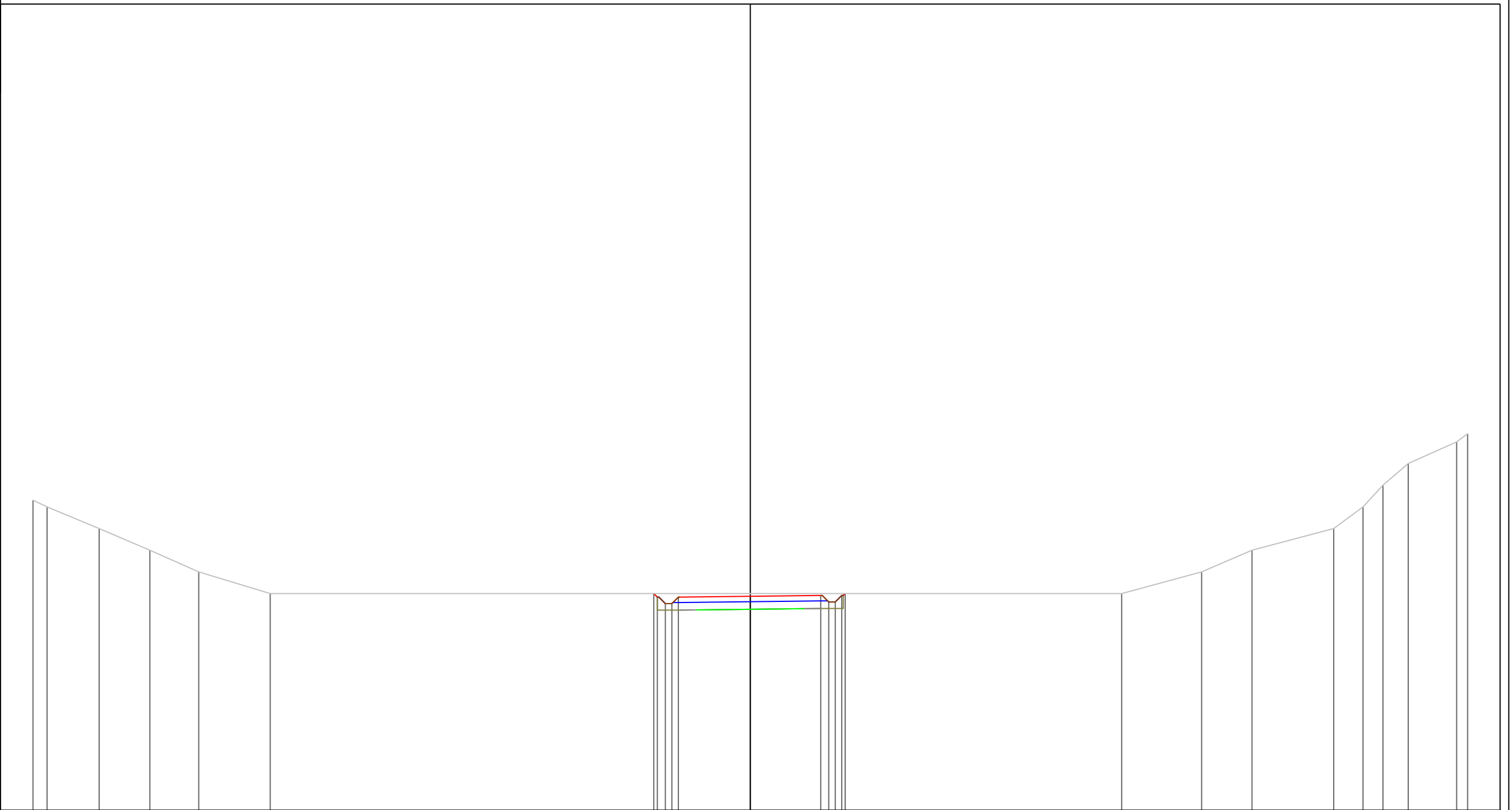
PROFILO Asse2BR  
 SEZIONE 28  
 PROGRESSIVA 270.00  
 A STERRO m<sup>2</sup> 8.47



PROGRESSIVE TERRENO	-33.10	-31.81	-29.81	-27.89	-25.74	-24.14			19.48	23.64	25.57	27.85	29.81	31.69	33.10
PARZIALI TERRENO	1.29	2.00	1.92	2.15	1.60		43.62			4.16	1.93	2.28	1.96	1.88	1.41
QUOTE TERRENO	124.63	124.00	123.00	122.00	121.00	120.00			120.00	121.00	122.00	123.00	124.00	125.00	125.58
PROGRESSIVE PROGETTO															
PARZIALI PROGETTO															
QUOTE PROGETTO															



PROFILO Asse2BR  
 SEZIONE 29  
 PROGRESSIVA 280.00  
 A STERRO m<sup>2</sup> 6.25



PROGRESSIVE TERRENO	-33.10	-32.45	-30.05	-27.71	-25.45	-22.15					17.14	20.83	23.15	26.92	28.27	29.19	30.36	32.59	33.10	
PARZIALI TERRENO	0.65	2.40	2.34	2.26	3.30		39.29				3.69	2.32	3.77	1.35	0.92	1.17	2.23	0.51		
QUOTE TERRENO	124.31	124.00	123.00	122.00	121.00	120.00					120.00	121.00	122.00	123.00	124.00	125.00	126.00	127.00	127.37	
PROGRESSIVE PROGETTO									-4.45	-4.29	-3.92	-3.62	-3.32	0.00						
PARZIALI PROGETTO									0.16	0.37	0.30	0.30	3.32							
QUOTE PROGETTO									120.00	119.84	119.54	119.54	119.84	119.87						

PROFILO Asse2BR

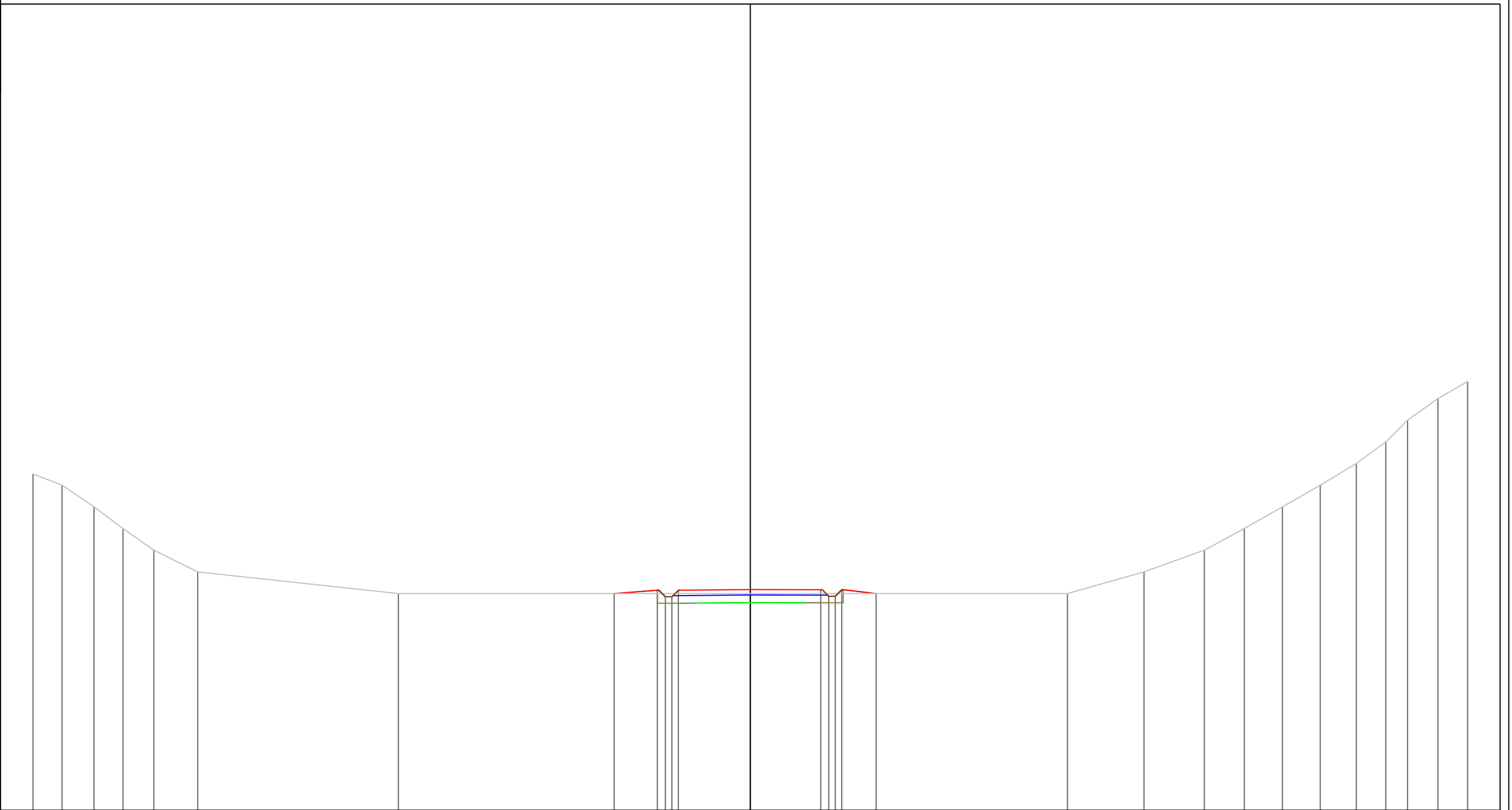
SEZIONE 30

PROGRESSIVA 290.00

A STERRO m<sup>2</sup> 3.66  
B RIPORETO m<sup>2</sup> 1.54

110  
↙

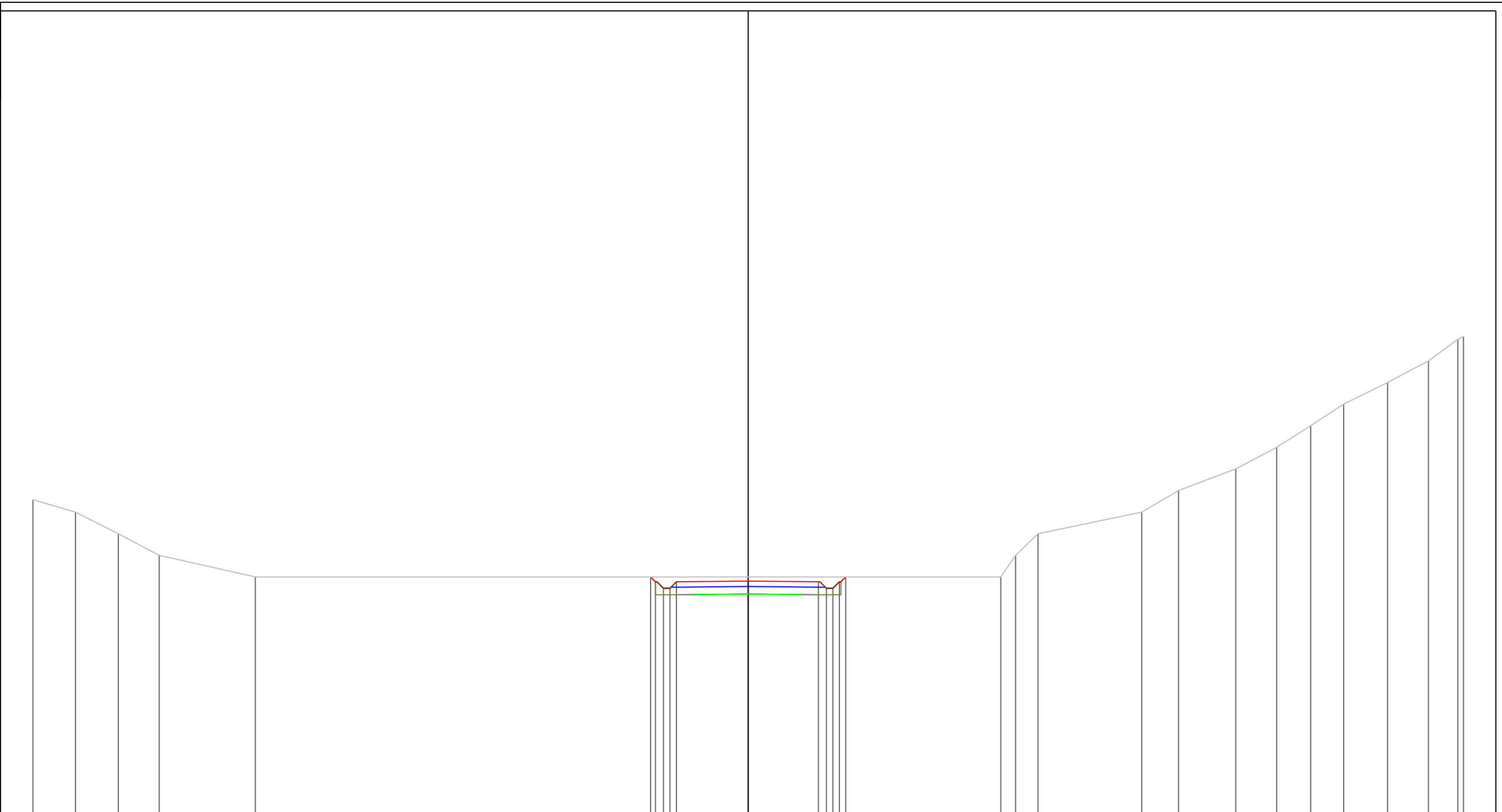
200  
200



PROGRESSIVE TERRENO	-33.10	-31.76	-30.29	-28.95	-27.52	-25.50		-16.24								14.63	18.17	20.95	22.80	24.55	26.30	27.96	29.32	30.33	31.73	33.10	
PARZIALI TERRENO	1.34	1.47	1.34	1.43	2.02		9.26			30.87					3.54	2.78	1.85	1.75	1.75	1.66	1.36	1.01	1.40	1.37			
QUOTE TERRENO	125.52	125.00	124.00	123.00	122.00	121.00		120.00							120.00	121.00	122.00	123.00	124.00	125.00	126.00	127.00	128.00	129.00	129.78		
PROGRESSIVE PROGETTO										-6.28	-4.29	-3.92	-3.62	-3.32	0.00												
PARZIALI PROGETTO										1.99	0.37	0.30	0.30	3.32		3.25	0.37	0.30	0.30	1.58							
QUOTE PROGETTO										120.00	120.15	119.85	119.85	120.15	120.19		120.18	119.88	119.88	120.18	120.00						



PROFILO	Asse2BR
SEZIONE	32
PROGRESSIVA	310.00
A STERRO	m <sup>2</sup> 7.04



PROGRESSIVE TERRENO	-33.10	-31.13	-29.15	-27.25	-22.81		11.69	12.38	13.41	18.21	19.91	22.56	24.46	26.03	27.56	29.59	31.48	32.84	33.10		
PARZIALI TERRENO	1.97	1.98	1.90	4.44	34.50				0.69	1.03	4.80	1.70	2.65	1.90	1.57	1.53	2.03	1.89	1.36	0.26	
QUOTE TERRENO	124.58	124.00	123.00	122.00	121.00		121.00	122.00	123.00	124.00	125.00	126.00	127.00	128.00	129.00	130.00	131.00	132.00	132.13		
PROGRESSIVE PROGETTO							-4.52	-4.29	-3.92	-3.62	-3.32	0.00					3.25	3.62	3.92	4.22	4.52
PARZIALI PROGETTO							0.23	0.37	0.30	0.30	3.32						3.25	0.37	0.30	0.30	0.30
QUOTE PROGETTO							121.00	120.77	120.47	120.47	120.77	120.81					120.77	120.47	120.47	120.77	121.00













