

| | | | | | |
|------|-------------|---------|----------|---------|---------|
| Rev0 | - | TRM | EL | AA | 09/2023 |
| REV. | DESCRIZIONE | DISEGN. | CONTROL. | APPROV. | DATA |

Montana

Montana Sp.A
Via Carlo Angelo Fumagalli, 6.
20143 Milano

Tel. +39.02.54118173
Fax +39.02.54129890
www.montanambiente.com

P.IVA 10414270156
Cap. Soc. 600.000,00€

Milano (sede certificata ISO) | Brescia | Palermo | Cagliari | Roma | Siracusa

Committente



MUSA EOLICA S.R.L.
LARGO GUIDO DONEGANI 2, 20121 MILANO
C.F. 12339490968

Progettisti

ING. LAURA CONTI
Iscritta all'Ordine degli Ingegneri della Provincia di Pavia al n. 1726

Oggetto

IMPIANTO EOLICO DENOMINATO "MUSA" DA 244,8 MW
Comuni di Monacilioni, Ripabottoni, Bonefro, Casacalenda (CB)

Tavola

MU07-08-10 - SEZIONI TRASVERSALI VIABILITA'

N. Tav.

R01_T13.4

Ns. Rif. 2908_5111_MUSA_PFTE_R01_T13.4_Rev0_MU07-08-10 - SEZIONI TRASVERSALI VIABILITA'

Scala 1:100/1:200

È VIETATA LA RIPRODUZIONE DI QUESTO DOCUMENTO SENZA PREVENTIVA AUTORIZZAZIONE SCRITTA DELLA MONTANA SPA

Sezioni TR-MU-07

Legenda

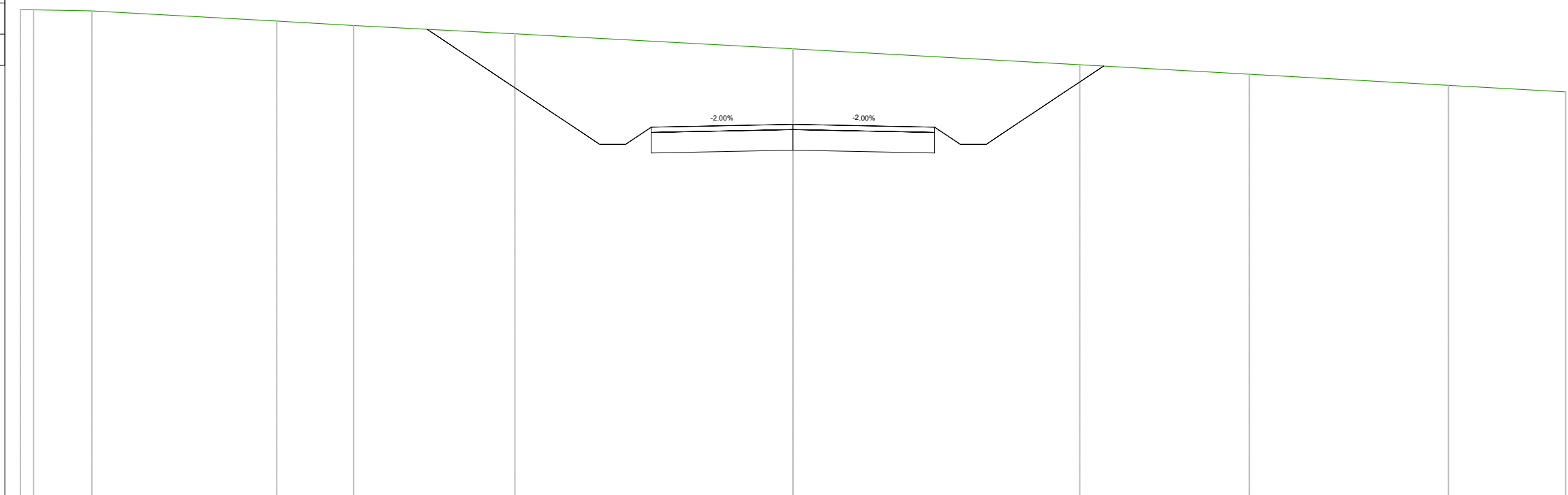


Progetto



Terreno esistente

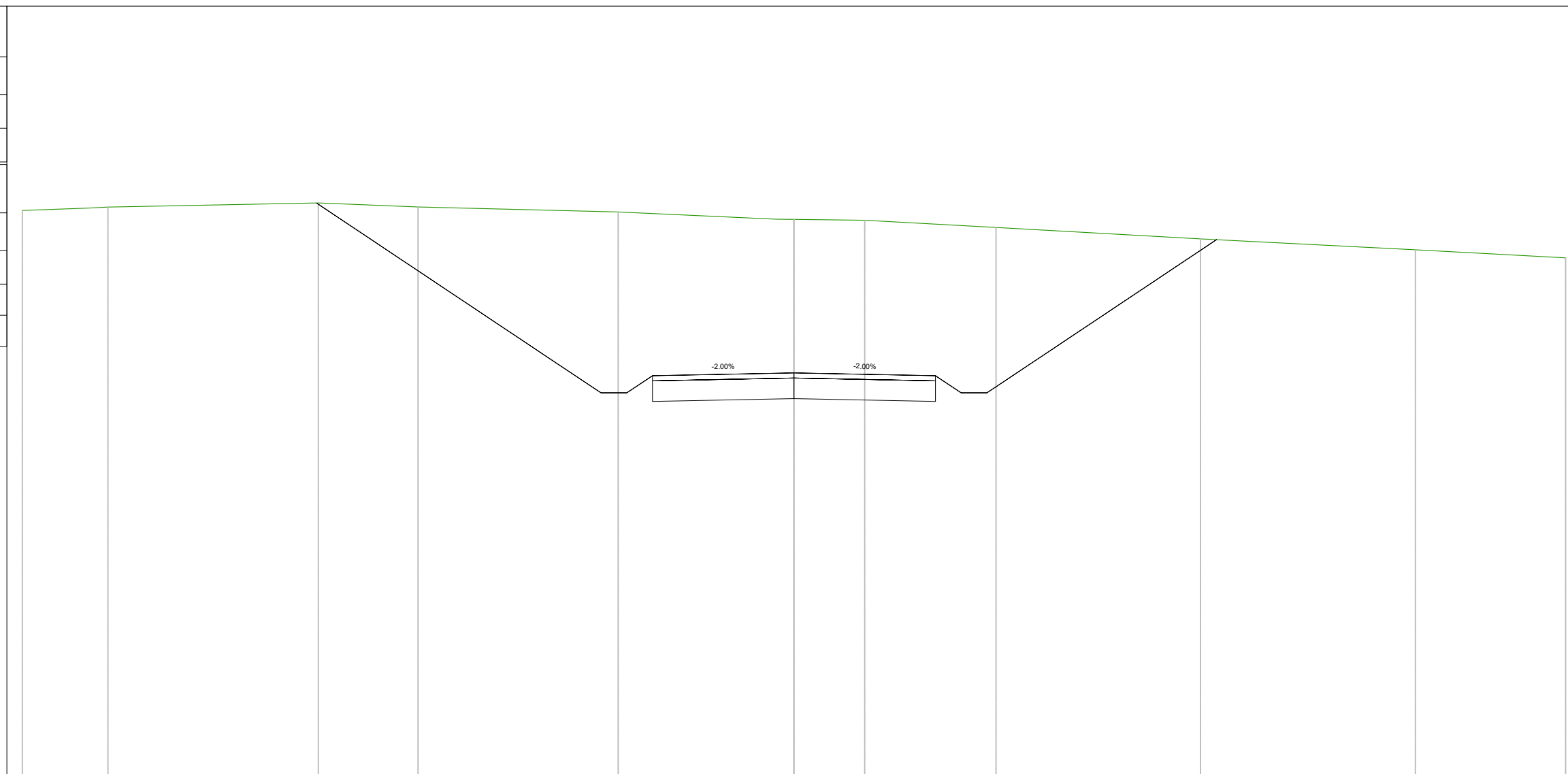
| Quantità pavimentazione | |
|---------------------------|------------------------|
| Strato | Area (m ²) |
| Finitura pavimentazione | 0.55 |
| Fondazione pavimentazione | 2.20 |
| Quantità movimento terre | |
| Tipologia | Area (mq) |
| Riporto | 0.24 |
| Scotico | 2.87 |
| Sterro | 17.30 |



TR-MU-07
 Sezione 1
 Progressiva: 0+037.80
 Scala: 1:100
 Quota Riferimento: 750.00

| | | | | | | | | | | | | | | | | | | | | | |
|----------------------------|--------|--------|--------|--------|--------|--------|--------|--------|--------|--------|--------|--------|--------|--------|--------|--------|--------|--------|--------|--------|--------|
| PROGRESSIVE TERRENO | -15.00 | -14.74 | -13.61 | -10.02 | -8.53 | -5.40 | 0.69 | 5.57 | 8.86 | 12.72 | 15.00 | | | | | | | | | | |
| QUOTE TERRENO | 759.47 | 759.47 | 759.45 | 759.25 | 759.16 | 759.00 | 758.71 | 758.67 | 758.40 | 758.22 | 758.00 | 757.87 | | | | | | | | | |
| DISTANZE PARZIALI TERRENO | | 1.13 | 3.59 | 1.49 | 3.13 | 5.40 | 0.69 | 4.88 | 3.29 | 3.86 | 2.28 | | | | | | | | | | |
| PROGRESSIVE PROGETTO | | | | -7.40 | -7.11 | -4.51 | -4.20 | -3.70 | -3.20 | -2.75 | -2.48 | 0.27 | 2.75 | 3.25 | 3.75 | 4.25 | 6.03 | 6.32 | 6.58 | 6.84 | |
| QUOTE PROGETTO | | | | 759.09 | 759.09 | 757.36 | 757.15 | 756.85 | 756.88 | 757.18 | 757.19 | 757.24 | 757.23 | 757.18 | 756.85 | 756.85 | 757.18 | 758.37 | 758.36 | 758.35 | 758.33 |
| DISTANZE PARZIALI PROGETTO | | | | | | 2.60 | 0.26 | 0.45 | 0.45 | 0.45 | 0.27 | 2.48 | 0.27 | 2.48 | 0.45 | 0.45 | 0.45 | 1.63 | 0.26 | 0.01 | 0.00 |
| DIFFERENZA QUOTE | | | | -0.02 | -0.00 | | -1.78 | -2.06 | -2.00 | -1.65 | | -1.47 | | -1.37 | -1.68 | -1.65 | -1.29 | -0.00 | -0.01 | -0.00 | |

| Quantità pavimentazione | |
|---------------------------|------------------------|
| Strato | Area (m ²) |
| Finitura pavimentazione | 0.55 |
| Fondazione pavimentazione | 2.20 |
| Quantità movimento terre | |
| Tipologia | Area (mq) |
| Riporto | 0.06 |
| Scotico | 3.75 |
| Sterro | 39.39 |



TR-MU-07
 Sezione 2
 Progressiva: 0+050.00
 Scala: 1:100
 Quota Riferimento: 750.00

| | | | | | | | | | | | | | | | | | | | |
|----------------------------|--------|--------|------|--------|--------|------|--------|--------|--------|--------|--|--------|--------|--------|--------|--------|-------|--|------|
| PROGRESSIVE TERRENO | -15.00 | -13.34 | | -9.25 | -7.31 | | -3.42 | | 1.38 | 3.93 | | 7.90 | 12.08 | 15.00 | | | | | |
| QUOTE TERRENO | 761.03 | 761.10 | | 761.18 | 761.10 | | 761.00 | | 760.86 | 760.84 | | 760.70 | 760.48 | 760.27 | | | | | |
| DISTANZE PARZIALI TERRENO | 1.30 | | 4.09 | 1.94 | | 3.81 | | 3.06 | 1.38 | 2.55 | | 3.98 | 4.18 | 2.92 | | | | | |
| PROGRESSIVE PROGETTO | | | | -9.28 | | | -4.25 | -3.75 | -3.25 | -2.75 | | 2.75 | 3.25 | 3.75 | 4.25 | 8.21 | | | |
| QUOTE PROGETTO | | | | 761.18 | | | 757.82 | 757.49 | 757.49 | 757.82 | | 757.82 | 757.49 | 757.49 | 757.82 | 760.46 | | | |
| DISTANZE PARZIALI PROGETTO | | | | | 5.03 | | 0.50 | 0.50 | 0.50 | 2.75 | | 2.75 | 0.50 | 0.50 | 0.50 | 3.96 | | | |
| DIFFERENZA QUOTE | | | | 0.00 | | | -3.20 | -3.52 | -3.51 | -3.15 | | -2.98 | | -2.94 | -3.25 | -3.22 | -2.86 | | 0.00 |

Sezioni TR-MU-08

Legenda

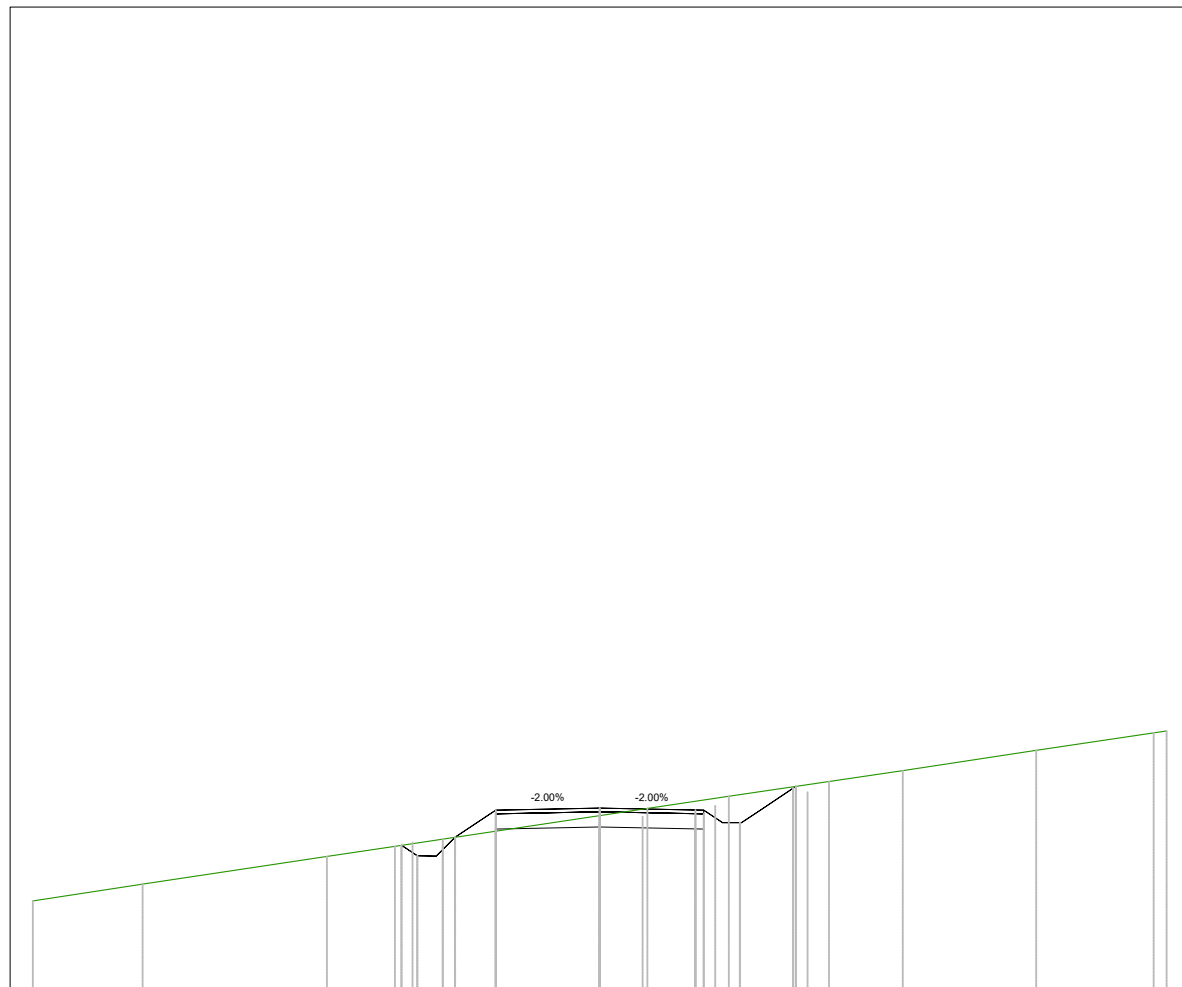


Progetto




Terreno esistente

TR-MU-8
 Sezione 1
 Progressiva: 0+000.16
 Scala: 1:200
 Quota Riferimento: 750.00




| | | | | | | | | | | | | | | | | |
|----------------------------|--------|--------|--------|--------|--------|--------|--------|--------|--------|--------|--------|--------|--------|--------|--------|--------|
| PROGRESSIVE TERRENO | -15.00 | -12.09 | -7.22 | -5.42 | -4.15 | | 1.26 | 3.41 | | 8.02 | 11.55 | 14.66 | 15.00 | | | |
| QUOTE TERRENO | 752.36 | 752.80 | 753.53 | 753.80 | 753.99 | | 754.61 | 754.80 | 755.12 | | 755.80 | 756.34 | 756.80 | 756.85 | | |
| DISTANZE PARZIALI TERRENO | 2.91 | 4.88 | 1.80 | 1.26 | 4.15 | | 1.26 | 2.15 | 4.60 | 3.53 | 3.11 | | | | | |
| PROGRESSIVE PROGETTO | | | -5.24 | -5.21 | -4.79 | -4.29 | -3.83 | -2.75 | | 2.53 | 3.21 | 3.71 | 4.21 | 5.12 | 5.19 | |
| QUOTE PROGETTO | | | 753.83 | 753.80 | 753.55 | 753.58 | 754.04 | 754.76 | | 754.81 | 754.76 | 754.45 | 754.42 | 754.73 | 755.33 | 755.38 |
| DISTANZE PARZIALI PROGETTO | | | | 0.38 | 0.46 | 0.46 | 0.99 | 2.53 | | 2.53 | 0.46 | 0.46 | 0.46 | 0.87 | | |
| DIFFERENZA QUOTE | | | 0.00 | -0.04 | -0.43 | -0.00 | -0.56 | -0.20 | | -0.23 | -0.64 | -0.74 | -0.51 | -0.00 | | |

TR-MU-8
 Sezione 2
 Progressiva: 0+030.00
 Scala: 1:200
 Quota Riferimento: 750.00




| | | | | | | | | | | | | | | |
|----------------------------|--------|--------|--------|--------|--------|--------|--------|--------|--------|--------|--------|--------|--------|--------|
| PROGRESSIVE TERRENO | -15.00 | -12.24 | -10.43 | -6.40 | -3.99 | -1.03 | 2.63 | 7.45 | 9.65 | 14.65 | 15.00 | | | |
| QUOTE TERRENO | 751.10 | 751.52 | 751.80 | 752.44 | 752.80 | 753.25 | 753.80 | 754.47 | 754.80 | 755.58 | 755.64 | | | |
| DISTANZE PARZIALI TERRENO | 2.76 | 1.81 | 4.03 | 2.42 | 2.95 | 1.03 | 2.41 | 4.82 | 2.20 | 5.00 | | | | |
| PROGRESSIVE PROGETTO | | | | -4.76 | -4.35 | -3.85 | -3.35 | -2.75 | 2.75 | 3.25 | 3.75 | 4.25 | 5.63 | |
| QUOTE PROGETTO | | | | 752.68 | 752.41 | 752.40 | 752.90 | 753.29 | 753.35 | 753.29 | 752.96 | 752.96 | 753.29 | 754.22 |
| DISTANZE PARZIALI PROGETTO | | | | | 0.41 | 0.50 | 0.60 | 2.75 | 2.75 | 0.50 | 0.50 | 0.50 | 1.38 | |
| DIFFERENZA QUOTE | | | | 0.00 | -0.39 | -0.40 | -0.00 | 0.31 | -0.06 | 0.00 | -0.52 | -0.96 | -0.73 | 0.00 |

TR-MU-8
 Sezione 3
 Progressiva: 0+060.00
 Scala: 1:200
 Quota Riferimento: 740.00



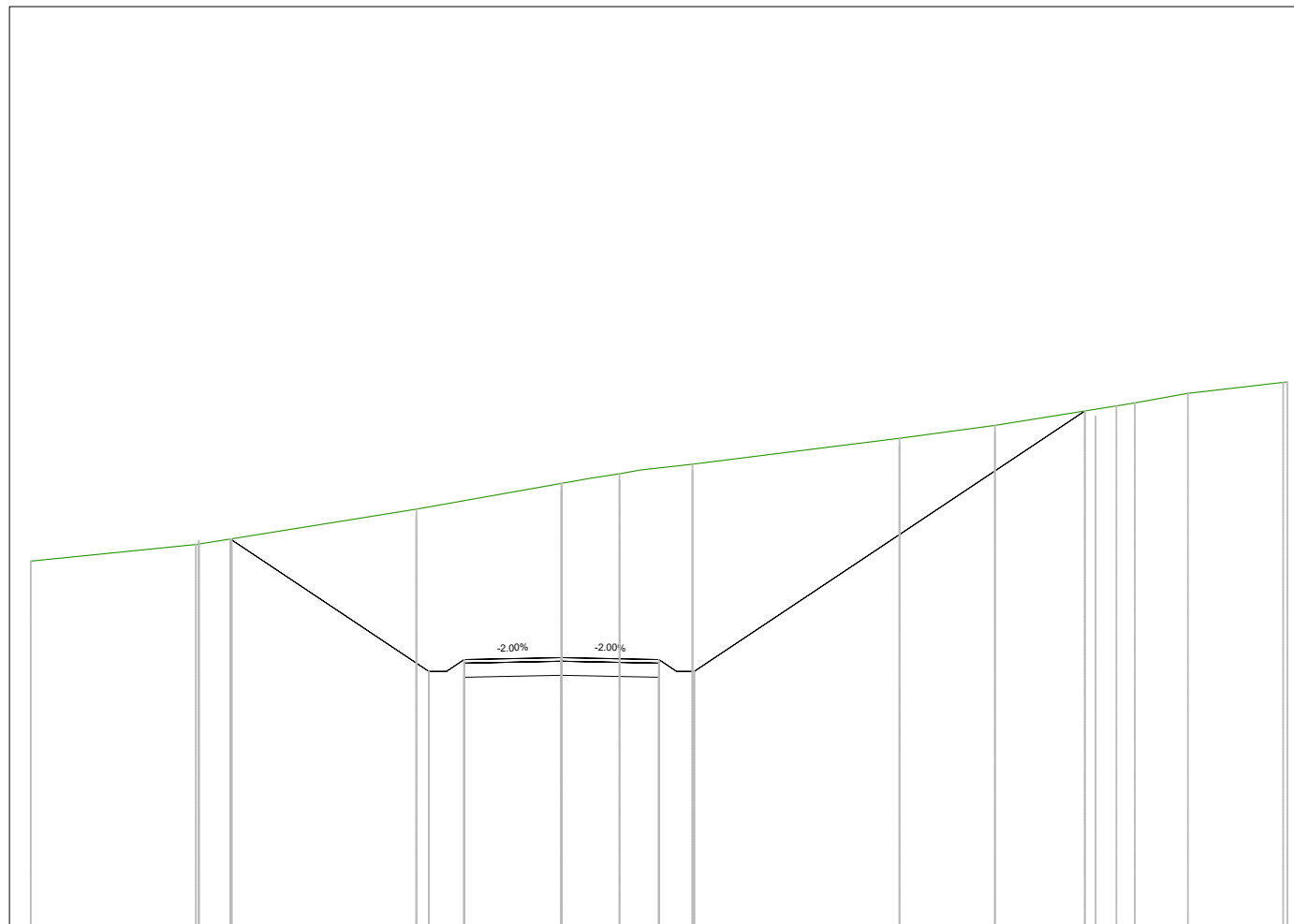
| | | | | | | | | | | | | | | | |
|----------------------------|--------|--------|--------|--------|--------|--------|--------|--------|--------|--------|--------|--------|--------|--------|--------|
| PROGRESSIVE TERRENO | -15.00 | -12.86 | -9.15 | -7.61 | -3.97 | 0.00 | 2.09 | | 8.60 | 9.51 | 15.00 | | | | |
| QUOTE TERRENO | 747.82 | 748.18 | 748.80 | 749.10 | 749.80 | 750.48 | 750.80 | | 751.75 | 751.88 | 752.67 | | | | |
| DISTANZE PARZIALI TERRENO | 2.14 | 3.70 | 1.55 | 3.64 | 3.51 | 2.09 | | 6.51 | 0.56 | 5.49 | | | | | |
| PROGRESSIVE PROGETTO | | | | -4.75 | -4.75 | -4.39 | -3.89 | -3.39 | -2.75 | 0.00 | 2.75 | 3.25 | 3.75 | 4.25 | 5.76 |
| QUOTE PROGETTO | | | | 749.65 | 749.65 | 749.41 | 749.40 | 749.90 | 750.33 | 750.38 | 750.33 | 750.00 | 750.00 | 750.33 | 751.34 |
| DISTANZE PARZIALI PROGETTO | | | | 0.35 | 0.50 | 0.50 | 0.64 | 2.75 | | 2.75 | 0.50 | 0.50 | 0.50 | 1.51 | |
| DIFFERENZA QUOTE | | | | -0.09 | -0.21 | -0.00 | -0.32 | -0.10 | | -0.57 | -0.97 | -1.05 | -0.79 | 0.00 | |

TR-MU-8
 Sezione 4
 Progressiva: 0+090.00
 Scala: 1:200
 Quota Riferimento: 740.00



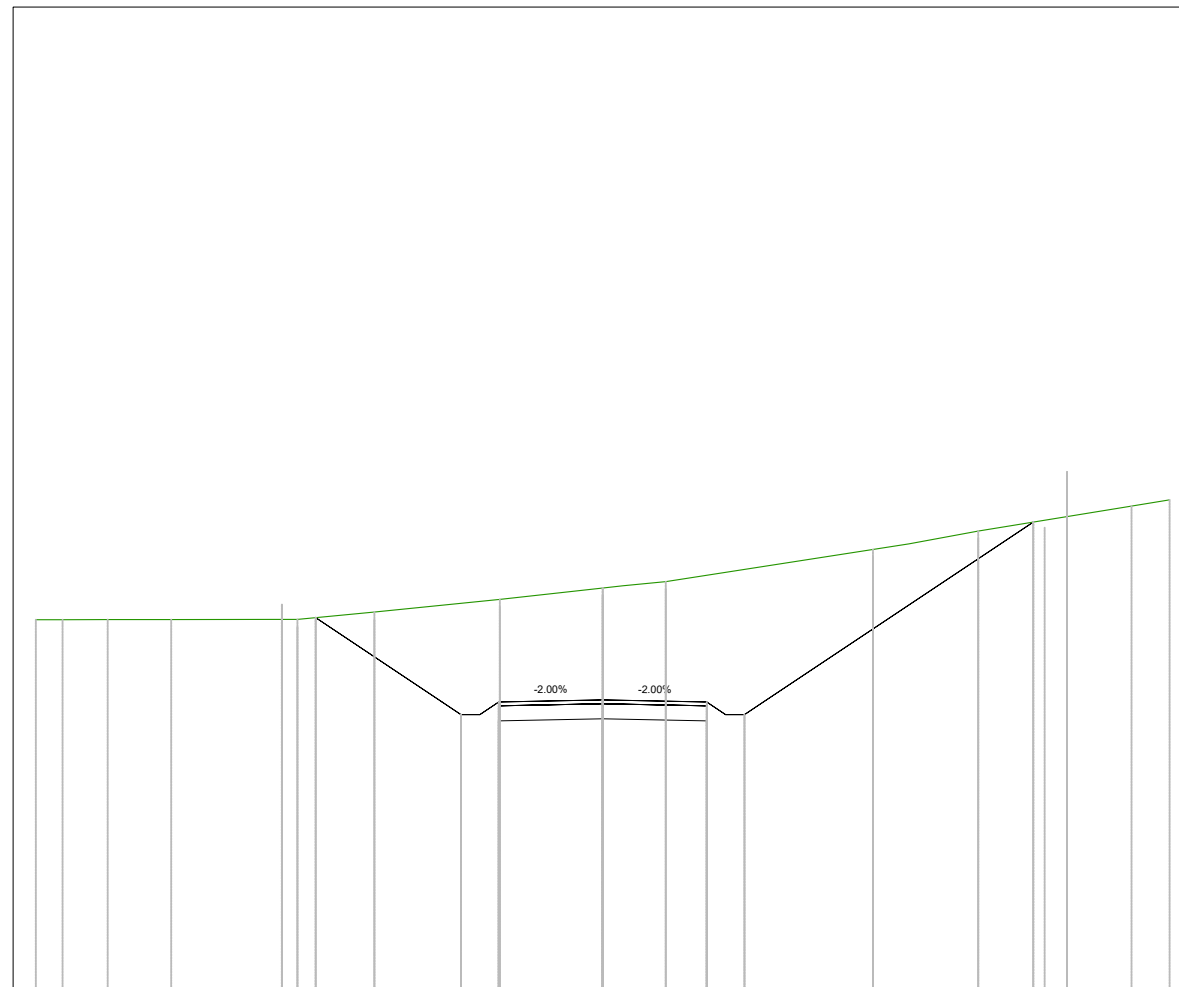
| | | | | | | | | | | | | | | | | | | |
|----------------------------|--------|--------|--------|--------|--------|--------|--------|--------|--------|--------|--------|--------|--------|--------|--------|--------|--------|--------|
| PROGRESSIVE TERRENO | -15.00 | -11.14 | -9.88 | -8.18 | | | 0.00 | 1.19 | 1.85 | | | 14.05 | 15.00 | | | | | |
| QUOTE TERRENO | 747.44 | 747.68 | 747.80 | 747.96 | | | 748.69 | 748.80 | 748.87 | | | 749.80 | 749.89 | | | | | |
| DISTANZE PARZIALI TERRENO | 3.86 | 1.26 | 1.70 | | 8.18 | | 1.19 | 0.66 | | | 12.21 | | 0.95 | | | | | |
| PROGRESSIVE PROGETTO | | | | -5.38 | -5.12 | -4.86 | -4.55 | -4.25 | -3.75 | -3.25 | -2.75 | 2.75 | 3.25 | 3.75 | 4.25 | 5.89 | | |
| QUOTE PROGETTO | | | | 748.41 | 748.36 | 748.30 | 748.29 | 748.09 | 747.75 | 747.75 | 748.09 | 748.14 | 748.09 | 747.75 | 747.75 | 747.75 | 748.09 | 749.18 |
| DISTANZE PARZIALI PROGETTO | | | | | | | 0.26 | 0.30 | 0.50 | 0.81 | 0.50 | 0.50 | 2.75 | 2.75 | 0.50 | 0.50 | 0.50 | 1.64 |
| DIFFERENZA QUOTE | | | | | | | -0.20 | -0.04 | -0.23 | -0.81 | -0.88 | -0.36 | -0.55 | -0.85 | -1.22 | -1.56 | -0.97 | 0.00 |

TR-MU-8
 Sezione 6
 Progressiva: 0+150.00
 Scala: 1:200
 Quota Riferimento: 740.00



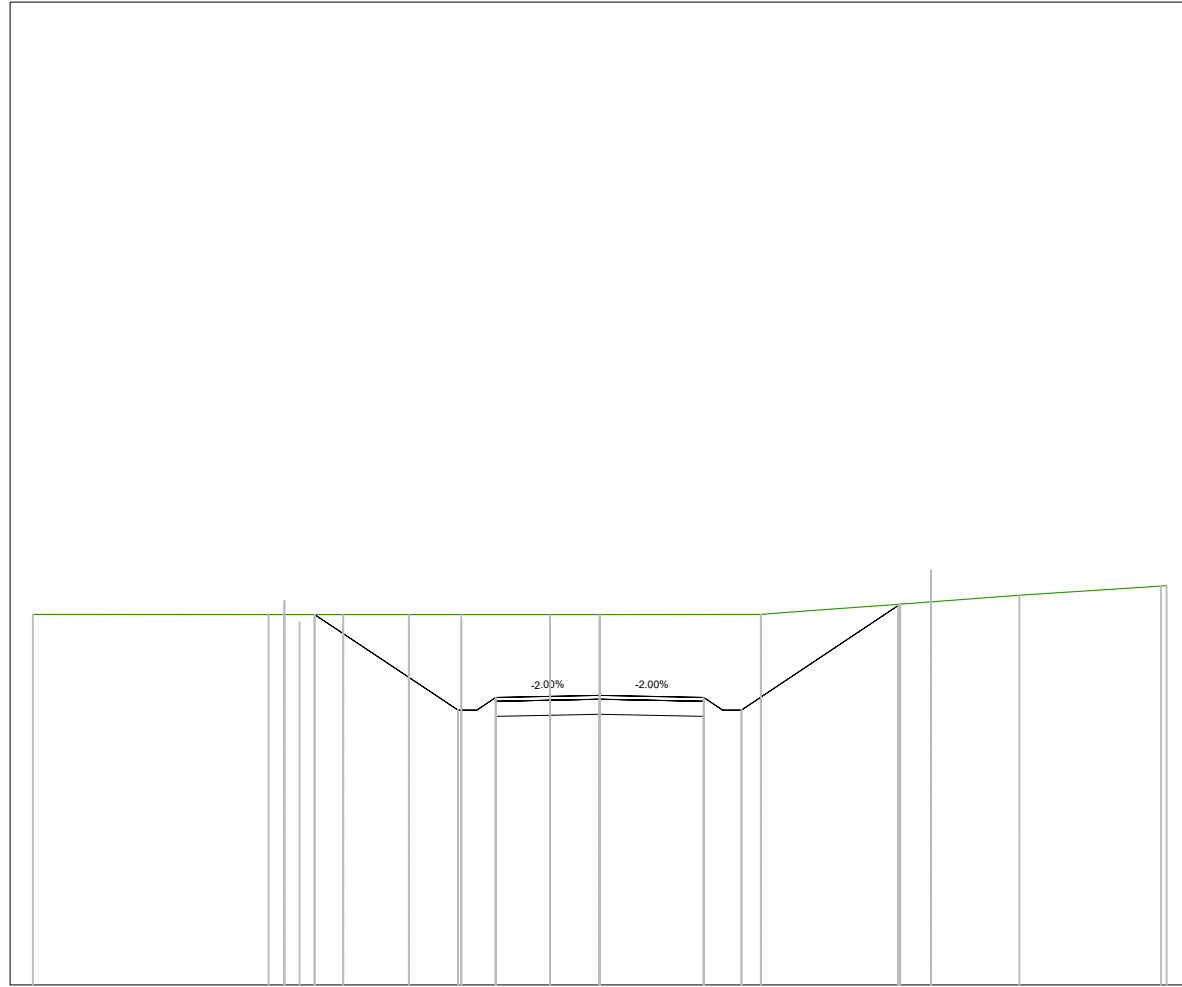
| | | | | | | | | | | | | | | | | |
|----------------------------|--------|--------|--------|--------|--------|--------|--------|--------|--------|--------|--------|--------|--------|--------|--------|--------|
| PROGRESSIVE TERRENO | -15.00 | -10.33 | -9.32 | -4.10 | 0.00 | 0.81 | 1.64 | 2.22 | 3.70 | 9.55 | 12.25 | 16.20 | 17.70 | 18.22 | 20.39 | 20.51 |
| QUOTE TERRENO | 750.33 | 750.80 | 750.96 | 751.80 | 752.53 | 752.67 | 752.80 | 752.90 | 753.07 | 753.80 | 754.17 | 754.80 | 755.07 | 755.13 | 755.38 | 755.39 |
| DISTANZE PARZIALI TERRENO | | 4.67 | 1.01 | 5.22 | 4.10 | 0.80 | 0.80 | 0.59 | 1.48 | 5.85 | 2.70 | 3.95 | 1.50 | 0.52 | 2.17 | |
| PROGRESSIVE PROGETTO | | -10.25 | -10.05 | -9.36 | -4.25 | -3.75 | -3.25 | -2.75 | 0.00 | 2.75 | 3.25 | 3.75 | 4.25 | 14.79 | | |
| QUOTE PROGETTO | | 750.89 | 750.91 | 750.95 | 747.55 | 747.22 | 747.22 | 747.55 | 747.60 | 747.55 | 747.22 | 747.22 | 747.55 | 754.57 | | |
| DISTANZE PARZIALI PROGETTO | | | 0.69 | 5.11 | 0.50 | 0.50 | 0.50 | 2.75 | 2.75 | 0.50 | 0.30 | 0.50 | 10.54 | | | |
| DIFFERENZA QUOTE | | 0.08 | 0.00 | | 4.23 | 4.95 | 4.74 | 4.49 | 4.92 | 5.41 | 5.80 | 5.88 | 3.88 | 0.00 | | |

TR-MU-8
 Sezione 7
 Progressiva: 0+180.00
 Scala: 1:200
 Quota Riferimento: 740.00



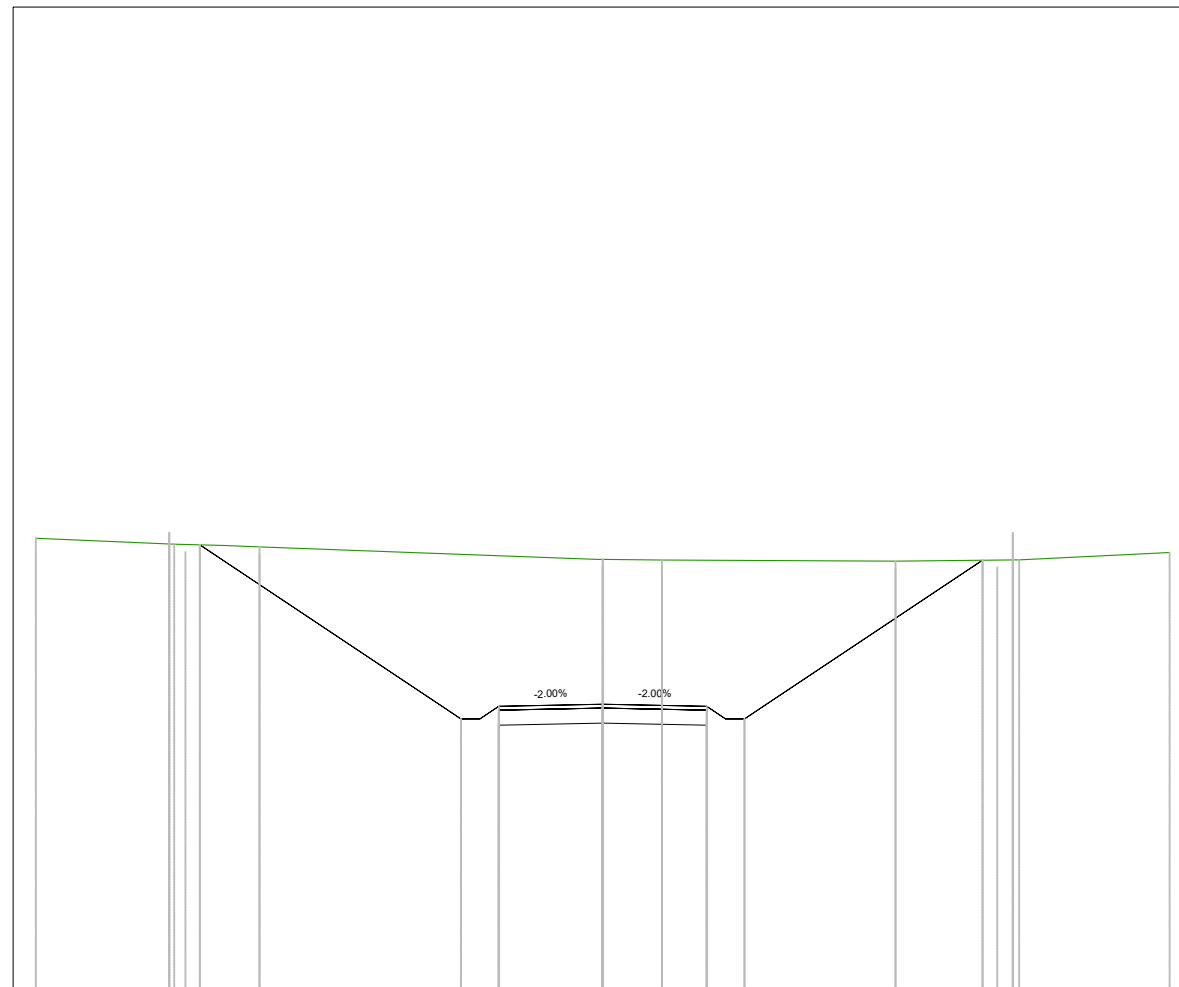
| | | | | | | | | | | | | | | | | | | | | | |
|----------------------------|--------|--------|--------|--------|--------|--------|--------|--------|--------|--------|--------|--------|--------|--------|--------|--------|--------|--------|--------|--------|--------|
| PROGRESSIVE TERRENO | -15.00 | -14.29 | -13.10 | -11.42 | -8.77 | -8.07 | -6.04 | -2.72 | 0.53 | 1.67 | 7.15 | 8.10 | 9.93 | 13.99 | 15.00 | | | | | | |
| QUOTE TERRENO | 749.79 | 749.79 | 749.79 | 749.80 | 749.80 | 749.80 | 749.99 | 750.33 | 750.63 | 750.69 | 750.80 | 751.65 | 751.80 | 752.14 | 752.80 | 752.96 | | | | | |
| DISTANZE PARZIALI TERRENO | 0.7 | 1.19 | 1.41 | 2.65 | 0.69 | 2.03 | 3.32 | 2.72 | 0.53 | 1.14 | 5.48 | 0.95 | 1.83 | 4.06 | 1.01 | | | | | | |
| PROGRESSIVE PROGETTO | | | | | -8.49 | -8.34 | -8.00 | -7.60 | -4.25 | -3.75 | -3.25 | -2.75 | 0.00 | 2.75 | 3.25 | 3.75 | 4.25 | 11.39 | 11.68 | 11.97 | 12.29 |
| QUOTE PROGETTO | | | | | 750.19 | 750.15 | 750.06 | 749.85 | 747.62 | 747.28 | 747.28 | 747.28 | 747.28 | 747.28 | 747.62 | 747.62 | 747.62 | 752.38 | 752.78 | 753.23 | 753.70 |
| DISTANZE PARZIALI PROGETTO | | | | | | 0.23 | 3.35 | 0.50 | 0.50 | 0.50 | 0.50 | 2.75 | 2.75 | 0.50 | 0.50 | 0.50 | 7.14 | 0.44 | 0.45 | 0.20 | |
| DIFFERENZA QUOTE | | | | | -0.39 | -0.00 | | | -2.56 | -2.88 | -3.00 | -2.71 | -2.96 | | -3.35 | -3.76 | -3.84 | -3.59 | 0.00 | -0.16 | |

TR-MU-8
 Sezione 8
 Progressiva: 0+210.00
 Scala: 1:200
 Quota Riferimento: 740.00



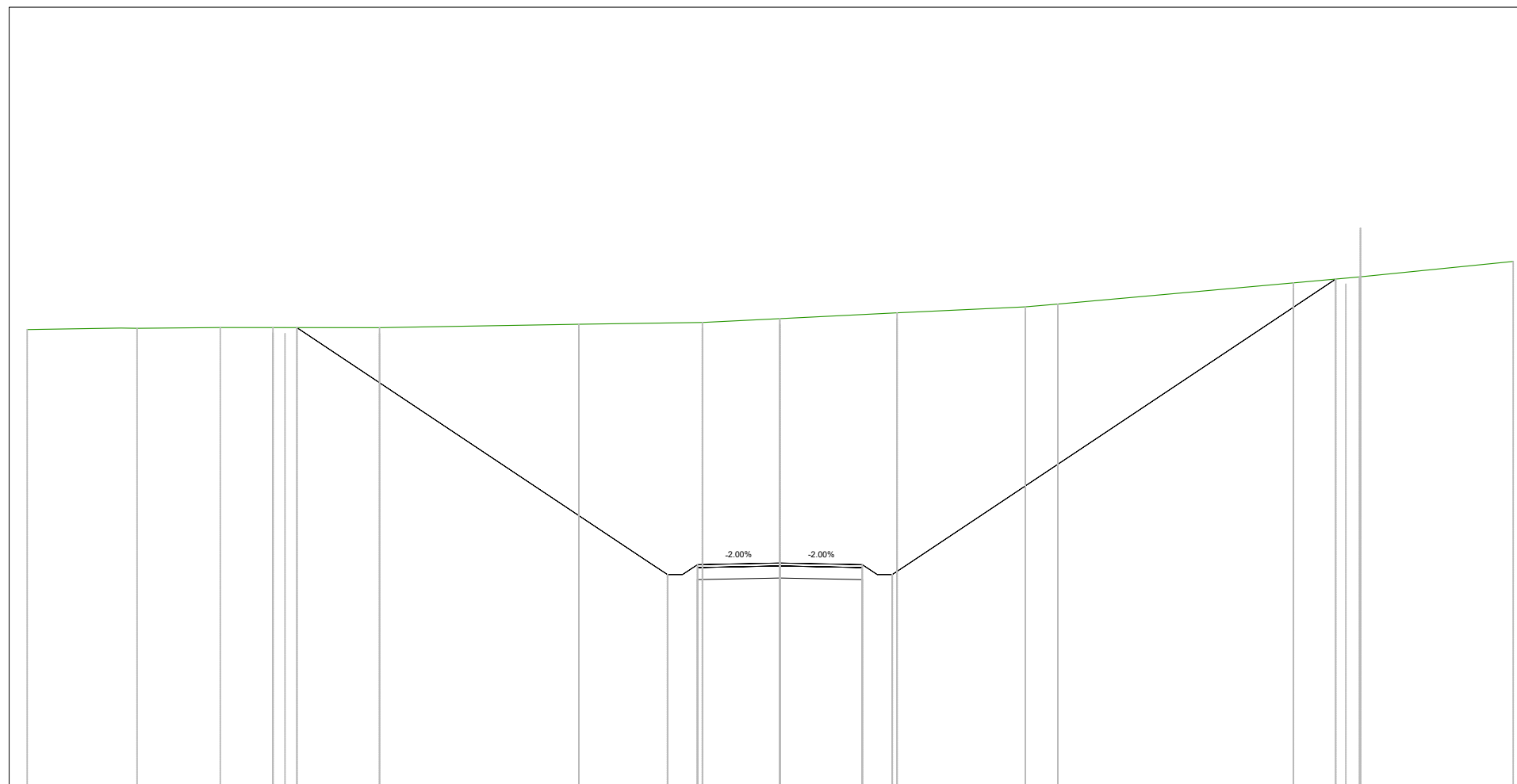
| | | | | | | | | | | | | | | | | | | | |
|----------------------------|--------|------|--------|--------|--------|--------|--------|--------|--------|--------|--------|--------|--------|--------|--------|--------|--------|--------|--------|
| PROGRESSIVE TERRENO | -15.00 | | -8.76 | -7.66 | -6.79 | -6.05 | -5.05 | -3.66 | -1.32 | | 4.26 | 5.24 | 7.90 | 11.10 | 14.85 | 15.00 | | | |
| QUOTE TERRENO | 749.80 | | 749.80 | 749.80 | 749.80 | 749.80 | 749.80 | 749.80 | 749.80 | 749.80 | 749.80 | 749.88 | 750.07 | 750.31 | 750.55 | 750.57 | | | |
| DISTANZE PARZIALI TERRENO | | 6.24 | 1.10 | 0.80 | 0.74 | 1.00 | 1.39 | 1.97 | 1.12 | | 3.77 | 0.98 | 2.66 | 3.20 | 3.74 | | | | |
| PROGRESSIVE PROGETTO | | | -8.34 | -8.20 | -7.82 | -7.54 | -4.25 | -3.75 | -3.25 | -2.75 | | 2.75 | 3.25 | 3.75 | 4.25 | 7.95 | 8.21 | 8.48 | 8.77 |
| QUOTE PROGETTO | | | 750.16 | 750.10 | 749.94 | 749.80 | 747.60 | 747.27 | 747.27 | 747.60 | 747.66 | 747.60 | 747.27 | 747.27 | 747.60 | 750.07 | 750.30 | 750.58 | 750.97 |
| DISTANZE PARZIALI PROGETTO | | | | | | 3.29 | 0.50 | 0.50 | 0.50 | 2.75 | | 2.75 | 0.50 | 0.50 | 0.50 | 3.70 | | | |
| DIFFERENZA QUOTE | | | 0.36 | 0.00 | | | -2.19 | -2.53 | -2.53 | -2.19 | -2.14 | -2.20 | -2.53 | -2.53 | -2.20 | 0.00 | 0.83 | | |

TR-MU-8
 Sezione 9
 Progressiva: 0+240.00
 Scala: 1:200
 Quota Riferimento: 740.00



| | | | | | | | | | | | | | | | | | | | | |
|----------------------------|--------|--------|--------|--------|--------|------|--------|--------|--------|--------|--------|--------|--------|--------|--------|------|--------|--------|--------|--------|
| PROGRESSIVE TERRENO | -15.00 | -11.33 | -10.03 | -9.08 | | | 0.00 | 1.57 | | 7.75 | 11.02 | 15.00 | | | | | | | | |
| QUOTE TERRENO | 751.95 | 751.79 | 751.76 | 751.72 | | | 751.39 | 751.37 | | 751.34 | 751.38 | 751.57 | | | | | | | | |
| DISTANZE PARZIALI TERRENO | | 3.46 | 1.31 | 0.95 | | 8.93 | | 1.57 | | 6.18 | 3.27 | 3.98 | | | | | | | | |
| PROGRESSIVE PROGETTO | | -11.47 | -11.19 | -10.92 | -10.66 | | -4.25 | -3.75 | -3.25 | -2.75 | 0.00 | 2.75 | 3.25 | 3.75 | 4.25 | | 10.05 | 10.34 | 10.71 | 10.85 |
| QUOTE PROGETTO | | 752.10 | 751.99 | 751.88 | 751.77 | | 747.50 | 747.17 | 747.17 | 747.50 | 747.56 | 747.50 | 747.17 | 747.17 | 747.50 | | 751.37 | 751.61 | 751.94 | 752.09 |
| DISTANZE PARZIALI PROGETTO | | | | | 6.41 | | | 0.50 | 0.50 | 0.50 | 2.75 | | 0.50 | 0.50 | 0.50 | 5.80 | | 0.30 | | |
| DIFFERENZA QUOTE | | -0.30 | -0.00 | | | | -3.83 | -3.87 | -4.18 | -3.86 | | 0.00 | -0.44 | | | | | | | |

TR-MU-8
 Sezione 10
 Progressiva: 0+270.00
 Scala: 1:200
 Quota Riferimento: 740.00



| | | | | | | | | | | | | | | | | | | | | |
|----------------------------|--------|--------|--------|--------|--------|--------|--------|--------|--------|--------|--------|--------|--------|--------|--------|--------|--------|--------|--------|--------|
| PROGRESSIVE TERRENO | -25.11 | -21.98 | -21.45 | -18.67 | -13.36 | -6.71 | -2.58 | 3.91 | 8.19 | 9.27 | 17.14 | 19.34 | 24.47 | | | | | | | |
| QUOTE TERRENO | 755.24 | 755.29 | 755.28 | 755.31 | 755.30 | 755.42 | 755.48 | 755.61 | 755.80 | 756.00 | 756.09 | 756.80 | 757.00 | 757.51 | | | | | | |
| DISTANZE PARZIALI TERRENO | 3.13 | 0.54 | 2.78 | 5.31 | 6.65 | 4.12 | 2.58 | 3.91 | 4.28 | 1.08 | 7.86 | 2.20 | 5.13 | | | | | | | |
| PROGRESSIVE PROGETTO | | | | -16.91 | -16.70 | -16.11 | -4.25 | -3.75 | -3.25 | -2.75 | 2.75 | 3.25 | 3.75 | 4.25 | 18.54 | 18.80 | 19.08 | 19.33 | 19.37 | |
| QUOTE PROGETTO | | | | 755.12 | 755.17 | 755.31 | 747.40 | 747.06 | 747.06 | 747.40 | 747.45 | 747.40 | 747.06 | 747.06 | 747.40 | 756.93 | 757.57 | 758.14 | 758.58 | 758.63 |
| DISTANZE PARZIALI PROGETTO | | | | 0.59 | 11.86 | 0.50 | 0.50 | 0.50 | 2.75 | 2.75 | 0.50 | 0.50 | 0.50 | 14.29 | | | | | | |
| DIFFERENZA QUOTE | | | | -0.19 | -0.00 | | -8.06 | -8.40 | -8.40 | -8.08 | -8.15 | -8.34 | -8.70 | -8.72 | | 0.00 | 1.62 | | | |

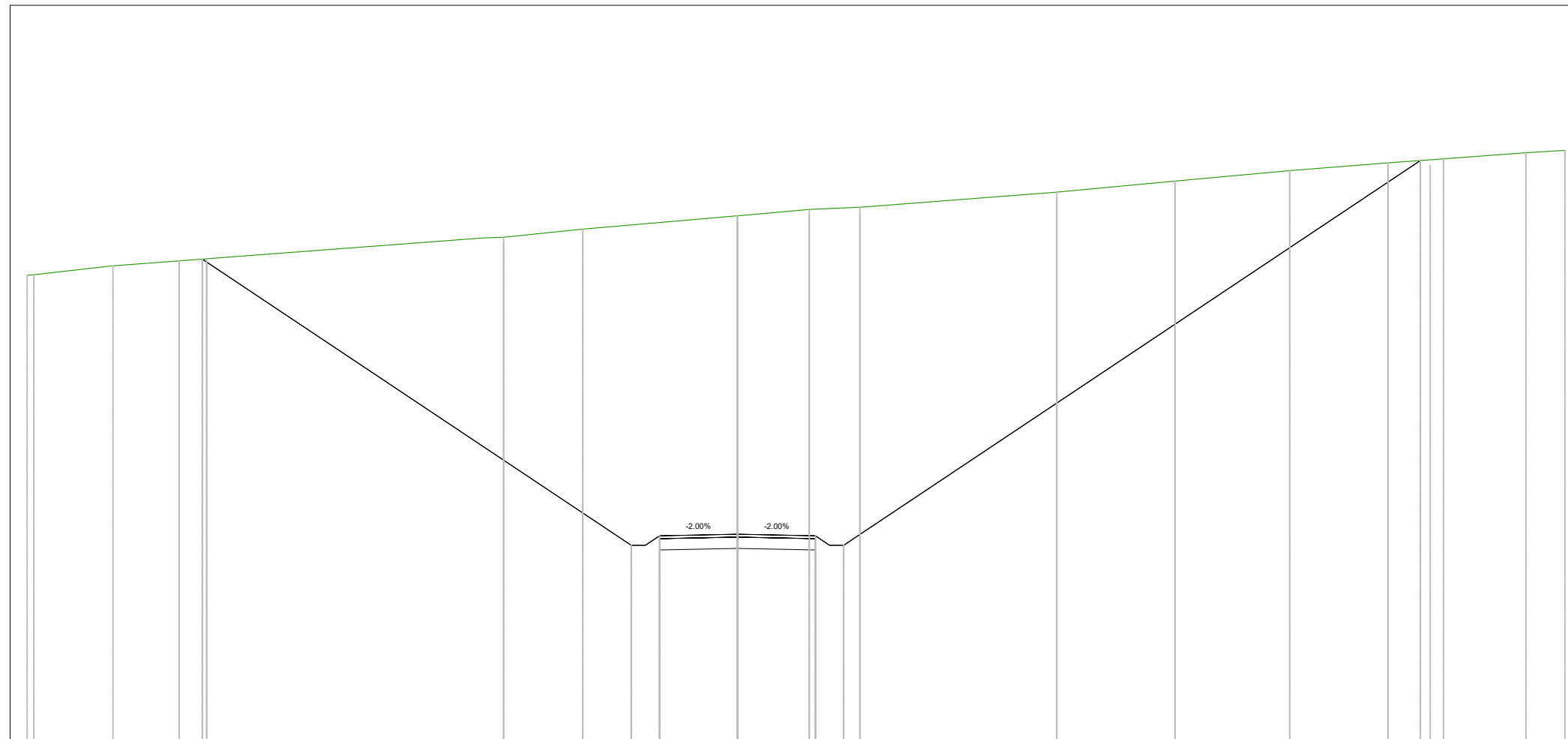
TR-MU-8

Sezione 11

Progressiva: 0+300.00

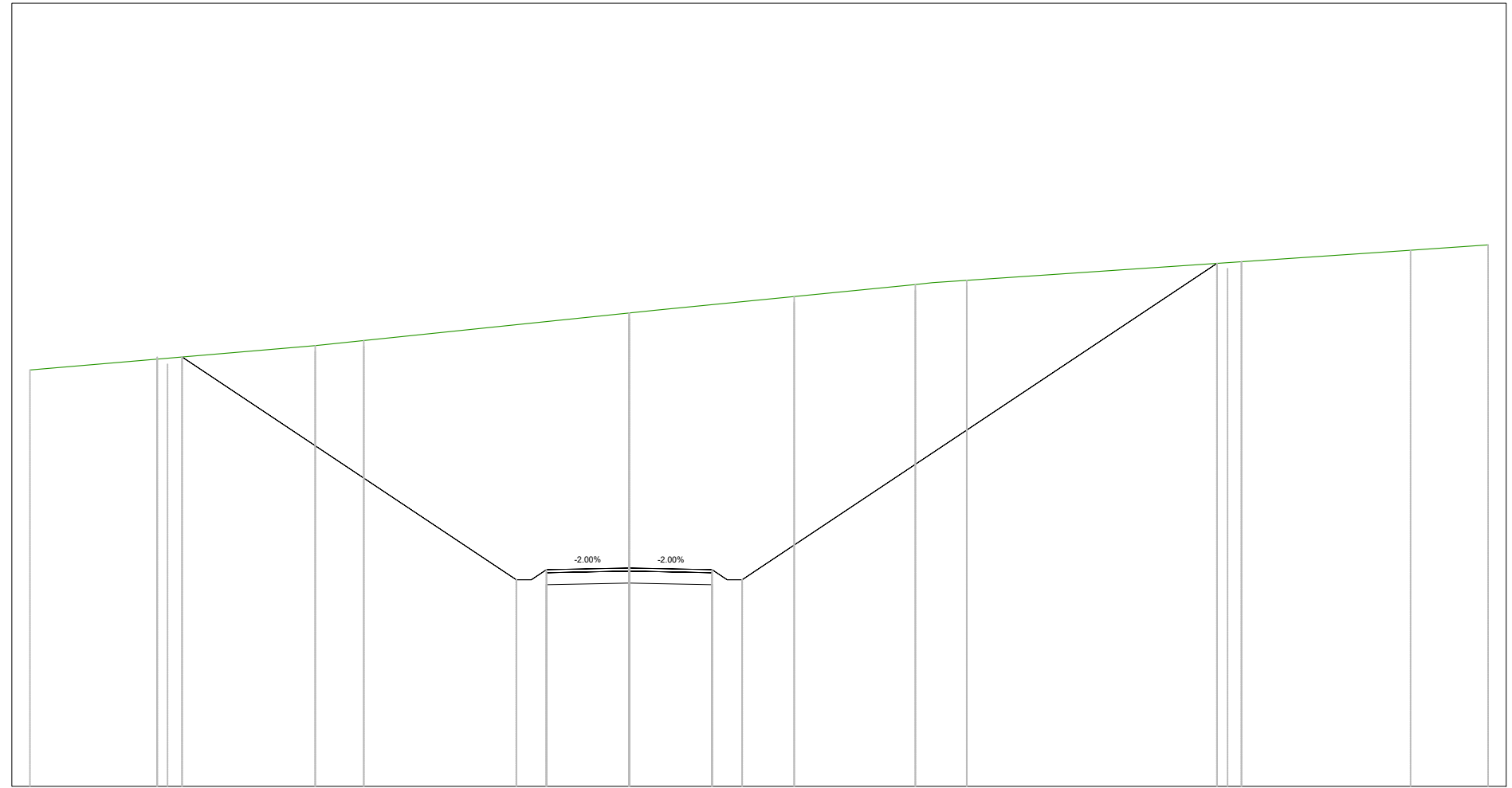
Scala: 1:200

Quota Riferimento: 740.00



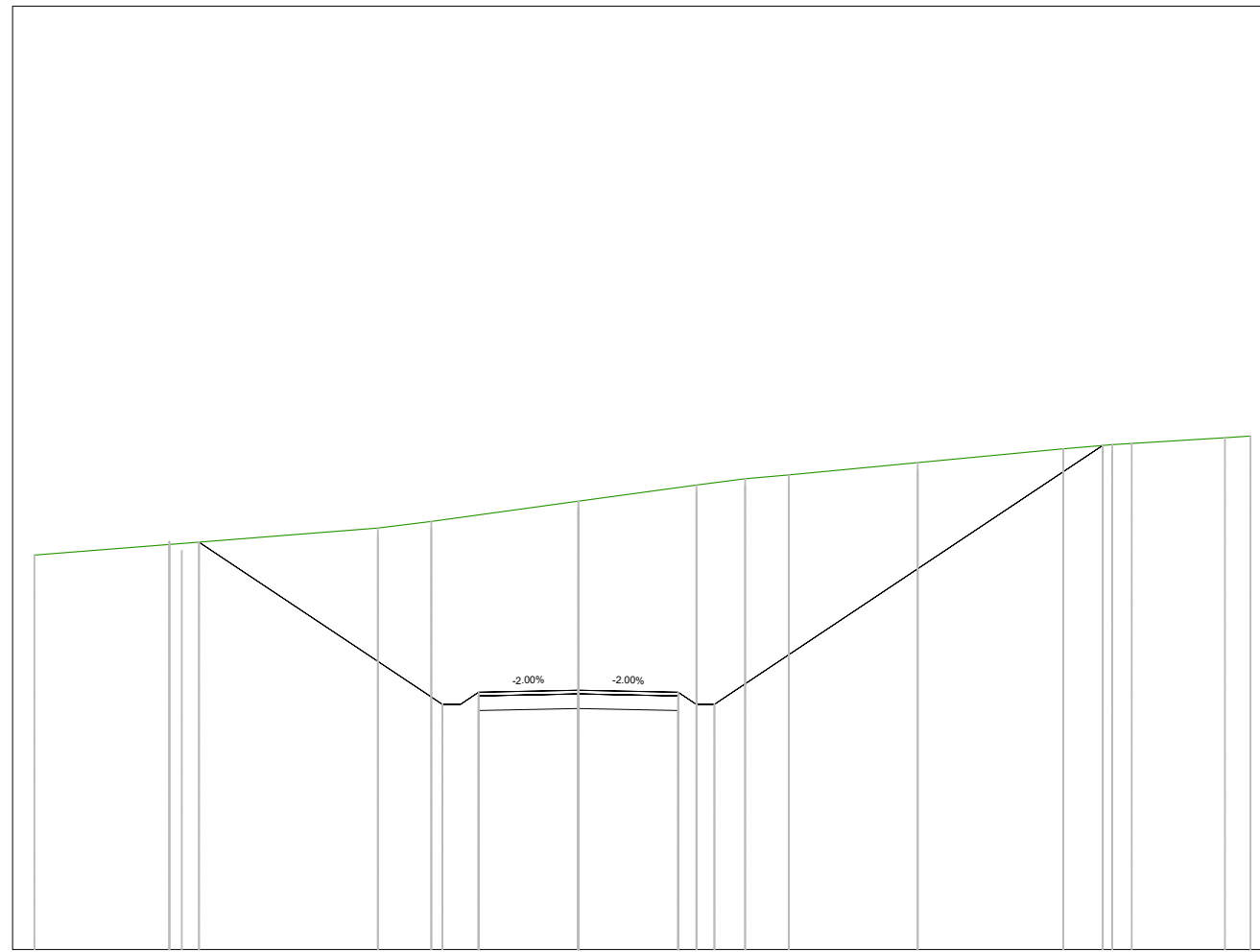
| | | | | | | | | | | | | | | | | | | | | |
|----------------------------|--------|--------|--------|--------|--------|--------|--------|--------|--------|--------|--------|--------|--------|--------|--------|--------|--------|--------|--------|--------|
| PROGRESSIVE TERRENO | -25.06 | -24.83 | -22.03 | -18.73 | | -8.95 | -8.25 | -5.46 | | 2.53 | 4.32 | | 11.27 | 15.43 | 19.48 | 22.96 | 23.78 | 27.82 | 29.20 | |
| QUOTE TERRENO | 756.47 | 756.50 | 756.81 | 757.06 | | 757.80 | 757.82 | 758.11 | | 758.57 | 758.80 | 758.88 | | 759.41 | 759.80 | 760.17 | 760.44 | 760.50 | 760.80 | 760.88 |
| DISTANZE PARZIALI TERRENO | | 2.64 | 3.31 | | 9.78 | 0.70 | 2.79 | | 5.46 | 2.22 | 1.79 | | 6.71 | 4.17 | 4.05 | 3.47 | 0.83 | 4.04 | 1.38 | |
| PROGRESSIVE PROGETTO | | | | -19.70 | -19.48 | -18.88 | | | -4.25 | -3.75 | -3.25 | -2.75 | 0.00 | 2.75 | 3.25 | 3.75 | 4.25 | | | 24.09 |
| QUOTE PROGETTO | | | | 756.97 | 756.99 | 757.05 | | | 747.29 | 746.96 | 746.96 | 747.29 | 747.35 | 747.29 | 746.96 | 746.96 | 747.29 | | | 760.52 |
| DISTANZE PARZIALI PROGETTO | | | | 0.60 | | 14.63 | | | 0.50 | 0.50 | 0.50 | 2.75 | 2.75 | 0.50 | 0.50 | 0.50 | 19.84 | | | |
| DIFFERENZA QUOTE | | | | -0.02 | -0.00 | | | | -10.92 | -11.29 | -11.34 | -11.04 | -11.22 | -11.51 | -11.86 | -11.88 | -11.58 | | | 0.00 |

TR-MU-8
 Sezione 12
 Progressiva: 0+330.00
 Scala: 1:200
 Quota Riferimento: 740.00



| | | | | | | | | | | | | | | | | | | | | | | | |
|----------------------------|--------|--------|--------|--------|--------|--------|--------|--------|--------|--------|--------|--------|--------|--------|--------|--------|--------|--|--|--------|--|--------|--------|
| PROGRESSIVE TERRENO | -19.89 | | | -10.42 | -8.81 | | | | 0.00 | 0.61 | | | 5.48 | | 9.50 | 10.07 | 11.20 | | | 20.32 | | 25.94 | 28.51 |
| QUOTE TERRENO | 753.82 | | | 754.63 | 754.80 | | | | 755.72 | 755.78 | | | 756.26 | | 756.66 | 756.72 | 756.80 | | | 757.42 | | 757.80 | 757.97 |
| DISTANZE PARZIALI TERRENO | | 9.47 | | 1.61 | | 8.81 | | 0.61 | | 4.67 | | 4.02 | 0.58 | 1.13 | | 9.12 | | | | 5.61 | | 2.57 | |
| PROGRESSIVE PROGETTO | | -15.67 | -15.43 | | | -4.25 | -3.75 | -3.25 | -2.75 | 0.00 | 2.75 | 3.25 | 3.75 | 4.25 | | | | | | 19.51 | | | |
| QUOTE PROGETTO | | 754.24 | 754.24 | 754.25 | | 747.19 | 746.86 | 746.86 | 747.19 | 747.25 | 747.19 | 746.86 | 746.86 | 747.19 | | | | | | 757.36 | | | |
| DISTANZE PARZIALI PROGETTO | | 0.59 | | 10.59 | | 0.50 | 0.50 | 0.50 | 2.75 | 2.75 | 0.50 | 0.50 | 0.50 | | 15.26 | | | | | | | | |
| DIFFERENZA QUOTE | | 0.88 | 0.00 | | | 0.08 | 0.47 | 0.52 | 0.24 | 0.47 | 0.80 | 0.98 | 0.95 | | | | | | | 0.00 | | | |

TR-MU-8
 Sezione 13
 Progressiva: 0+360.00
 Scala: 1:200
 Quota Riferimento: 740.00



| | | | | | | | | | | | | | | | | | | | |
|----------------------------|--------|--------|--------|--------|--------|--------|--------|--------|--------|--------|--------|--------|--------|--------|--------|--------|--|--------|--------|
| PROGRESSIVE TERRENO | -15.00 | | | -5.53 | -4.05 | | | | 3.26 | 4.60 | 5.81 | | 9.36 | | 13.37 | 14.72 | | 17.82 | 18.53 |
| QUOTE TERRENO | 750.87 | | | 751.61 | 751.80 | | | 752.36 | 752.80 | 752.98 | 753.08 | | 753.42 | | 753.80 | 753.92 | | 754.11 | 754.15 |
| DISTANZE PARZIALI TERRENO | | 9.47 | | 1.47 | 3.78 | | | 3.26 | 1.34 | 1.21 | 3.55 | | 4.01 | | 1.35 | 3.11 | | 0.71 | |
| PROGRESSIVE PROGETTO | | -11.28 | -11.04 | -10.46 | | -4.25 | -3.75 | -3.25 | -2.75 | 0.00 | 2.75 | 3.25 | 3.75 | 4.25 | | 14.46 | | | |
| QUOTE PROGETTO | | 751.24 | 751.24 | 751.23 | | 747.09 | 746.76 | 746.76 | 747.09 | 747.14 | 747.09 | 746.76 | 746.76 | 747.09 | | 753.89 | | | |
| DISTANZE PARZIALI PROGETTO | | | 0.88 | 6.21 | | | 0.50 | 0.50 | 2.75 | | 2.75 | 0.50 | 0.50 | 10.21 | | | | | |
| DIFFERENZA QUOTE | | 0.03 | 0.00 | | | 4.69 | 5.04 | 5.16 | 4.89 | -5.21 | -5.64 | -6.04 | -6.21 | | 0.00 | | | | |

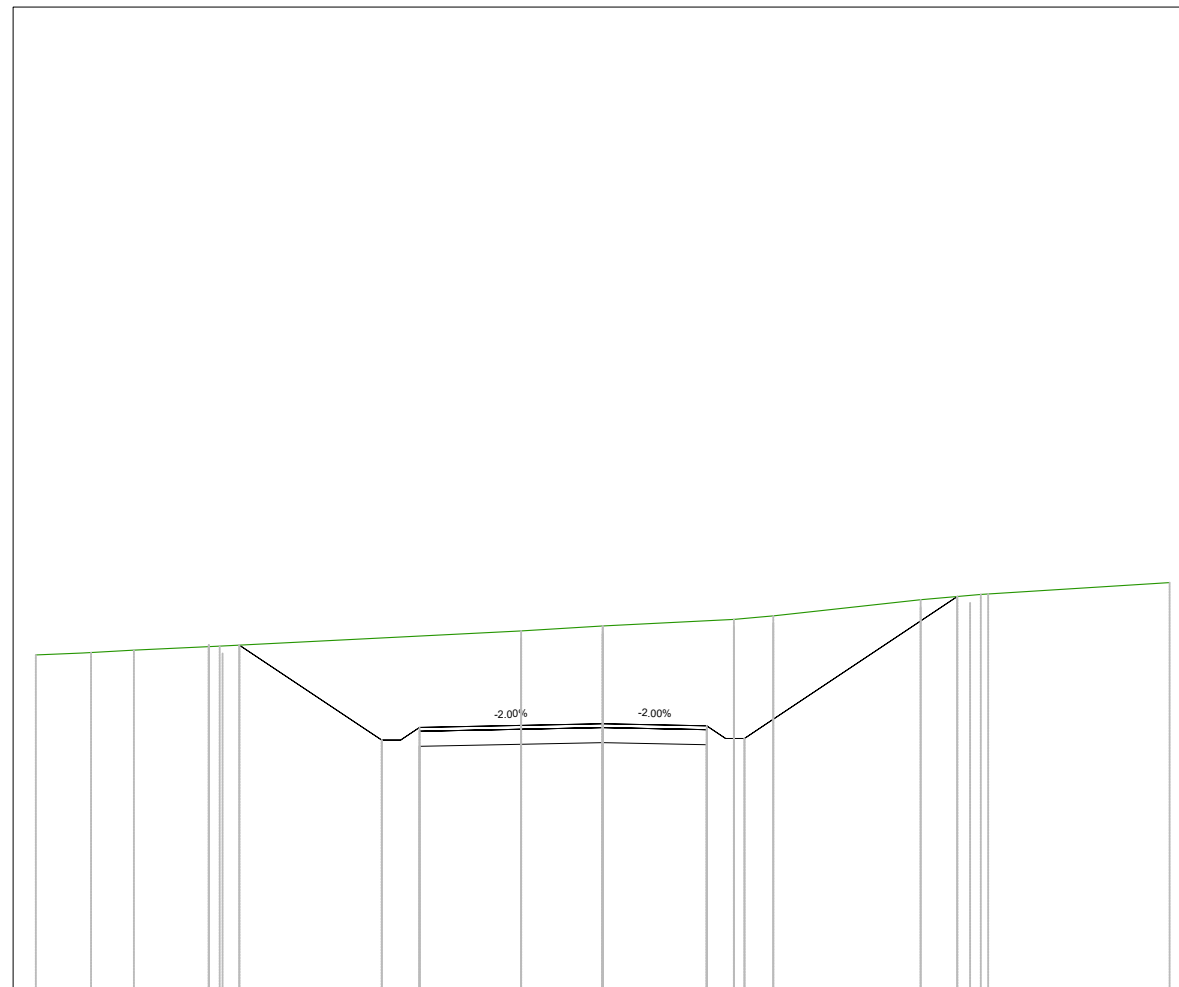
TR-MU-8

Sezione 14

Progressiva: 0+390.00

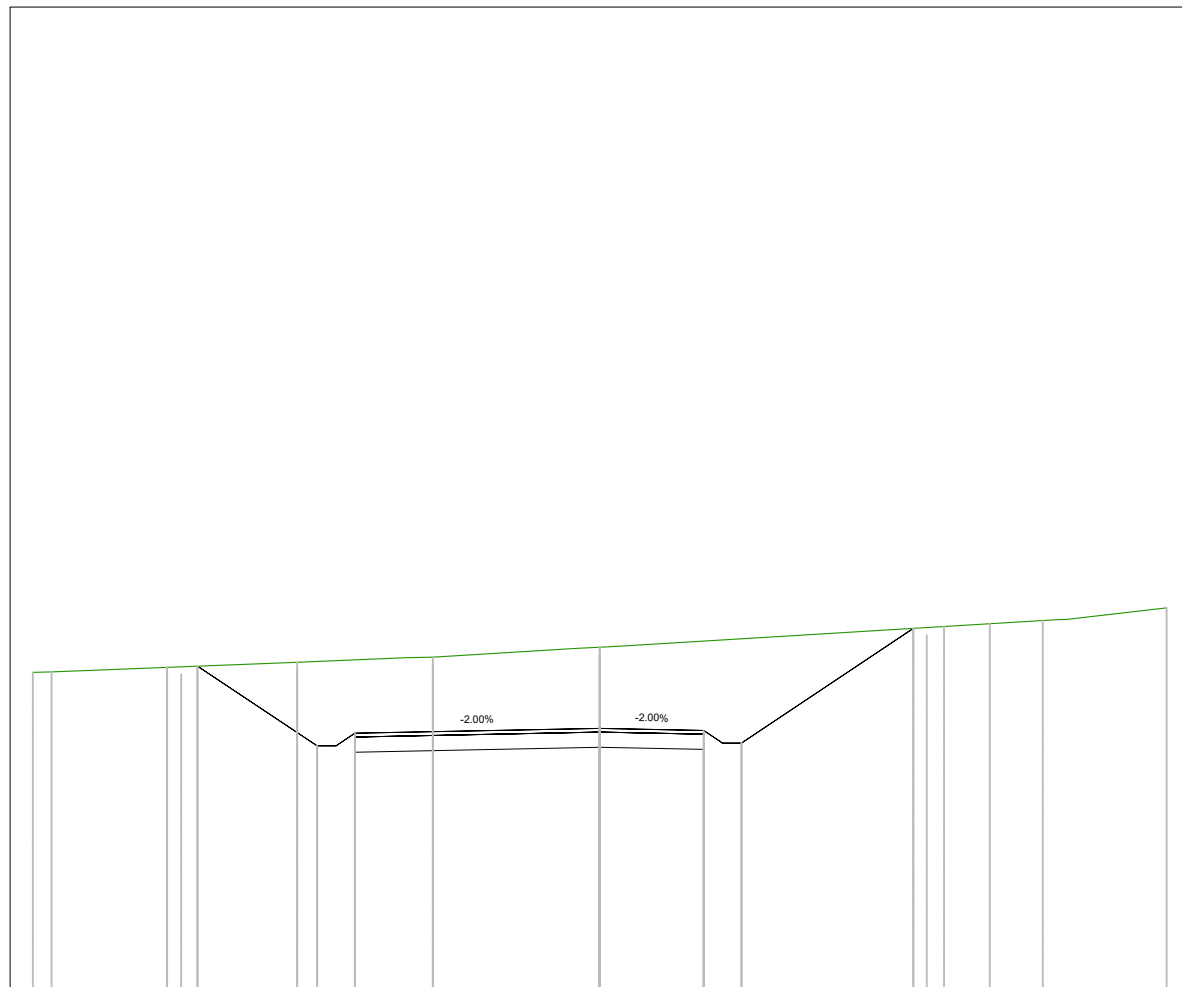
Scala: 1:200

Quota Riferimento: 740.00



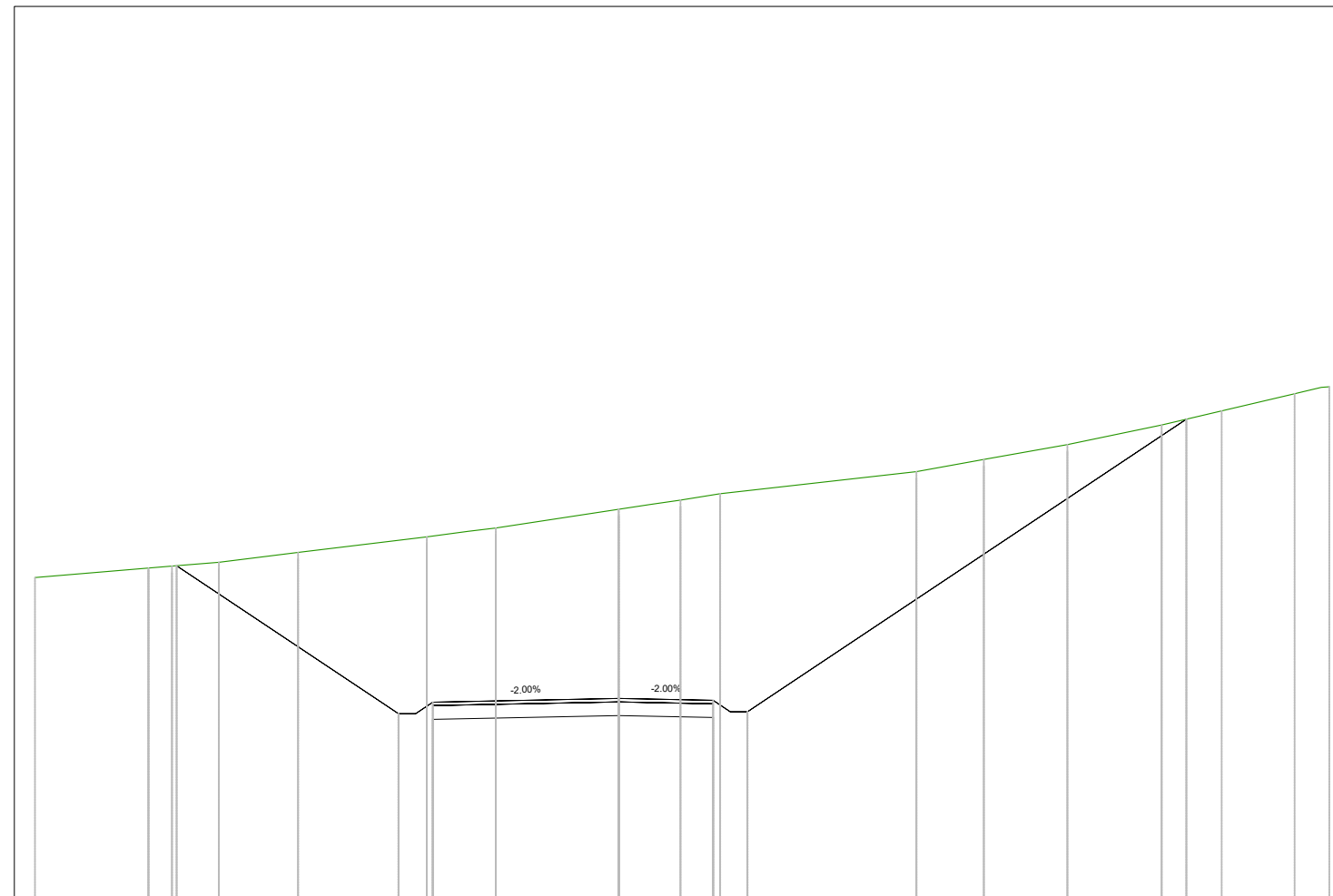
| | | | | | | | | | | | | | | | | | | | | | |
|----------------------------|--------|--------|--------|--------|--------|--------|--------|--------|--------|--------|--------|--------|--------|--------|--------|--------|--------|-------|--------|--|------|
| PROGRESSIVE TERRENO | -15.00 | -13.54 | -12.40 | -10.13 | | | | -2.16 | | | 3.47 | 4.13 | | 8.41 | 10.00 | | 15.00 | | | | |
| QUOTE TERRENO | 748.86 | 748.92 | 748.99 | 749.10 | | | | 749.50 | 749.63 | | 749.80 | 749.86 | | 750.32 | 750.46 | | 750.77 | | | | |
| DISTANZE PARZIALI TERRENO | 1.24 | 1.14 | 2.27 | | | 7.98 | | 2.16 | | 3.22 | 0.65 | | 3.90 | 1.59 | | 5.00 | | | | | |
| PROGRESSIVE PROGETTO | | | -10.42 | -10.27 | -9.98 | -9.61 | -6.35 | -5.85 | -5.35 | -4.85 | | | 2.75 | 3.25 | 3.75 | 4.25 | | 9.38 | | | |
| QUOTE PROGETTO | | | 749.12 | 749.12 | 749.12 | 749.12 | 746.94 | 746.61 | 746.61 | 746.94 | | | 747.04 | 746.99 | 746.65 | 746.65 | 746.99 | | 750.41 | | |
| DISTANZE PARZIALI PROGETTO | | | | 0.29 | 0.27 | | 3.27 | | 0.50 | 0.50 | 0.50 | | 4.85 | | 2.75 | 0.50 | 0.50 | 0.50 | 5.13 | | |
| DIFFERENZA QUOTE | | | 0.04 | 0.00 | | | | -2.34 | -2.70 | -2.72 | -2.42 | | | -2.59 | | -2.78 | -3.14 | -3.17 | -2.89 | | 0.00 |

TR-MU-8
 Sezione 15
 Progressiva: 0+420.00
 Scala: 1:200
 Quota Riferimento: 740.00



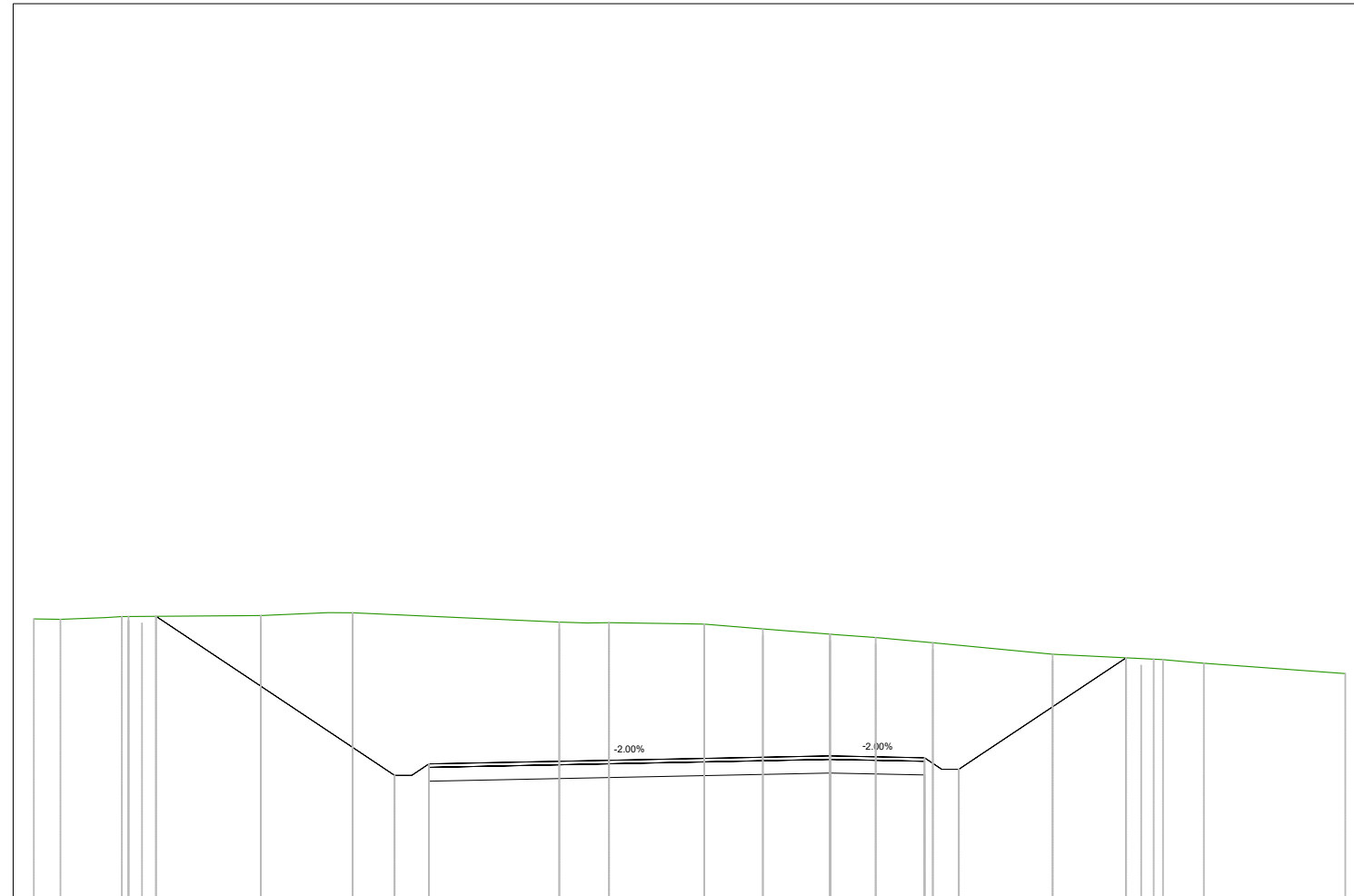
| | | | | | | | | | | | | | | | |
|----------------------------|--------|--------|--------|--------|--------|--------|--------|--------|--------|--------|--------|--------|--------|--------|--------|
| PROGRESSIVE TERRENO | -15.00 | -14.50 | | -8.00 | -5.09 | -4.41 | -0.61 | 0.00 | 0.62 | | 10.32 | 11.72 | 12.36 | 15.00 | |
| QUOTE TERRENO | 748.40 | 748.41 | | 748.67 | 748.79 | 748.80 | 749.04 | 749.07 | 749.10 | | 749.69 | 749.77 | 749.80 | 750.11 | |
| DISTANZE PARZIALI TERRENO | | | 6.50 | 2.91 | 0.68 | 3.80 | 0.00 | 0.62 | | 9.70 | | 1.40 | 2.64 | | |
| PROGRESSIVE PROGETTO | -11.45 | -11.24 | -10.95 | -10.64 | -7.98 | -7.48 | -6.98 | -6.48 | | 0.00 | 2.75 | 3.25 | 3.75 | 4.25 | 8.30 |
| QUOTE PROGETTO | 748.53 | 748.54 | 748.55 | 748.57 | 746.79 | 746.46 | 746.46 | 746.79 | | 746.92 | 746.86 | 746.53 | 746.53 | 746.86 | 749.56 |
| DISTANZE PARZIALI PROGETTO | | | | 0.29 | 2.66 | 0.50 | 0.50 | 0.50 | | 6.48 | 2.75 | 0.50 | 0.50 | 0.50 | 4.05 |
| DIFFERENZA QUOTE | | | -0.01 | -0.00 | -1.88 | -1.92 | -1.92 | -1.94 | | -2.15 | -2.36 | -2.43 | -2.43 | -2.43 | 0.00 |

TR-MU-8
 Sezione 16
 Progressiva: 0+450.00
 Scala: 1:200
 Quota Riferimento: 740.00



| | | | | | | | | | | | | | | | | | | | | | | | |
|----------------------------|--------|--------|--------|--------|--------|-------|--------|--------|--------|--------|--------|--------|--------|--------|--------|--------|--------|--------|--------|--------|--------|--------|--------|
| PROGRESSIVE TERRENO | -17.01 | | -13.02 | -11.65 | -9.35 | | -5.59 | -4.39 | -3.59 | | 0.92 | 1.80 | 2.95 | | 8.67 | 10.63 | 13.07 | 15.82 | | 19.69 | 20.47 | 20.70 | |
| QUOTE TERRENO | 749.36 | | 749.69 | 749.80 | 750.09 | | 750.54 | 750.70 | 750.80 | | 751.35 | 751.49 | 751.61 | 751.80 | | 752.44 | 752.80 | 753.23 | 753.80 | | 754.71 | 754.90 | 754.92 |
| DISTANZE PARZIALI TERRENO | | 3.99 | 1.37 | 2.30 | | 3.75 | 1.20 | 0.8 | 3.59 | 0.92 | 0.88 | 1.16 | | 5.72 | 1.96 | 2.44 | 2.75 | | 3.87 | | | | |
| PROGRESSIVE PROGETTO | | -13.70 | -13.68 | -13.23 | | -6.92 | -6.42 | -5.92 | -5.42 | | | 2.75 | 3.25 | 3.75 | 4.25 | | | | | 16.54 | | | |
| QUOTE PROGETTO | | 749.58 | 749.58 | 749.65 | 749.70 | | 745.73 | 745.39 | 745.39 | 745.73 | | 745.83 | 745.78 | 745.45 | 745.45 | 745.78 | | | | 753.97 | | | |
| DISTANZE PARZIALI PROGETTO | | | 0.29 | 0.35 | | 5.96 | | 0.50 | 0.50 | 5.42 | | 2.75 | 0.50 | 0.50 | 0.50 | | 12.29 | | | | | | |
| DIFFERENZA QUOTE | | -0.66 | -0.03 | 0.00 | | -4.66 | -5.05 | -5.11 | -2.84 | | -5.51 | -0.99 | -0.37 | -0.44 | -6.17 | | | | 0.00 | | | | |

TR-MU-8
 Sezione 17
 Progressiva: 0+480.00
 Scala: 1:200
 Quota Riferimento: 740.00



| | | | | | | | | | | | | | | | | | | | | |
|----------------------------|--------|--------|--------|--------|--------|--------|--------|--------|--------|--------|--------|--------|--------|--------|--------|--------|--------|--------|--------|--|
| PROGRESSIVE TERRENO | -23.18 | -22.41 | -20.62 | -16.57 | -14.62 | -13.90 | -7.88 | -7.07 | -6.43 | -3.66 | -1.96 | 1.33 | 2.99 | 6.48 | 9.69 | 10.20 | 10.88 | 15.00 | | |
| QUOTE TERRENO | 748.09 | 748.08 | 748.16 | 748.19 | 748.27 | 748.27 | 748.00 | 747.97 | 747.98 | 747.94 | 747.80 | 747.65 | 747.55 | 747.39 | 747.06 | 746.90 | 746.86 | 746.80 | 746.50 | |
| DISTANZE PARZIALI TERRENO | 0.78 | 1.31 | 4.05 | 1.96 | 0.72 | 6.02 | 0.80 | 0.63 | 2.34 | 1.70 | 1.96 | 1.13 | 1.66 | 3.49 | 3.21 | 0.51 | 0.68 | 4.12 | | |
| PROGRESSIVE PROGETTO | | | -20.43 | -19.63 | | -13.18 | | -12.68 | | -12.18 | -11.68 | | 2.75 | 3.25 | 3.75 | 4.25 | | 8.62 | | |
| QUOTE PROGETTO | | | 748.04 | 748.17 | | 743.87 | | 743.54 | | 743.54 | 743.87 | | 744.10 | 744.05 | 743.71 | 743.71 | 744.05 | | 746.96 | |
| DISTANZE PARZIALI PROGETTO | | | 0.80 | | 6.45 | | 0.50 | 0.50 | 0.50 | 11.88 | | | 2.75 | 0.50 | 0.50 | 0.50 | 4.37 | | | |
| DIFFERENZA QUOTE | | | -0.12 | -0.00 | | -4.37 | | -4.68 | | -4.30 | | -3.54 | | -3.37 | -3.86 | -3.91 | -3.23 | | 0.00 | |

TR-MU-8

Sezione 18

Progressiva: 0+510.00

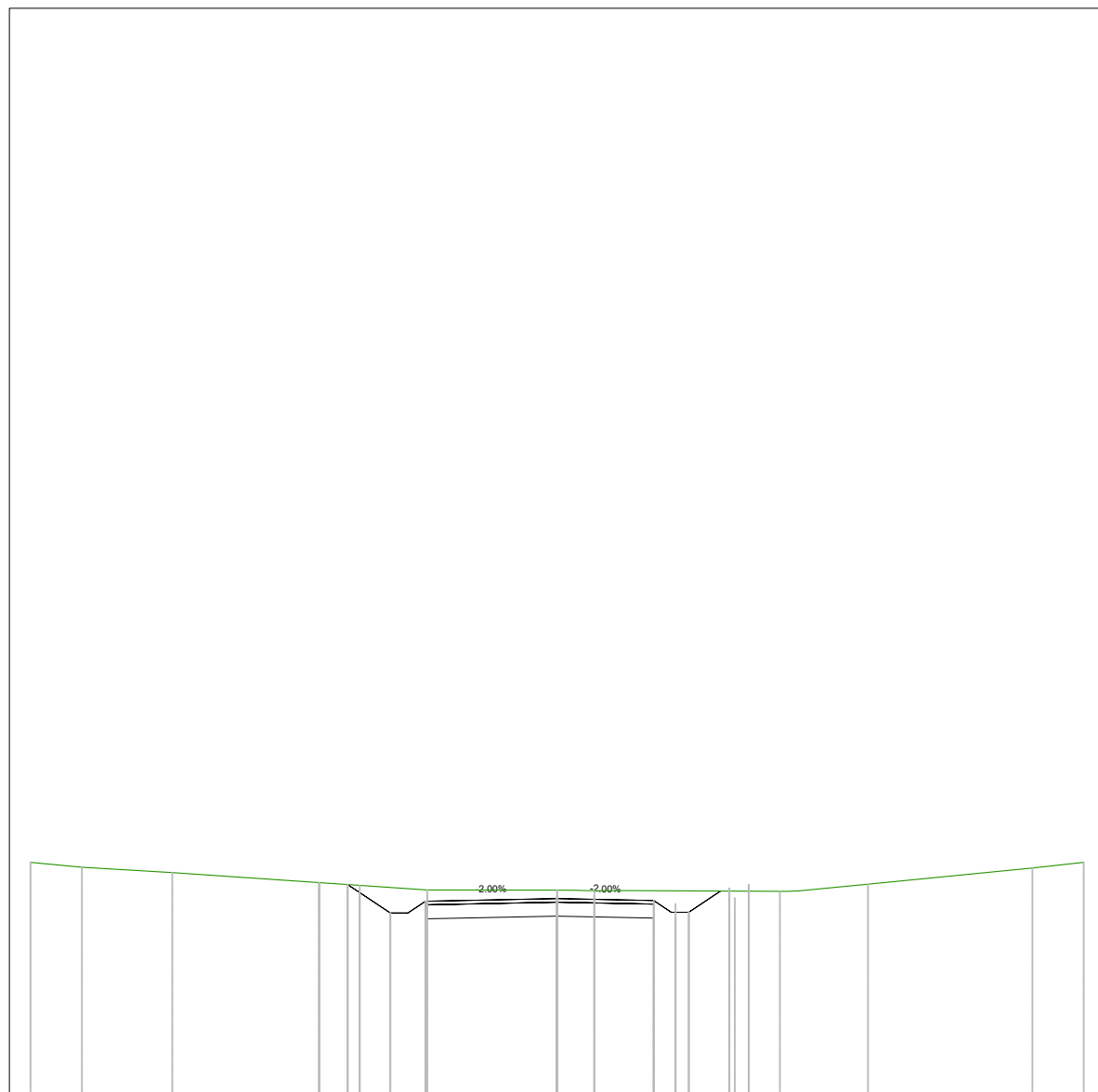
Scala: 1:200

Quota Riferimento: 740.00




| | | | | | | | | | | | | | | | |
|----------------------------|--------|--------|--------|--------|--------|--------|--------|--------|--------|--------|--------|--------|--------|--------|--------|
| PROGRESSIVE TERRENO | -15.00 | -12.63 | -8.45 | -6.46 | -3.77 | -3.07 | -2.10 | | 6.57 | 7.45 | 10.36 | 15.00 | | | |
| QUOTE TERRENO | 744.58 | 744.40 | 744.14 | 744.01 | 743.80 | 743.75 | 743.70 | 743.59 | 743.24 | 743.22 | 743.18 | 743.18 | | | |
| DISTANZE PARZIALI TERRENO | 2.37 | 4.18 | 2.00 | 2.69 | 0.70 | 0.96 | 2.10 | 6.57 | 2.91 | 4.64 | | | | | |
| PROGRESSIVE PROGETTO | | -12.96 | -12.14 | -8.92 | -8.42 | -7.92 | -7.42 | | 2.75 | 3.25 | 3.75 | 4.25 | 5.71 | 6.45 | 6.51 |
| QUOTE PROGETTO | | 744.39 | 744.37 | 742.22 | 741.89 | 741.89 | 742.22 | 742.37 | 742.32 | 741.98 | 741.98 | 742.32 | 743.29 | 743.38 | 743.39 |
| DISTANZE PARZIALI PROGETTO | | 0.82 | 3.22 | 0.50 | 0.50 | 0.50 | 7.42 | 2.75 | 0.50 | 0.50 | 0.50 | 1.46 | 0.75 | | |
| DIFFERENZA QUOTE | | -0.04 | 0.00 | -1.94 | -2.95 | -2.93 | -1.65 | -1.22 | -1.13 | -1.41 | -1.41 | -1.05 | 0.00 | 0.14 | |

TR-MU-8
 Sezione 19
 Progressiva: 0+540.00
 Scala: 1:200
 Quota Riferimento: 735.00



| | | | | | | | | | | | | | | | | | |
|----------------------------|--------|--------|--------|--------|--------|--------|--------|--------|--------|--------|--------|--------|--------|--------|--------|--------|--------|
| PROGRESSIVE TERRENO | -15.00 | -13.53 | -10.96 | -5.62 | -3.70 | 0.00 | 0.51 | 1.06 | 1.94 | 6.35 | 6.93 | 8.86 | 13.54 | 15.00 | | | |
| QUOTE TERRENO | 741.67 | 741.53 | 741.38 | 741.02 | 740.89 | 740.88 | 740.88 | 740.86 | 740.87 | 740.85 | 740.86 | 741.05 | 741.51 | 741.67 | | | |
| DISTANZE PARZIALI TERRENO | 1.47 | 2.57 | 5.34 | 1.92 | 3.70 | 0.51 | 0.89 | 4.40 | | 1.93 | 4.68 | 1.46 | | | | | |
| PROGRESSIVE PROGETTO | | | | -6.78 | -5.96 | -5.25 | -4.75 | -4.25 | -3.75 | 0.00 | 2.75 | 3.25 | 3.75 | 4.25 | 4.66 | 4.92 | 5.46 |
| QUOTE PROGETTO | | | | 741.08 | 741.04 | 740.56 | 740.23 | 740.23 | 740.56 | 740.64 | 740.58 | 740.25 | 740.25 | 740.58 | 740.86 | 740.93 | 741.04 |
| DISTANZE PARZIALI PROGETTO | | | | 0.82 | 0.71 | 0.50 | 0.50 | 0.50 | 3.75 | | 2.75 | 0.50 | 0.50 | 0.50 | 0.41 | 0.08 | 0.33 |
| DIFFERENZA QUOTE | | | | -0.01 | 0.00 | -0.43 | -0.68 | -0.68 | -0.33 | -0.24 | | -0.28 | -0.61 | -0.61 | -0.27 | -0.08 | -0.19 |

TR-MU-8
 Sezione 20
 Progressiva: 0+570.00
 Scala: 1:200
 Quota Riferimento: 730.00



| | | | | | | | | | | | | | | | |
|----------------------------|--------|--------|--------|--------|--------|--------|--------|--------|--------|--------|--------|--------|--------|--------|--------|
| PROGRESSIVE TERRENO | -15.00 | -10.38 | -7.98 | -7.05 | -5.82 | -2.37 | 0.00 | 5.57 | 8.40 | 14.76 | 15.00 | | | | |
| QUOTE TERRENO | 738.08 | 738.13 | 738.10 | 738.13 | 738.20 | 738.54 | 738.80 | 739.42 | 739.80 | 740.60 | 740.63 | | | | |
| DISTANZE PARZIALI TERRENO | 4.62 | 1.95 | 0.93 | 1.23 | 3.17 | 2.34 | 5.57 | 2.83 | 6.37 | | | | | | |
| PROGRESSIVE PROGETTO | | | -6.06 | -5.53 | -5.03 | -4.53 | -3.77 | 2.75 | 3.25 | 3.75 | 4.25 | 5.01 | 5.44 | 5.87 | |
| QUOTE PROGETTO | | | 738.18 | 737.83 | 737.82 | 738.32 | 738.83 | 738.91 | 738.85 | 738.52 | 738.52 | 738.85 | 739.36 | 739.47 | 739.53 |
| DISTANZE PARZIALI PROGETTO | | | | 0.52 | 0.49 | 0.50 | 0.76 | 3.77 | 2.75 | 0.50 | 0.50 | 0.50 | 0.76 | 0.44 | |
| DIFFERENZA QUOTE | | | 0.00 | -0.39 | -0.45 | -0.00 | -0.43 | -0.10 | -0.26 | -0.65 | -0.70 | -0.42 | 0.00 | 0.07 | |

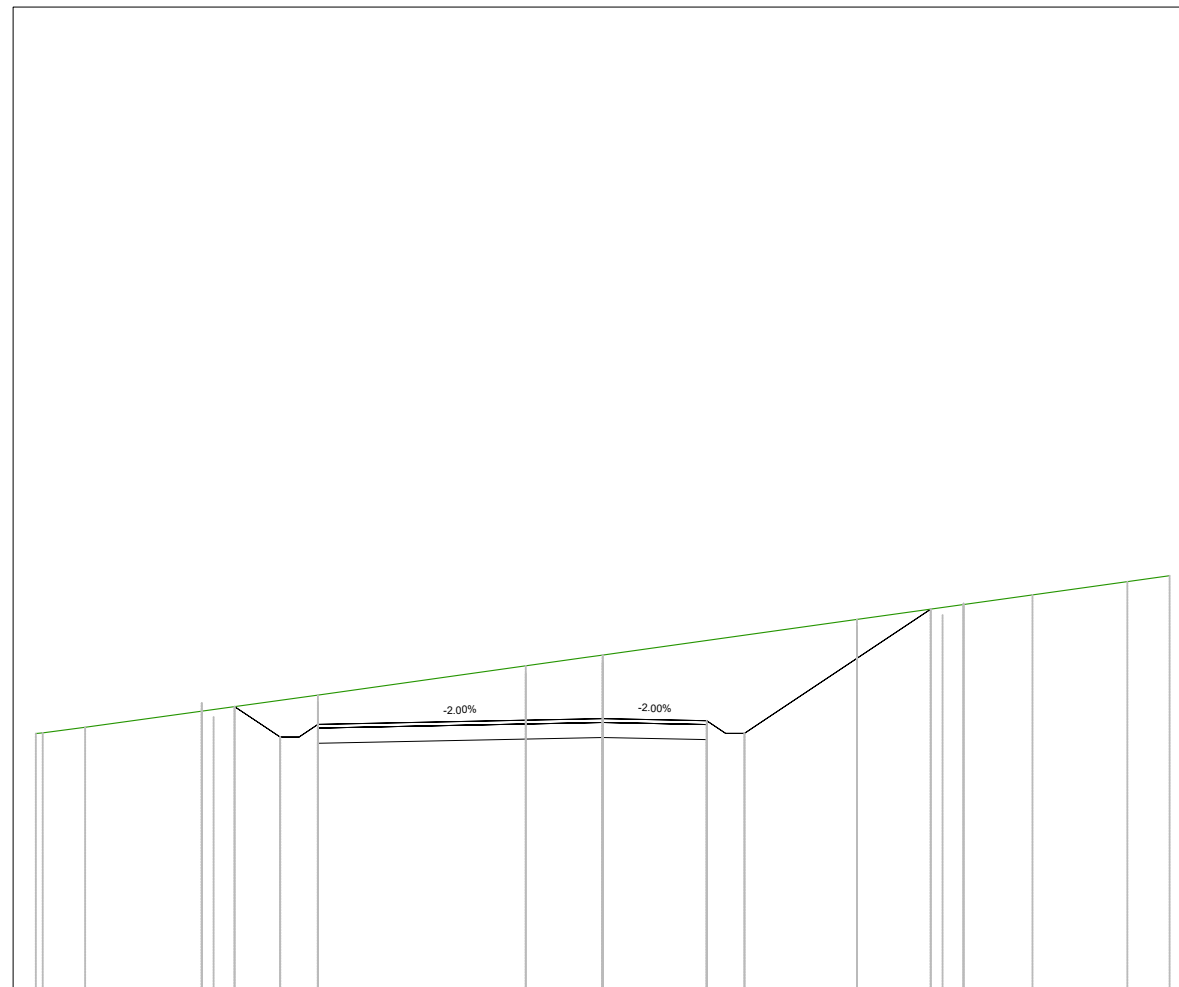
TR-MU-8

Sezione 21

Progressiva: 0+600.00

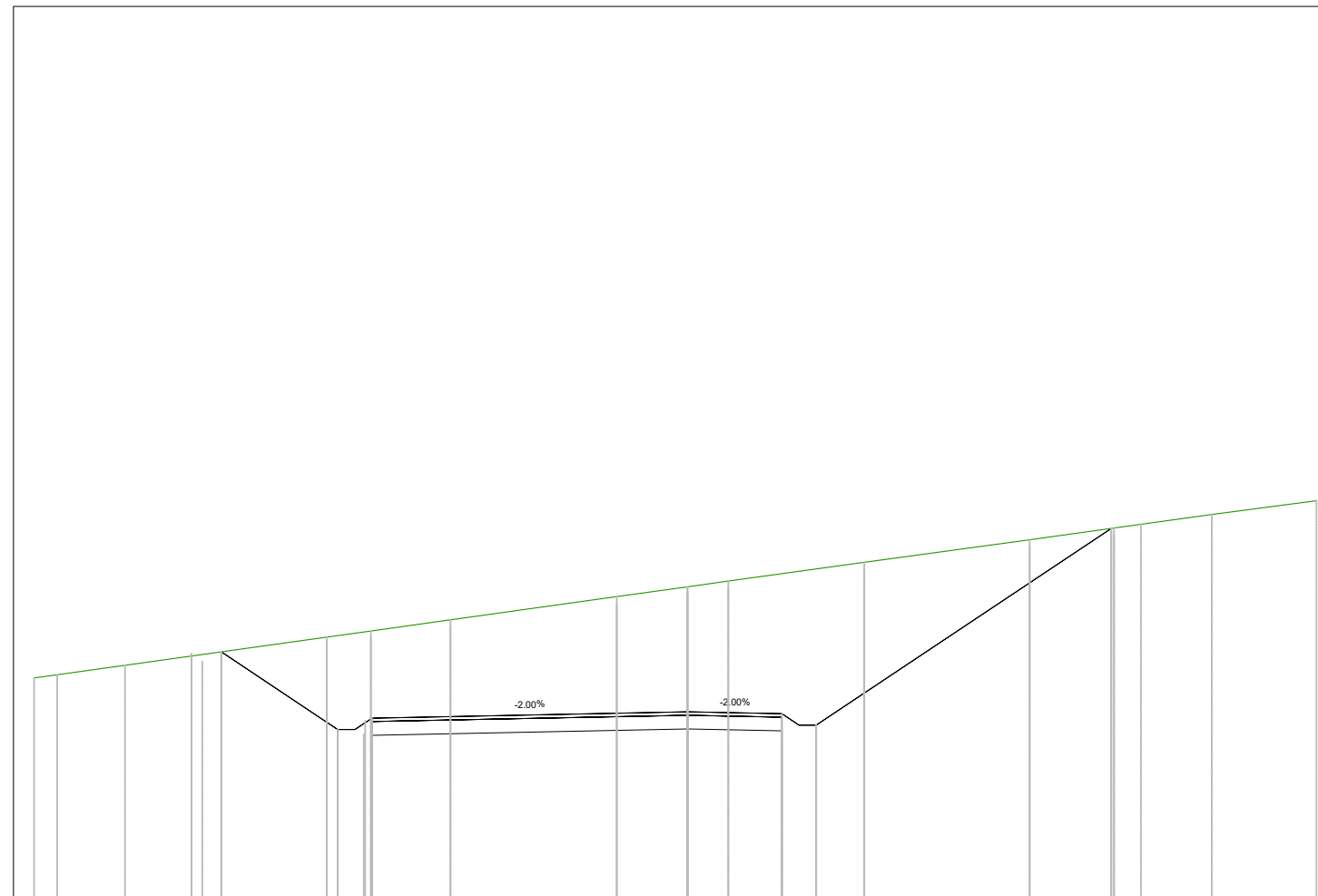
Scala: 1:200

Quota Riferimento: 730.00



| | | | | | | | | | | | | | | | | |
|----------------------------|--------|--------|--------|--------|--------|--------|--------|--------|--------|--------|--------|--------|--------|--------|--------|--------|
| PROGRESSIVE TERRENO | -15.00 | -14.82 | -13.69 | -7.54 | -2.04 | 0.00 | 6.73 | 11.37 | 13.88 | 15.00 | | | | | | |
| QUOTE TERRENO | 736.78 | 736.80 | 736.95 | 737.80 | 738.57 | 738.86 | 739.80 | 740.45 | 740.80 | 740.96 | | | | | | |
| DISTANZE PARZIALI TERRENO | 1.12 | 6.16 | 5.50 | 1.63 | 6.43 | 4.65 | 2.51 | 1.12 | | | | | | | | |
| PROGRESSIVE PROGETTO | | -10.61 | -9.74 | -9.03 | -8.53 | -8.03 | -7.53 | 2.75 | 3.25 | 3.75 | 4.25 | 8.68 | 9.01 | 9.34 | 9.55 | |
| QUOTE PROGETTO | | 737.59 | 737.50 | 737.02 | 736.69 | 736.69 | 737.02 | 737.18 | 737.12 | 736.79 | 736.79 | 737.12 | 740.07 | 740.13 | 740.18 | 740.22 |
| DISTANZE PARZIALI PROGETTO | | 0.87 | 0.71 | 0.50 | 0.50 | 0.50 | 7.53 | 2.75 | 0.50 | 0.50 | 0.50 | 4.43 | 0.33 | 0.03 | | |
| DIFFERENZA QUOTE | | -0.21 | -0.00 | -0.57 | -0.97 | -1.04 | -0.78 | -1.68 | -2.12 | -2.53 | -2.83 | -2.33 | 4.43 | 0.00 | 0.01 | 0.03 |

TR-MU-8
 Sezione 22
 Progressiva: 0+630.00
 Scala: 1:200
 Quota Riferimento: 730.00



| | | | | | | | | | | | | | | | | | | | |
|----------------------------|--------|--------|--------|--------|--------|--------|--------|--------|--------|--------|--------|--------|--------|--------|--------|--------|--------|--------|--------|
| PROGRESSIVE TERRENO | -19.05 | -18.38 | -16.40 | | | -10.52 | -9.23 | -6.91 | | -2.06 | | 1.19 | | 5.15 | | 9.97 | 12.43 | 15.28 | 18.33 |
| QUOTE TERRENO | 736.43 | 736.52 | 736.80 | | | 737.62 | 737.80 | 738.12 | | 738.80 | 739.09 | 739.25 | | 739.80 | | 740.46 | 740.80 | 741.20 | 741.60 |
| DISTANZE PARZIALI TERRENO | 0.67 | 1.98 | | 5.88 | | 1.29 | 2.32 | | 4.85 | 2.06 | 1.19 | 3.96 | | 4.82 | 2.46 | 2.85 | 3.05 | | |
| PROGRESSIVE PROGETTO | | | -14.46 | -14.19 | -13.93 | -13.59 | -10.69 | -10.19 | -9.69 | -9.19 | | 2.75 | 3.25 | 3.75 | 4.25 | | 12.35 | | |
| QUOTE PROGETTO | | | 737.13 | 737.12 | 737.13 | 737.19 | 735.26 | 734.93 | 734.93 | 735.26 | | 735.44 | 735.39 | 735.06 | 735.06 | 735.39 | | 740.79 | |
| DISTANZE PARZIALI PROGETTO | | | | 0.30 | | 2.90 | 0.50 | 0.50 | 0.50 | | 9.19 | | 2.75 | 0.50 | 0.50 | 0.50 | | 8.10 | |
| DIFFERENZA QUOTE | | | -0.06 | -0.00 | | -2.34 | -2.64 | -2.81 | -2.54 | | -3.64 | | 4.08 | 4.18 | 4.29 | | 0.00 | | |

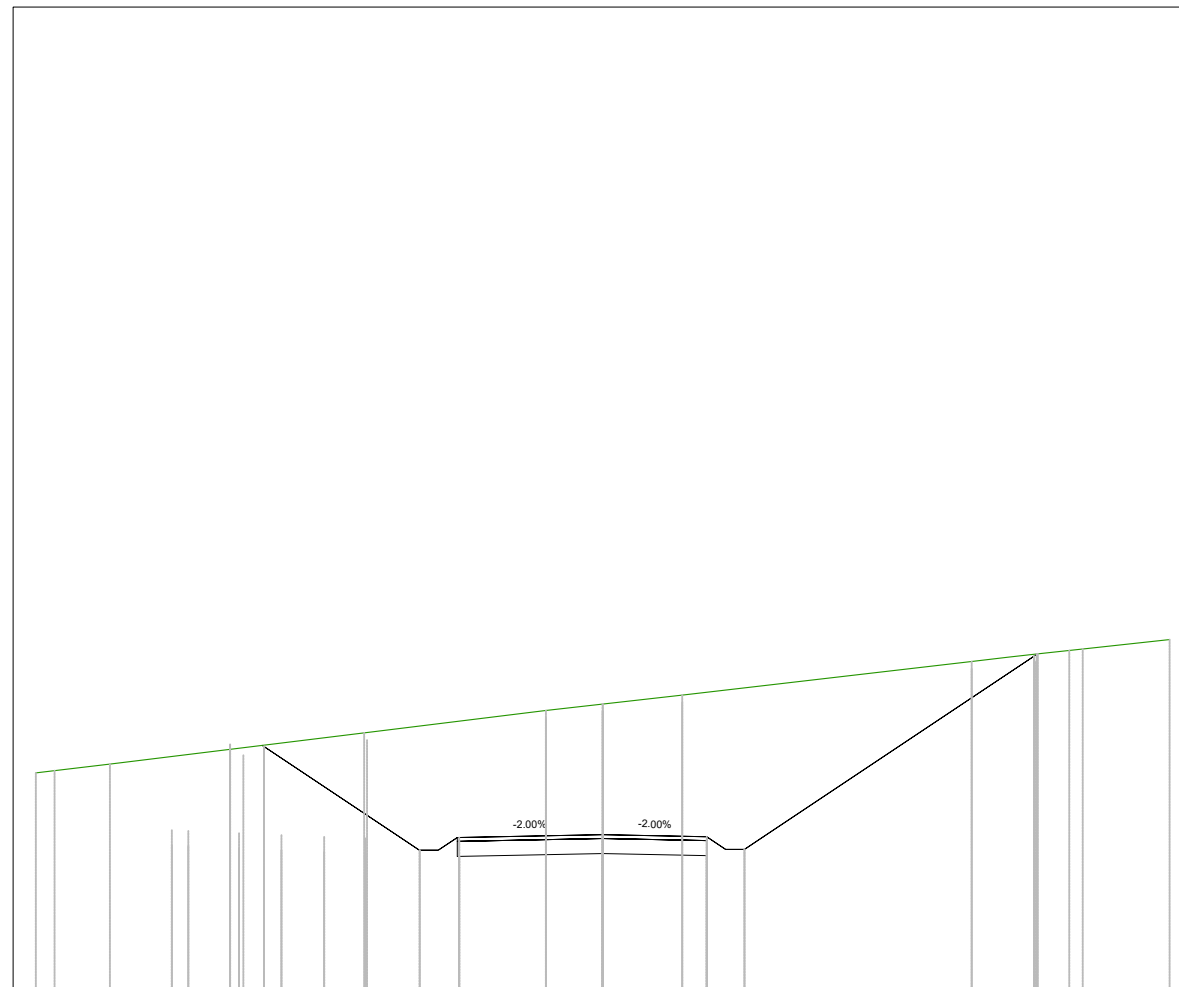
TR-MU-8

Sezione 23

Progressiva: 0+657.97

Scala: 1:200

Quota Riferimento: 730.00



| | | | | | | | | | | | | | | | |
|----------------------------|--------|--------|--------|--------|--------|--------|--------|--------|--------|--------|--------|--------|--------|--------|--------|
| PROGRESSIVE TERRENO | -15.00 | -14.50 | -13.04 | -6.31 | -1.50 | 2.11 | 9.76 | 10.73 | 11.48 | 12.70 | 15.00 | | | | |
| QUOTE TERRENO | 735.74 | 735.80 | 735.98 | 736.80 | 737.39 | 737.56 | 737.80 | 738.69 | 738.80 | 738.89 | 739.02 | 739.27 | | | |
| DISTANZE PARZIALI TERRENO | 0.50 | 1.46 | 6.73 | 4.81 | 1.50 | 2.11 | 7.66 | 0.90 | 0.75 | 1.22 | 2.30 | | | | |
| PROGRESSIVE PROGETTO | | | -9.86 | -8.96 | -5.34 | -4.84 | -4.34 | -3.80 | 2.75 | 3.25 | 3.75 | 4.25 | 11.41 | 11.50 | |
| QUOTE PROGETTO | | | 736.49 | 736.44 | 734.03 | 733.70 | 733.70 | 734.03 | 734.11 | 734.05 | 733.72 | 733.72 | 734.05 | 738.83 | 738.89 |
| DISTANZE PARZIALI PROGETTO | | | 0.65 | 3.61 | 0.49 | 0.49 | 0.49 | 3.80 | 2.72 | 0.49 | 0.49 | 0.49 | 7.16 | | |
| DIFFERENZA QUOTE | | | -0.13 | -0.04 | -2.89 | -3.54 | -3.08 | -3.45 | -3.82 | -4.21 | -4.57 | -4.00 | -0.05 | | |

Sezioni TR-MU-10

Legenda



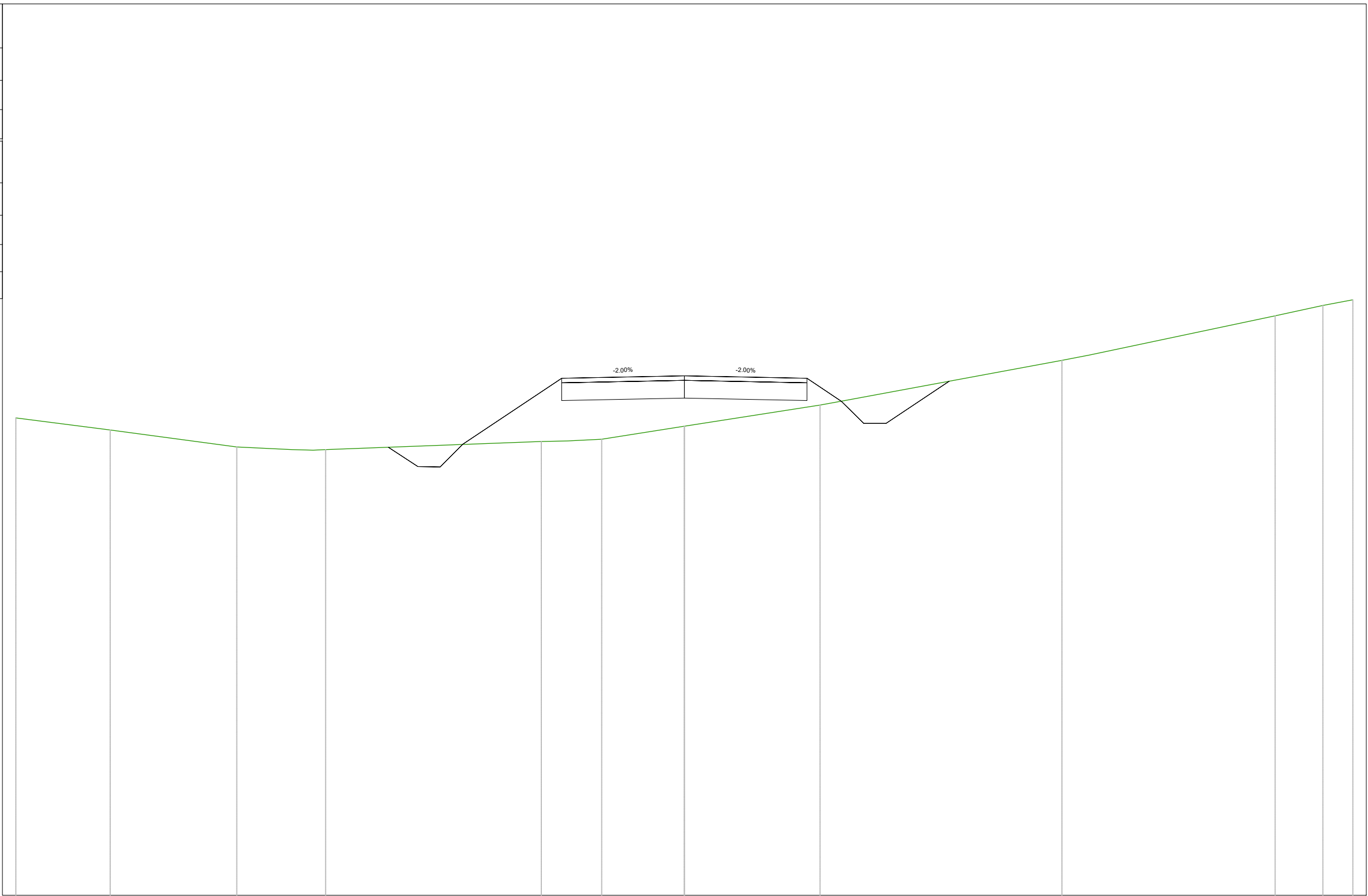
Progetto



Terreno esistente

| Quantità pavimentazione | |
|---------------------------|-----------|
| Strato | Area (m²) |
| Finitura pavimentazione | 0.55 |
| Fondazione pavimentazione | 2.20 |

| Quantità movimento terre | |
|--------------------------|-----------|
| Tipologia | Area (mq) |
| Riporto | 6.83 |
| Scotico | 1.95 |
| Sterro | 1.09 |

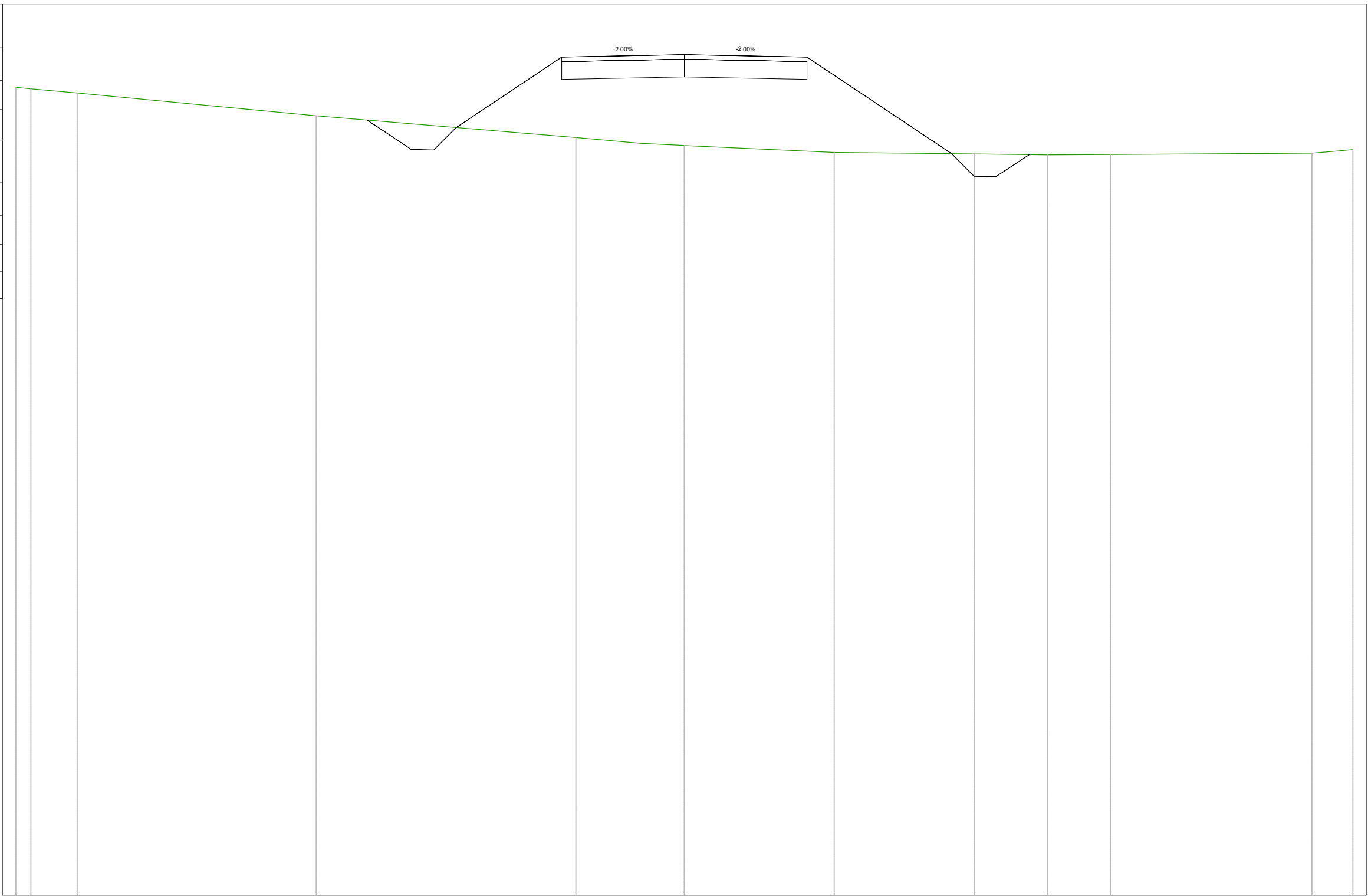


TR-MU-10
 Sezione 2
 Progressiva: 0+050.00
 Scala: 1:100
 Quota Riferimento: 760.00

| | | | | | | | | | | | | | | | | | | | | |
|----------------------------|--------|--------|--------|--------|--------|--------|--------|--------|--------|--------|--------|--------|--|--------|--------|--------|--------|--------|--------|--------|
| PROGRESSIVE TERRENO | -15.00 | -12.88 | -10.04 | -8.80 | -8.05 | | -3.21 | -2.61 | -1.85 | | 3.04 | 3.63 | | 8.47 | 9.09 | | 13.25 | 14.32 | 15.00 | |
| QUOTE TERRENO | 770.71 | 770.44 | 770.06 | 770.00 | 770.00 | | 770.18 | 770.19 | 770.23 | 770.52 | 771.00 | 771.10 | | 772.00 | 772.12 | | 773.00 | 773.23 | 773.36 | |
| DISTANZE PARZIALI TERRENO | | 2.12 | 2.84 | 1.24 | | 4.84 | 0.60 | 0.76 | 1.85 | | 3.04 | 0.58 | | 4.85 | 0.61 | 4.17 | | 1.07 | 0.68 | |
| PROGRESSIVE PROGETTO | | | | | | -6.64 | -5.98 | -5.48 | -4.98 | | -2.75 | | | 2.75 | 3.52 | 4.02 | 4.51 | | 5.94 | |
| QUOTE PROGETTO | | | | | | 770.05 | 769.62 | 769.61 | 770.12 | | 771.60 | | | 771.65 | 771.60 | 771.08 | 770.60 | 770.59 | 771.53 | 771.65 |
| DISTANZE PARZIALI PROGETTO | | | | | | 0.64 | 0.49 | 0.50 | 2.23 | | 2.75 | | | 2.75 | 0.77 | 0.49 | 0.48 | 1.36 | | |
| DIFFERENZA QUOTE | | | | | | -0.00 | -0.46 | -0.49 | -0.00 | | -1.41 | | | -1.13 | -0.65 | -0.00 | -0.59 | -0.68 | -0.00 | |

| Quantità pavimentazione | |
|---------------------------|-----------|
| Strato | Area (m²) |
| Finitura pavimentazione | 0.55 |
| Fondazione pavimentazione | 2.20 |

| Quantità movimento terre | |
|--------------------------|-----------|
| Tipologia | Area (mq) |
| Riporto | 16.05 |
| Scotico | 2.46 |
| Sterro | 0.39 |

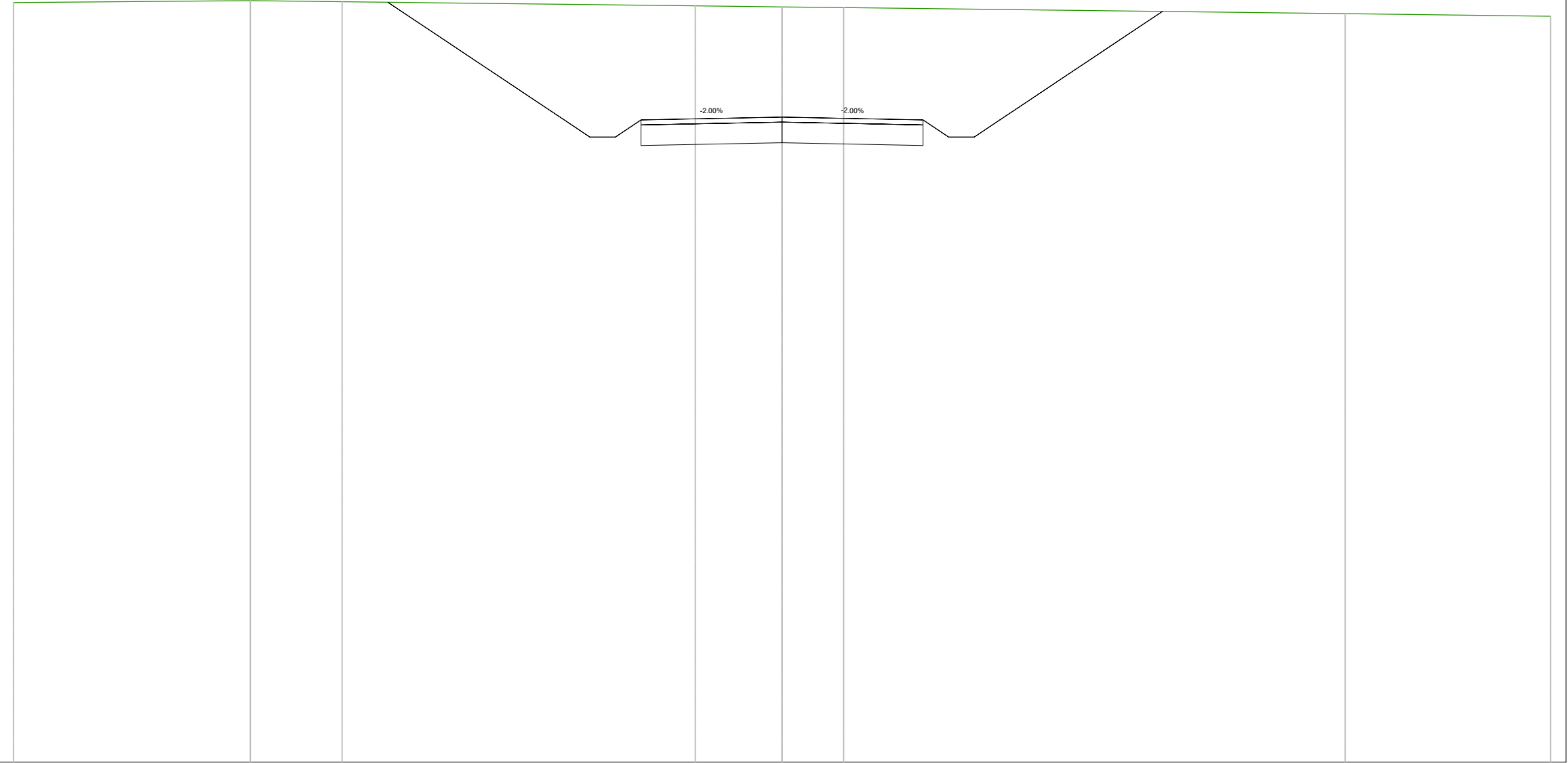


TR-MU-10
 Sezione 3
 Progressiva: 0+100.00
 Scala: 1:100
 Quota Riferimento: 760.00

| | | | | | | | | | | | | | | |
|----------------------------|--------|--------|--------|--------|--------|--------|--------|--------|--------|--------|--------|--------|--------|--------|
| PROGRESSIVE TERRENO | -15.00 | -14.66 | -13.62 | -8.26 | -2.43 | -0.97 | 3.36 | 6.50 | 8.15 | 9.56 | 14.08 | 14.64 | 15.00 | |
| QUOTE TERRENO | 778.13 | 778.09 | 778.00 | 777.49 | 777.00 | 776.87 | 776.82 | 776.67 | 776.63 | 776.61 | 776.62 | 776.65 | 776.69 | 776.73 |
| DISTANZE PARZIALI TERRENO | | 1.04 | 5.36 | | | 1.47 | 0.97 | 3.33 | 3.14 | 1.65 | 1.41 | 4.52 | 0.56 | |
| PROGRESSIVE PROGETTO | | | | | | -7.11 | -7.10 | -6.12 | -5.62 | -5.12 | | | | |
| QUOTE PROGETTO | | | | | | 777.39 | 777.38 | 776.73 | 776.72 | 777.22 | | | | |
| DISTANZE PARZIALI PROGETTO | | | | | | | 0.98 | 0.50 | 0.50 | 2.37 | | | | |
| DIFFERENZA QUOTE | | | | | | -0.00 | -0.58 | -0.54 | -0.00 | -1.78 | | | | |

| Quantità pavimentazione | |
|---------------------------|-----------|
| Strato | Area (m²) |
| Finitura pavimentazione | 0.55 |
| Fondazione pavimentazione | 2.20 |

| Quantità movimento terre | |
|--------------------------|-----------|
| Tipologia | Area (mq) |
| Riporto | 0.06 |
| Scotico | 3.26 |
| Sterro | 26.35 |



TR-MU-10
 Sezione 5
 Progressiva: 0+196.03
 Scala: 1:100
 Quota Riferimento: 780.00

| | | | | | | | | | | | | | | | |
|----------------------------|--------|--------|--------|--------|--------|--------|--------|--------|--------|--------|--------|--------|--------|--------|--------|
| PROGRESSIVE TERRENO | -15.00 | -10.38 | -8.58 | | -1.69 | 0.00 | 1.20 | | 10.99 | 15.00 | | | | | |
| QUOTE TERRENO | 794.82 | 794.87 | 794.84 | | 794.76 | 794.74 | 794.73 | | 794.61 | 794.56 | | | | | |
| DISTANZE PARZIALI TERRENO | 4.62 | 1.79 | | 6.89 | 1.69 | 1.20 | | 9.79 | | 4.01 | | | | | |
| PROGRESSIVE PROGETTO | | | -7.70 | -7.43 | -4.25 | -3.75 | -3.25 | -2.75 | 0.00 | 2.54 | 3.21 | 3.71 | 4.21 | 7.18 | 7.42 |
| QUOTE PROGETTO | | | 794.83 | 794.66 | 792.54 | 792.20 | 792.20 | 792.54 | 792.59 | 792.54 | 792.23 | 792.20 | 792.51 | 794.49 | 794.65 |
| DISTANZE PARZIALI PROGETTO | | | 0.26 | 3.18 | 0.46 | 0.46 | 0.46 | 2.54 | | 2.54 | 0.46 | 0.46 | 0.46 | 2.93 | 0.24 |
| DIFFERENZA QUOTE | | | -0.00 | -0.17 | -2.26 | -2.58 | -2.58 | -2.24 | -2.15 | -2.17 | -2.47 | -2.49 | -2.18 | -0.16 | -0.00 |