

Impianto agrivoltaico
G R _ M A N D A S
della potenza di 26,576 MWp DC
(26,025 MW AC in immissione)

REGIONE AUTONOMA DELLA SARDEGNA
COMUNI DI GESICO E MANDAS

STUDIO DI IMPATTO AMBIENTALE

Elaborato:

Settembre 2023

137PRG651D 00

Datasheet Skid e Inverter

PROPONENTE:



GREENERGY RINNOVABILI 10 S.R.L.
Via Borgonuovo, 9 - 20121 Milano
P.IVA 11892590966

REDATTORE SIA - CAPOGRUPPO:



EGERIA

ingegneria per l'ambiente

Corso V.Emanuele II, 90 Cagliari
P.Iva 03528400926
Tel. +39 328 82 88 328
info.egeria@gmail.com - www.egeriagroup.net

GRUPPO
DI
LAVORO

Dott. Ing. Barbara Dessì (EGERIA)
Dott.ssa Arch. Elisabetta Erika Zucca (EGERIA)
Dott.ssa Ing. Elisa Mura (EGERIA)
Dott. Ing. Marco A. L. Murru (Ingegnere elettrico)
Dott. Archeol. Marco Cabras (Archeologo)
Dott. Geol. Nicola Demurtas (Geologo)
Dott. Nat. Francesco Mascia (Botanico e Agrotecnico)
Dott. Nat. Maurizio Medda (Faunista)
Dott. Agr. Pasqualino Tammaro (Agronomo)
Dott. Piero Angelo Salvatore Rubiu (Tecnico compet. in Acustica Ambientale)

PURE ENERGY

SOLAR SOLUTIONS

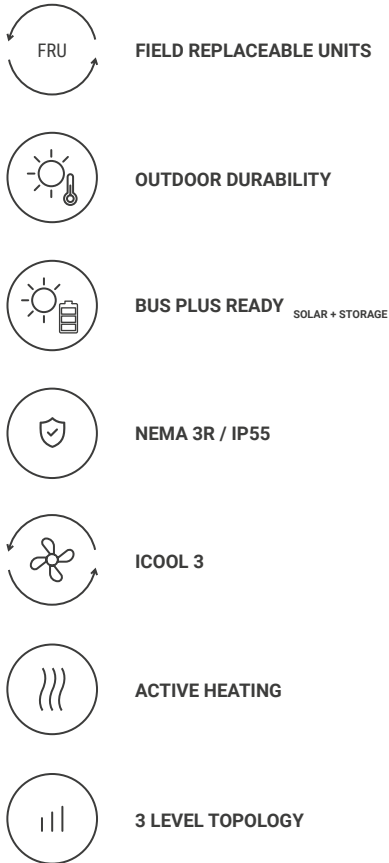
INVERTERS | STATIONS





HEMK

UTILITY SCALE CENTRAL STRING INVERTER



COMBINING THE BENEFITS OF CENTRAL AND STRING INVERTERS

The HEMK is the second generation 1500V inverter, based on the more than proven HEC V1500. This modular solar inverter offers the advantages of both central and string inverters. Reaching a very high power density, and an output power of 3.8 MW at 40°C, it is available in 6 different AC voltages, providing the flexibility to choose the best solution for each PV plant. The power stage architecture, composed of six field replaceable units (FRU), is designed to provide the highest availability and optimize yield production.

The Bus Plus ready feature allows the connection of up to six Freemaq DC/DC converters. It is the most cost competitive solution for solar-plus-storage retrofits.

The innovative iCOOL3 cooling system allows the HEMK to be installed in the harshest environments, thanks to a degree of protection of up to IP55. This advanced air-cooling system, reduces the OPEX cost compared to other cooling solutions, that need the use of complex liquid-cooling systems.

The HEMK has been designed to be the lowest LCOE solution in the market in solar applications.

HEMK inverter modules have a design life of greater than 30 years of operation in harsh environments and extreme weather conditions. HEMK units are tested and ready to withstand conditions from the frozen Siberian tundra to the Californian Death Valley, featuring:

Totally sealed electronics cabinet protects electronics against dust and moisture.

Conformal coating on electronic boards shields PCBs from harsh atmospheres.

Temperature and humidity controlled active heating prevents internal water condensation.

C4 degree of protection according to ISO 12944. Up to C5-M optional.

Closed-Cell insulation panel isolates the cabinet from solar heat gains.

Roof cover designed to dissipate solar radiation, reduce heat build-up and avoid water leakages.

The solid HEMK structure avoids the need of additional external structures.


Random units selected to pass a Factory Water Tightness Test ensuring product quality.

NEMA 3R / IP55.

COMPACT DESIGN - EASY TO SERVICE

By providing full front access the HEMK series simplifies the maintenance tasks, reducing the MTTR (and achieving a lower OPEX). The total access allows a fast swap of the FRUs without the need of qualified technical personnel.

With the HEMK, Power Electronics offers its most compact solution, achieving 3.8 MW in just 12ft long, reducing installation costs and labor time, and therefore will minimize the LCOE.



STRING CONCEPT POWER STAGES

The HEMK combines the advantages of a central inverter with the modularity of the string inverters. Its power stages are designed to be easily replaceable on the field without the need of advanced technical service personnel, providing a safe, reliable and fast Plug&Play assembly system.

Following the modular philosophy of the Freesun series, the HEMK is composed of 6 FRUs (field replaceable units), where all the power stages are physically joined in the DC side and therefore, in the event of a fault, the faulty module is taken off-line and its power is distributed evenly among the remaining functioning FRUs.



INNOVATIVE COOLING SYSTEM

Based on more than 3 years of experience with our MV Variable Speed Drive, the iCOOL3 system allows to get IP55 degree of protection in an outdoor solar inverter. iCOOL3 delivers a constant stream of clean air to the FRUs, being the most effective way of reaching up to IP55 degree of protec-

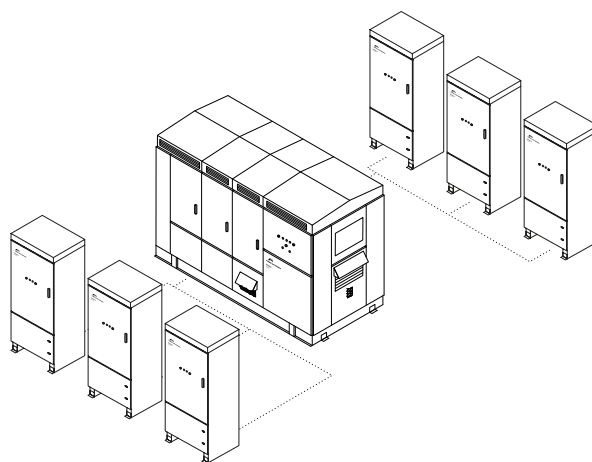
tion, without having to maintain cumbersome dust filters or having to use liquid-cooling systems, avoiding the commonly known inconveniences of it (complex maintenance, risk of leaks, higher number of components...), therefore resulting in an OPEX cost reduction and a LCOE improvement.



BUS PLUS READY - SOLAR + STORAGE

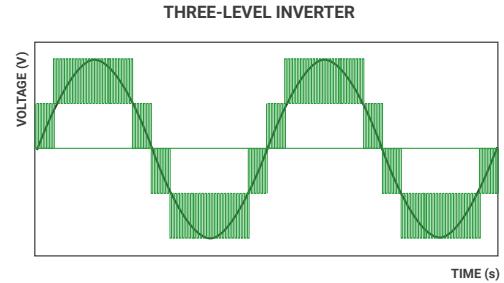
The Bus Plus feature allows the connection of up to six Freemaq DC/DC converters. It is the most cost competitive solution for solar-plus-storage retrofits. It prevents from additional connections out of the inverter between the DC/DC converters and the PV field. This solution provides considerable savings in CAPEX.

Power Electronics Freemaq DC/DC is a modular outdoor solution available from 500 kW to 3000 kW, fully compatible with different battery technologies and manufacturers. Freemaq DC/DC converter allows clipping energy recovery that will boost customer revenues and avoids the installation of additional station with a dedicated MV transformer.



MULTILEVEL TOPOLOGY

The multilevel IGBT topology is the most efficient approach to manage high DC link voltages and makes the difference in the 1,500 Vdc design. Power Electronics has many years of power design in both inverters and MV drives and the HEMK design is the result of our experience with 3 level topologies. The 3 level IGBT topology reduces stage losses, increases inverter efficiency and minimizes total harmonic distortion. High efficiency to deliver the lowest LCOE.



VAR AT NIGHT

At night, in case of solar applications, the HEMK inverter can shift to reactive power compensation mode. The inverter can respond to an external dynamic signal, a Power Plant Controller command or pre-set reactive power level (kVAR).

ACTIVE HEATING

At night, when the unit is not actively exporting power, the inverter can import a small amount of power to keep the inverter internal ambient temperature above -20°C, without using external resistors.

This autonomous heating system is the most efficient and homogeneous way to prevent condensation, increasing the inverters availability and reducing maintenance. **PATENTED**

EASY TO MONITOR

The Freesun app is the easiest way to monitor the status of our inverters. All our inverters come with built-in wifi, allowing remote connectivity to any smart device for detailed updates

and information without the need to open cabinet doors.

The app user-friendly interface allows quick and easy access to critical information (energy registers, production and events).

AVAILABLE INFORMATION

Grid and PV field data, inverter and power module data (voltages, currents, power, temperatures, I/O status...), weather conditions, alarms and warnings events, energy registers. Others.

FEATURES

Easy Wireless connection.
Comprehensive interface.
Real time data.
Save and copy settings.

LANGUAGE

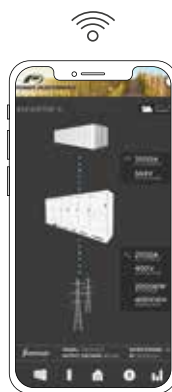
English, Spanish.

SYSTEM REQUIREMENTS

iOS or Android devices.

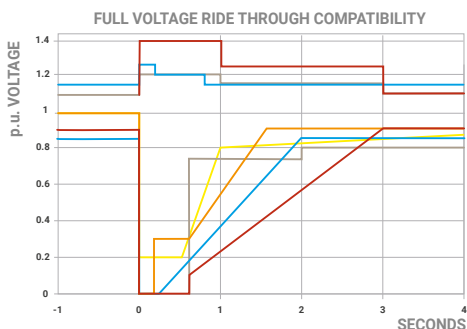
SETTINGS CONTROL

Yes.

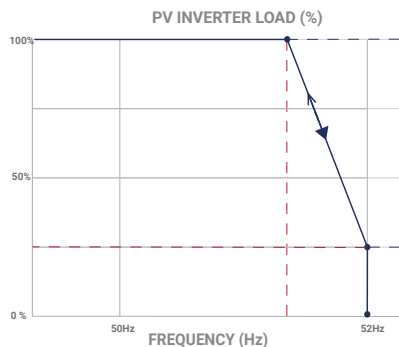


DYNAMIC GRID SUPPORT

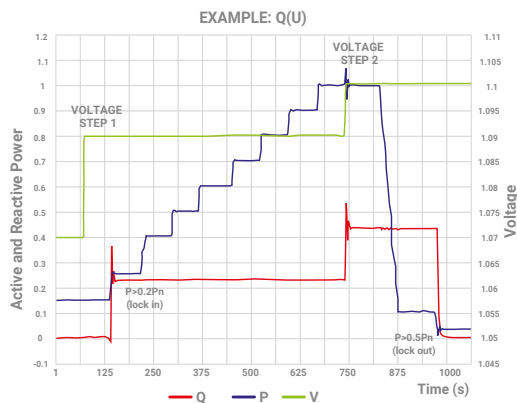
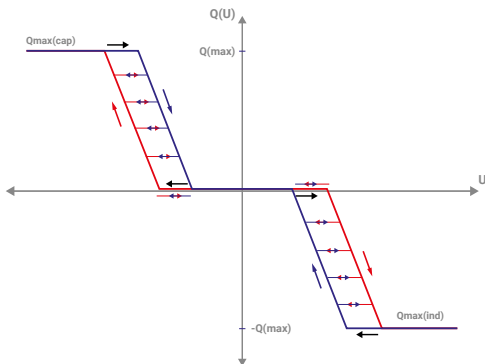
HEMK firmware includes the latest utility interactive features (LVRT, OVRT, FRS, FRT, Anti-islanding, active and reactive power curtailment...), and can be configured to meet specific utility requirements.



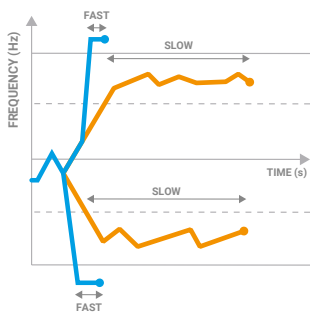
Low Voltage Ride Through (LVRT or ZVRT). Inverters can withstand any voltage dip or profile required by the local utility. In this situation, the inverter can inject current up to the nominal value.



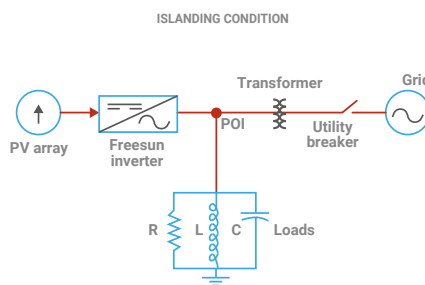
Frequency Regulation System (FRS). Frequency droop algorithm curtails the active power along a preset characteristic curve supporting grid stabilization.



Q(V) curve. It is a dynamic voltage control function which provides reactive power in order to maintain the voltage as close as possible to its nominal value.



Frequency Ride Through (FRT). Freesun solar inverters have flexible frequency protection settings and can be easily adjusted to comply with future requirements.



Anti-islanding. This protection combines passive and active detection methods that eliminate nuisance tripping and allow to comply with the IEC 62116 and IEEE 1547 standards.

TECHNICAL CHARACTERISTICS

HEMK 645V

	FRAME 1	FRAME 2
REFERENCE	FS2285K	FS3430K
OUTPUT		
AC Output Power(kVA/kW) @50°C ^[1]	2285	3430
AC Output Power(kVA/kW) @40°C ^[1]	2365	3550
Max. AC Output Current (A) @40°C	2117	3175
Operating Grid Voltage(VAC) ^[2]	645V ±10%	
Operating Grid Frequency(Hz)	50Hz/60Hz	
Current Harmonic Distortion (THDi)	< 3% per IEEE519	
Power Factor (cosine phi) ^[3]	0.5 leading ... 0.5 lagging adjustable / Reactive Power injection at night	
INPUT		
MPPt @full power (VDC) @35°C ^[4]	913V-1500V	
MPPt @full power (VDC) @50°C ^[4]	913V-1310V	
Maximum DC voltage	1500V	
Number of PV inputs ^[2]	Up to 36	
Number of Freemaq DC/DC inputs ^[5]	Up to 6	
Max. DC continuous current (A) ^[5]	2645	3970
Max. DC short circuit current (A) ^[5]	4000	6000
EFFICIENCY & AUXILIARY SUPPLY		
Efficiency (Max) (η)	98.81%	98.87%
Euroeta (η)	98.43%	98.60%
Max. Power Consumption (KVA)	8	10
CABINET		
Dimensions [WxDxH] (ft)	12 x 7 x 7	
Dimensions [WxDxH] (m)	3.7 x 2.2 x 2.2	
Weight (lb)	12125	12677
Weight (kg)	5500	5750
Type of ventilation	Forced air cooling	
ENVIRONMENT		
Degree of protection	NEMA 3R - IP55	
Permissible Ambient Temperature	-35°C to +60°C / >50°C Active Power derating	
Relative Humidity	4% to 100% non condensing	
Max. Altitude (above sea level)	2000m; >2000m power derating (Max. 4000m)	
Noise level ^[6]	< 79 dBA	
CONTROL INTERFACE		
Communication protocol	Modbus TCP	
Plant Controller Communication	Optional	
Keyed ON/OFF switch	Standard	
PROTECTIONS		
Ground Fault Protection	GFDI and Isolation monitoring device	
General AC Protection	Circuit Breaker	
General DC Protection	Fuses	
Overvoltage Protection	AC, DC Inverter and auxiliary supply type 2	
CERTIFICATIONS		
Safety	UL1741, CSA 22.2 No.107.1-16, UL62109-1, IEC62109-1, IEC62109-2	
Compliance	NEC 2017 / IEC	
Utility interconnect	EEE 1547.1-2005 / UL1741SA-Feb. 2018 / IEC62116:2014	

[1] Values at 1.00·Vac nom and cos Φ= 1.
Consult Power Electronics for derating curves.

[2] Consult Power Electronics for other configurations.

[3] Consult P-Q charts available: $Q(kVAR)=\sqrt{S(kVA)^2-P(kW)^2}$.

[4] Consult Power Electronics for temperature derating curves.

[5] Consult Power Electronics for Freemaq DC/DC connection configurations.

[6] Readings taken 1 meter from the back of the unit.

**UTILITY SCALE
OUTDOOR INVERTERS**



HEMK + TWIN SKID
Egypt - Alcazar PV plant (283MW)



MV SKID

UTILITY SCALE SOLAR STATION



TURN-KEY SOLUTION



HIGH RELIABILITY



EASY TO INSTALL



OUTDOOR DURABILITY

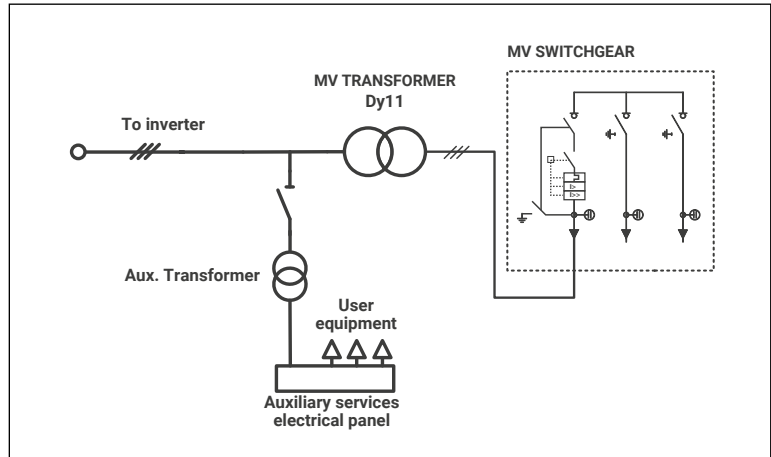
SIMPLIFY YOUR COMMISSIONING WITH THE MOST COMPETITIVE SOLUTION INTEGRATED WITH ALL THE MEDIUM VOLTAGE EQUIPMENT

The MV Skid is a compact turnkey outdoor platform made from high resistance galvanized steel with all the medium voltage equipment integrated, including an outdoor power transformer, MV switchgear, oil tank, filter and built in fast power connection to any HEMK solar inverter. With between 600 V - 690 V in the low voltage range and 12 kV to 36 kV in the high voltage range, this compact platform achieves power outputs between 2125 kVA and 3800 kVA.


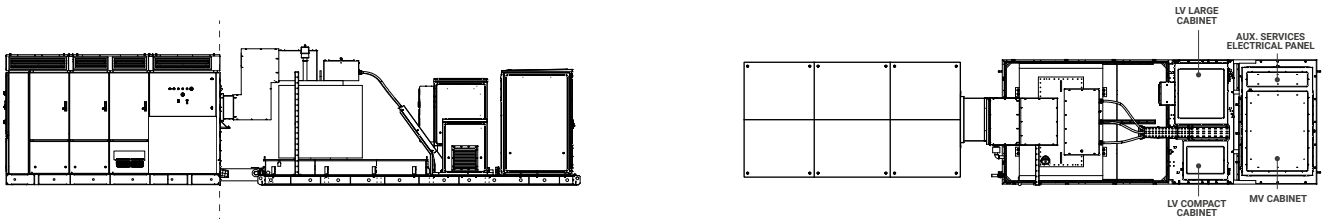
This compact solution also allows the installation of a low voltage cabinet that is fully configurable to the customer needs as well as different types of cells and even an enclosure fence among other options. The MV SKID simplifies the project design of the PV plant, reducing installation costs and the amount of resources needed. The benefits of the MV Skid and the fact that it is also easier to transport and deliver into remote sites makes it the optimal solution for EPC's (engineering, procurement and construction).

MODEL NUMBERS AND OPERATIONAL DIAGRAM

REFERENCE	RATED POWER @50°C (kVA)
MVS2125[]	2125
MVS2180[]	2180
MVS2235[]	2235
MVS2285[]	2285
MVS2340[]	2340
MVS2445[]	2445
MVS3190[]	3190
MVS3270[]	3270
MVS3350[]	3350
MVS3430[]	3430
MVS3510[]	3510
MVS3670[]	3670



SECTION



TECHNICAL CHARACTERISTICS

MV SKID

MEDIUM VOLTAGE EQUIPMENT	Rated power range @50°C	2125 kVA - 3670 kVA
	Rated power range @40°C	2200 kVA - 3800 kVA
	MV voltage range	6.6 kV / 11 kV / 13.2 kV / 15 kV / 20 kV / 22 kV / 23 kV / 25 kV / 30 kV / 33 kV / 34.5 kV
	LV voltage range	600 V / 615 V / 630 V / 645 V / 660 V / 690 V
	Type of tank	Hermetically oil-sealed
	Cooling	ONAN
	Vector group	Dy11
	Transformer protection	Protection relay for pressure, temperature (two levels) and gassing. Monitoring of dielectric level decrease. PT100 optional.
	Oil retention tank	Integrated with hydrocarbon filter
	Transformer index of protection	IP54
	Switchgear configuration	Double feeder (2L)
	Switchgear protection ^[1]	Automatic circuit breaker (V)
	CONNECTIONS	Inverter AC connection
LV protection		Circuit breaker included in the inverter
HV AC wiring		MV bridge between transformer and protection switchgear prewired
ENVIRONMENT	Ambient temperature ^[2]	-10°C...+50°C (T>50°C power derating)
	Maximum altitude (above sea level)	Customizable
	Relative humidity	4% to 95% non condensing
MECHANICAL CHARACTERISTICS	Skid dimensions (WxHxD) mm ^[3]	5780 x 2340 x 2240
	Skid weight with MV equipment ^[1]	< 11 Tn
	Oil retention tank material	Galvanized steel
	Skid material	Galvanized steel
	Cabinet type	Outdoor
	Anti-rodent protection	✓
AUXILIARY SERVICES ELECTRICAL PANEL	Auxiliary supply ^[1]	400 V (3-phase), 50/60 Hz
	User power supply available	5 kVA / 20 kVA / 40 kVA
	Cabinet type	Outdoor
	Cooling	Air
	Auxiliary supply protection	✓
	Communication ^[4]	Ethernet (fiber optic or RJ45)
OTHER EQUIPMENT	UPS system ^[5]	1 kW (30 minutes) - 20 kW (20 minutes)
	Safety mechanism	Interlocking system
	Safety perimeter	Transformer access protection fence
	Backfeed tracker supply	Optional
	Emergency lighting	1h autonomy
	Fire extinguishing system (transformer accessory)	Optional
	LV revenue grade meter	For inverter output / for customer auxiliary supply
	I/O interface	Digital I/O, analog I/O
STANDARDS	Compliance	IEC 62271-212, IEC 62271-200, IEC 60076, IEC 61439-1

[1] Depending on customer configuration.

[2] For lower temperatures, consult Power Electronics.

[3] 2515 mm high with the cover for the LV terminals.

[4] By demand.

[5] Optional. For additional information of available configurations, consult Power Electronics.