Piazzola di montaggio in affiancamento alla strada

Scala 1:200

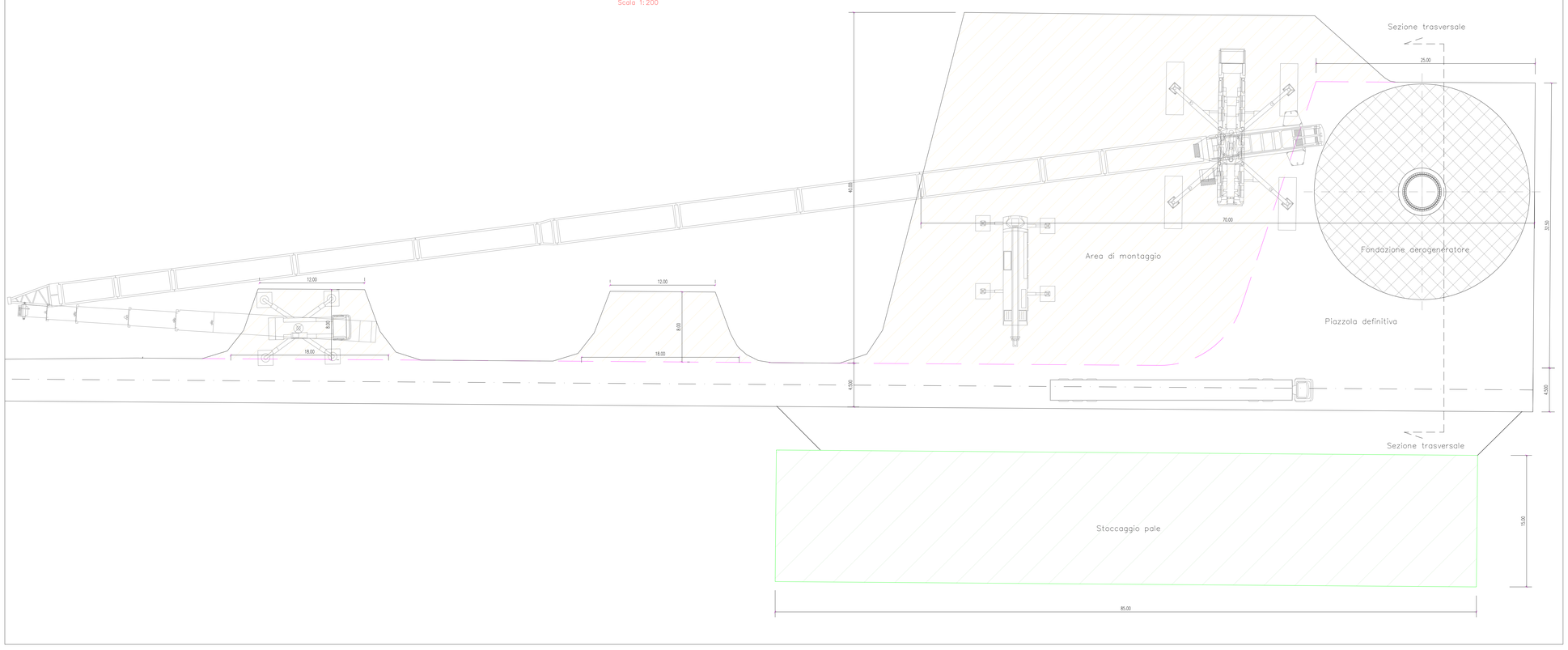

Particolari pavimentazione strade e piazzole

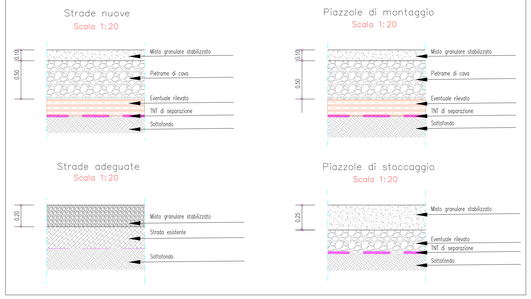

Vista assionometrica

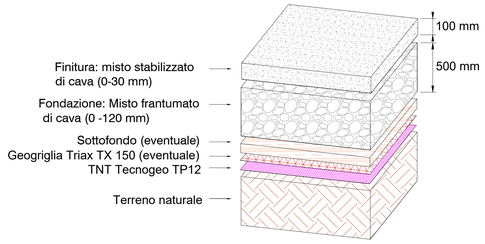

Ripristino e adeguamento di strade esistenti

Scala 1:50

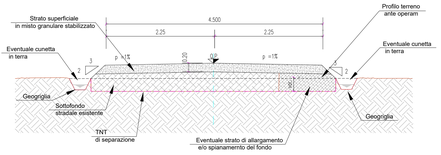

Sezione trasversale piazzola definitiva

Scala 1:50

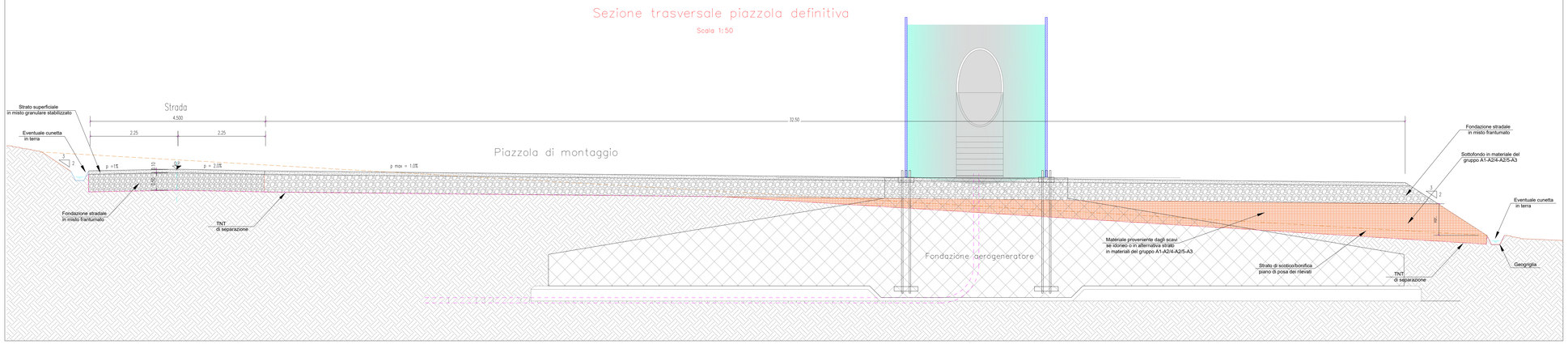

LEGENDA

- Strato di finitura: misto stabilizzato di cava (0-30 mm)
- Strato di fondazione: misto frantumato di cava (0 -120 mm)
- Sottofondo (eventuale)
- Geogriglia - (eventualmente da prevedere in progetto esecutivo)
- TNT (tessuto non tessuto di separazione)
- Terreno naturale

Strade di nuove realizzazione

Scala 1:100

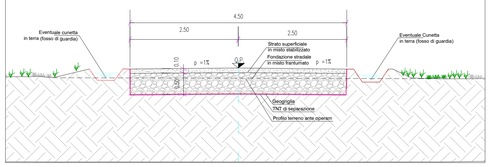

Sezione in rilevato

Scala 1:100

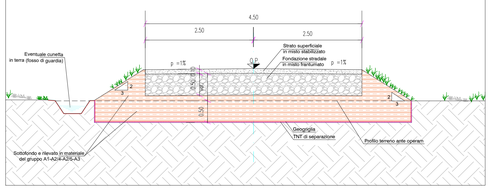

Sezione in scavo

Scala 1:100

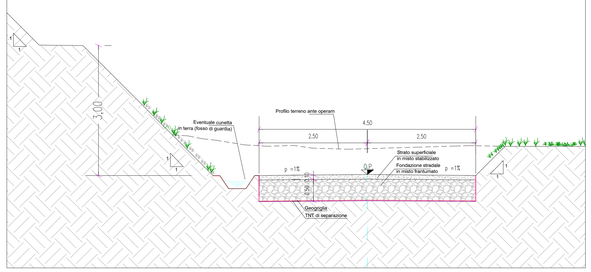

Sezione in mezzacosta

Scala 1:100

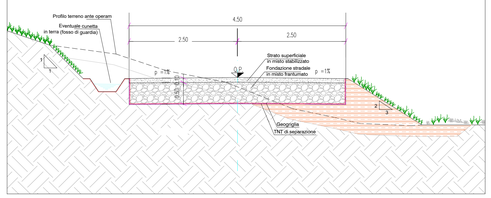

COMMITTENTE:
ENGIE TREXENTA SRL
P.Iva: 12367510968
Via Chiese 72, Milano 20126

STUDIO DI PROGETTAZIONE:
SCM Ingegneria S.r.l.
Via C. del Croix, 55 - 72022 - Latiano (BR)

Dott. Ing. Daniele CAVALLO n° 1230

REV.	DATE	DESCRIPTION	BY	CHD	APP.
1	Ott-23	EMESSO PER ITER AUTORIZZATIVO	CC	DC	PL
0	Apr-23	EMESSO PER ITER AUTORIZZATIVO	CC	DC	PL

REVISIONS

Impianto per la produzione di energia elettrica da fonte eolica di potenza pari a 42 MW denominato "Marmilla"
Comuni di Villanovaforru, Sardara, Sanluri e Furtei (SU)
Variante in riduzione da 42 MW a 36 MW

PROGETTO DEFINITIVO IMPIANTO EOLICO ED OPERE CONNESSE

OBJECT:

Tav.17
Tipico piazzola aerogeneratore e strade

THIS DRAWING IS THE PROPERTY OF ENGIE TREXENTA SRL AND IS LENT WITH-OUT CONSIDERATION OTHER THAN THE BORROWER'S AGREEMENT THAT IT SHALL NOT BE REPRODUCED COPIED LENT OR DISPOSED OF DIRECTLY OR INDIRECTLY NOR USED FOR ANY PURPOSE OTHER THAN THAT FOR WHICH IT IS SPECIFICALLY FURNISHED THE APPARATUS SHOWN IN THE DRAWING IS COVERED BY PATENTS.

APPROVED FOR CONSTRUCTION
DATE
SIGNATURE
ORDER N°
SUPPLIER
CONTRACT N°
SUBPROJECT CODE:
THIS DWG. SUPERSEDED BY
THIS DWG. SUPERSEDES
SCALE: Varie
FIM DWG N°
REV.
SHEET OF
CAD FILE NAME:
A0