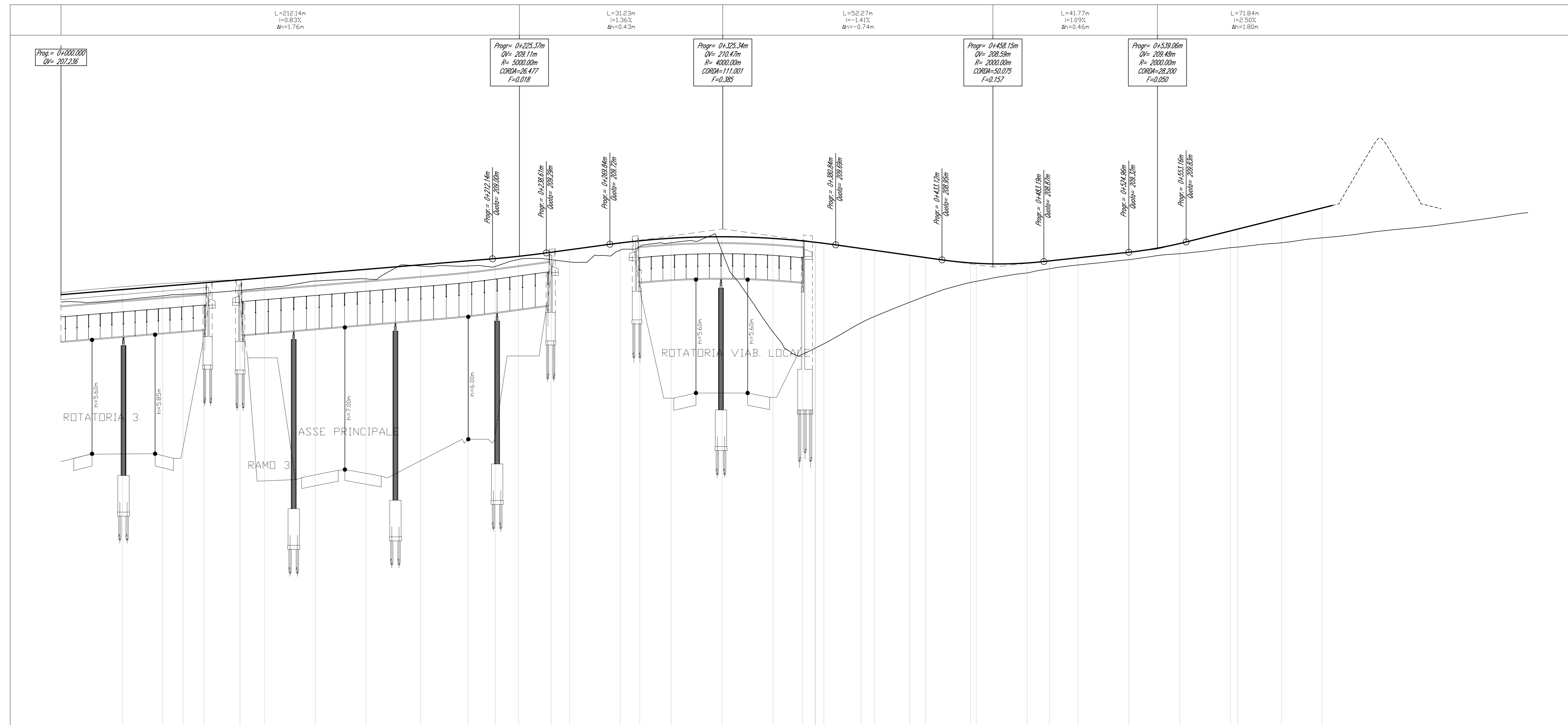
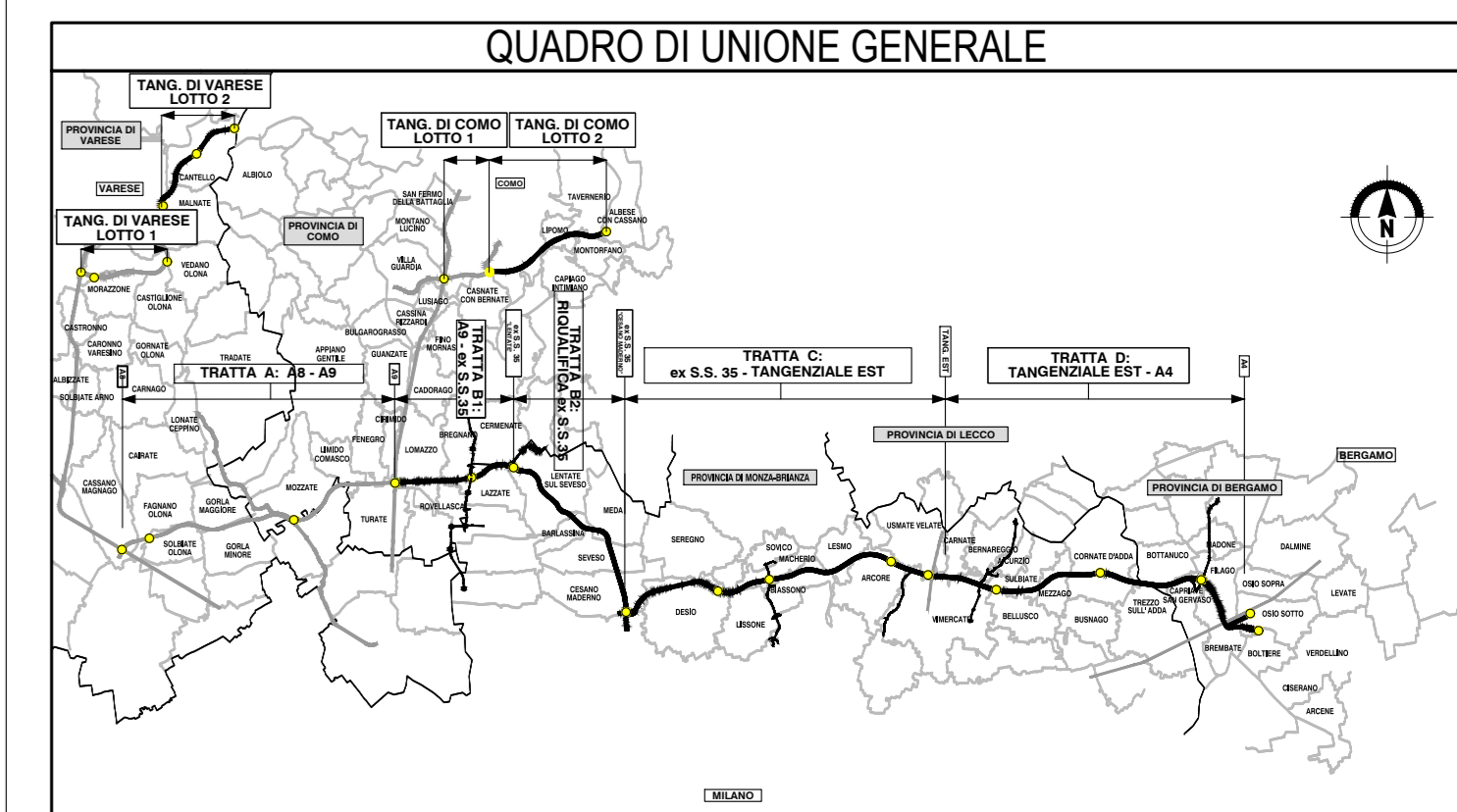
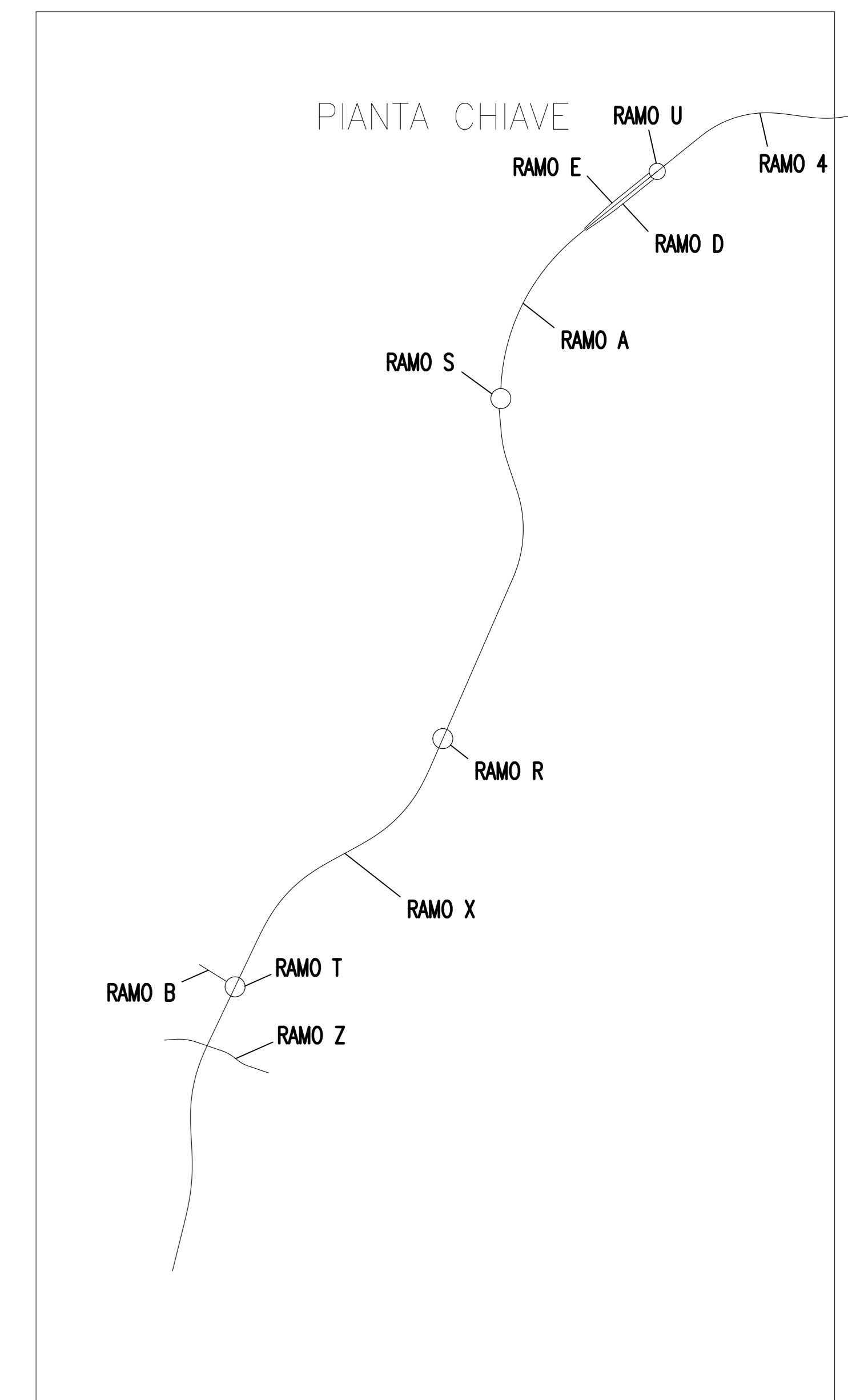


Profilo: RAMO 4 - (32)
Scala: 200:20 - Q.Rif. : 186.00

LIVELLETTA



NUMERO SEZIONE	1	2	3	4	5	6	7	8	9	10	11	12	13	14	15	16	17	18	19	20	21	22	23	24	25	26	27	28	29	30	31	32	33	34	35	36	37	38										
DISTANZE PROGRESSIVE	0+00.00	0+10.00	0+20.00	0+30.00	0+40.00	0+50.00	0+60.00	0+70.00	0+80.00	0+90.00	1+00.00	1+10.00	1+20.00	1+30.00	1+40.00	1+50.00	1+60.00	1+70.00	1+80.00	1+90.00	2+00.00	2+10.00	2+20.00	2+30.00	2+40.00	2+50.00	2+60.00	2+70.00	2+80.00	2+90.00	3+00.00	3+10.00	3+20.00	3+30.00	3+40.00	3+50.00	3+60.00	3+70.00	3+80.00									
DISTANZE PARZIALI		19.75	10.00	10.22	17.78	12.00	25.00	25.00	26.76	23.24	13.51	11.49	16.00	9.00	25.00	9.53	15.47	25.00	25.00	14.53	6.28	18.25	8.75	17.23	7.77	22.19	1.87	25.00	10.90	14.10	25.00	25.00	25.00	3.59	21.45	19.95												
QUOTE PROGETTO		207.65	207.65	207.71	207.82	207.87	208.07	208.28	208.46	208.71	208.80	209.01	209.12	209.37	209.45	209.61	209.68	209.87	209.95	210.01	210.09	210.21	210.34	210.40	210.50	210.67	210.86	211.07	211.28	211.49	211.70	211.91	212.12	212.33	212.54	212.75	212.96	213.17	213.38	213.59	213.80	214.01	214.22	214.43	214.64	214.85		
QUOTE TERRENO		208.08	207.65	207.71	207.82	207.87	208.07	208.28	208.46	208.71	208.80	209.01	209.12	209.37	209.45	209.61	209.68	209.87	209.95	210.01	210.09	210.21	210.34	210.40	210.50	210.67	210.86	211.07	211.28	211.49	211.70	211.91	212.12	212.33	212.54	212.75	212.96	213.17	213.38	213.59	213.80	214.01	214.22	214.43	214.64	214.85		
DIFFERENZA QUOTE		-0.57	0.00	0.00	0.00	0.00	0.00	0.00	0.00	0.00	0.00	0.00	0.00	0.00	0.00	0.00	0.00	0.00	0.00	0.00	0.00	0.00	0.00	0.00	0.00	0.00	0.00	0.00	0.00	0.00	0.00	0.00	0.00	0.00	0.00	0.00	0.00	0.00	0.00	0.00	0.00	0.00	0.00	0.00	0.00	0.00	0.00	
ANDAMENTO PLANIMETRICO	L=176.76m						L=56.75m A=105.00								L=170.74m R=300.00m																														L=142.63m R=300.00m			
ANDAMENTO CIGLI	Sinistra		Destra																																													
ETTOMETRICHE	[Scale bar: 00 to 07]																																															



COLLEGAMENTO AUTOSTRADALE DALMINE-COMO-VARESE-VALICO DEL GAGGIOLO E OPERE AD ESSO CONNESSE

PROGETTO ESECUTIVO TRATTA C

PROGETTO STRADALE OPERA CONNESSA TRM17 PROFILO LONGITUDINALE E PROFILO LONGITUDINALE ASSE 4

IDENTIFICAZIONE ELABORATO	CONTRAENTE GENERALE
FABBRICAZIONE AMBITO TRATTA CATEGORIA OPERA FASCIA LAVORO SPESALABORIO PROIEZIONE REVISIONE ESECUZIONE	PEDELOMBARDA NUOVA S.p.A.
ELABORAZIONE PROGETTUALE	PROGETTISTA
PROGETTO REVISIONE ELABORAZIONE PROGETTUALE PROFESSIONISTA INGEGNERIA ING. Carlo Lorenzini	PROGETTO REVISIONE ELABORAZIONE PROGETTUALE PROFESSIONISTA ING. Carlo Lorenzini
CONCEDENTARI	CONCEDENZIARIO
CONCEDENTE REGIONE LOMBARDIA MILANO	CONCEDENZIARIO PEDELOMBARDA NUOVA S.p.A.