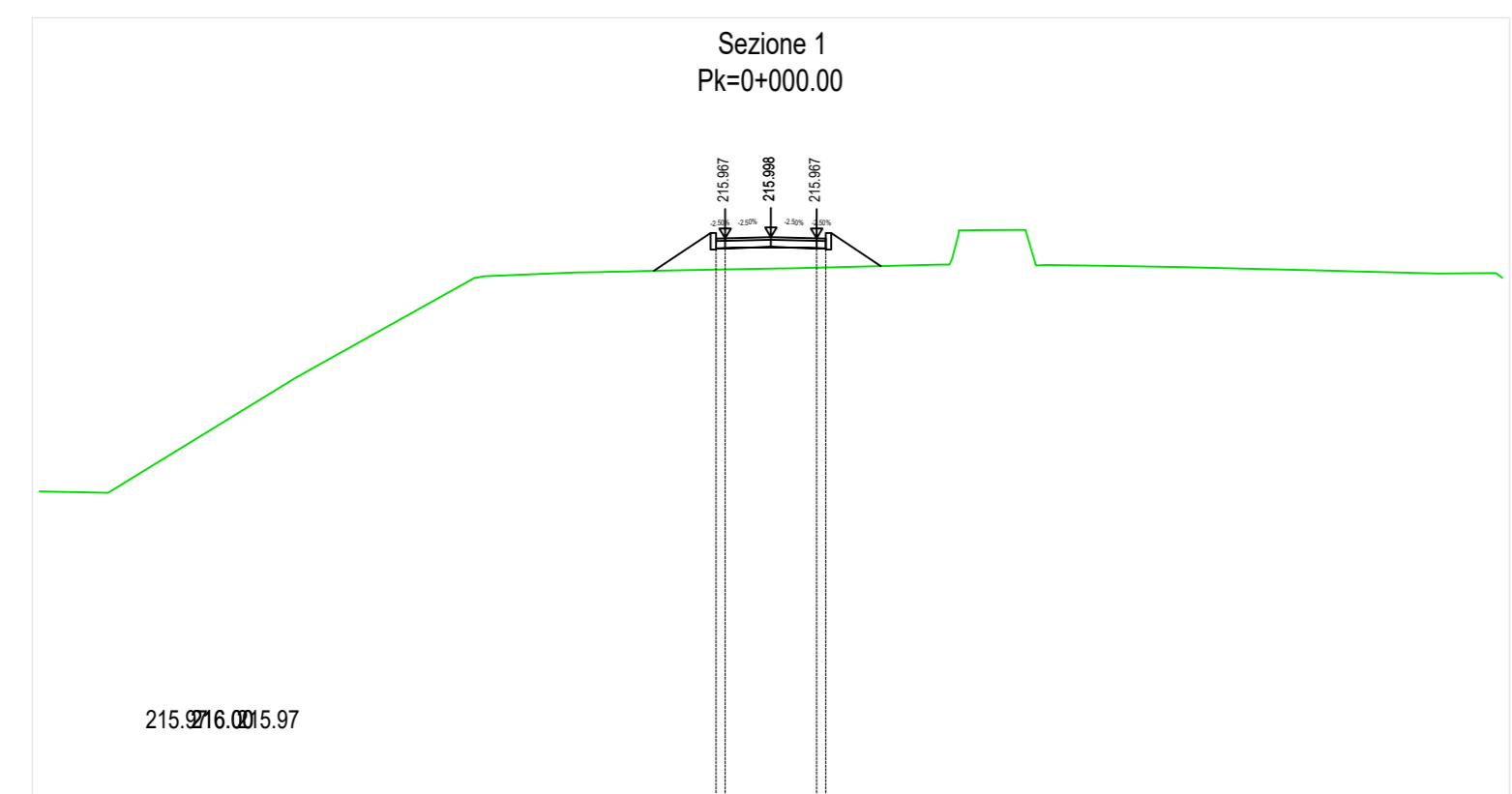
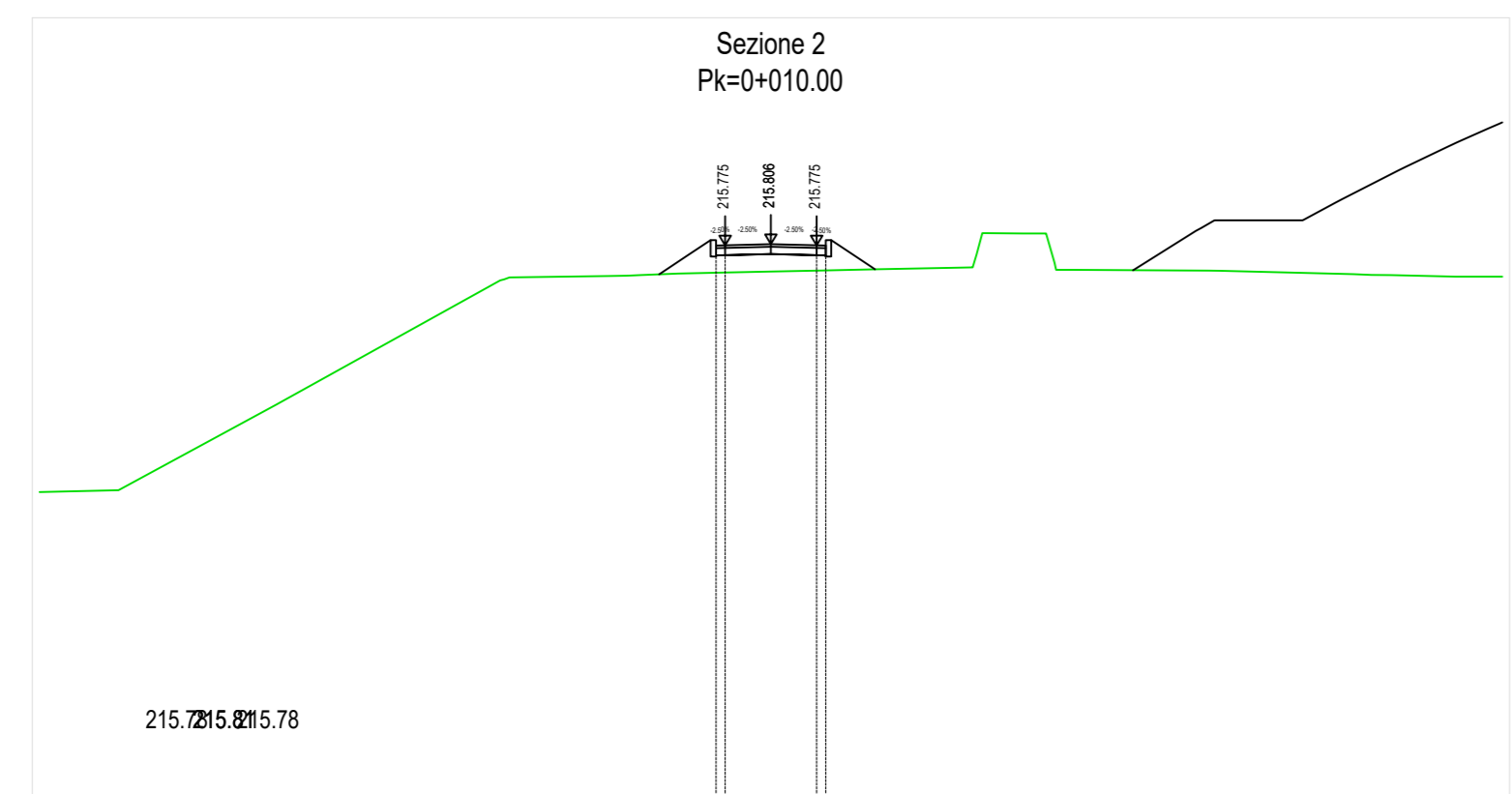


SCARPATA IN TERRA INFORZATA



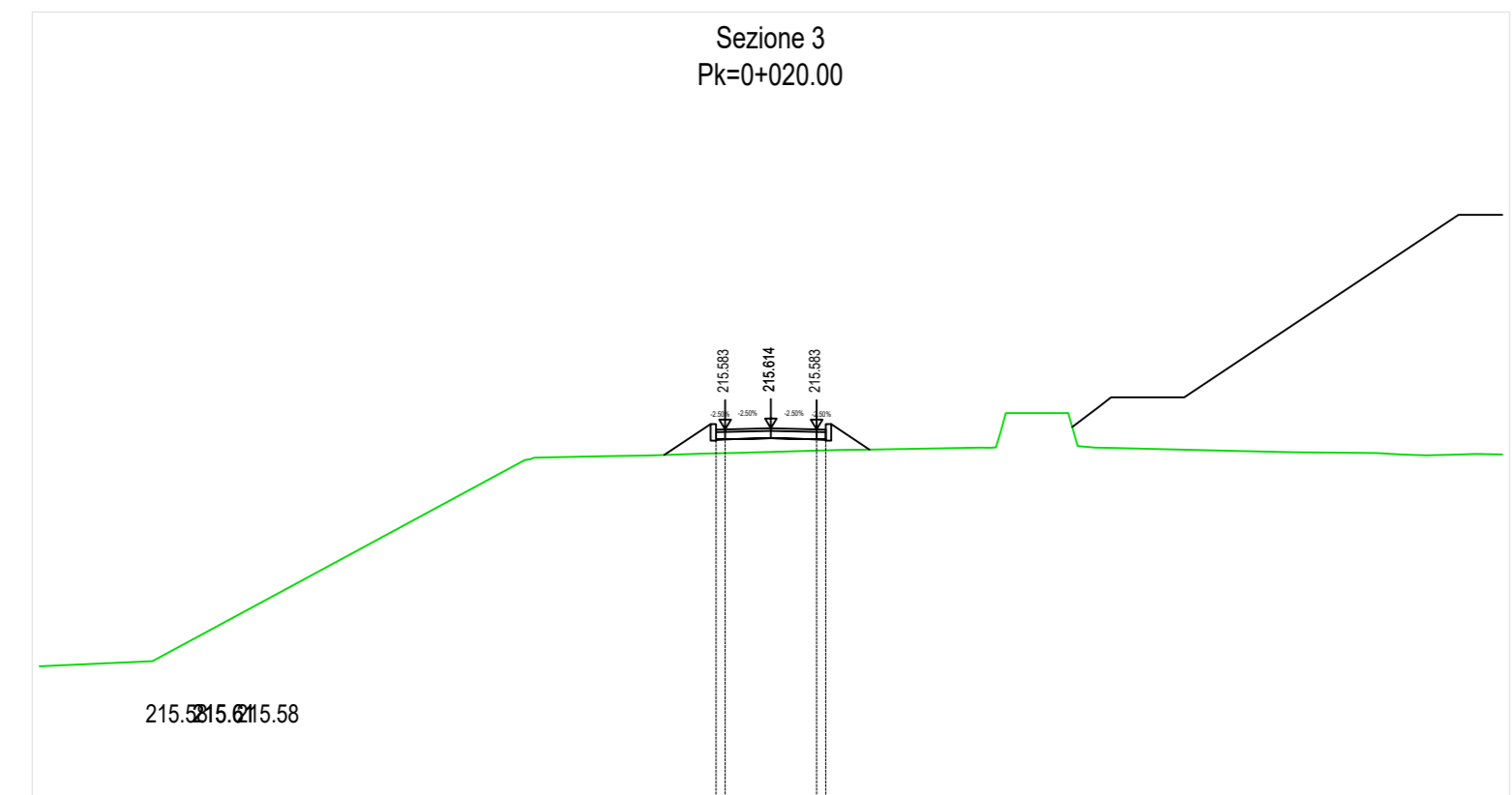
Quota Asse rif.
Scala: 1:200-200
Q.R.=200.00

QUOTE PROGETTO	203.05	203.05	203.05	203.05	203.05
QUOTE TERRENO	203.05	203.05	203.05	203.05	203.05
DISTANZE PROGETTO	0.00	0.00	0.00	0.00	0.00
DISTANZE TERRENO	0.00	0.00	0.00	0.00	0.00



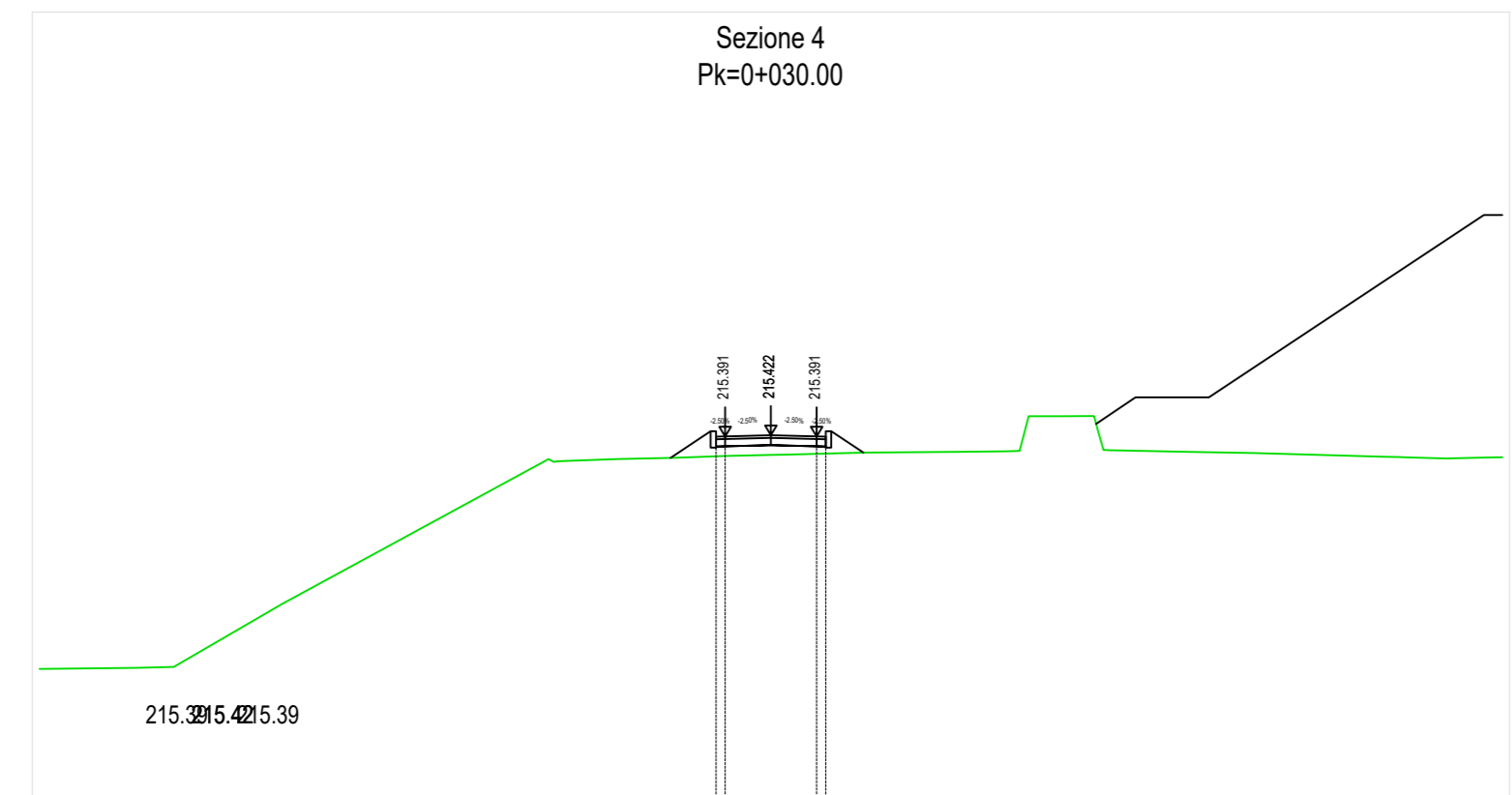
Quota Asse rif.
Scala: 1:200-200
Q.R.=200.00

QUOTE PROGETTO	203.05	203.05	203.05	203.05	203.05
QUOTE TERRENO	203.05	203.05	203.05	203.05	203.05
DISTANZE PROGETTO	0.00	0.00	0.00	0.00	0.00
DISTANZE TERRENO	0.00	0.00	0.00	0.00	0.00



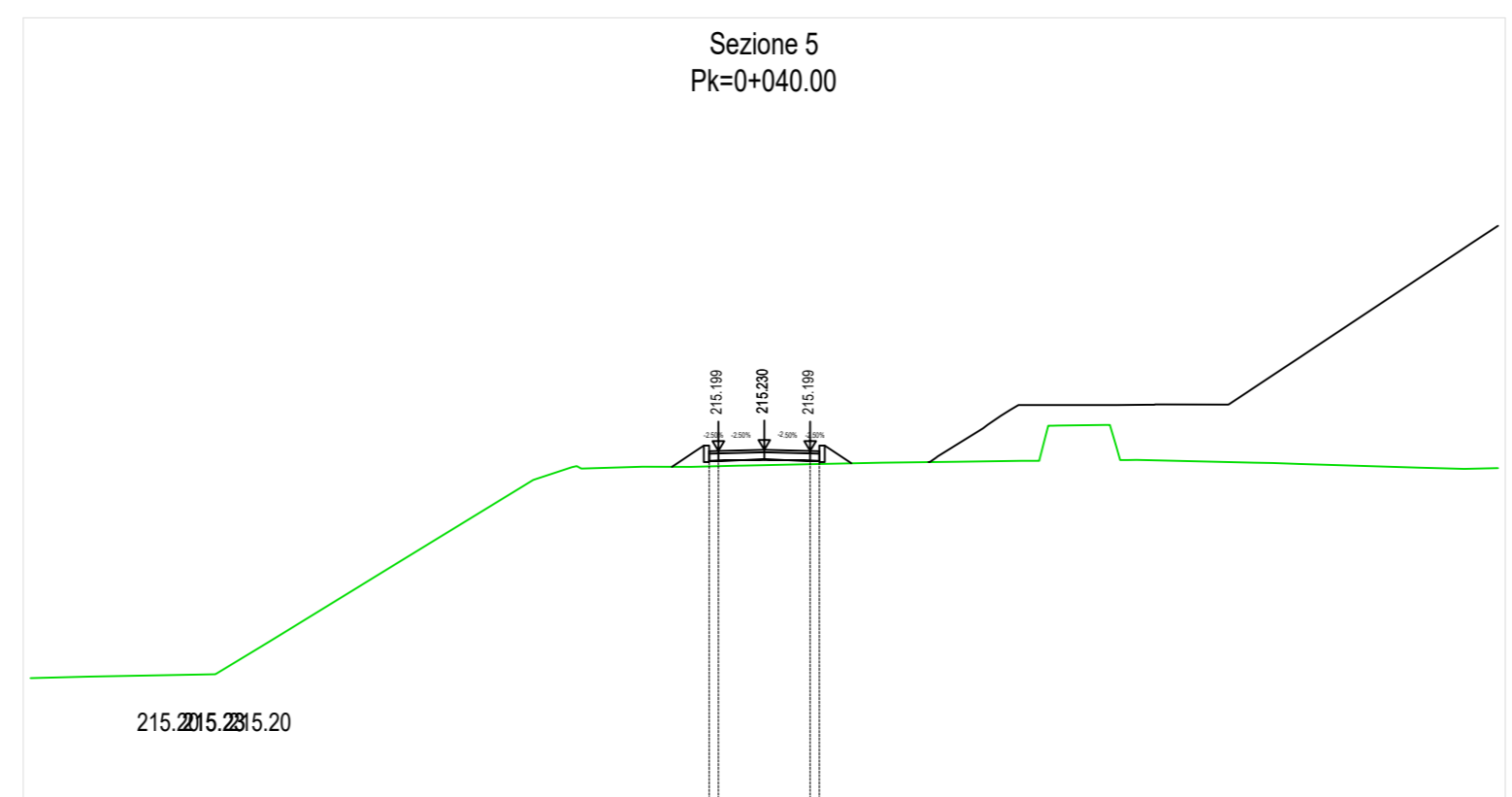
Quota Asse rif.
Scala: 1:200-200
Q.R.=205.00

QUOTE PROGETTO	203.05	203.05	203.05	203.05	203.05
QUOTE TERRENO	203.05	203.05	203.05	203.05	203.05
DISTANZE PROGETTO	0.00	0.00	0.00	0.00	0.00
DISTANZE TERRENO	0.00	0.00	0.00	0.00	0.00



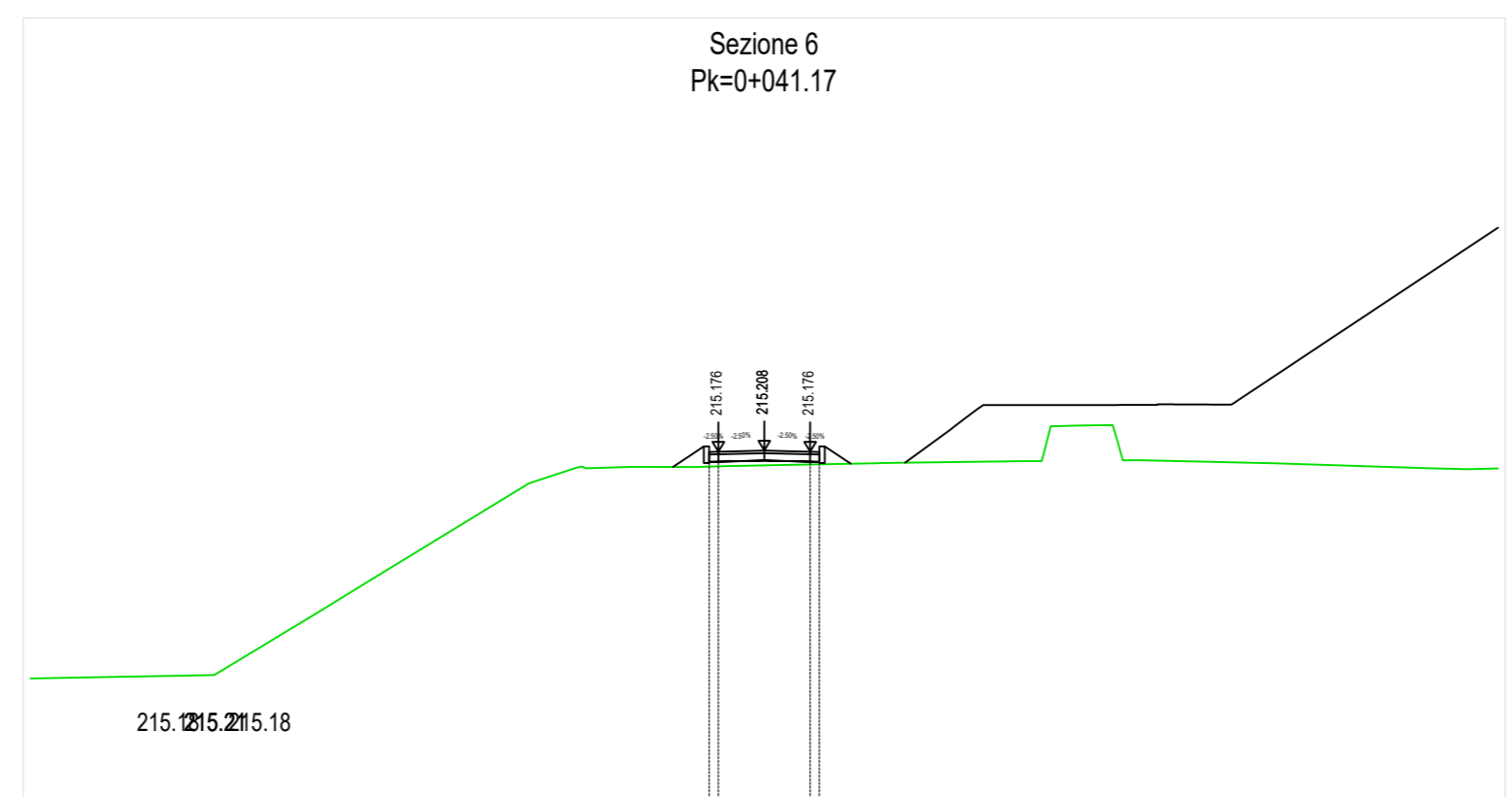
Quota Asse rif.
Scala: 1:200-200
Q.R.=205.00

QUOTE PROGETTO	203.05	203.05	203.05	203.05	203.05
QUOTE TERRENO	203.05	203.05	203.05	203.05	203.05
DISTANZE PROGETTO	0.00	0.00	0.00	0.00	0.00
DISTANZE TERRENO	0.00	0.00	0.00	0.00	0.00



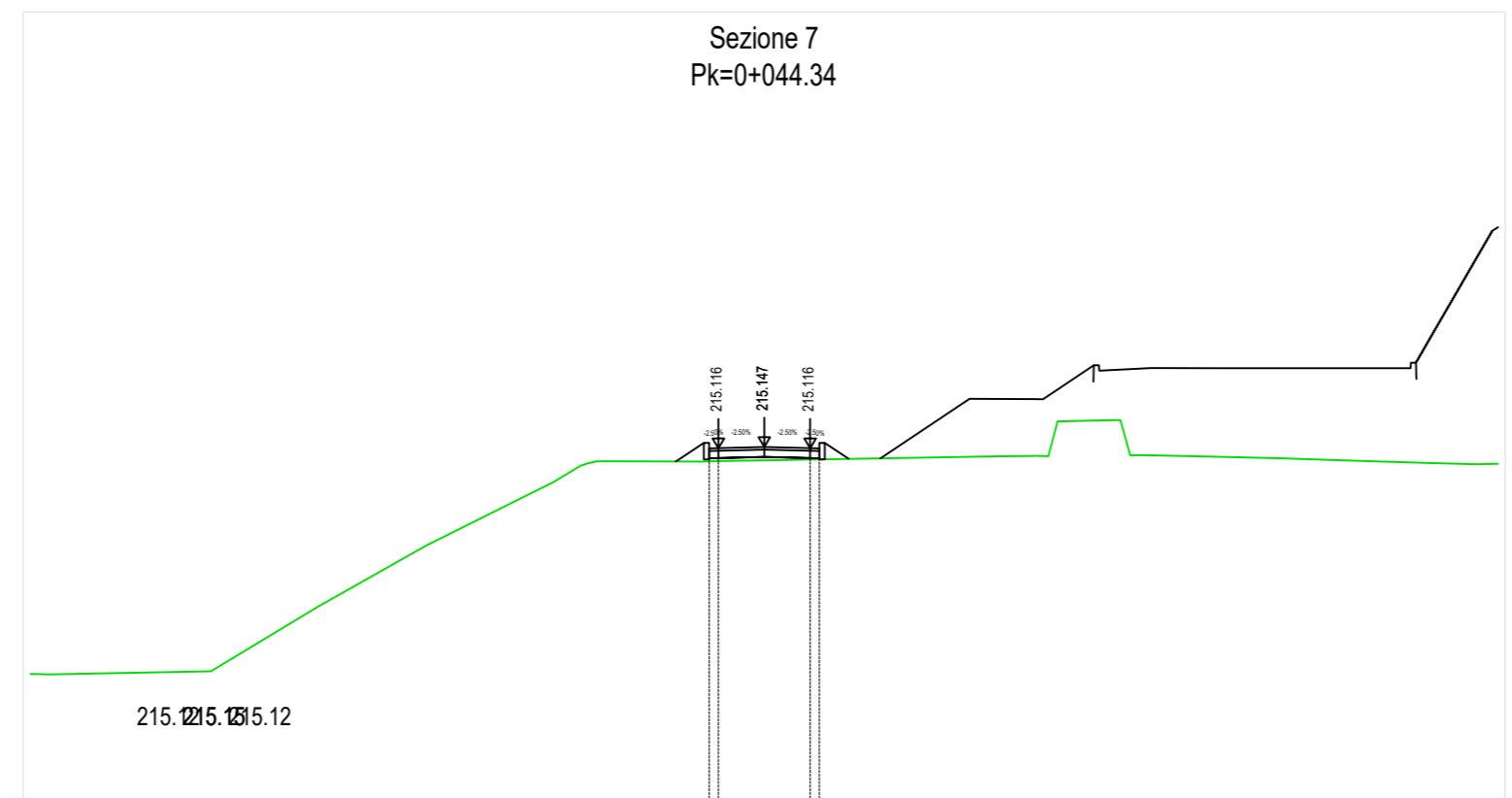
Quota Asse rif.
Scala: 1:200-200
Q.R.=205.00

QUOTE PROGETTO	203.05	203.05	203.05	203.05	203.05
QUOTE TERRENO	203.05	203.05	203.05	203.05	203.05
DISTANZE PROGETTO	0.00	0.00	0.00	0.00	0.00
DISTANZE TERRENO	0.00	0.00	0.00	0.00	0.00



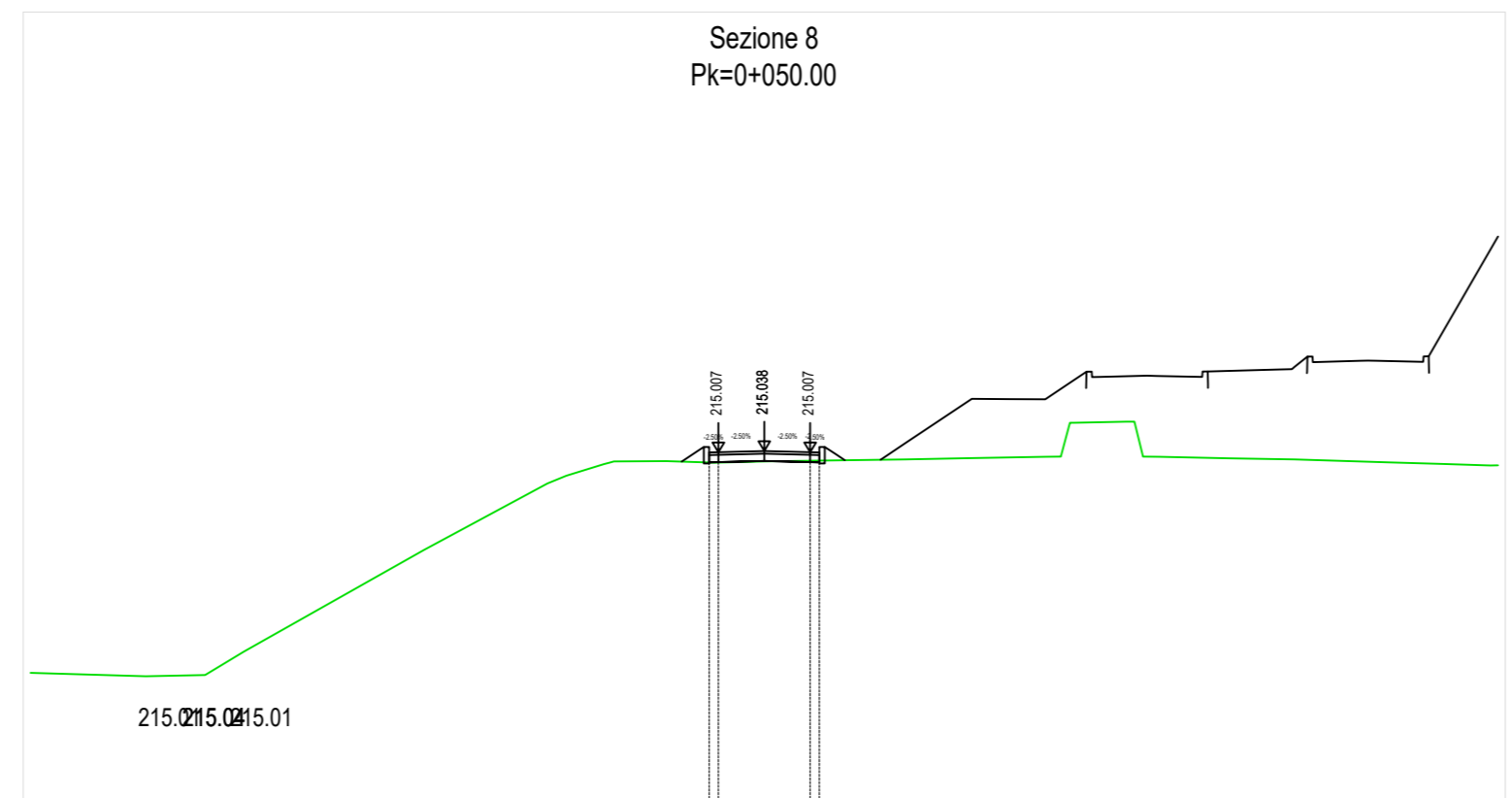
Quota Asse rif.
Scala: 1:200-200
Q.R.=205.00

QUOTE PROGETTO	203.05	203.05	203.05	203.05	203.05
QUOTE TERRENO	203.05	203.05	203.05	203.05	203.05
DISTANZE PROGETTO	0.00	0.00	0.00	0.00	0.00
DISTANZE TERRENO	0.00	0.00	0.00	0.00	0.00



Quota Asse rif.
Scala: 1:200-200
Q.R.=205.00

QUOTE PROGETTO	203.05	203.05	203.05	203.05	203.05
QUOTE TERRENO	203.05	203.05	203.05	203.05	203.05
DISTANZE PROGETTO	0.00	0.00	0.00	0.00	0.00
DISTANZE TERRENO	0.00	0.00	0.00	0.00	0.00



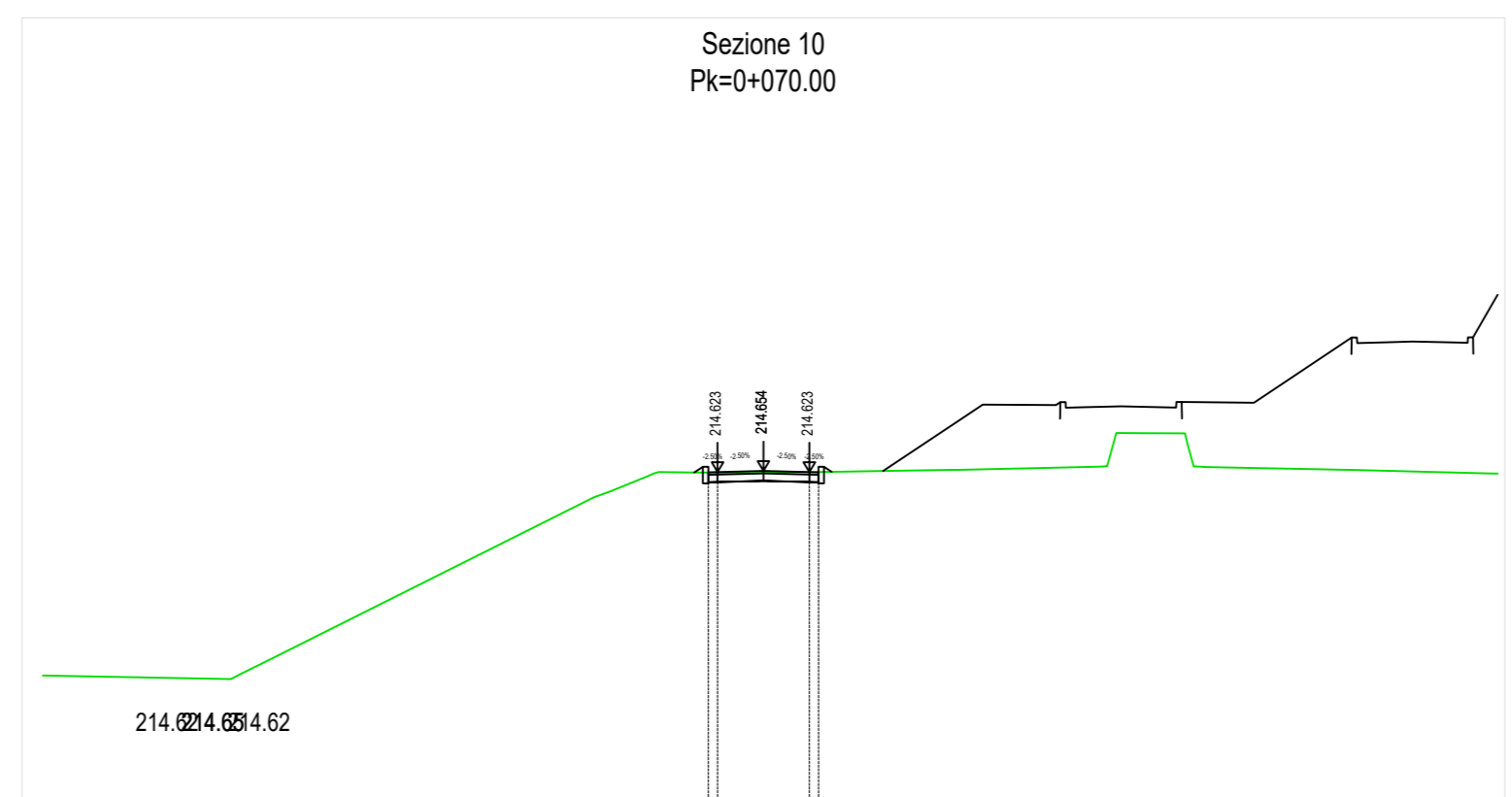
Quota Asse rif.
Scala: 1:200-200
Q.R.=205.00

QUOTE PROGETTO	203.05	203.05	203.05	203.05	203.05
QUOTE TERRENO	203.05	203.05	203.05	203.05	203.05
DISTANZE PROGETTO	0.00	0.00	0.00	0.00	0.00
DISTANZE TERRENO	0.00	0.00	0.00	0.00	0.00



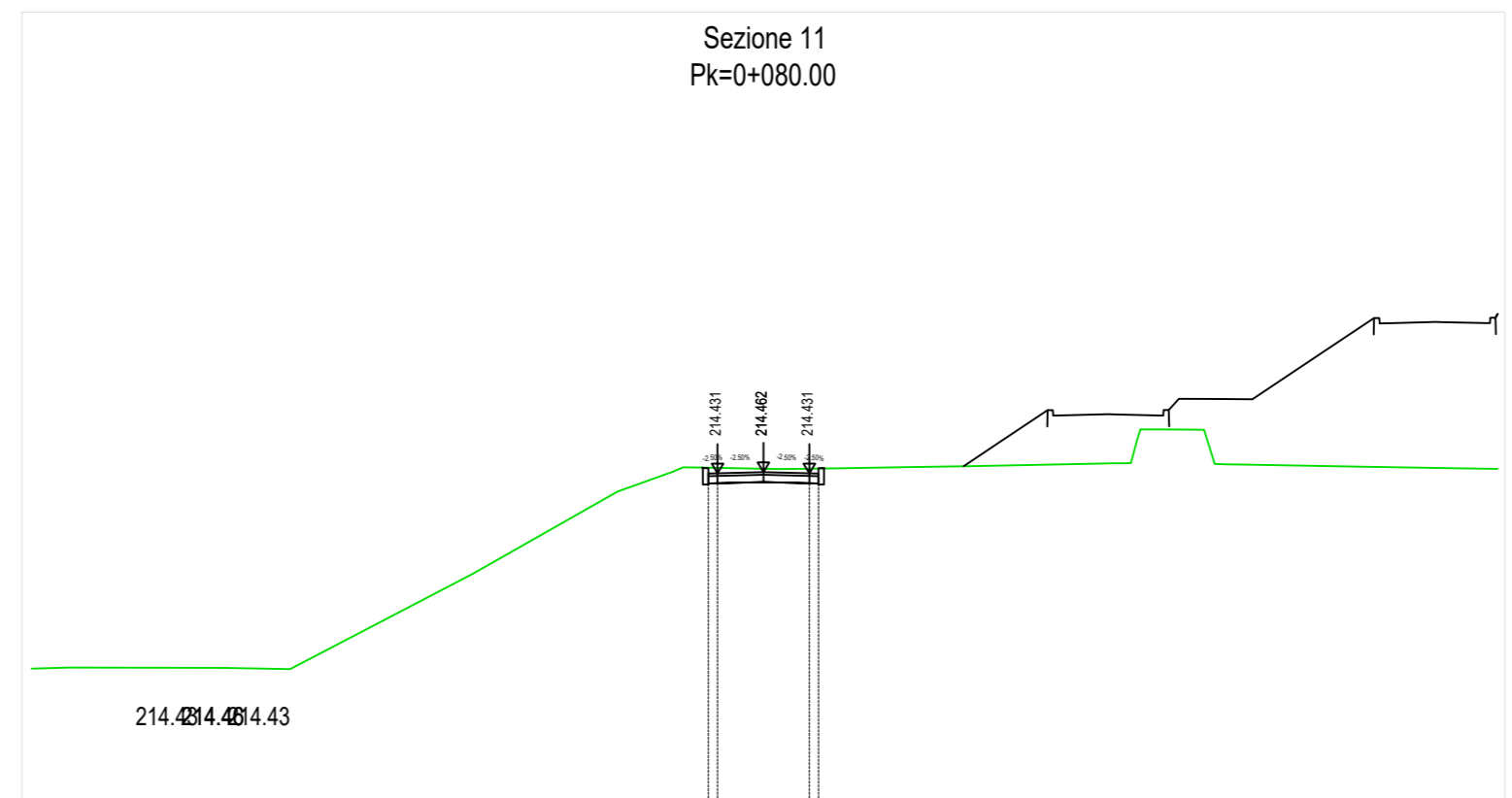
Quota Asse rif.
Scala: 1:200-200
Q.R.=205.00

QUOTE PROGETTO	203.05	203.05	203.05	203.05	203.05
QUOTE TERRENO	203.05	203.05	203.05	203.05	203.05
DISTANZE PROGETTO	0.00	0.00	0.00	0.00	0.00
DISTANZE TERRENO	0.00	0.00	0.00	0.00	0.00



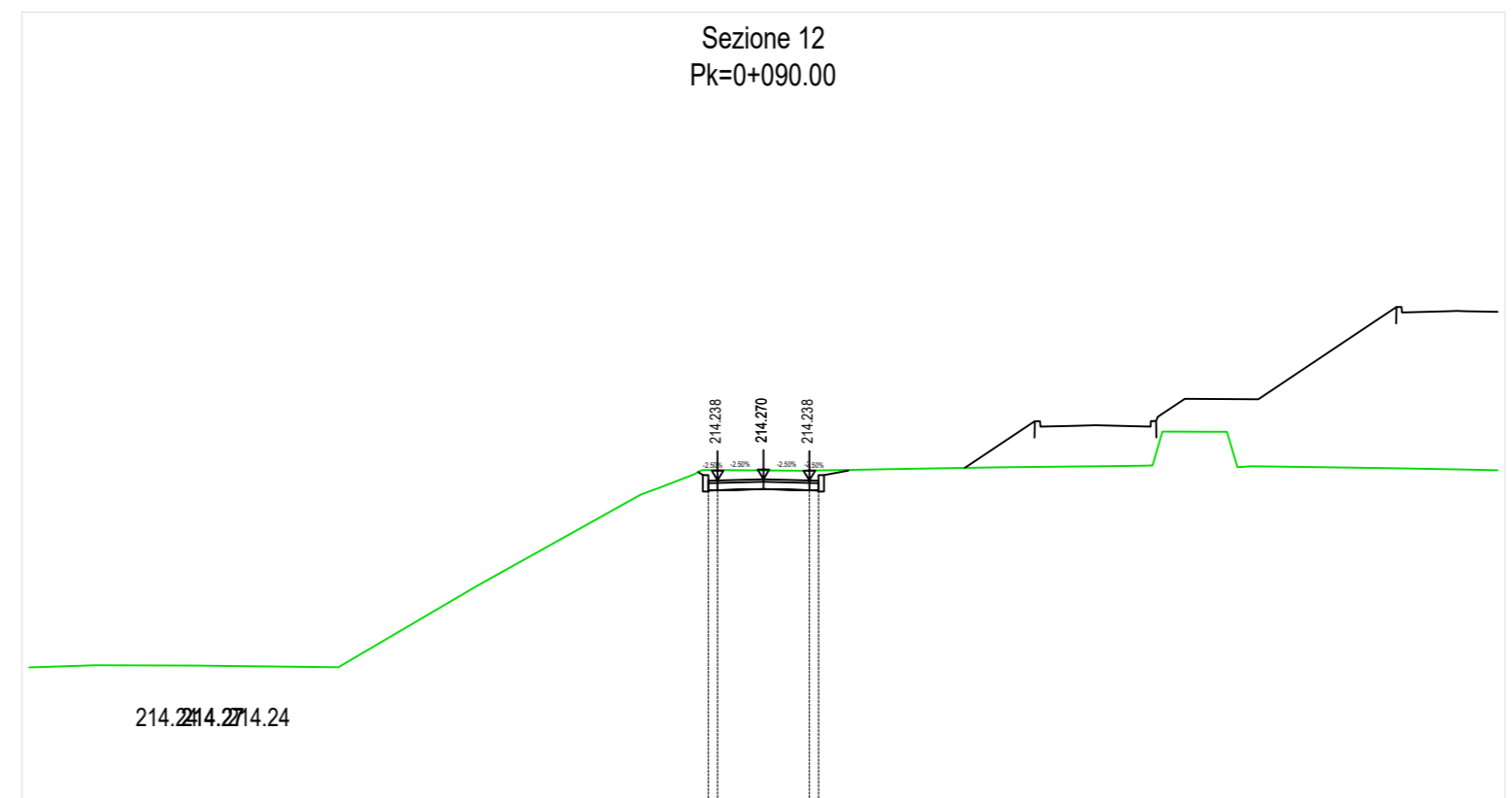
Quota Asse rif.
Scala: 1:200-200
Q.R.=205.00

QUOTE PROGETTO	203.05	203.05	203.05	203.05	203.05
QUOTE TERRENO	203.05	203.05	203.05	203.05	203.05
DISTANZE PROGETTO	0.00	0.00	0.00	0.00	0.00
DISTANZE TERRENO	0.00	0.00	0.00	0.00	0.00



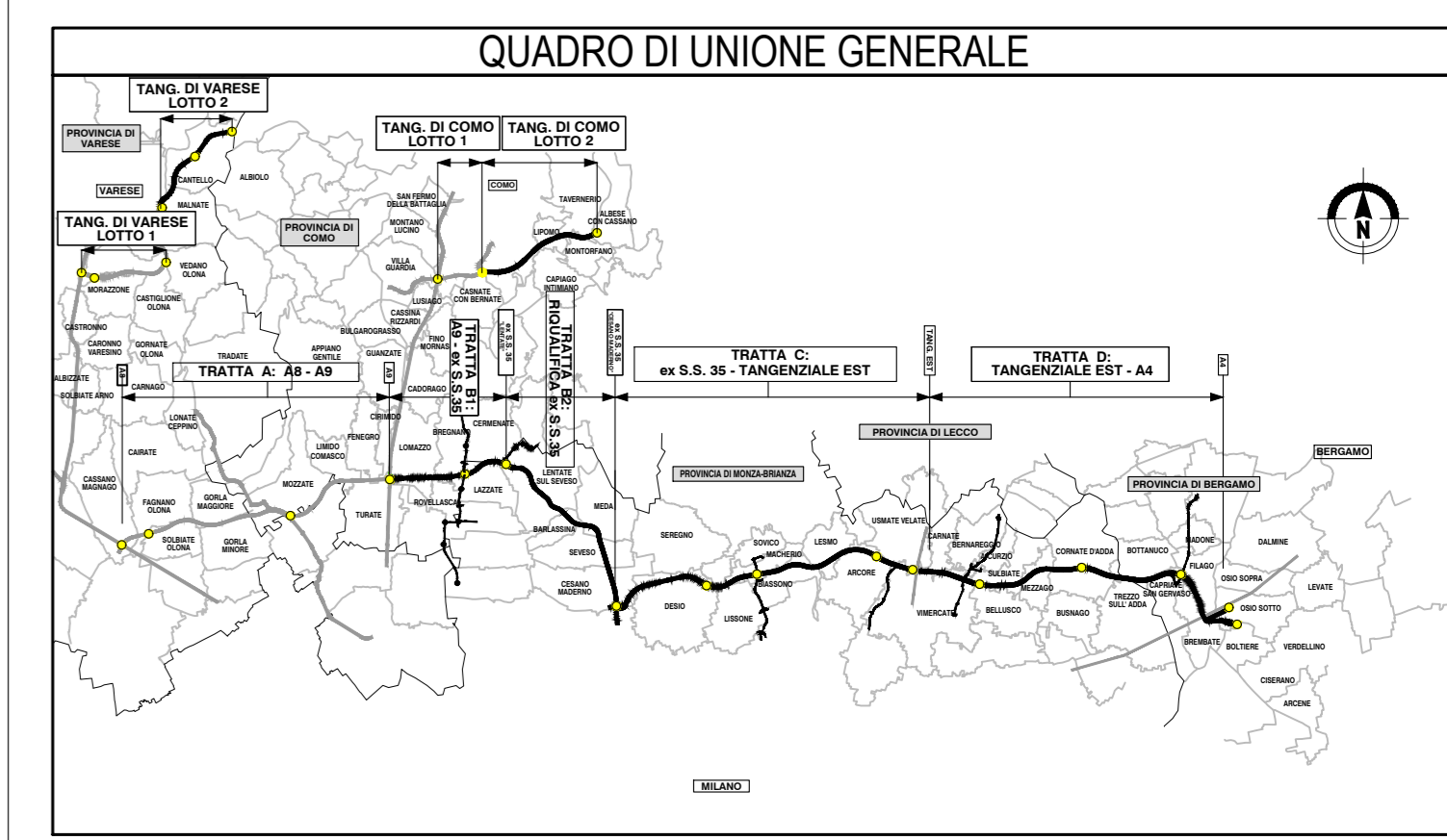
Quota Asse rif.
Scala: 1:200-200
Q.R.=205.00

QUOTE PROGETTO	203.05	203.05	203.05	203.05	203.05
QUOTE TERRENO	203.05	203.05	203.05	203.05	203.05
DISTANZE PROGETTO	0.00	0.00	0.00	0.00	0.00
DISTANZE TERRENO	0.00	0.00	0.00	0.00	0.00



Quota Asse rif.
Scala: 1:200-200
Q.R.=205.00

QUOTE PROGETTO	203.05	203.05	203.05	203.05	203.05
QUOTE TERRENO	203.05	203.05	203.05	203.05	203.05
DISTANZE PROGETTO	0.00	0.00	0.00	0.00	0.00
DISTANZE TERRENO	0.00	0.00	0.00	0.00	0.00



COLLEGAMENTO AUTOSTRADALE
DALMINE-COMO-VARESE-VALICO DEL GAGGIOLO E OPERE AD ESSI CONNESSE

PROGETTO ESECUTIVO
TRATTA B2

OPERE D'ARTE MAGGIORI - GALLERIE ARTIFICIALI
GALLERIA BARUCCANETTA
SEZIONI TRASVERSALI ASSE A02/12

<p>IDENTIFICAZIONE ELABORATO</p> <p>LAUREA: 2023 TRATTA: B2 CANTONATA: 000 OPERA: 000</p> <p>PROGETTO: 000 REVISIONE: 000</p>	<p>CONTRAENTE GENERALE</p> <p>PEDELOMBARDA NUOVA S.p.A.</p>	<p>ELABORAZIONE PROGETTUALE</p> <p>PROGETTISTA: [Firma]</p> <p>PROVER: [Firma]</p>
<p>COORDINATORE GENERALE</p> <p>[Firma]</p>	<p>CONCESSIONARIO</p> <p>[Firma]</p>	<p>PROGETTISTA</p> <p>[Firma]</p>