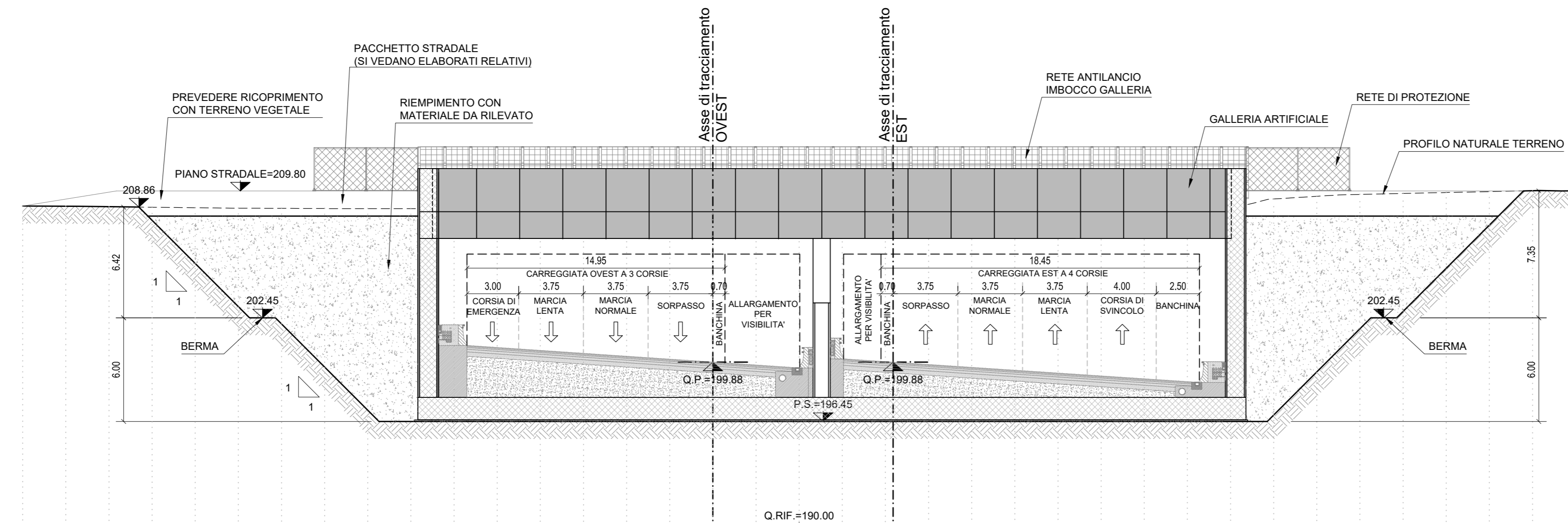


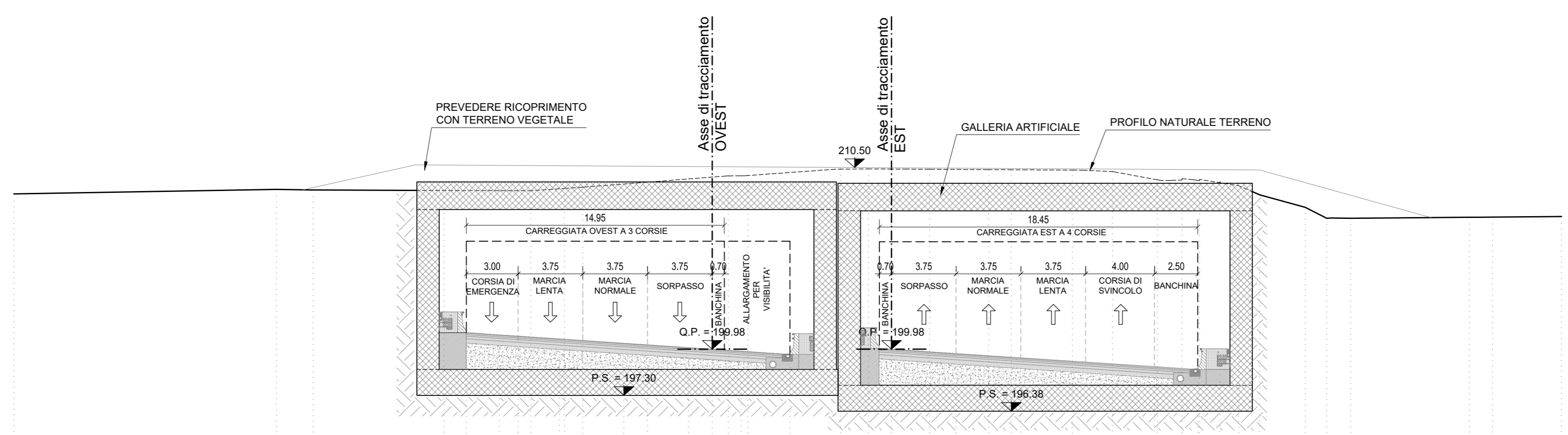
SEZIONE B-B
SCALA 1:200
GALLERIA FS MILANO-CHIASSO
Progressiva: 3+567.56 (OVEST) 3+560.10 (EST)

| | | | | | | | | | | | | | | | | | | | | | | | | | | | | | | | | |
|---------------------------|--------|--------|--------|--------|--------|--------|--------|--------|--------|--------|--------|--------|--------|--------|--------|--------|--------|--------|--------|--------|--------|--------|--------|--------|--------|--------|--------|--------|--------|--------|--------|--|
| PROGRESSIVE TERRENO | 209.04 | 209.03 | 209.01 | 209.00 | 208.99 | 208.95 | 208.92 | 208.90 | 208.91 | 208.76 | 208.80 | 208.87 | 208.85 | 208.19 | 208.33 | 208.32 | 208.30 | 208.27 | 208.23 | 208.40 | 208.42 | 208.43 | 208.42 | 208.27 | 208.38 | 208.40 | 208.42 | 208.80 | 208.86 | 208.86 | 208.72 | |
| QUOTE TERRENO | 2.50 | 2.50 | 2.50 | 2.50 | 2.50 | 2.50 | 2.50 | 2.50 | 2.50 | 2.50 | 2.50 | 2.50 | 2.50 | 2.50 | 2.50 | 2.50 | 2.50 | 2.50 | 2.50 | 2.50 | 2.50 | 2.50 | 2.50 | 2.50 | 2.50 | 2.50 | 2.50 | 2.50 | 2.50 | 2.50 | 2.50 | |
| DISTANZE PARZIALI TERRENO | | | | | | | | | | | | | | | | | | | | | | | | | | | | | | | | |
| PROGRESSIVE PROGETTO | | | | | | | | | | | | | | | | | | | | | | | | | | | | | | | | |
| QUOTE PROGETTO | | | | | | | | | | | | | | | | | | | | | | | | | | | | | | | | |
| PARZIALI PROGETTO | | | | | | | | | | | | | | | | | | | | | | | | | | | | | | | | |



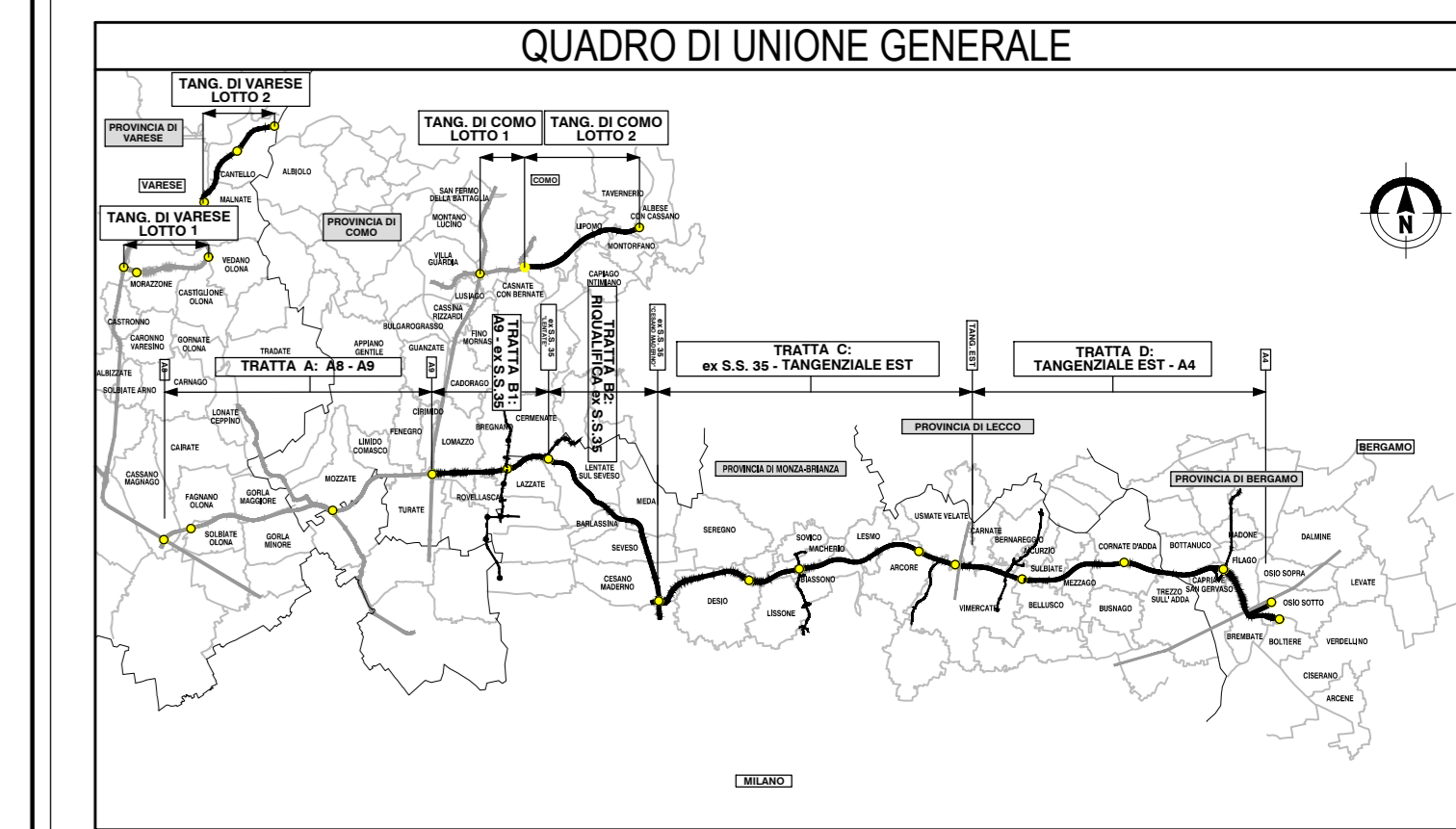
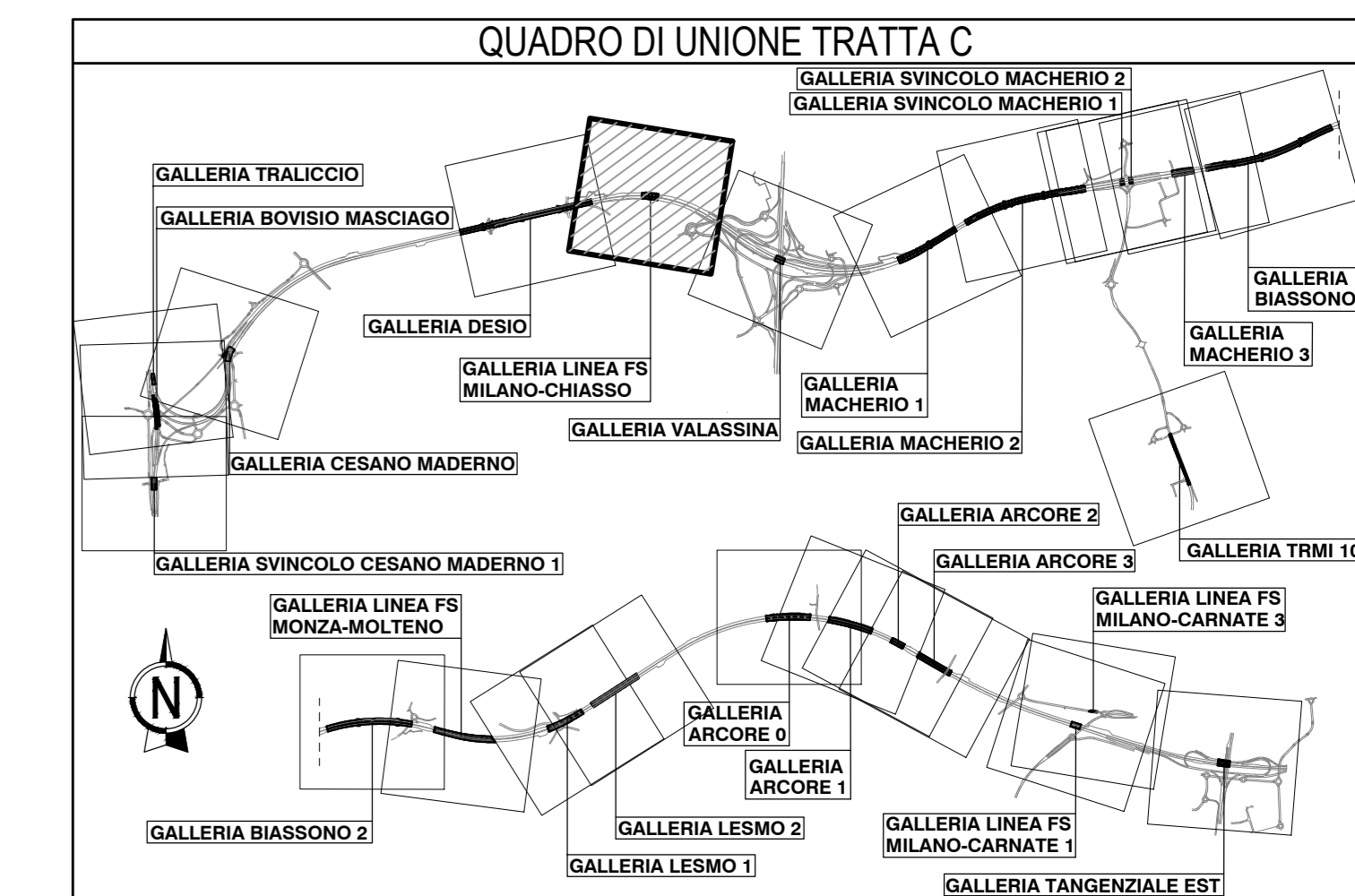
SEZIONE C-C
SCALA 1:200
GALLERIA FS MILANO-CHIASSO
Progressiva: 3+661.11 (OVEST) 3+652.66 (EST)

| | | | | | | | | | | | | | | | | | | | | | | | | | | | | | | | | | |
|----------------------|--------|--------|--------|--------|--------|--------|--------|--------|--------|--------|--------|--------|--------|--------|--------|--------|--------|--------|--------|--------|--------|--------|--------|--------|--------|--------|--------|--------|--------|--------|--------|--|--|
| PROGRESSIVE TERRENO | 208.92 | 208.91 | 208.88 | 208.85 | 208.82 | 208.80 | 208.79 | 208.78 | 208.77 | 208.77 | 208.77 | 208.77 | 208.77 | 208.77 | 208.76 | 208.76 | 208.76 | 208.76 | 208.76 | 208.76 | 208.76 | 208.76 | 208.76 | 208.76 | 208.76 | 208.76 | 208.76 | 208.76 | 208.76 | 208.76 | 208.76 | | |
| QUOTE TERRENO | 2.50 | 2.50 | 2.50 | 2.50 | 2.50 | 2.50 | 2.50 | 2.50 | 2.50 | 2.50 | 2.50 | 2.50 | 2.50 | 2.50 | 2.50 | 2.50 | 2.50 | 2.50 | 2.50 | 2.50 | 2.50 | 2.50 | 2.50 | 2.50 | 2.50 | 2.50 | 2.50 | 2.50 | 2.50 | 2.50 | 2.50 | | |
| PARZIALI TERRENO | | | | | | | | | | | | | | | | | | | | | | | | | | | | | | | | | |
| PROGRESSIVE PROGETTO | | | | | | | | | | | | | | | | | | | | | | | | | | | | | | | | | |
| QUOTE PROGETTO | | | | | | | | | | | | | | | | | | | | | | | | | | | | | | | | | |
| PARZIALI PROGETTO | | | | | | | | | | | | | | | | | | | | | | | | | | | | | | | | | |



SEZIONE D-D
SCALA 1:200
GALLERIA FS MILANO-CHIASSO
Progressiva: 3+633.00 (OVEST) 3+625.00 (EST)

| | | | | | | | | | | | | | | | | | | | | | | | | | | | | | | | | | |
|---------------------------|--------|--------|--------|--------|--------|--------|--------|--------|--------|--------|--------|--------|--------|--------|--------|--------|--------|--------|--------|--------|--------|--------|--------|--------|--------|--------|--------|--------|--------|--------|--------|--------|--|
| PROGRESSIVE TERRENO | 208.99 | 208.99 | 208.99 | 208.99 | 208.99 | 208.99 | 208.99 | 208.99 | 208.99 | 208.99 | 208.99 | 208.99 | 208.99 | 208.99 | 208.99 | 208.99 | 208.99 | 208.99 | 208.99 | 208.99 | 208.99 | 208.99 | 208.99 | 208.99 | 208.99 | 208.99 | 208.99 | 208.99 | 208.99 | 208.99 | 208.99 | 208.99 | |
| QUOTE TERRENO | 2.50 | 2.50 | 2.50 | 2.50 | 2.50 | 2.50 | 2.50 | 2.50 | 2.50 | 2.50 | 2.50 | 2.50 | 2.50 | 2.50 | 2.50 | 2.50 | 2.50 | 2.50 | 2.50 | 2.50 | 2.50 | 2.50 | 2.50 | 2.50 | 2.50 | 2.50 | 2.50 | 2.50 | 2.50 | 2.50 | 2.50 | | |
| DISTANZE PARZIALI TERRENO | | | | | | | | | | | | | | | | | | | | | | | | | | | | | | | | | |
| PROGRESSIVE PROGETTO | | | | | | | | | | | | | | | | | | | | | | | | | | | | | | | | | |
| QUOTE PROGETTO | | | | | | | | | | | | | | | | | | | | | | | | | | | | | | | | | |
| PARZIALI PROGETTO | | | | | | | | | | | | | | | | | | | | | | | | | | | | | | | | | |



COLLEGAMENTO AUTOSTRADALE DALMINE-COMO-VARESE-VALICO DEL GAGGIOLO E OPERE AD ESSO CONNESSE

PROGETTO ESECUTIVO TRATTA C

OPERE D'ARTE MAGGIORI GALLERIE ARTIFICIALI GALLERIA LINEA FS MILANO-CHIASSO FASE DEFINITIVA - SEZIONI TRASVERSALI

CONTRAENTE GENERALE
PEDELOMBARDA NUOVA S.p.A.

REVISIONE
DATA: 2023-08-01
REVISIONE: 01

ELABORAZIONE PROGETTUALE
PROGETTISTA: [Firma]
REDAZIONE: [Firma]
VERIFICA: [Firma]
AUTORIZZAZIONE: [Firma]

PRODOTTORE
[Firma]

CONCORSO
[Firma]

PRODOTTORE
[Firma]

CONCORSO
[Firma]