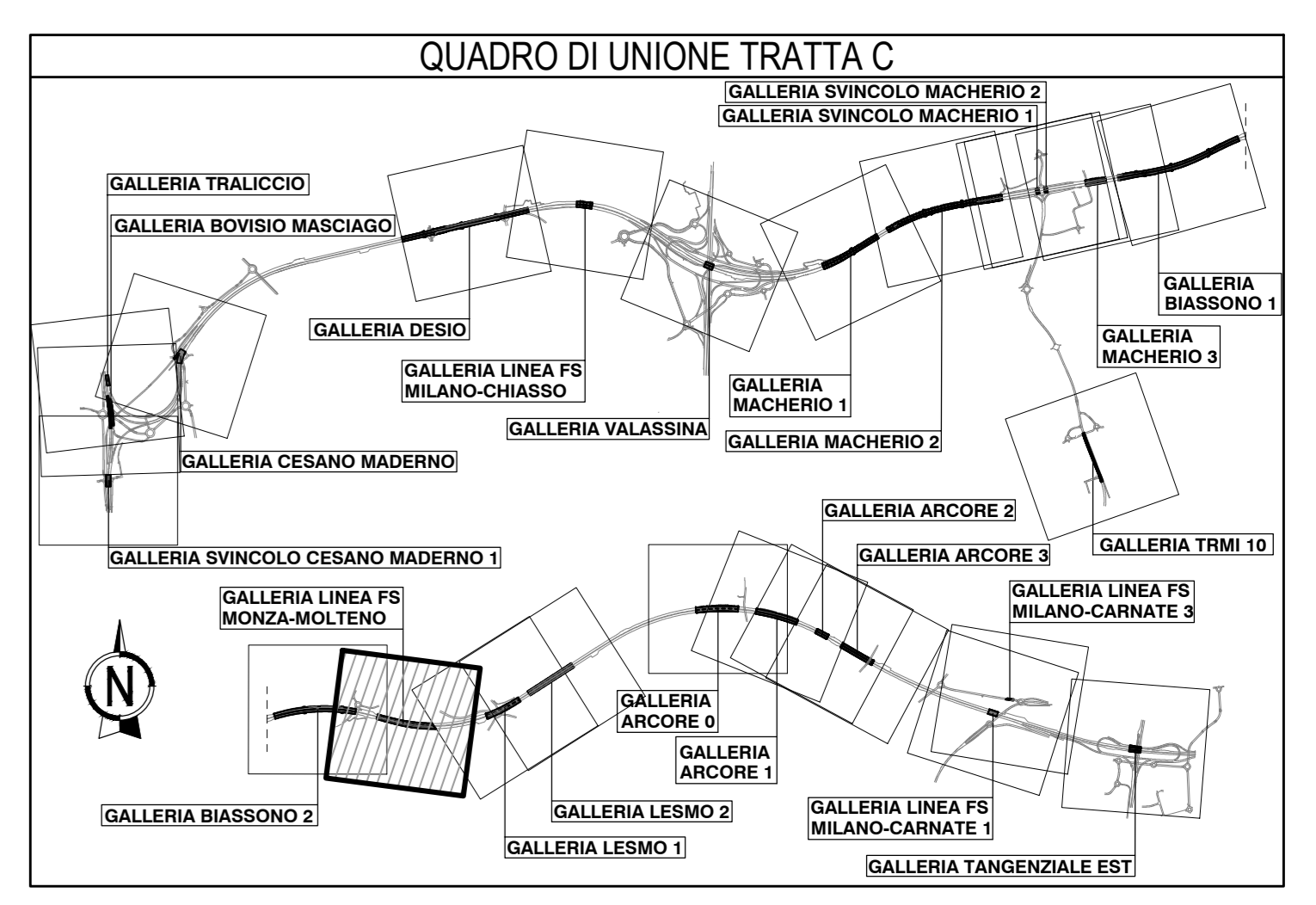
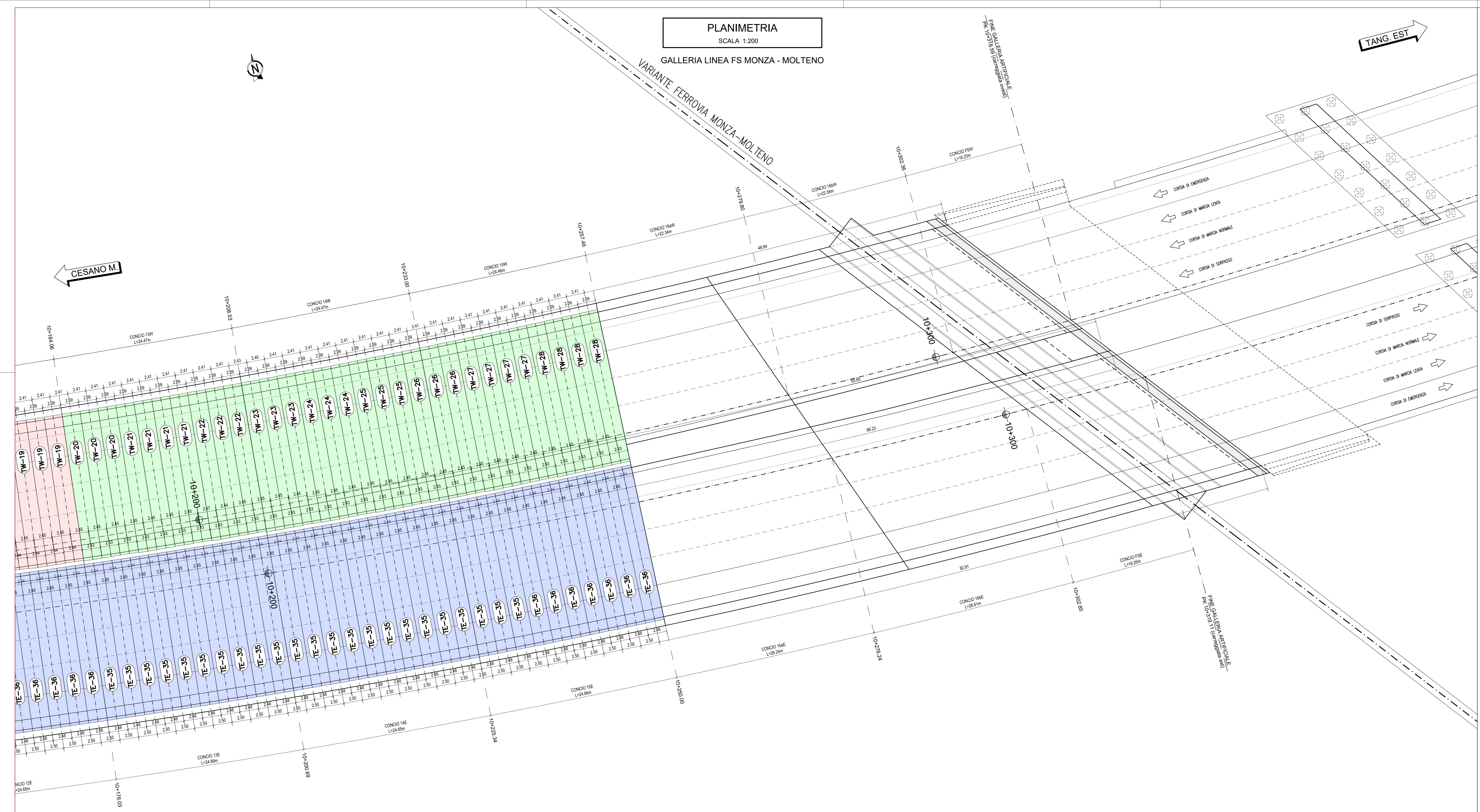


**PLANIMETRIA**  
SCALA 1:200

GALLERIA LINEA FS MONZA - MOLTENO

VARIANTE FERROVIA MONZA-MOLTENO



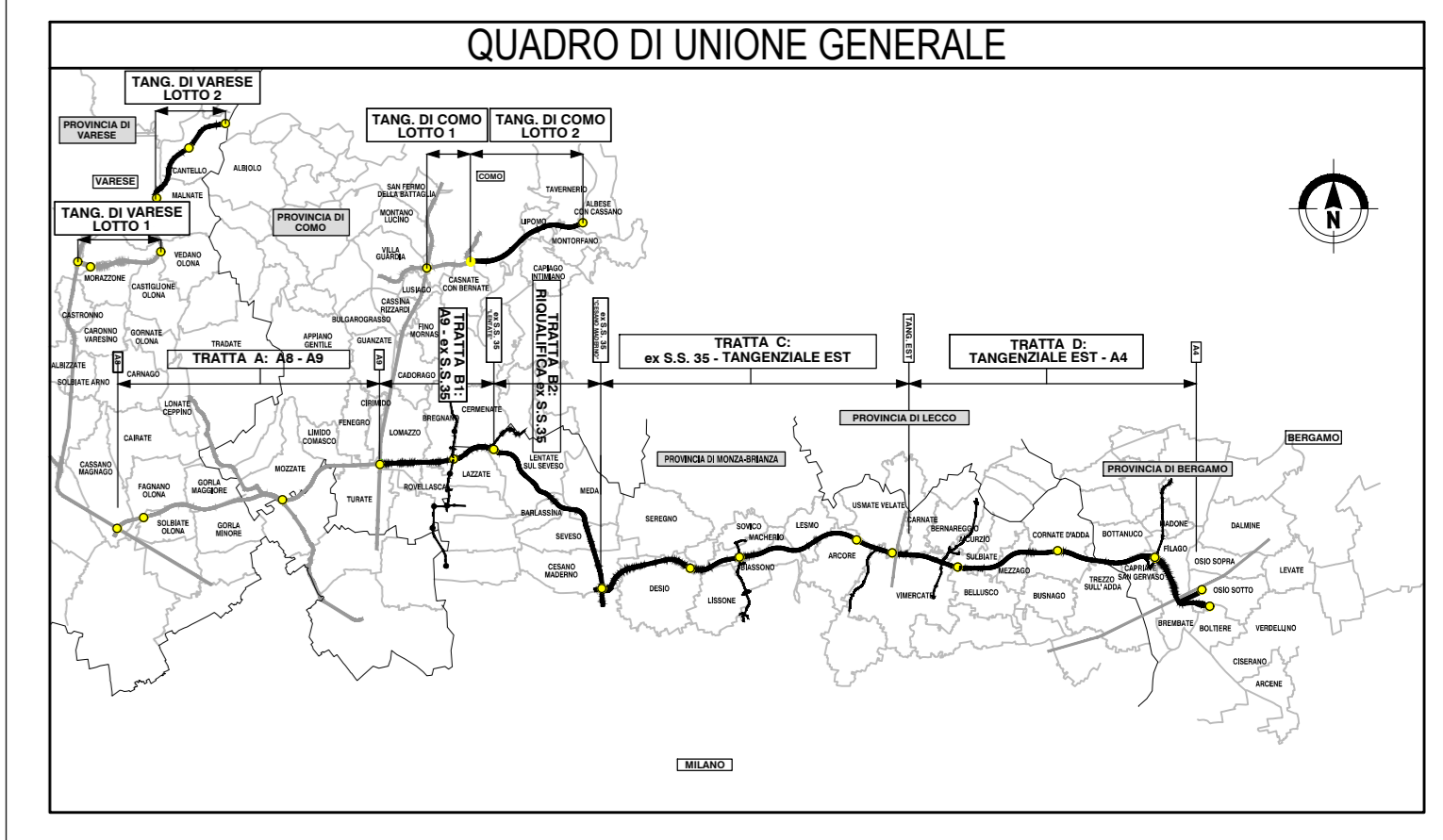
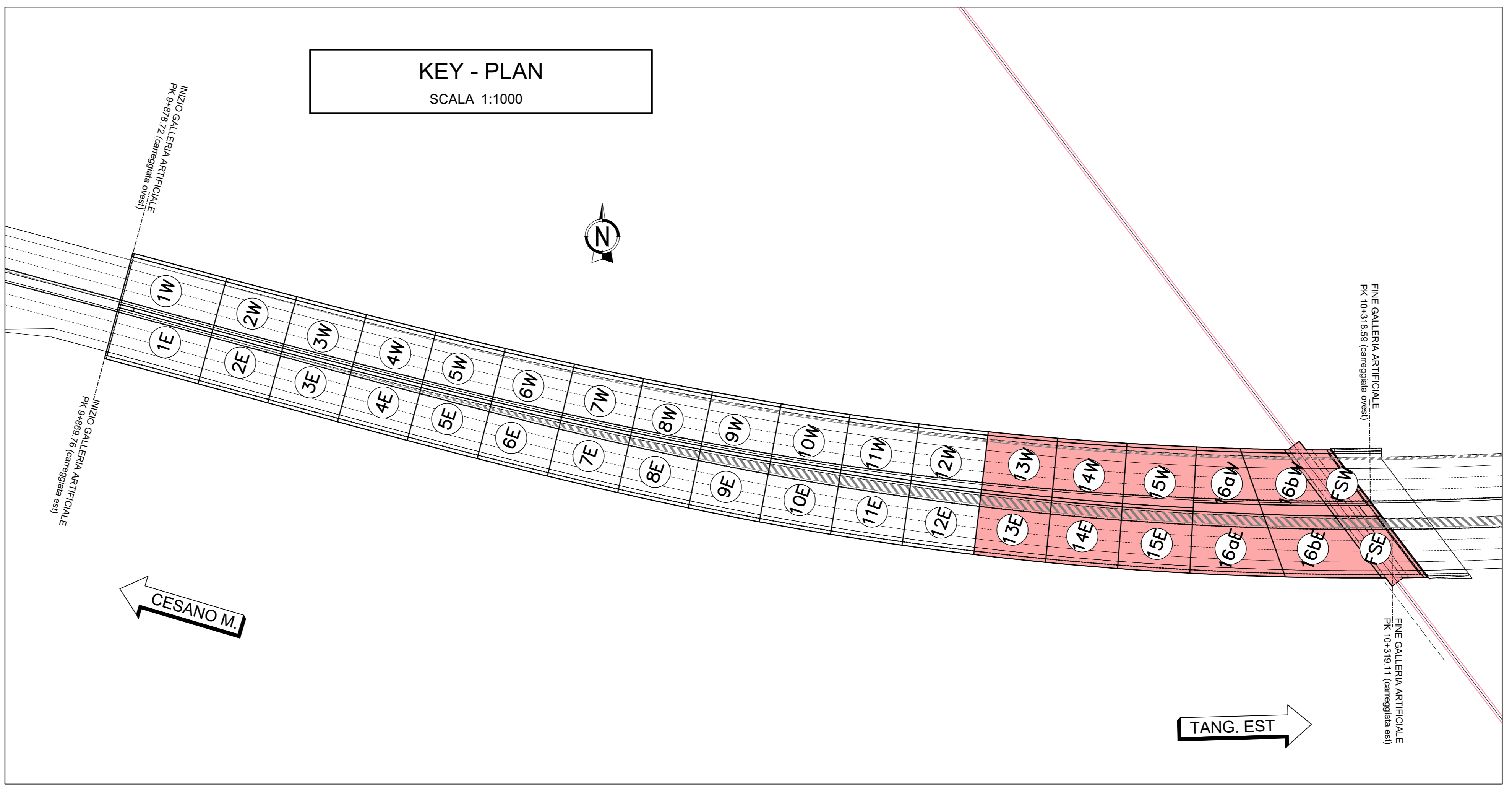
CESANO M.

TANG. EST

GALLERIA ARTIFICIALE FS Monza-Moltento EST			
TABELLA DIMENSIONI TRAVI PREFABBRICATE			
TRATTO	ID. TRAVE	QUANTITA'	L = mm
SCATOLARE	TE-0	11	17750
	TE-1	8	17810
	TE-2	5	17880
	TE-3	4	17970
	TE-4	3	18070
	TE-5	3	18150
	TE-6	3	18240
	TE-7	3	18340
	TE-8	3	18440
	TE-9	3	18550
	TE-10	2	18660
	TE-11	2	18750
	TE-12	2	18830
	TE-13	2	18920
	TE-14	2	19000
	TE-15	2	19100
	TE-16	2	19180
	TE-17	2	19280
	TE-18	2	19360
	TE-19	2	19460
	TE-20	2	19550
	TE-21	2	19650
	TE-22	2	19740
	TE-23	2	19840
	TE-24	2	19940
	TE-25	2	20040
	TE-26	2	20130
	TE-27	2	20230
	TE-28	2	20320
	TE-29	2	20410
	TE-30	2	20500
	TE-31	2	20590
	TE-32	2	20680
	TE-33	2	20770
	TE-34	5	20840
	TE-35	32	20900
TE-36	20	20950	
		151	

GALLERIA ARTIFICIALE FS Monza-Moltento OVEST			
TABELLA DIMENSIONI TRAVI PREFABBRICATE			
TRATTO	ID. TRAVE	QUANTITA'	L = mm
SCATOLARE	TW-0	11	17820
	TW-1	10	17930
	TW-2	10	18030
	TW-3	10	18140
	TW-4	10	18240
	TW-5	10	18350
	TW-6	5	18400
	TW-7	5	18500
	TW-8	5	18550
	TW-9	5	18600
	TW-10	10	18650
	TW-11	3	18650
	TW-12	4	18740
	TW-13	4	18840
	TW-14	3	18960
	TW-15	3	19090
	TW-16	4	19200
	TW-17	3	19350
	TW-18	3	19460
	TW-19	3	19570
	TW-20	3	19700
	TW-21	4	19800
	TW-22	3	19910
	TW-23	3	20050
	TW-24	3	20150
	TW-25	3	20250
	TW-26	3	20350
	TW-27	4	24450
TW-28	4	20550	
		151	

**KEY - PLAN**  
SCALA 1:1000



**COLLEGAMENTO AUTOSTRADALE DALMINE-COMO-VARESE-VALICO DEL GAGGIOLO E OPERE AD ESSO CONNESSE**

**PROGETTO ESECUTIVO TRATTA C**

**OPERE D'ARTE MAGGIORI**  
GALLERIE ARTIFICIALI  
GALLERIA LINEA FS MONZA - MOLTENO  
CARPENTERIA - PLANIMETRIA SCANSIONE TRAVI - TAVOLA 3

IDENTIFICAZIONE ELABORAZIONE		CONTRAENTE GENERALE	
PROGETTO	REVISIONE	DATA	REVISIONE
ELABORAZIONE	ELABORAZIONE PROGETTUALE	DATA	REVISIONE
VERIFICA	VERIFICA	DATA	REVISIONE
APPROVAZIONE	APPROVAZIONE	DATA	REVISIONE