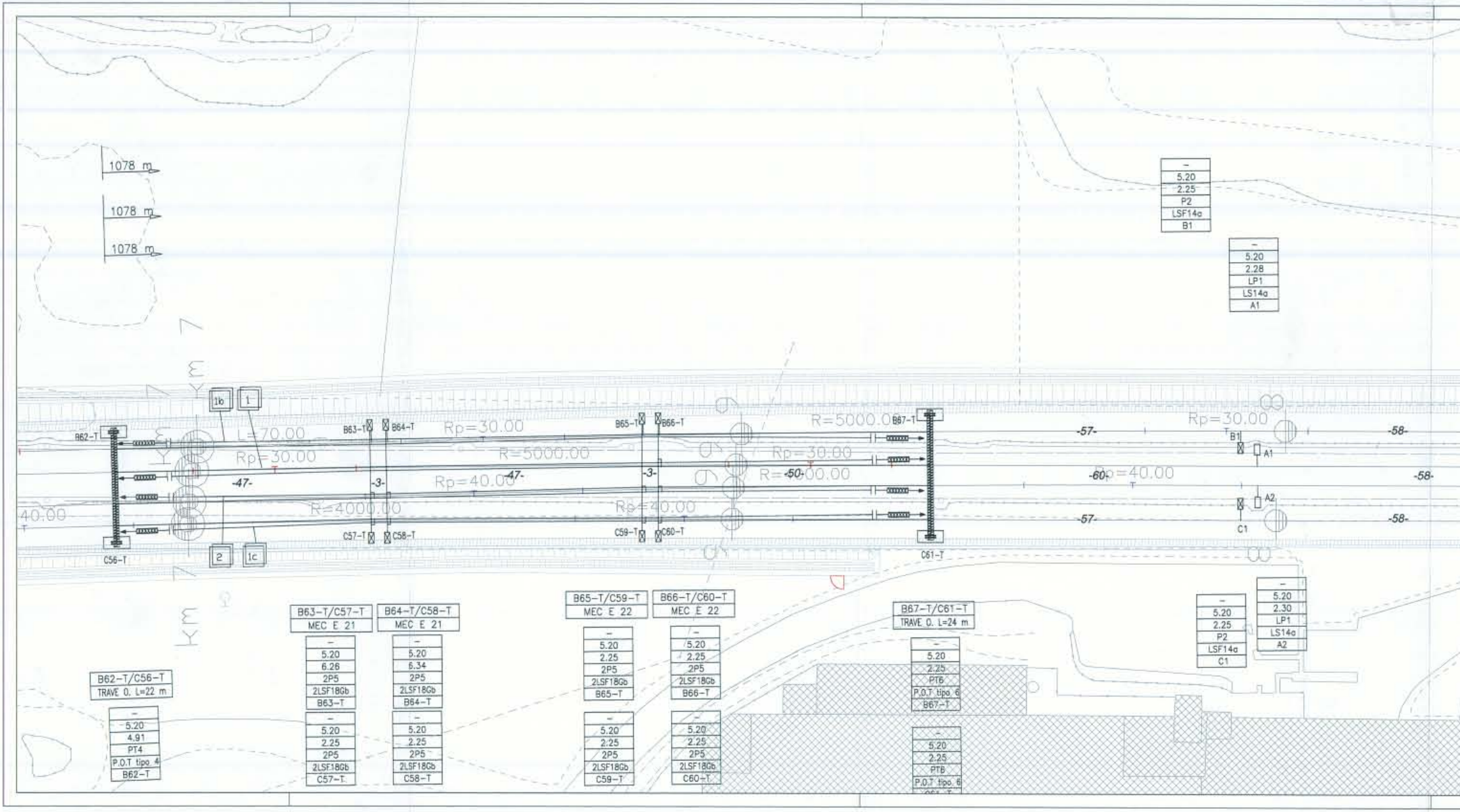
1078 m
1078 m
1078 m
km 7
km 7
km 7
1b
1
2
1c
B62-T
C56-T
L=70.00
Rp=30.00
-47-
40.00
R=4000.00
B63-T
B64-T
C57-T
C58-T
-3-
Rp=30.00
R=5000.00
Rp=40.00
-47-
B65-T
B66-T
C59-T
C60-T
-3-
Rp=40.00
R=5000.00
Rp=30.00
R=-50-00.00
B67-T
C61-T
-57-
-57-
-60-
Rp=40.00
Rp=30.00
B1
A1
A2
C1
-58-
-58-
-58-
B62-T/C56-T
TRAVE O. L=22 m
–
5.20
4.91
PT4
P.O.T tipo 4
B62-T
B63-T/C57-T
MEC E 21
–
5.20
6.26
2P5
2LSF18Gb
B63-T
–
5.20
2.25
2P5
2LSF18Gb
C57-T
B64-T/C58-T
MEC E 21
–
5.20
6.34
2P5
2LSF18Gb
B64-T
–
5.20
2.25
2P5
2LSF18Gb
C58-T
B65-T/C59-T
MEC E 22
–
5.20
2.25
2P5
2LSF18Gb
B65-T
–
5.20
2.25
2P5
2LSF18Gb
C59-T
B66-T/C60-T
MEC E 22
–
5.20
2.25
2P5
2LSF18Gb
B66-T
–
5.20
2.25
2P5
2LSF18Gb
C60-T
B67-T/C61-T
TRAVE O. L=24 m
–
5.20
2.25
PT6
P.O.T tipo 6
B67-T
–
5.20
2.25
PT6
P.O.T tipo 6
–
5.20
2.25
P2
LSF14a
B1
–
5.20
2.28
LP1
LS14a
A1
–
5.20
2.25
P2
LSF14a
C1
–
5.20
2.30
LP1
LS14a
A2

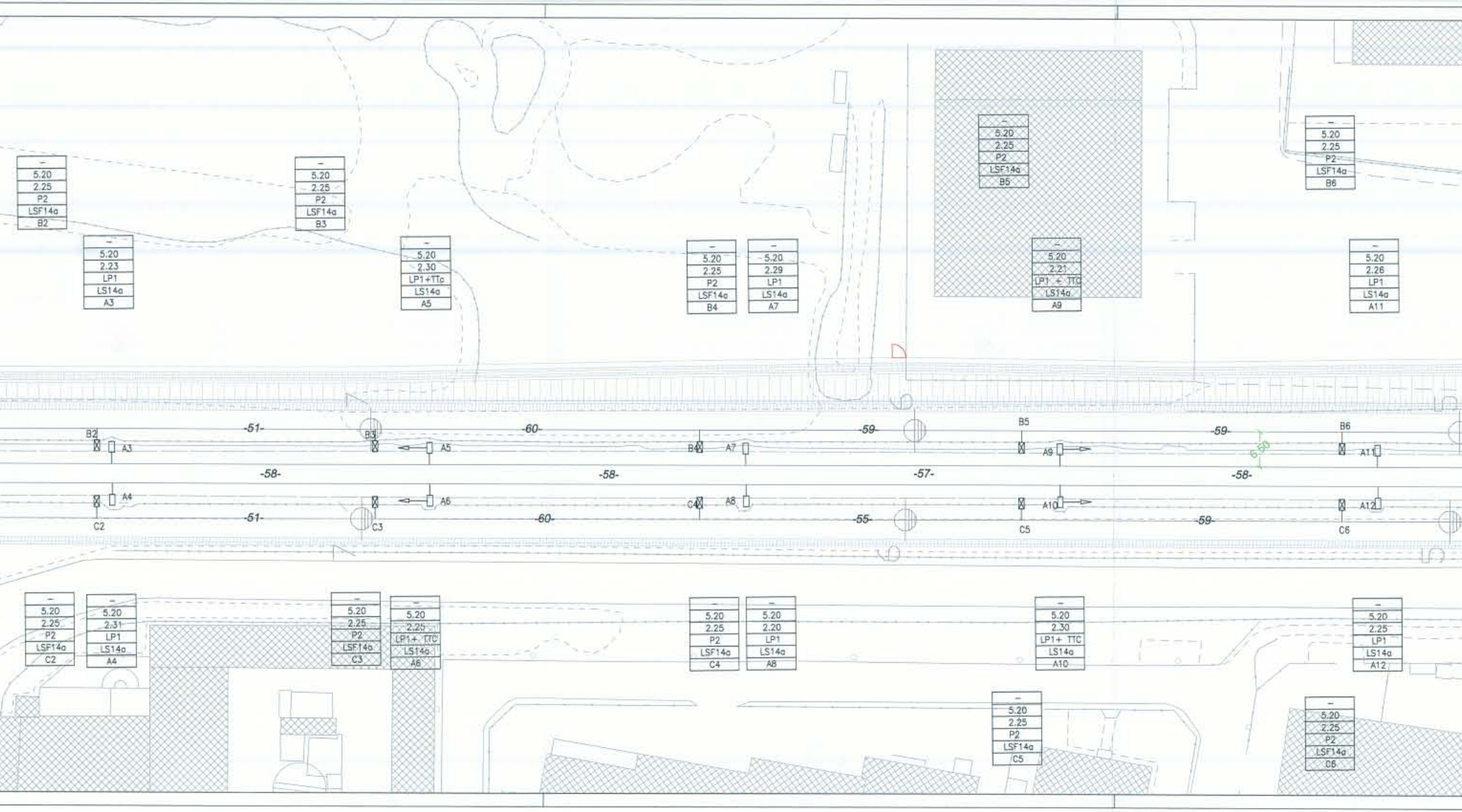

– 5.20 2.25 P2 LSF14a B2
– 5.20 2.25 P2 LSF14a B3
– 5.20 2.23 LP1 LS14a A3
– 5.20 2.30 LP1+TTc LS14a A5
– 5.20 2.25 P2 LSF14a B4
– 5.20 2.29 LP1 LS14a A7
– 5.20 2.25 P2 LSF14a B5
– 5.20 2.21 LP1 + TTC LS14a A9
– 5.20 2.25 P2 LSF14a B6
– 5.20 2.26 LP1 LS14a A11
B2
A3
B3
A5
B4
A7
B5
A9
B6
A11
-51-
-60-
-59-
-59-
6.50
-58-
-58-
-57-
-58-
A4
A6
C4
A8
A10
A12
C2
C3
C5
C6
-51-
-60-
-55-
-59-
– 5.20 2.25 P2 LSF14a C2
– 5.20 2.31 LP1 LS14a A4
– 5.20 2.25 P2 LSF14a C3
– 5.20 2.25 LP1+ TTC LS14a A6
– 5.20 2.25 P2 LSF14a C4
– 5.20 2.20 LP1 LS14a A8
– 5.20 2.30 LP1+ TTC LS14a A10
– 5.20 2.25 LP1 LS14a A12
– 5.20 2.25 P2 LSF14a C5
– 5.20 2.25 P2 LSF14a C6

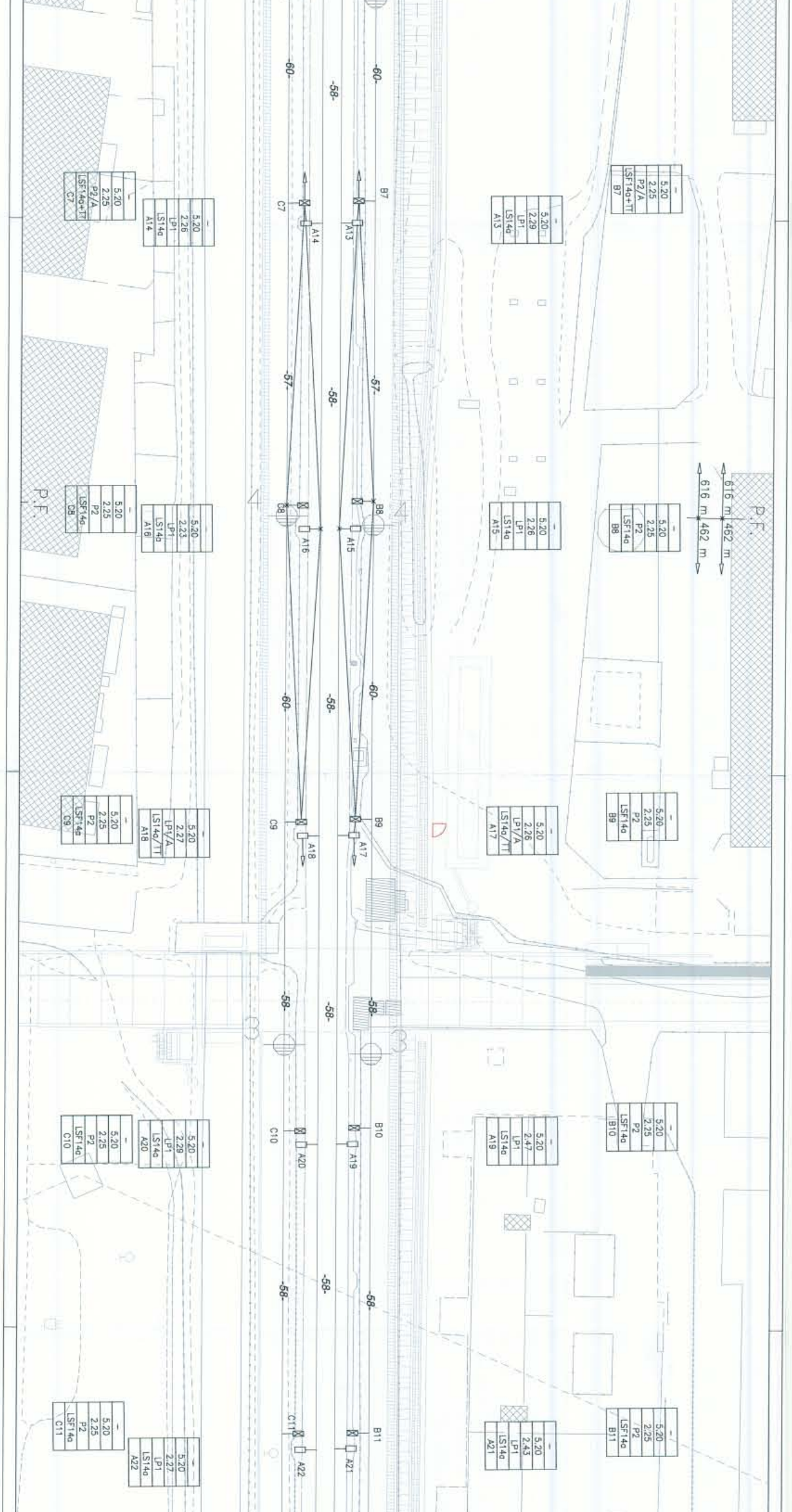
P.F.
P.F.
616 m
462 m
462 m
616 m
-60-
-58-
-57-
C7
C8
C9
C10
C11
B7
B8
B9
B10
B11
A13
A14
A15
A16
A17
A18
A19
A20
A21
A22
– 5.20 2.25 P2/A LSF14a+TT C7
– 5.20 2.26 LP1 LS14a A14
– 5.20 2.25 P2 LSF14a C8
– 5.20 2.23 LP1 LS14a A16
– 5.20 2.25 P2 LSF14a C9
– 5.20 2.27 LP1/A LS14a/TT A18
– 5.20 2.25 P2 LSF14a C10
– 5.20 2.29 LP1 LS14a A20
– 5.20 2.25 P2 LSF14a C11
– 5.20 2.27 LP1 LS14a A22
– 5.20 2.29 LP1 LS14a A13
– 5.20 2.25 P2/A LSF14a+TT B7
– 5.20 2.26 LP1 LS14a A15
– 5.20 2.25 P2 LSF14a B8
– 5.20 2.26 LP1/A LS14a/TT A17
– 5.20 2.25 P2 LSF14a B9
– 5.20 2.47 LP1 LS14a A19
– 5.20 2.25 P2 LSF14a B10
– 5.20 2.43 LP1 LS14a A21
– 5.20 2.25 P2 LSF14a B11

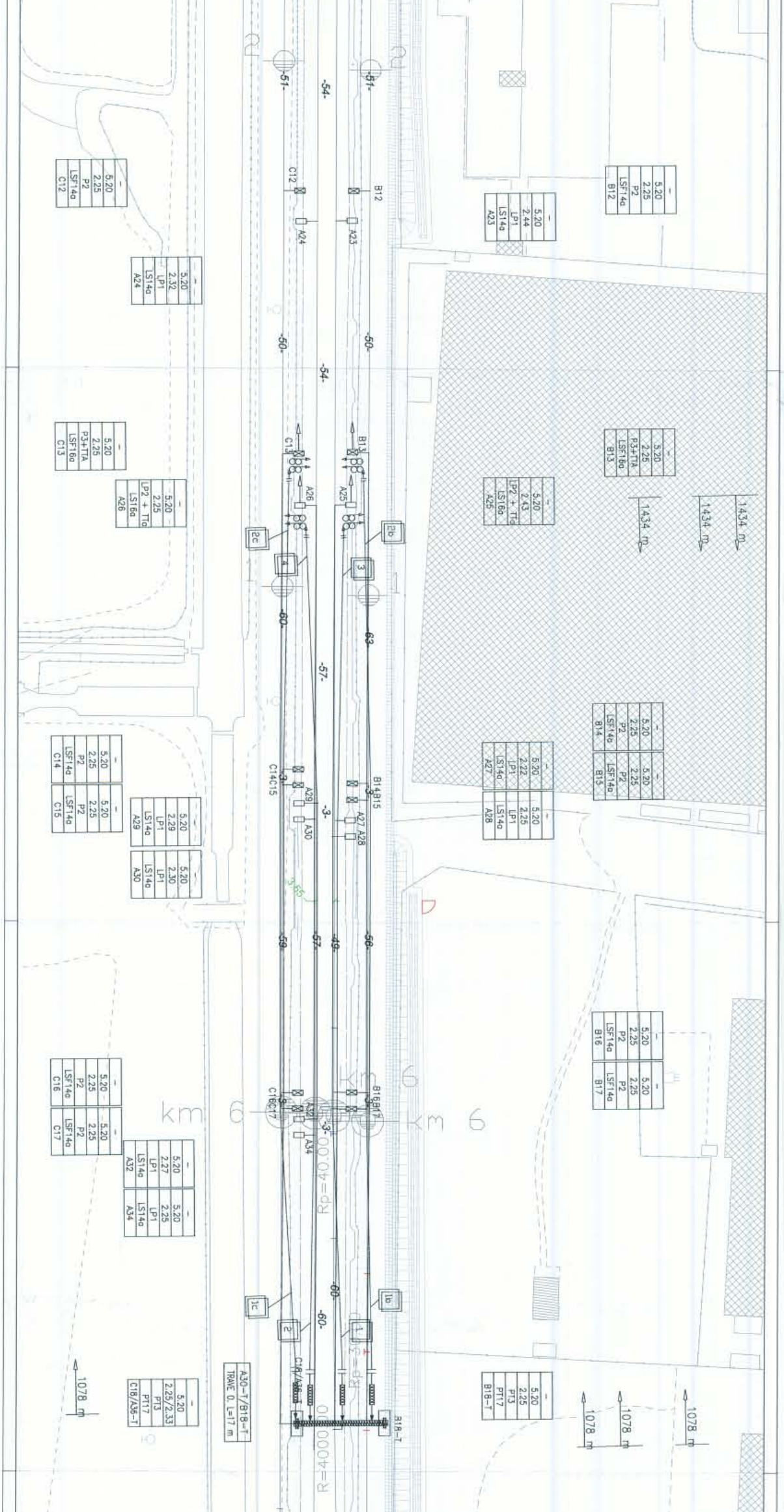
-51-
-54-
-51-
C12
B12
A24
A23
– 5.20 2.25 P2 LSF14a C12
– 5.20 2.32 LP1 LS14a A24
– 5.20 2.25 P2 LSF14a B12
– 5.20 2.44 LP1 LS14a A23
-50-
-54-
-50-
C13
B13
A26
A25
– 5.20 2.25 P3+TTA LSF16a C13
– 5.20 2.25 LP2 + TTa LS16a A26
– 5.20 2.25 P3+TTA LSF16a B13
– 5.20 2.43 LP2 + TTa LS16a A25
1434 m
1434 m
1434 m
2c
2b
4
3
-60-
-57-
-63-
C14C15
B14B15
A29
A30
A27 A28
-3-
– 5.20 2.25 P2 LSF14a C14
– 5.20 2.25 P2 LSF14a C15
– 5.20 2.29 LP1 LS14a A29
– 5.20 2.30 LP1 LS14a A30
– 5.20 2.25 P2 LSF14a B14
– 5.20 2.25 P2 LSF14a B15
– 5.20 2.22 LP1 LS14a A27
– 5.20 2.25 LP1 LS14a A28
3.65
D
-59-
-57-
-49-
-58-
– 5.20 2.25 P2 LSF14a B16
– 5.20 2.25 P2 LSF14a B17
km 6
km 6
km 6
C16C17
B16B17
A32
A34
Rp=4000.00
– 5.20 2.25 P2 LSF14a C16
– 5.20 2.25 P2 LSF14a C17
– 5.20 2.27 LP1 LS14a A32
– 5.20 2.25 LP1 LS14a A34
1c
1b
2
1
-60-
-60-
C18/A36-T
B18-T
– 5.20 2.25/2.33 PT3 PT17 C18/A36-T
A30-T/B18-T TRAVE 0, L=17 m
– 5.20 2.25 PT3 PT17 B18-T
1078 m
1078 m
1078 m
1078 m

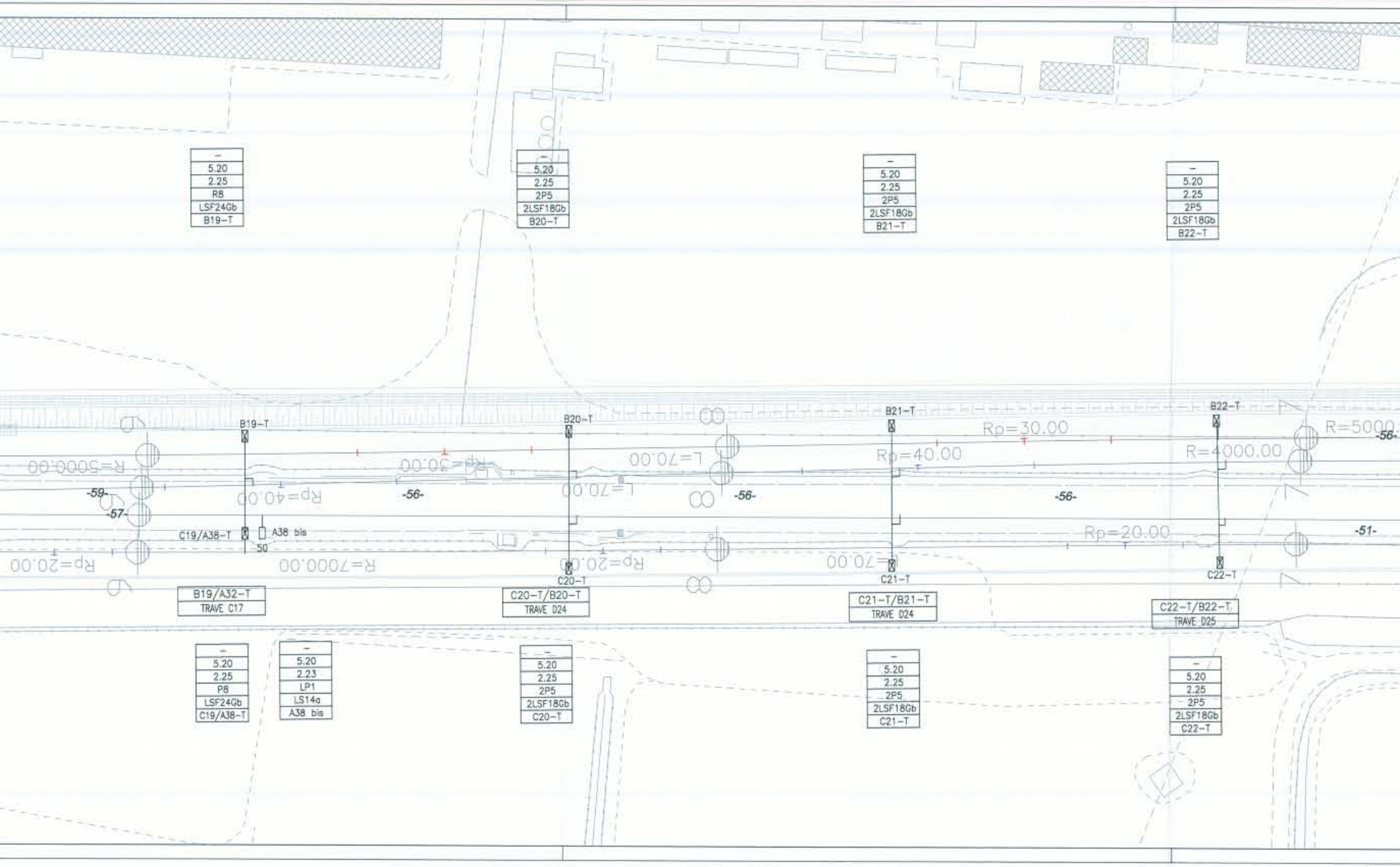
– 5.20 2.25 R8 LSF24Gb B19-T
– 5.20 2.25 2P5 2LSF18Gb B20-T
– 5.20 2.25 2P5 2LSF18Gb B21-T
– 5.20 2.25 2P5 2LSF18Gb B22-T
B19-T
B20-T
B21-T
B22-T
R=5000.00
Rp=30.00
L=70.00
Rp=40.00
Rp=30.00
R=4000.00
R=5000
-56-
-59-
-57-
Rp=40.00
-56-
L=70.00
-56-
-56-
C19/A38-T
A38 bis
50
Rp=20.00
-51-
Rp=20.00
R=7000.00
Rp=20.00
L=70.00
C20-T
C21-T
C22-T
B19/A32-T TRAVE C17
C20-T/B20-T TRAVE D24
C21-T/B21-T TRAVE D24
C22-T/B22-T TRAVE D25
– 5.20 2.25 P8 LSF24Gb C19/A38-T
– 5.20 2.23 LP1 LS14a A38 bis
– 5.20 2.25 2P5 2LSF18Gb C20-T
– 5.20 2.25 2P5 2LSF18Gb C21-T
– 5.20 2.25 2P5 2LSF18Gb C22-T

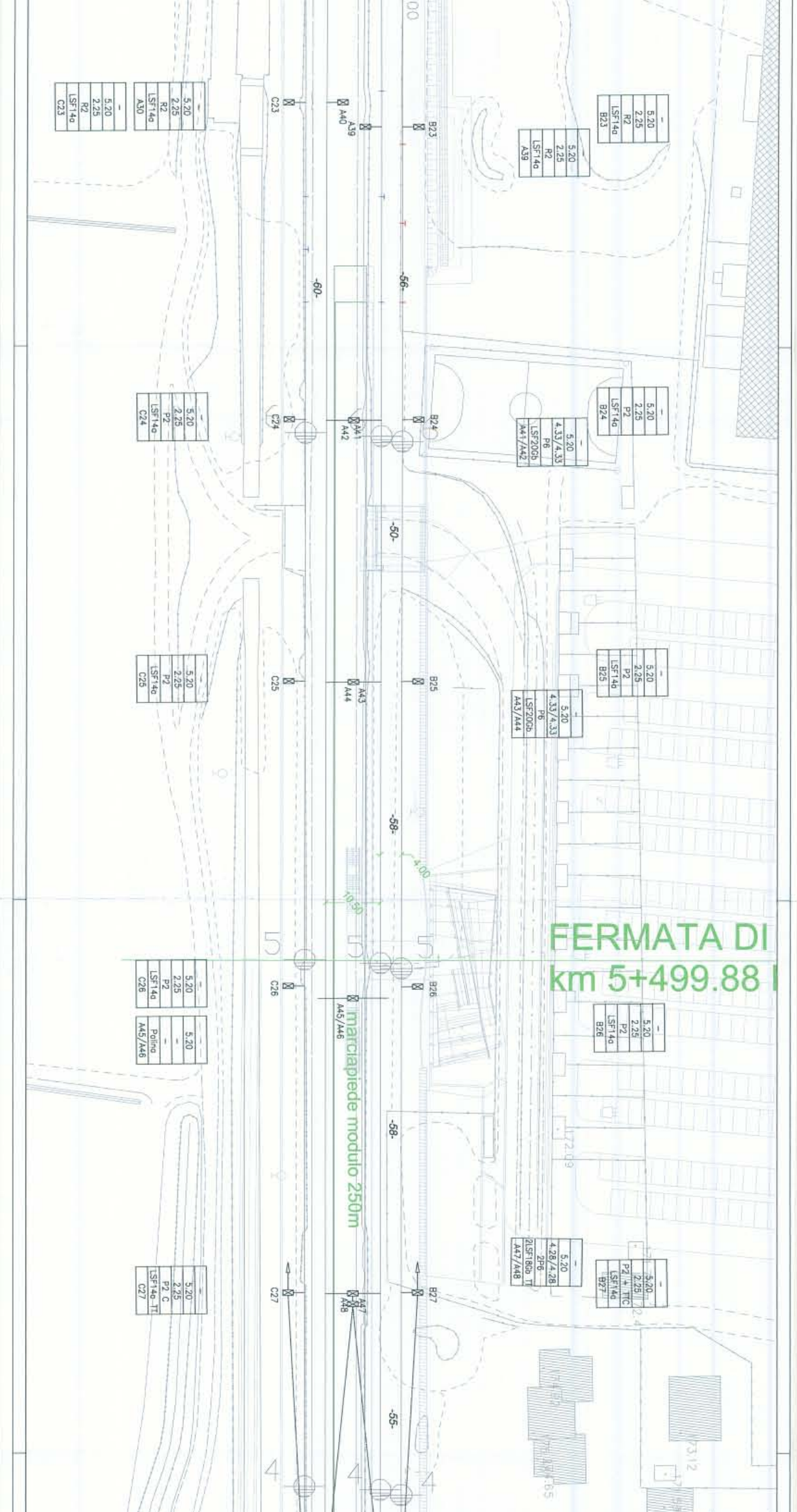
FERMATA DI
km 5+499.88
marciapiede modulo 250m
– 5.20 2.25 R2 LSF14a A30
– 5.20 2.25 R2 LSF14a C23
– 5.20 2.25 R2 LSF14a B23
– 5.20 2.25 R2 LSF14a A39
C23
A40
A39
B23
– 5.20 2.25 P2 LSF14a C24
– 5.20 2.25 P2 LSF14a B24
– 5.20 4.33/4.33 P6 LSF20Gb A41/A42
C24
A41
A42
B24
– 5.20 2.25 P2 LSF14a C25
– 5.20 2.25 P2 LSF14a B25
– 5.20 4.33/4.33 P6 LSF20Gb A43/A44
C25
A43
A44
B25
– 5.20 2.25 P2 LSF14a C26
– 5.20 – Polino A45/A46
– 5.20 2.25 P2 LSF14a B26
C26
A45/A46
B26
– 5.20 2.25 P2 C LSF14a TT C27
– 5.20 4.28/4.28 2P6 2LSF18Gb TT A47/A48
– 5.20 2.25 P2 + TTC LSF14a B27
C27
A47
A48
B27
-60-
-56-
-50-
-58-
-58-
-55-
4.00
10.50

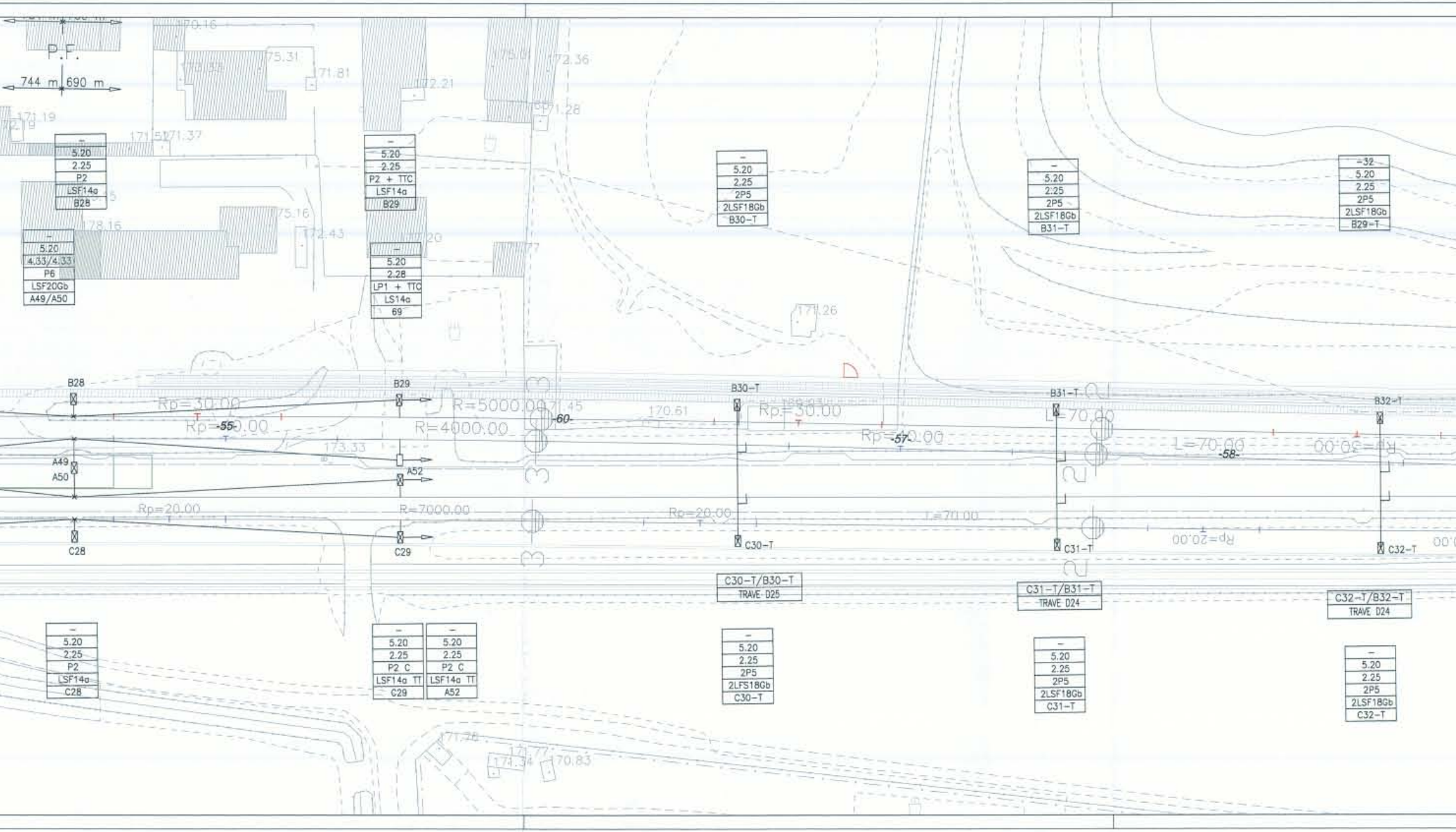
P.F.
744 m
690 m
–
5.20
2.25
P2
LSF14a
B28
–
5.20
4.33/4.33
P6
LSF20Gb
A49/A50
–
5.20
2.25
P2 + TTC
LSF14a
B29
–
5.20
2.28
LP1 + TTC
LS14a
69
–
5.20
2.25
2P5
2LSF18Gb
B30–T
–
5.20
2.25
2P5
2LSF18Gb
B31–T
–32
5.20
2.25
2P5
2LSF18Gb
B29–T
B28
A49
A50
C28
B29
A52
C29
B30–T
C30–T
B31–T
C31–T
B32–T
C32–T
Rp=30.00
Rp=–55–0.00
R=5000.00
R=4000.00
-60-
Rp=20.00
R=7000.00
Rp=30.00
Rp=–57–0.00
L=70.00
L=70.00
-58-
Rp=30.00
Rp=20.00
L=70.00
Rp=20.00
170.16
175.31
171.81
172.21
175.01
172.36
171.28
171.19
171.51
171.37
178.16
175.16
172.43
177.20
177
173.33
171.45
170.61
171.26
171.78
171.77
171.34
170.83
C30–T/B30–T
TRAVE D25
C31–T/B31–T
TRAVE D24
C32–T/B32–T
TRAVE D24
–
5.20
2.25
P2
LSF14a
C28
–
5.20
2.25
P2 C
LSF14a TT
C29
–
5.20
2.25
P2 C
LSF14a TT
A52
–
5.20
2.25
2P5
2LFS18Gb
C30–T
–
5.20
2.25
2P5
2LSF18Gb
C31–T
–
5.20
2.25
2P5
2LSF18Gb
C32–T


– 5.20 2.25 P8 LSF24Gb B33-T
– 5.20 2.25 R8 LSF24Gb B34-T
– 5.20 2.25 P2 LSF14a B35
– 5.20 2.25 P2 LSF14a B36
– 5.20 2.25 LP1 LS14a A57
– 5.20 2.22 LP1 LS14a A59
B33-T
B34-T
B35
B36
A57
A59
Rp=40.00
R=5000.00
Rp=30.00
R=4000.00
R=7000
Rp=20.00
-58-
-52-
174.35
172.17
6.50
3.30
A54
C33/A54bis-T
A56
C34/A56bis-T
C35
A58
C36
A60
Km 5
B33-T/A54bis-T
TRAVE C17
B34-T/A56bis-T
TRAVE C17
– 5.20 2.21 LP1 LS14a A54
– 5.20 2.37/2.38 P8 LSF24Gb C33/A54bis-T
– 5.20 2.25 LP1 LS14a A56
– 5.20 2.29/2.39 P8 LSF24Gb C34/A56bis-T
– 5.20 2.25 P2 LSF14a C35
– 5.20 2.22 LP1 LS14a A58
– 5.20 2.25 P2 LSF14a C36
– 5.20 2.21 LP1 LS14a A60

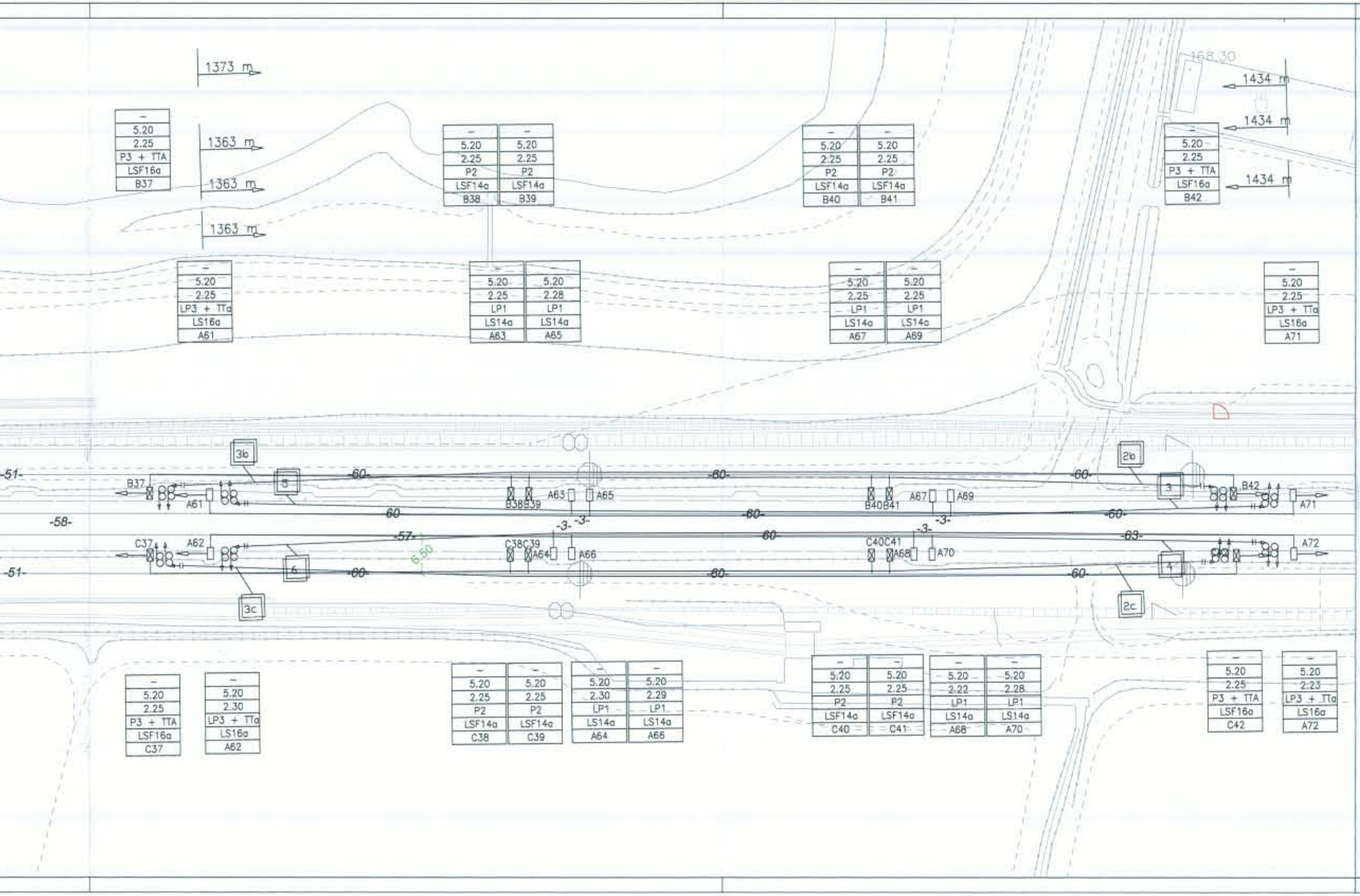

1373 m
1363 m
1363 m
1363 m
1434 m
1434 m
1434 m
168.30
– 5.20 2.25 P3 + TTA LSF16a B37
– 5.20 2.25 LP3 + TTa LS16a A61
– 5.20 2.25 P2 LSF14a B38
– 5.20 2.25 P2 LSF14a B39
– 5.20 2.25 LP1 LS14a A63
– 5.20 2.28 LP1 LS14a A65
– 5.20 2.25 P2 LSF14a B40
– 5.20 2.25 P2 LSF14a B41
– 5.20 2.25 LP1 LS14a A67
– 5.20 2.25 LP1 LS14a A69
– 5.20 2.25 P3 + TTA LSF16a B42
– 5.20 2.25 LP3 + TTa LS16a A71
– 5.20 2.25 P3 + TTA LSF16a C37
– 5.20 2.30 LP3 + TTa LS16a A62
– 5.20 2.25 P2 LSF14a C38
– 5.20 2.25 P2 LSF14a C39
– 5.20 2.30 LP1 LS14a A64
– 5.20 2.29 LP1 LS14a A66
– 5.20 2.25 P2 LSF14a C40
– 5.20 2.25 P2 LSF14a C41
– 5.20 2.22 LP1 LS14a A68
– 5.20 2.28 LP1 LS14a A70
– 5.20 2.25 P3 + TTA LSF16a C42
– 5.20 2.23 LP3 + TTa LS16a A72
-51-
-58-
-51-
-60-
60
-57-
6.50
-3-
-63-
B37
A61
B38B39
A63
A65
B40B41
A67
A69
B42
A71
C37
A62
C38C39
A64
A66
C40C41
A68
A70
A72
3b
3c
5
6
2b
2c
3
4

LEGENDA

SEGNI CO

– – – – – –	Conduttura inattiva
– · – · – · –	Conduttura di alimentazione
	Ormeggio con regolazione automatica 2 conduttori
	Ormeggio con regolazione automatica 1 conduttore
	Ormeggio senza regolazione automatica
	Collegamento elettrico di continuità
□	Terminale di conduttura
	Isolatore di sezione
	Sezionamento corda portante e filo di contatto
	Dispositivo di tensionatura a molla (Tensorex)
	Tirante a terra
	Punto Fisso
	Ormeggio conduttura

Sigle

Per i pali

	–
Altezza linea di contatto [m] –	H.L.C.
Distanza palo–rotaia [m] –	D.R.
Tipo del blocco –	Blocco
Tipo del sostegno –	Sostegno
Numero del sostegno –	Numero

A COLORI

TE ESISTENTE
TE REALIZZATA
TE PROVVISORIA REALIZZATA
TE IN PROGETTO
TE PROVVISORIA IN PROGETTO
TE DEMOLITA
ALIMENTAZIONI 3kVcc

NVENZIONALI

▯	Palo LS
☒	Palo LSF - Palina su pensilina
○	Palo M
▯—▯	Portale
☒—☒	Trave mec
⊶	Sospensione tipo galleria
-○-	Sezionatore a motore normalmente chiuso
-○-	Sezionatore telecomandato normalmente chiuso
-○-	Sezionatore manuale normalmente chiuso
-○-	Sezionatore a motore normalmente aperto
-○-	Sezionatore telecomandato normalmente aperto
-○-	Sezionatore manuale normalmente aperto
—▭—⏚	Scaricatore

Sigle

Per le sosp. da galleria

	–
Altezza linea di contatto [m] –	H.L.C.
	–
	–
Tipo del sostegno –	TIPO
Numero del sostegno –	Numero

FINALE

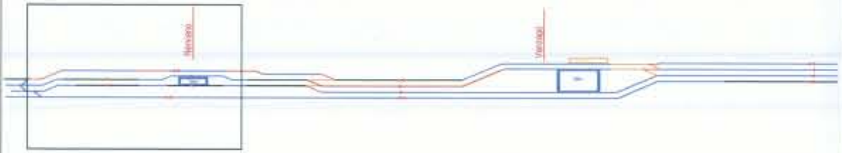
Nerviano
Vanzago

Tabella nuovi conduttori per LC

Condut. N°	dal picch.	ORM	al picch.	ORM	P.F. al picch.	Corda portante Sez 120 mmq n x L (mt)	Filo di contatto Sez 100 mmq n x L (mt)
4	38	R	96	R	A50	2x1434	2x1434
3	37	R	95	R	A49	2x1434	2x1434
1b	B62/C56	R	B18/C18	R	B8	2x1078	2x1078
1c	B62/C56	R	B18/C18	R	C8	2x1078	2x1078
2b	B13	R	B42	R	B28	2x1434	2x1434
2c	C13	R	C42	R	C28	2x1434	2x1434
1	B62/C56	R	B18/C18	R	B8	2x1078	2x1078
2	B62/C56	R	B18/C18	R	C8	2x1078	2x1078

COMMITTENTE:

RFI
RETE FERROVIARIA ITALIANA
GRUPPO FERROVIE DELLO STATO

PROGETTAZIONE:

ITALFERR
GRUPPO FERROVIE DELLO STATO

INFRASTRUTTURE FERROVIARIE STRATEGICHE DEFINITE DALLA LEGGE OBIETTIVO N. 443/01

DIREZIONE TECNICA - U.O. CENTRO DI PRODUZIONE MILANO

PROGETTO DEFINITIVO PER APPALTO INTEGRATO

POTENZIAMENTO DELLA LINEA RHO-ARONA. TRATTA RHO-GALLARATE
QUADRUPLICAMENTO RHO-PARABIAGO E RACCORDO Y

LINEA DI CONTATTO

Piano di elettrificazione - Fermata di Nerviano - Finale

SCALA:
1 : 500

COMMESSA	LOTTO	FASE	ENTE	TIPO DOC.	OPERA/DISCIPLINA	PROGR.	REV.
MDL1	12	D	26	P8	LC0300	004	B

Revis.	Descrizione	Redatto	Data	Verificato	Data	Approvato	Data	Autorizzato / Data
A	Emissione Esecutiva	L.Giorgini	18.10.2010	M.Reggiani	18.10.2010	S. Borelli		ITALFERR dott. ing. Donato LAVACCA Ordine Ingegneri di NOVARA n° 1109
B	Recepimento osservazioni validazione	A.Sperduto	12.04.2011	M.Reggiani	12.04.2011	S.Borelli		

File: MDL112D26P8LC0300004B.dwg

n. Elab.: