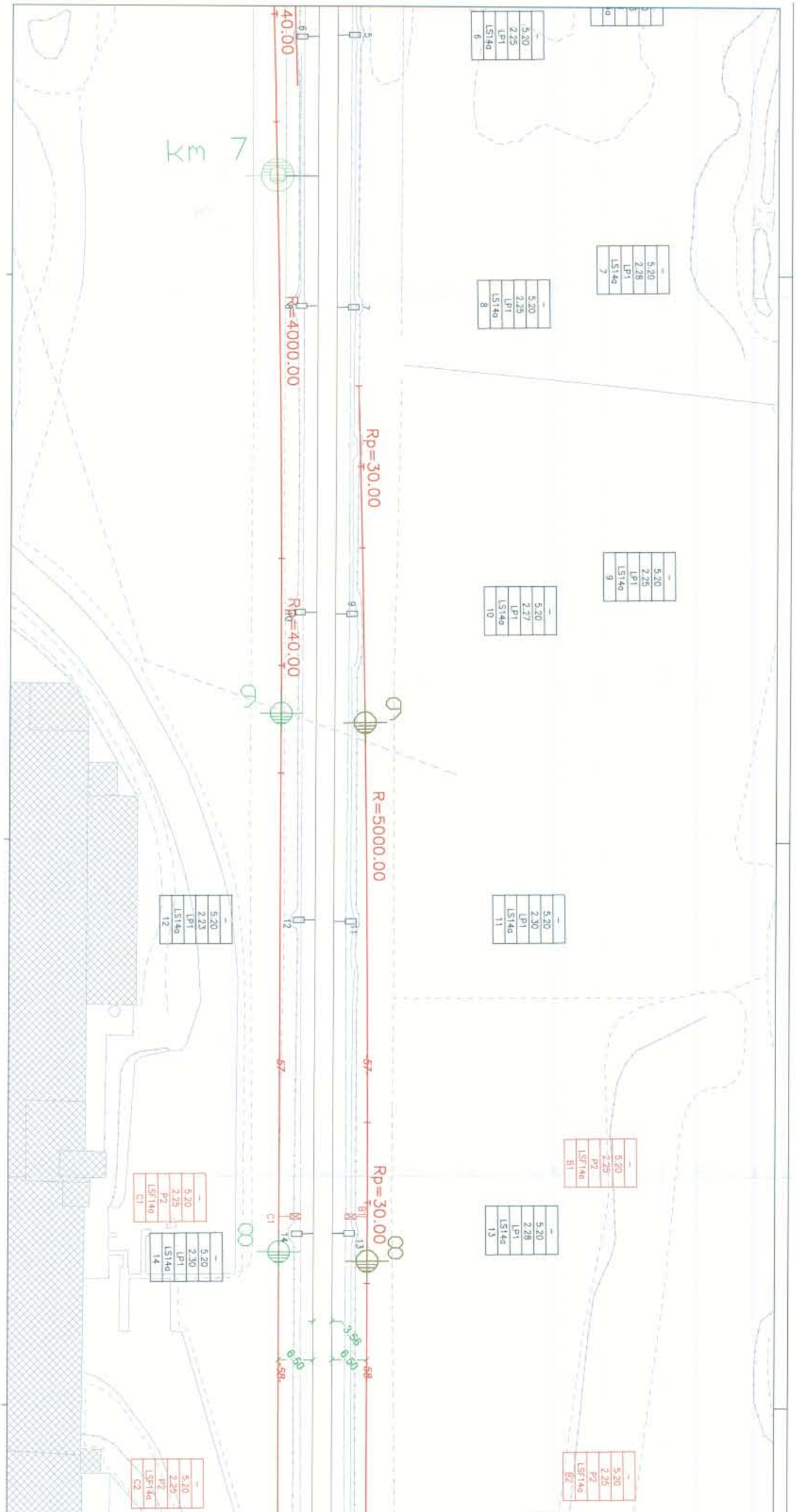

40.00
km 7
R=4000.00
Rp=30.00
R=40.00
R=5000.00
Rp=30.00
57
58
6.50
6.50
3.56
5
6
7
8
9
10
11
12
13
14
B1
C1
- 5.20 2.25 LP1 LS14a 6
- 5.20 2.28 LP1 LS14a 7
- 5.20 2.25 LP1 LS14a 8
- 5.20 2.25 LP1 LS14a 9
- 5.20 2.27 LP1 LS14a 10
- 5.20 2.30 LP1 LS14a 11
- 5.20 2.23 LP1 LS14a 12
- 5.20 2.28 LP1 LS14a 13
- 5.20 2.30 LP1 LS14a 14
- 5.20 2.25 P2 LSF14a B1
- 5.20 2.25 P2 LSF14a C1
- 5.20 2.25 P2 LSF14a B2
- 5.20 2.25 P2 LSF14a C2

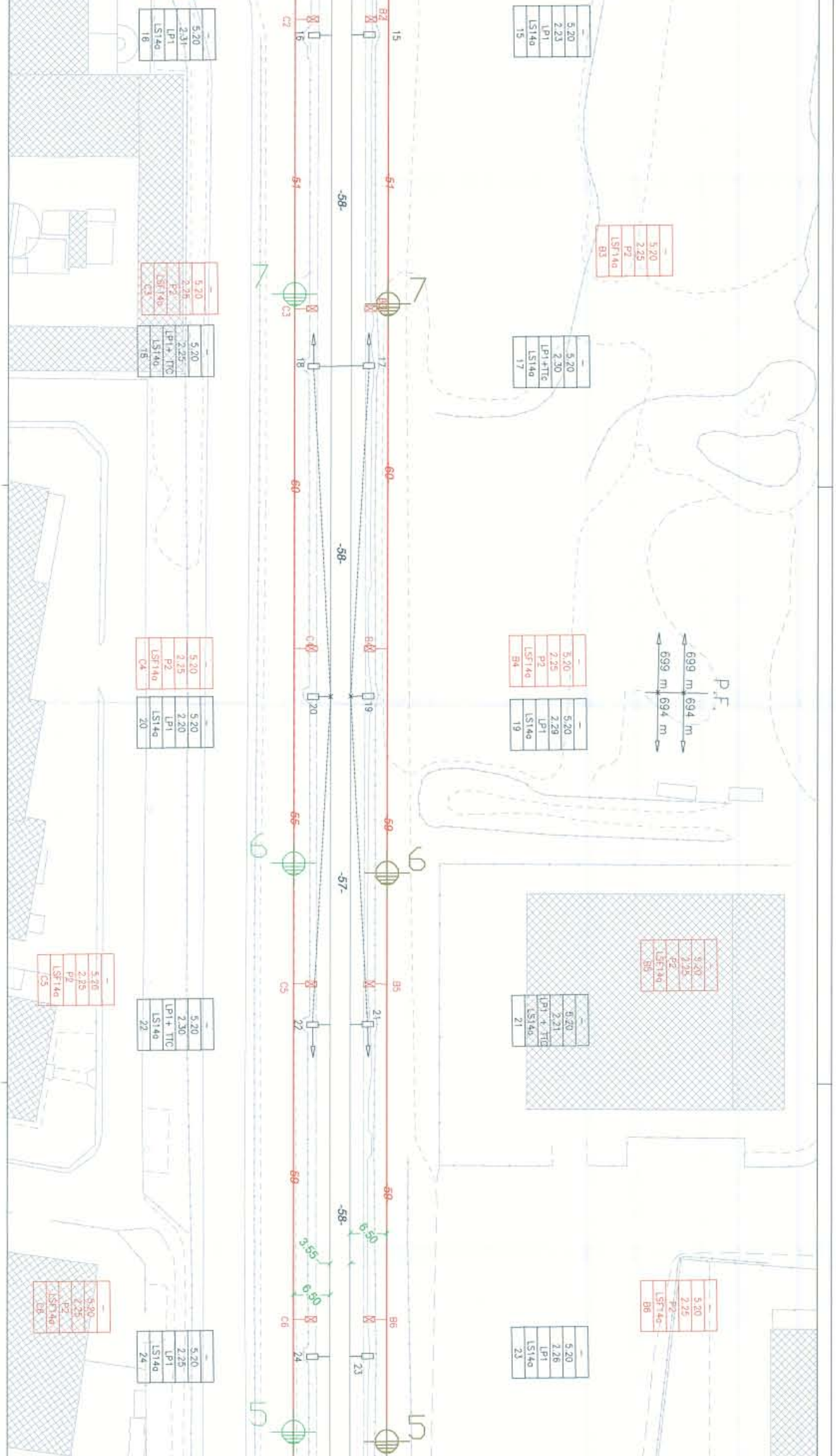
—
5.20
2.31
LP1
LS14a
16
—
5.20
2.23
LP1
LS14a
15
C2
B2
16
15
61
-58-
—
5.20
2.25
P2
LSF14a
B3
7
C3
—
5.20
2.25
P2
LSF14a
C3
—
5.20
2.25
LP1+ TTC
LS14a
18
18
17
—
5.20
2.30
LP1+TTc
LS14a
17
60
C4
B4
—
5.20
2.25
P2
LSF14a
C4
—
5.20
2.25
P2
LSF14a
B4
—
5.20
2.20
LP1
LS14a
20
20
19
—
5.20
2.29
LP1
LS14a
19
P.F.
699 m
694 m
699 m
694 m
59
6
-57-
—
5.20
2.25
P2
LSF14a
C5
C5
B5
—
5.20
2.25
P2
LSF14a
B5
—
5.20
2.30
LP1+ TTC
LS14a
22
22
21
—
5.20
2.21
LP1+TTC
LS14a
21
-58-
6.50
3.55
6.50
—
5.20
2.25
P2
LSF14a
C6
C6
B6
—
5.20
2.25
P2
LSF14a
B6
—
5.20
2.25
LP1
LS14a
24
24
23
—
5.20
2.26
LP1
LS14a
23
5

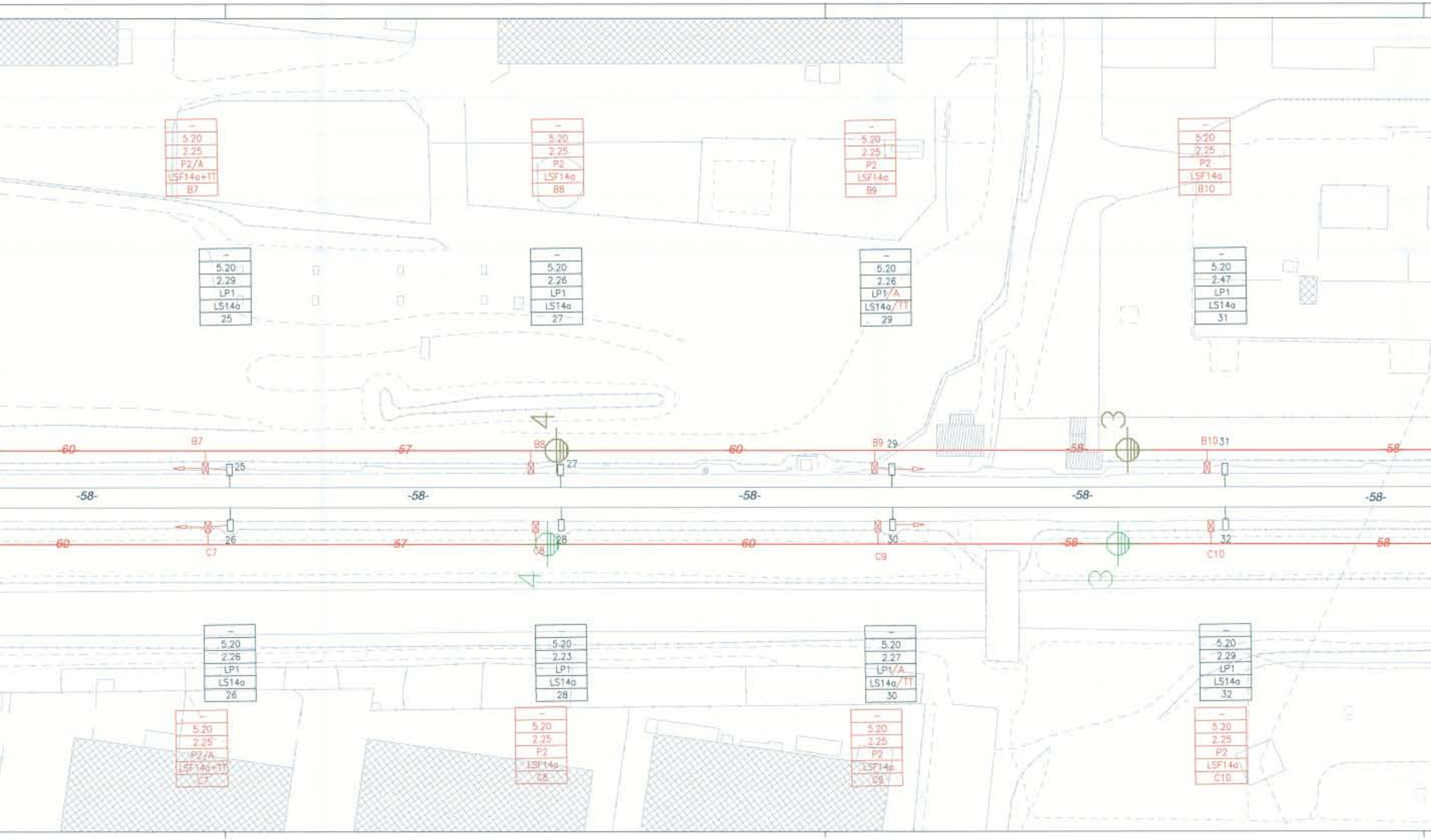
–
5.20
2.25
P2/A
LSF14a+TT
B7
–
5.20
2.25
P2
LSF14a
B8
–
5.20
2.25
P2
LSF14a
B9
–
5.20
2.25
P2
LSF14a
B10
–
5.20
2.29
LP1
LS14a
25
–
5.20
2.26
LP1
LS14a
27
–
5.20
2.26
LP1/A
LS14a/TT
29
–
5.20
2.47
LP1
LS14a
31
4
3
-60-
B7
25
-57-
B8
27
-60-
B9 29
-58-
B10 31
-58-
-58-
-58-
-58-
-58-
-58-
26
C7
-60-
-57-
C8
28
-60-
30
C9
-58-
32
C10
-58-
4
3
–
5.20
2.26
LP1
LS14a
26
–
5.20
2.23
LP1
LS14a
28
–
5.20
2.27
LP1/A
LS14a/TT
30
–
5.20
2.29
LP1
LS14a
32
–
5.20
2.25
P2/A
LSF14a+TT
C7
–
5.20
2.25
P2
LSF14a
C8
–
5.20
2.25
P2
LSF14a
C9
–
5.20
2.25
P2
LSF14a
C10

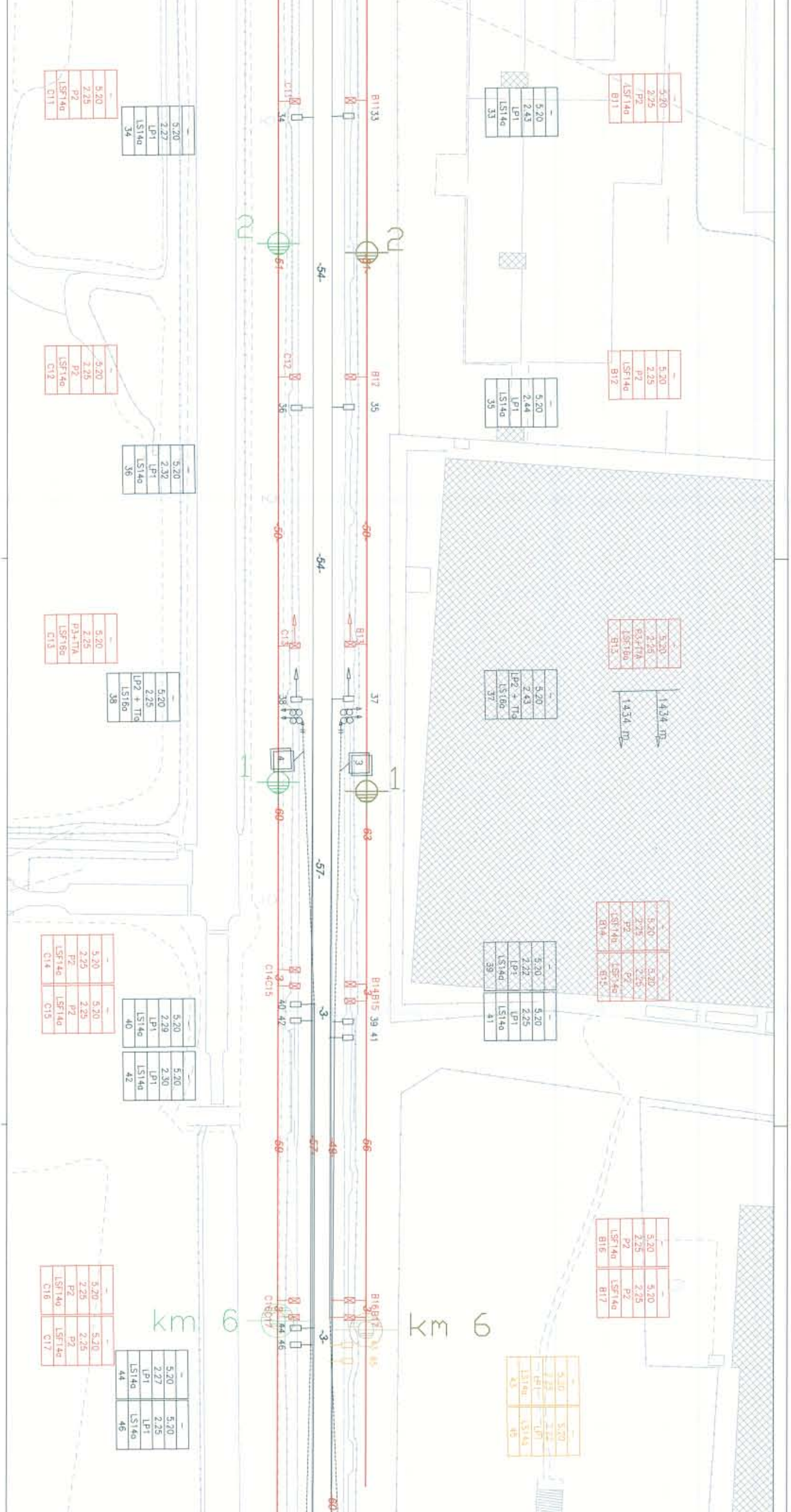
- 5.20 2.25 P2 LSF14a C11
- 5.20 2.27 LP1 LS14a 34
C11
34
B133
- 5.20 2.43 LP1 LS14a 33
- 5.20 2.25 P2 LSF14a B11
2
2
61
-54-
- 5.20 2.25 P2 LSF14a C12
C12
36
B12
35
- 5.20 2.44 LP1 LS14a 35
- 5.20 2.25 P2 LSF14a B12
- 5.20 2.32 LP1 LS14a 36
50
-54-
50
- 5.20 2.25 P3+TTA LSF16a C13
C13
B13
- 5.20 2.25 P3+TTA LSF16a B13
- 5.20 2.25 LP2 + TTa LS16a 38
38
37
- 5.20 2.43 LP2 + TTa LS16a 37
1434 m
1434 m
4
3
1
1
60
63
-57-
- 5.20 2.25 P2 LSF14a C14
- 5.20 2.25 P2 LSF14a C15
C14C15
40 42
-3-
B14B15
39 41
- 5.20 2.22 LP1 LS14a 39
- 5.20 2.25 LP1 LS14a 41
- 5.20 2.25 P2 LSF14a B14
- 5.20 2.25 P2 LSF14a B15
- 5.20 2.29 LP1 LS14a 40
- 5.20 2.30 LP1 LS14a 42
60
-57-
48
56
- 5.20 2.25 P2 LSF14a B16
- 5.20 2.25 P2 LSF14a B17
- 5.20 2.25 P2 LSF14a C16
- 5.20 2.25 P2 LSF14a C17
km 6
C16C17
44 46
-3-
B16B17
km 6
- 5.20 2.27 LP1 LS14a 44
- 5.20 2.25 LP1 LS14a 46
- 5.20 2.22 LP1 LS14a 43
- 5.20 2.22 LP1 LS14a 45
60

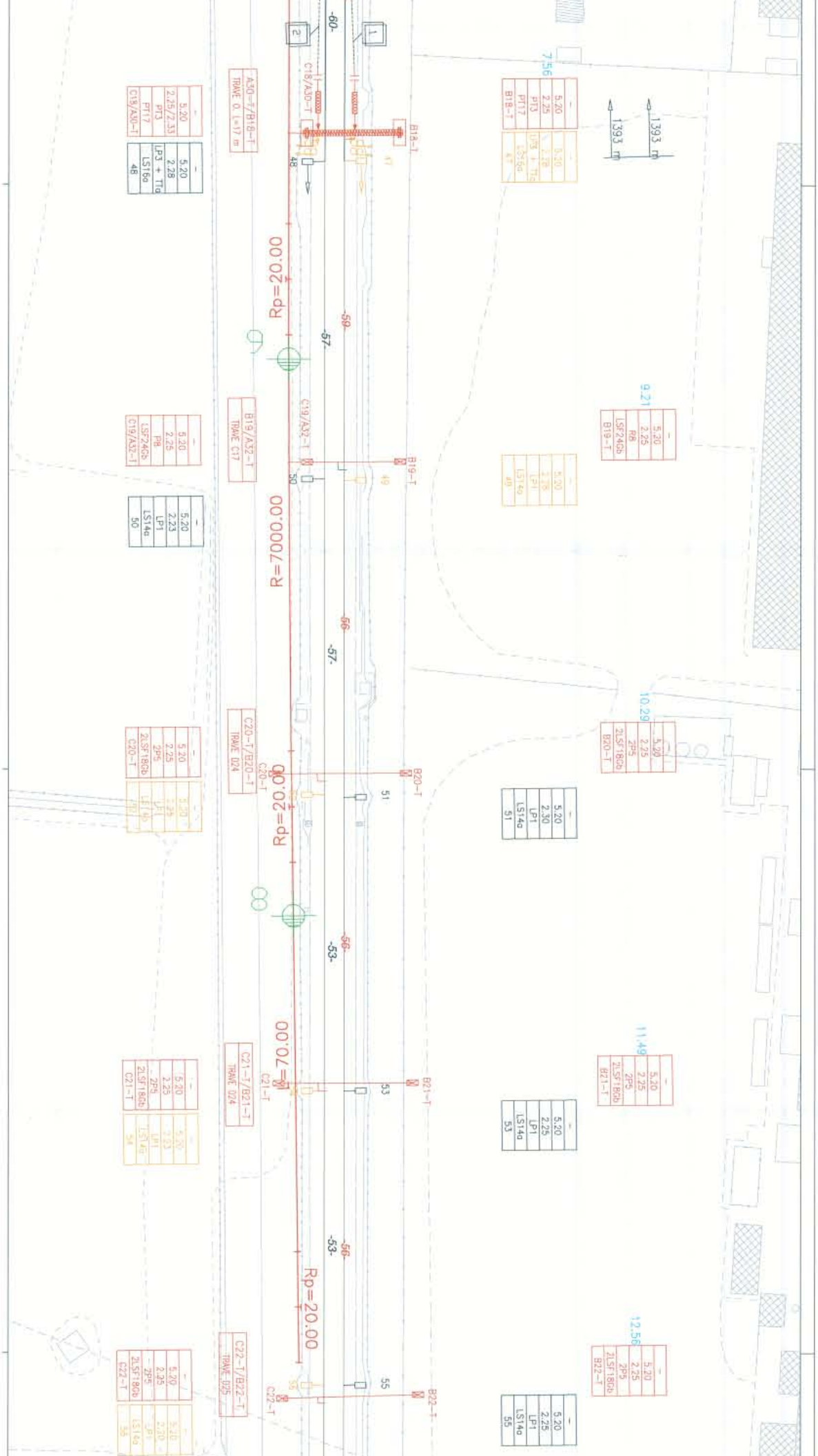
-60-
2
1
C18/A30-T
B18-T
A30-T/B18-T
TRAVE O L=17 m
7.56
1393 m
1393 m
48
47
Rp=20.00
-59-
-57-
9.21
C19/A32-T
B19/A32-T
TRAVE C17
B19-T
50
49
R=7000.00
-56-
-57-
10.29
C20-T/B20-T
TRAVE D24
C20-T
B20-T
51
Rp=20.00
-56-
-53-
11.49
C21-T/B21-T
TRAVE D24
C21-T
B21-T
53
Rp=70.00
-56-
-53-
Rp=20.00
12.56
C22-T/B22-T
TRAVE D25
C22-T
B22-T
55

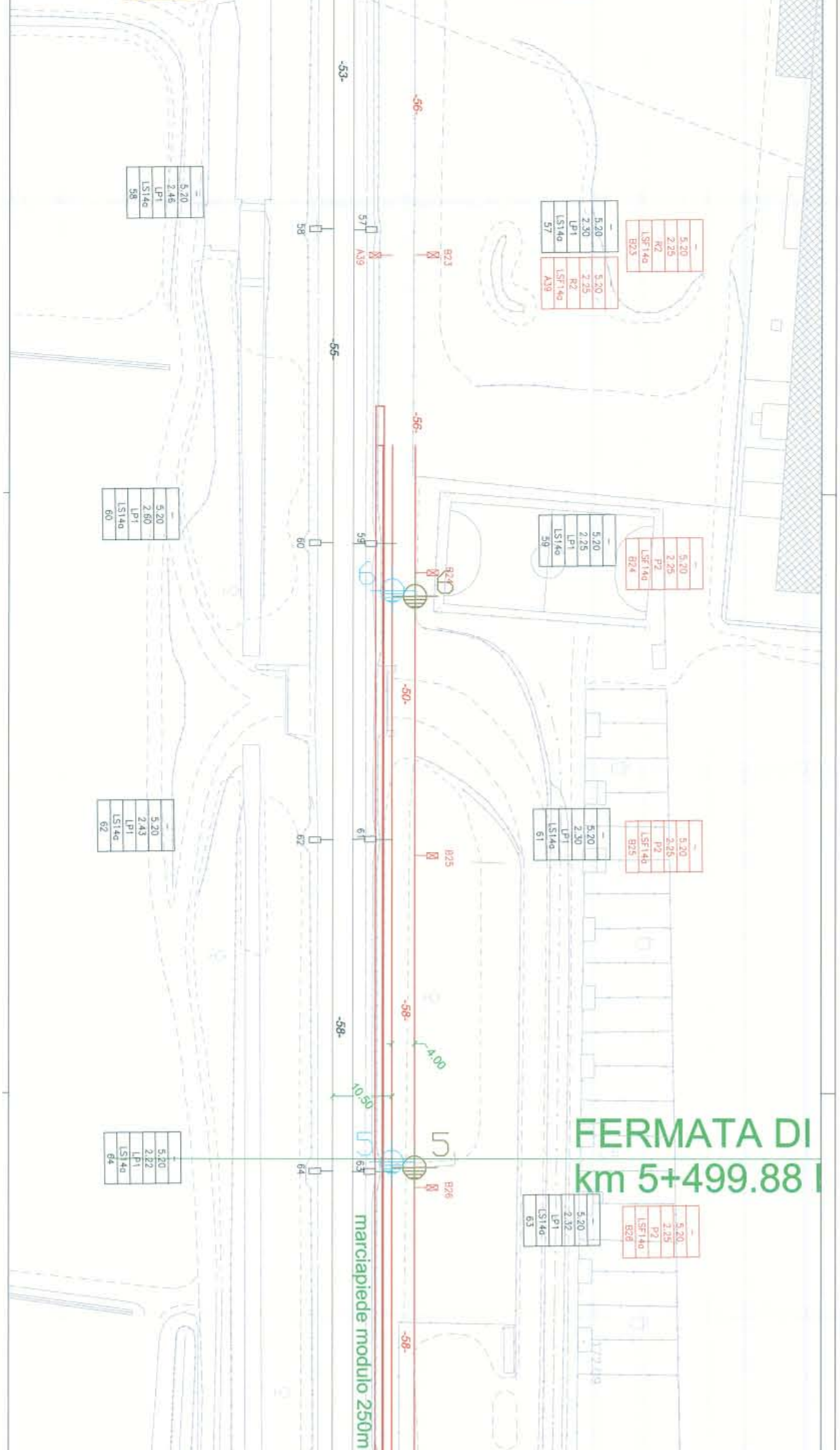
-53-
-56-
-55-
-56-
-50-
-58-
-58-
-58-
– 5.20 2.46 LP1 LS14a 58
– 5.20 2.30 LP1 LS14a 57
– 5.20 2.25 R2 LSF14a B23
– 5.20 2.25 R2 LSF14a A39
58
57
A39
B23
– 5.20 2.60 LP1 LS14a 60
– 5.20 2.25 LP1 LS14a 59
– 5.20 2.25 P2 LSF14a B24
60
59
B24
6
– 5.20 2.43 LP1 LS14a 62
– 5.20 2.30 LP1 LS14a 61
– 5.20 2.25 P2 LSF14a B25
62
61
B25
4.00
10.50
5
– 5.20 2.22 LP1 LS14a 64
– 5.20 2.32 LP1 LS14a 63
– 5.20 2.25 P2 LSF14a B26
64
63
B26
FERMATA DI
km 5+499.88
marciapiede modulo 250m

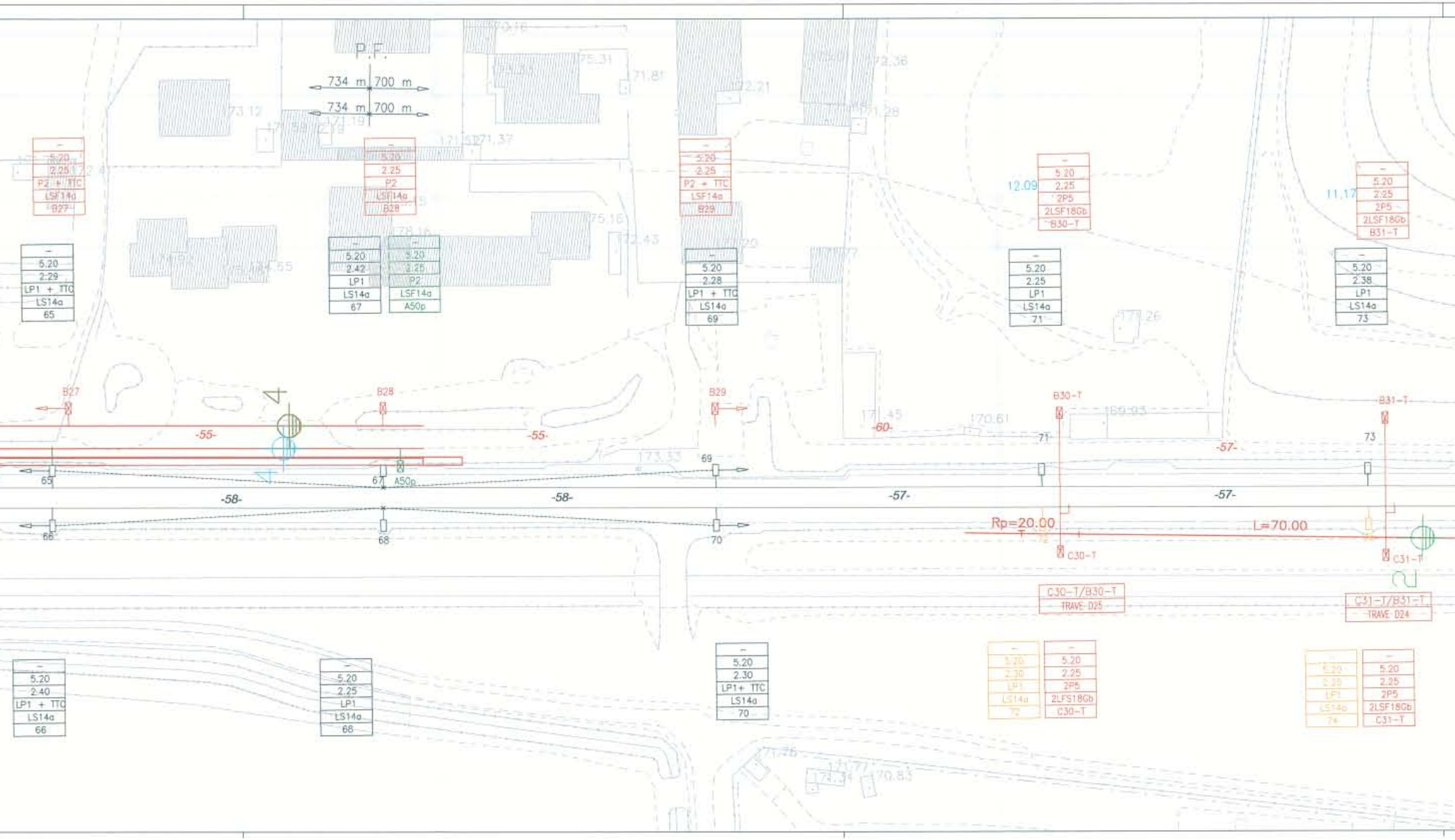
P.F.
734 m 700 m
734 m 700 m
- 5.20 2.25 P2 + TTC LSF14a B27
- 5.20 2.25 P2 LSF14a B28
- 5.20 2.25 P2 + TTC LSF14a B29
- 5.20 2.25 2P5 2LSF18Gb B30-T
- 5.20 2.25 2P5 2LSF18Gb B31-T
12.09
11.17
- 5.20 2.29 LP1 + TTC LS14a 65
- 5.20 2.42 LP1 LS14a 67
- 5.20 2.25 P2 LSF14a A50p
- 5.20 2.28 LP1 + TTC LS14a 69
- 5.20 2.25 LP1 LS14a 71
- 5.20 2.38 LP1 LS14a 73
B27
B28
B29
B30-T
B31-T
-55-
-55-
-60-
-57-
-58-
-58-
-57-
-57-
4
65
67
A50p
69
71
73
66
68
70
Rp=20.00
L=70.00
C30-T
C31-T
C30-T/B30-T TRAVE D25
C31-T/B31-T TRAVE D24
- 5.20 2.40 LP1 + TTC LS14a 66
- 5.20 2.25 LP1 LS14a 68
- 5.20 2.30 LP1+ TTC LS14a 70
- 5.20 2.30 LP1 LS14a 72
- 5.20 2.25 2P5 2LFS18Gb C30-T
- 5.20 2.28 LP1 LS14a 74
- 5.20 2.25 2P5 2LSF18Gb C31-T
173.12
171.37
175.31
171.81
172.21
172.36
171.28
175.16
172.43
173.33
171.45
170.61
169.93
171.26
171.26
171.77
170.83
174.65

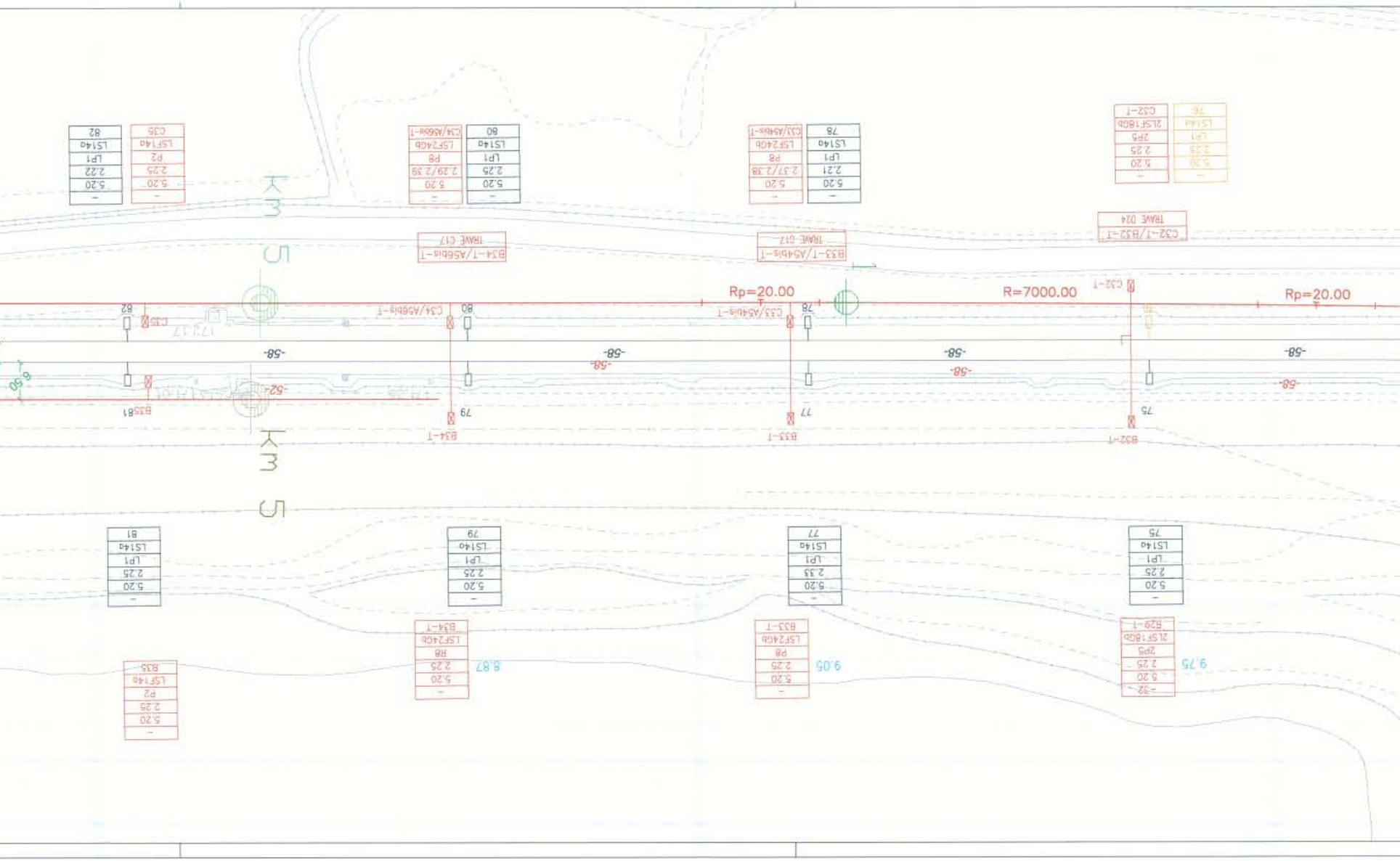
Rp=20.00
R=7000.00
Rp=20.00
km 5
km 5
-58-
-52-
6.50
9.75
9.05
8.87
75
77
79
81
78
80
82
76
B32-T
B33-T
B34-T
B3581
C32-T
C33/A54bis-T
C34/A56bis-T
C35
C32-T/B32-T
TRAVE D24
B33-T/A54bis-T
TRAVE D17
B34-T/A56bis-T
TRAVE C17
172.17
-
5.20
2.25
LP1
LS14a
75
-
5.20
2.33
LP1
LS14a
77
-
5.20
2.25
LP1
LS14a
79
-
5.20
2.25
LP1
LS14a
81
-32-
5.20
2.25
2P5
2LSF18Gb
B29-T
-
5.20
2.25
P8
LSF24Gb
B33-T
-
5.20
2.25
R8
LSF24Gb
B34-T
-
5.20
2.25
P2
LSF14a
B35
-
5.20
2.25
LP1
LS14a
76
-
5.20
2.25
2P5
2LSF18Gb
C32-T
-
5.20
2.21
LP1
LS14a
78
-
5.20
2.37/2.38
P8
LSF24Gb
C33/A54bis-T
-
5.20
2.25
LP1
LS14a
80
-
5.20
2.29/2.39
P8
LSF24Gb
C34/A56bis-T
-
5.20
2.25
P2
LSF14a
C35
-
5.20
2.22
LP1
LS14a
82

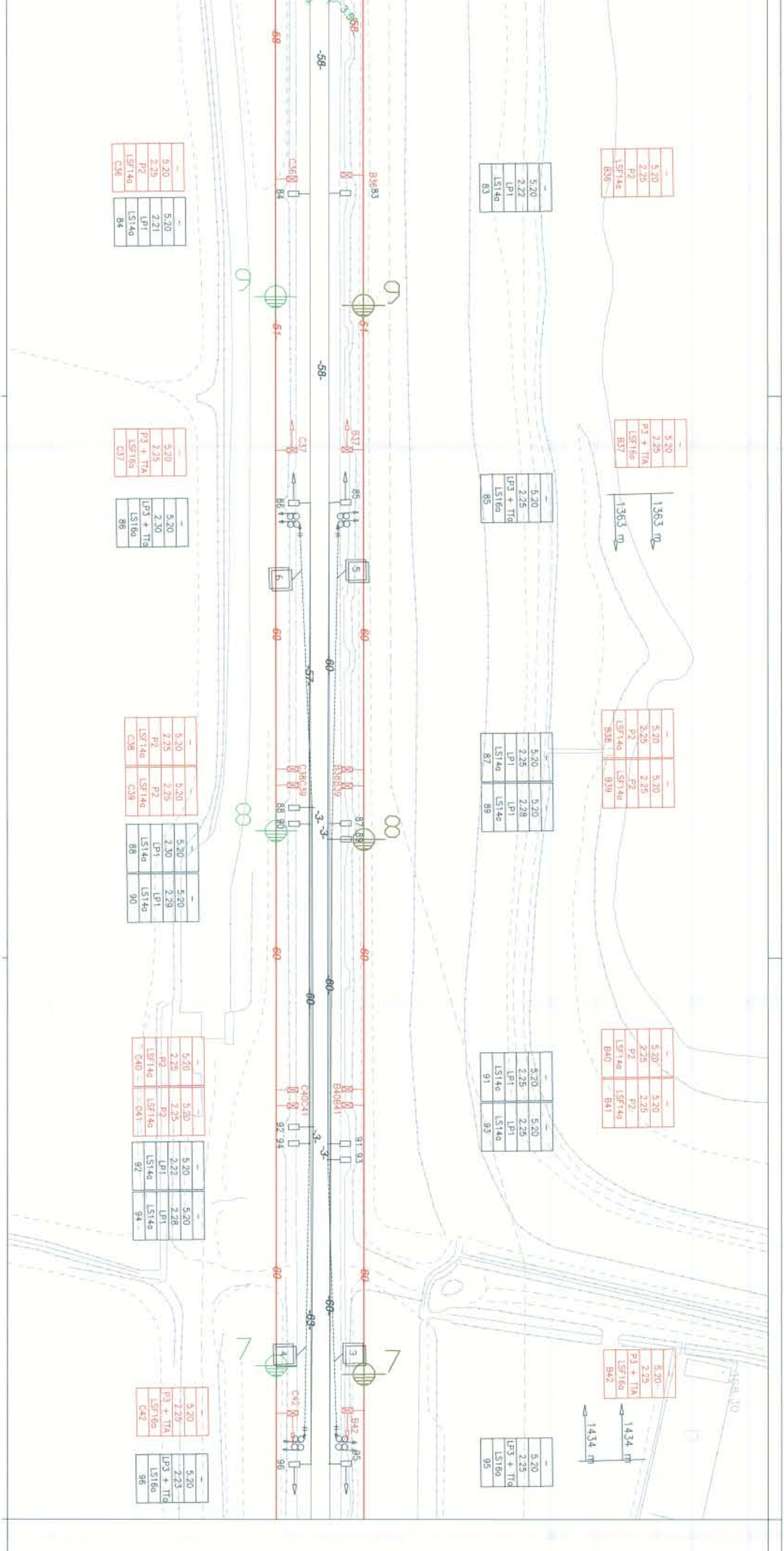
- 5.20 2.25 P2 LSF14a C36
- 5.20 2.21 LP1 LS14a 84
- 5.20 2.22 LP1 LS14a 83
- 5.20 2.25 P2 LSF14a B36
C36 84
B36 83
58
-58-
51
-58-
- 5.20 2.25 P3 + TTA LSF16a C37
- 5.20 2.30 LP3 + TTa LS16a 86
- 5.20 2.25 LP3 + TTa LS16a 85
- 5.20 2.25 P3 + TTA LSF16a B37
C37
B37
86
85
6
5
1363 m
1363 m
60
-60-
-57-
- 5.20 2.25 P2 LSF14a C38
- 5.20 2.25 P2 LSF14a C39
- 5.20 2.30 LP1 LS14a 88
- 5.20 2.29 LP1 LS14a 90
- 5.20 2.25 LP1 LS14a 87
- 5.20 2.28 LP1 LS14a 89
- 5.20 2.25 P2 LSF14a B38
- 5.20 2.25 P2 LSF14a B39
C38C39
B38B39
88 90
87 89
-3-
8
- 5.20 2.25 P2 LSF14a C40
- 5.20 2.25 P2 LSF14a C41
- 5.20 2.22 LP1 LS14a 92
- 5.20 2.28 LP1 LS14a 94
- 5.20 2.25 LP1 LS14a 91
- 5.20 2.25 LP1 LS14a 93
- 5.20 2.25 P2 LSF14a B40
- 5.20 2.25 P2 LSF14a B41
C40C41
B40B41
92 94
91 93
-63-
4
3
7
- 5.20 2.25 P3 + TTA LSF16a C42
- 5.20 2.23 LP3 + TTa LS16a 96
- 5.20 2.25 LP3 + TTa LS16a 95
- 5.20 2.25 P3 + TTA LSF16a B42
C42
B42
96
95
1434 m
1434 m

LEGENDA COLORI

—	TE ESISTENTE
—	TE REALIZZATA
—	TE PROVVISORIA REALIZZATA
—	TE IN PROGETTO
—	TE PROVVISORIA IN PROGETTO
—	TE DEMOLITA
—	ALIMENTAZIONI 3kVcc

SEGNI CONVENZIONALI

- - - - - -	*Conduttura inattiva*	▯	*Palo LS*
- · - · - · -	*Conduttura di alimentazione*	☒	*Palo LSF - Palina su pensilina*
	Ormeggio con regolazione automatica 2 conduttori	○	*Palo M*
	Ormeggio con regolazione automatica 1 conduttore		*Portale*
	Ormeggio senza regolazione automatica	☒—☒	*Trave mec*
	Collegamento elettrico di continuità		*Sospensione tipo galleria*
□	*Terminale di conduttura*		*Sezionatore a motore normalmente chiuso*
▬	*Isolatore di sezione*		*Sezionatore telecomandato normalmente chiuso*
▬	*Sezionamento corda portante e filo di contatto*		*Sezionatore manuale normalmente chiuso*
	Dispositivo di tensionatura a molla (Tensorex)		*Sezionatore a motore normalmente aperto*
	Tirante a terra		*Sezionatore telecomandato normalmente aperto*
	Punto Fisso		*Sezionatore manuale normalmente aperto*
	Ormeggio conduttura		*Scaricatore*

Sigle

Per i pali

	–
Altezza linea di contatto [m] –	H.L.C.
Distanza palo-rotaia [m] –	D.R.
Tipo del blocco –	Blocco
Tipo del sostegno –	Sostegno
Numero del sostegno –	Numero

Sigle

Per le sosp. da galleria

	–
Altezza linea di contatto [m] –	H.L.C.
	–
	–
Tipo del sostegno –	TIPO
Numero del sostegno –	Numero

FASE 1

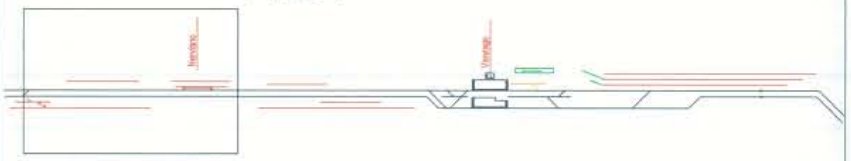

COMMITTENTE:

RFI RETE FERROVIARIA ITALIANA
GRUPPO FERROVIE DELLO STATO

PROGETTAZIONE:

ITALFERR
GRUPPO FERROVIE DELLO STATO

INFRASTRUTTURE FERROVIARIE STRATEGICHE DEFINITE DALLA LEGGE OBIETTIVO N. 443/01

DIREZIONE TECNICA - U.O. CENTRO DI PRODUZIONE MILANO

PROGETTO DEFINITIVO PER APPALTO INTEGRATO

POTENZIAMENTO DELLA LINEA RHO-ARONA. TRATTA RHO-GALLARATE
QUADRUPLICAMENTO RHO-PARABIAGO E RACCORDO Y

LINEA DI CONTATTO

Piano di elettrificazione - Fermata di Nerviano - Fase 1

SCALA: 1 : 500

COMMESSA	LOTTO	FASE	ENTE	TIPO DOC.	OPERA/DISCIPLINA	PROGR.	REV.
MDL1	12	D	26	P8	LC0300	008	B

Revis.	Descrizione	Redatto	Data	Verificato	Data	Approvato	Data	Autorizzato / Data
A	Emissione Esecutiva	L.Giorgini	8.10.2010	M.Reggiani	8.10.2010	S. Borelli		ITALFERR dott. ing. Donato LAVACCA Ordine Ingegneri di NOVARA n° 1109
B	Recepimento osservazioni validazione	A.Sperduto	12.04.2011	M.Reggiani	12.04.2011	S.Borelli SB		

File: MDL112D26P8LC0300008B.dwg	n. Elab.: