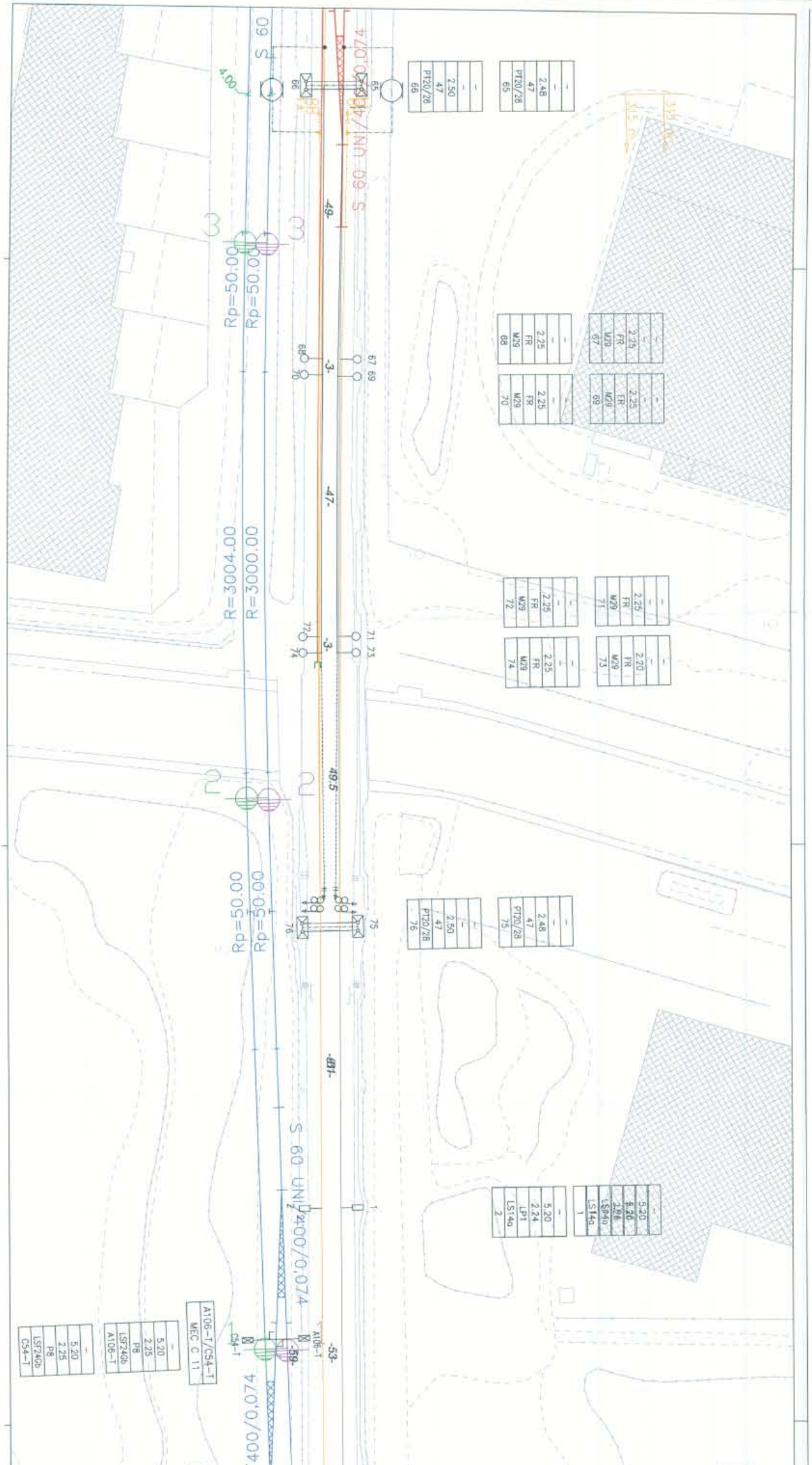
S 60
S 60 UNI/400/0,074
4.00
Rp=50.00
Rp=50.00
R=3004.00
R=3000.00
Rp=50.00
Rp=50.00
S 60 UNI/400/0,074
400/0,074
-49-
-3-
-47-
-3-
49.5
-81-
-53-
-59-
65
66
67 69
68 70
71 73
72 74
75
76
1
2
C54-T
A106-T
– – 2.48 47 PT20/28 65
– – 2.50 47 PT20/28 66
– – 2.25 FR M29 67
– – 2.25 FR M29 68
– – 2.25 FR M29 69
– – 2.25 FR M29 70
– – 2.25 FR M29 71
– – 2.25 FR M29 72
– – 2.20 FR M29 73
– – 2.25 FR M29 74
– – 2.48 47 PT20/28 75
– – 2.50 47 PT20/28 76
– 5.20 2.26 2.26 LSP40 LS14a 1
– 5.20 2.24 LP1 LS14a 2
A106-T/C54-T MEC C 11
– 5.20 2.25 P8 LSF240b A106-T
– 5.20 2.25 P8 LSF240b C54-T
3
3
2
2

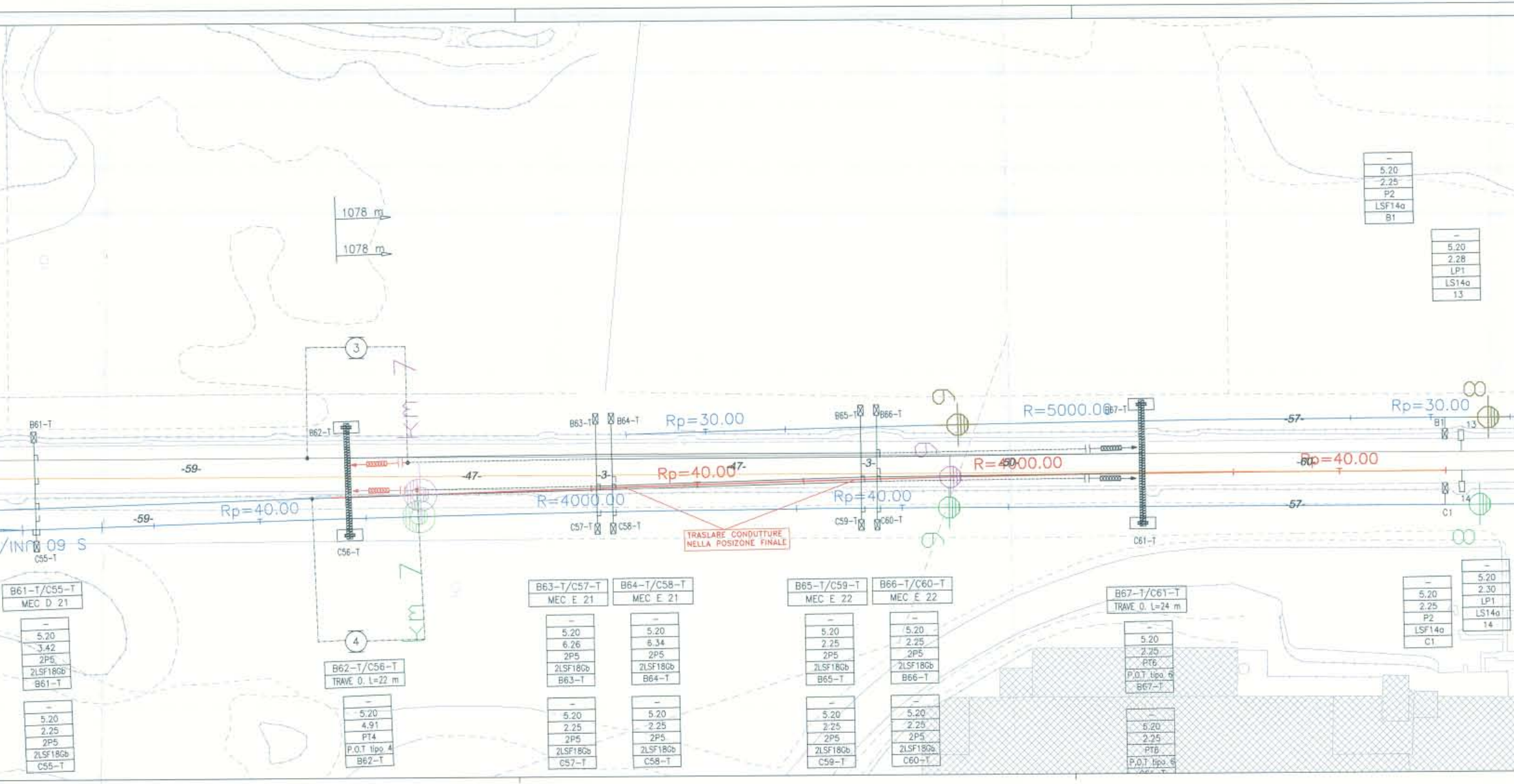
1078 m
1078 m
3
4
KM 7
KM 7
B61-T
C55-T
/INT 09 S
-59-
-59-
Rp=40.00
B62-T
C56-T
-47-
B63-T
B64-T
C57-T
C58-T
-3-
Rp=30.00
Rp=40.00
-47-
R=4000.00
TRASLARE CONDUTTURE NELLA POSIZONE FINALE
B65-T
B66-T
C59-T
C60-T
-3-
Rp=40.00
R=5000.00
R=4000.00
-50-
B67-T
C61-T
-57-
-57-
-60-
Rp=40.00
Rp=30.00
B1
13
C1
14
B61-T/C55-T
MEC D 21
–
5.20
3.42
2P5
2LSF18Gb
B61-T
–
5.20
2.25
2P5
2LSF18Gb
C55-T
B62-T/C56-T
TRAVE 0. L=22 m
–
5.20
4.91
PT4
P.O.T tipo 4
B62-T
B63-T/C57-T
MEC E 21
–
5.20
6.26
2P5
2LSF18Gb
B63-T
–
5.20
2.25
2P5
2LSF18Gb
C57-T
B64-T/C58-T
MEC E 21
–
5.20
6.34
2P5
2LSF18Gb
B64-T
–
5.20
2.25
2P5
2LSF18Gb
C58-T
B65-T/C59-T
MEC E 22
–
5.20
2.25
2P5
2LSF18Gb
B65-T
–
5.20
2.25
2P5
2LSF18Gb
C59-T
B66-T/C60-T
MEC E 22
–
5.20
2.25
2P5
2LSF18Gb
B66-T
–
5.20
2.25
2P5
2LSF18Gb
C60-T
B67-T/C61-T
TRAVE 0. L=24 m
–
5.20
2.25
PT6
P.O.T tipo 6
B67-T
–
5.20
2.25
PT6
P.O.T tipo 6
–
5.20
2.25
P2
LSF14a
B1
–
5.20
2.28
LP1
LS14a
13
–
5.20
2.25
P2
LSF14a
C1
–
5.20
2.30
LP1
LS14a
14

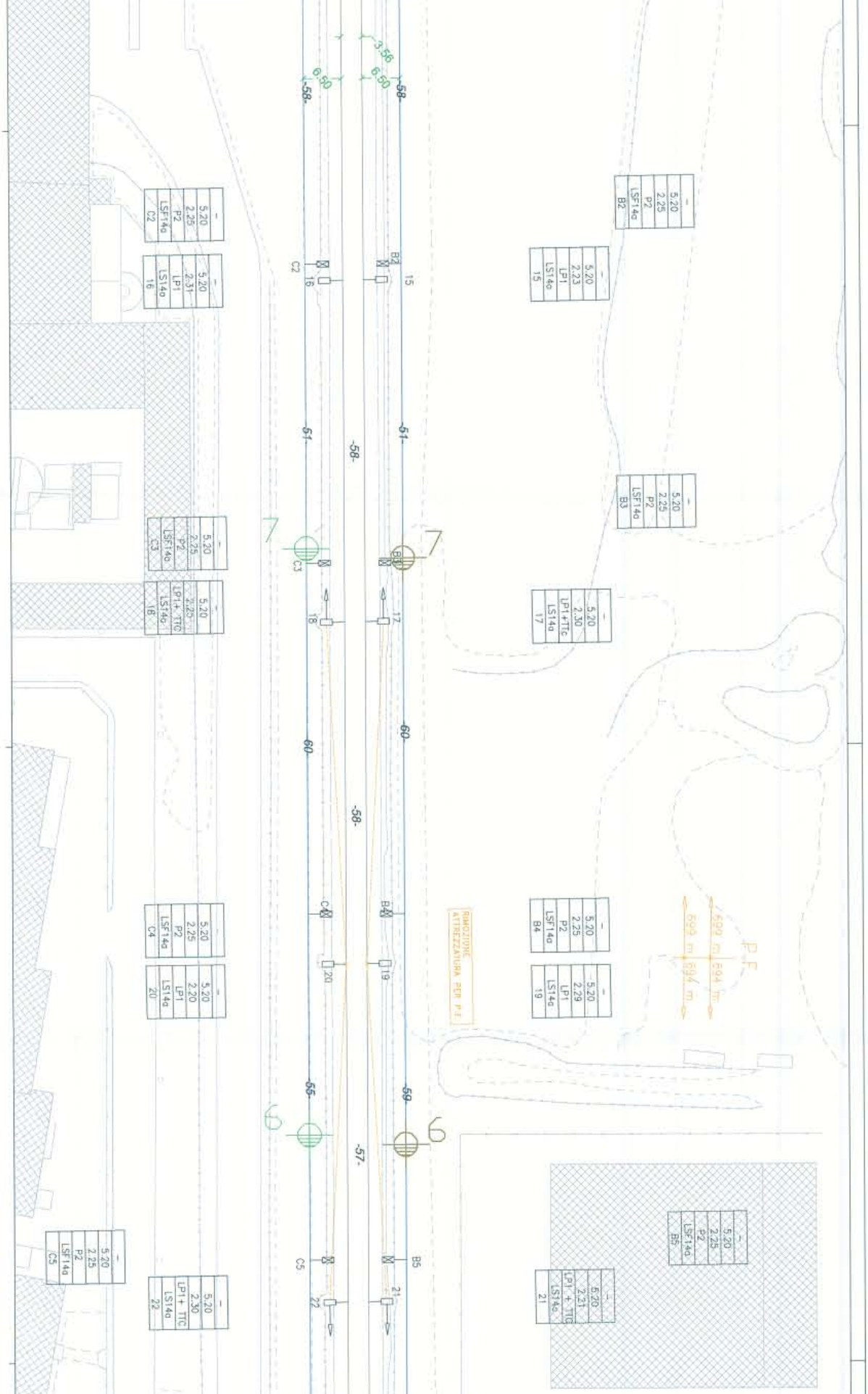
3.56
6.50
6.50
58
58
C2
16
B2
15
- 5.20 2.25 P2 LSF14a C2
- 5.20 2.31 LP1 LS14a 16
- 5.20 2.25 P2 LSF14a B2
- 5.20 2.23 LP1 LS14a 15
61
61
58
7
7
C3
B3
- 5.20 2.25 P2 LSF14a C3
- 5.20 2.25 LP1+ TTC LS14a 18
- 5.20 2.25 P2 LSF14a B3
- 5.20 2.30 LP1+TTC LS14a 17
18
17
60
60
58
C4
B4
20
19
- 5.20 2.25 P2 LSF14a C4
- 5.20 2.20 LP1 LS14a 20
- 5.20 2.25 P2 LSF14a B4
- 5.20 2.29 LP1 LS14a 19
RIMOZIONE ATTREZZATURA PER P.F.
P.F.
699 m
699 m
694 m
694 m
55
59
57
6
6
C5
B5
22
21
- 5.20 2.25 P2 LSF14a C5
- 5.20 2.30 LP1+ TTC LS14a 22
- 5.20 2.25 P2 LSF14a B5
- 5.20 2.21 LP1+ TTC LS14a 21

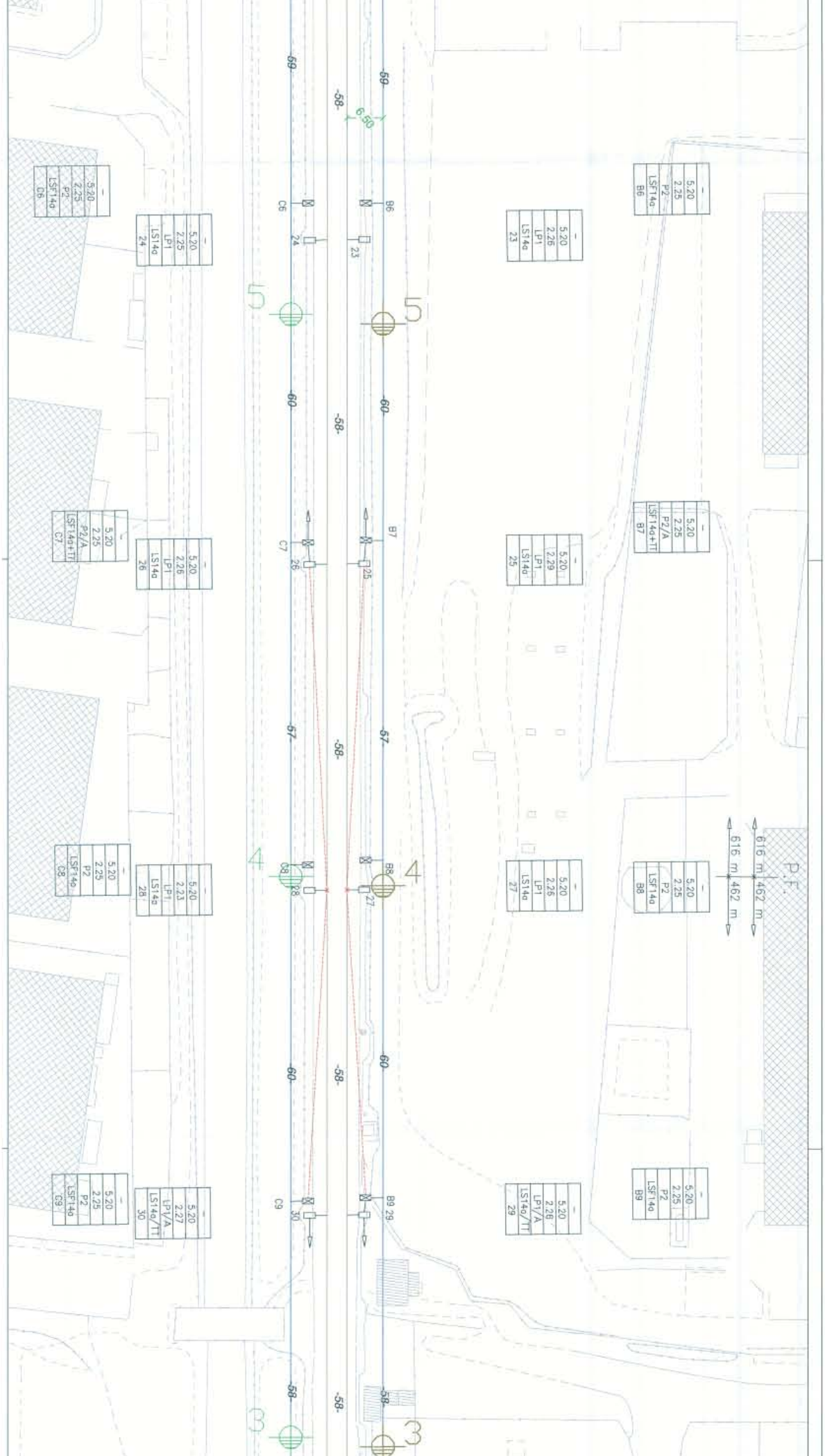
-59-
-58-
6.50
-60-
-57-
5
4
3
C6
B6
C7
B7
C8
B8
C9
B9
23
24
25
26
27
28
29
30
— 5.20 2.25 P2 LSF14a C6
— 5.20 2.25 LP1 LS14a 24
— 5.20 2.26 LP1 LS14a 23
— 5.20 2.25 P2 LSF14a B6
— 5.20 2.25 P2/A LSF14a+TT C7
— 5.20 2.26 LP1 LS14a 26
— 5.20 2.29 LP1 LS14a 25
— 5.20 2.25 P2/A LSF14a+TT B7
— 5.20 2.25 P2 LSF14a C8
— 5.20 2.23 LP1 LS14a 28
— 5.20 2.26 LP1 LS14a 27
— 5.20 2.25 P2 LSF14a B8
— 5.20 2.25 P2 LSF14a C9
— 5.20 2.27 LP1/A LS14a/TT 30
— 5.20 2.28 LP1/A LS14a/TT 29
— 5.20 2.25 P2 LSF14a B9
P.F.
616 m
462 m
616 m
462 m

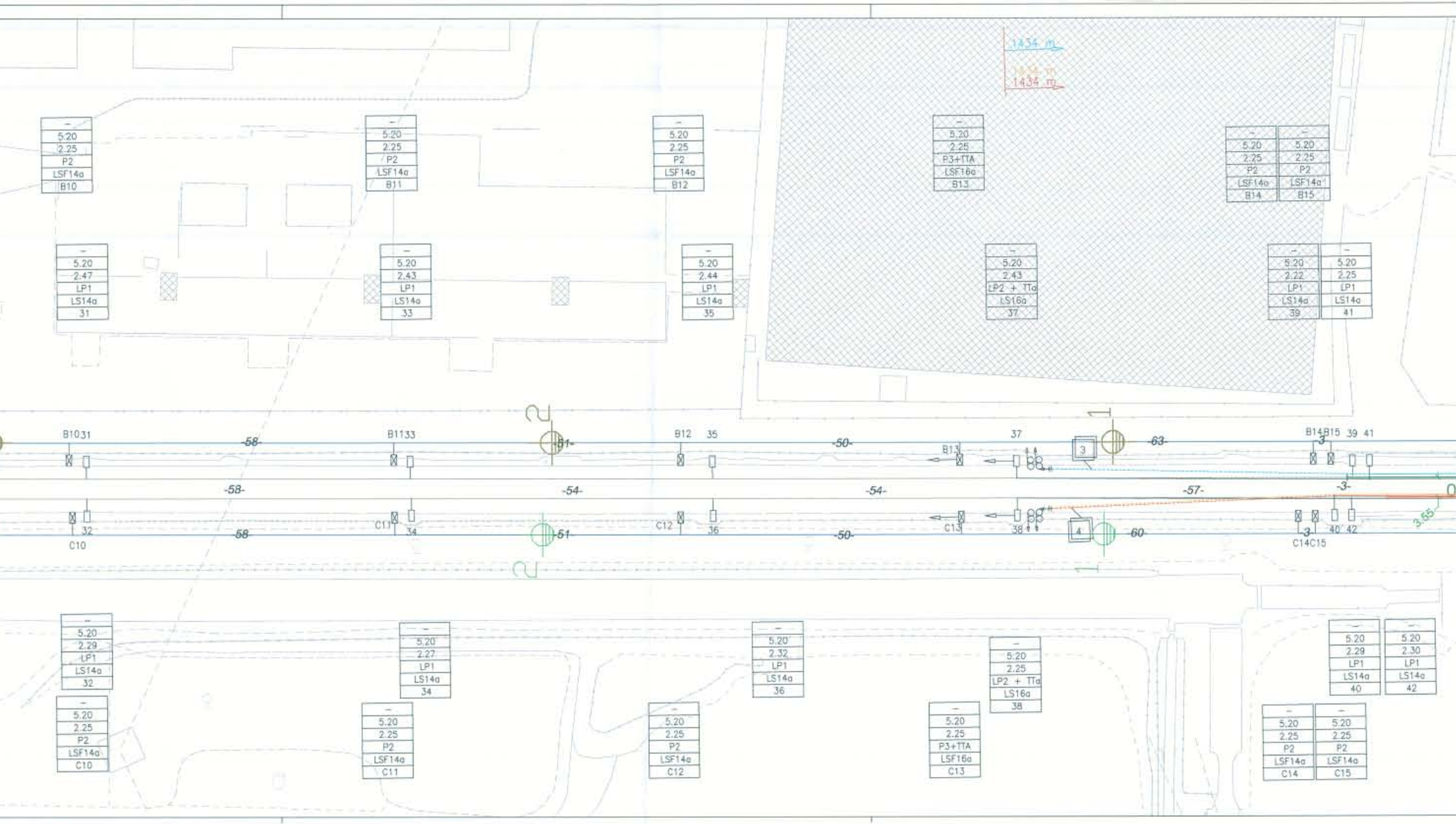
1434 m
1434 m
1434 m
– 5.20 2.25 P2 LSF14a B10
– 5.20 2.25 P2 LSF14a B11
– 5.20 2.25 P2 LSF14a B12
– 5.20 2.25 P3+TTA LSF16a B13
– 5.20 2.25 P2 LSF14a B14
– 5.20 2.25 P2 LSF14a B15
– 5.20 2.47 LP1 LS14a 31
– 5.20 2.43 LP1 LS14a 33
– 5.20 2.44 LP1 LS14a 35
– 5.20 2.43 LP2 + TTa LS16a 37
– 5.20 2.22 LP1 LS14a 39
– 5.20 2.25 LP1 LS14a 41
2
1
B10 31
B11 33
B12 35
B13
37
B14 B15 39 41
3
-58-
-51-
-50-
-63-
-3-
-58-
-54-
-54-
-57-
-3-
4
0
3.55
C10
32
C11
34
C12
36
C13
38
C14 C15
40 42
-58-
-51-
-50-
-60-
2
1
– 5.20 2.29 LP1 LS14a 32
– 5.20 2.27 LP1 LS14a 34
– 5.20 2.32 LP1 LS14a 36
– 5.20 2.25 LP2 + TTa LS16a 38
– 5.20 2.29 LP1 LS14a 40
– 5.20 2.30 LP1 LS14a 42
– 5.20 2.25 P2 LSF14a C10
– 5.20 2.25 P2 LSF14a C11
– 5.20 2.25 P2 LSF14a C12
– 5.20 2.25 P3+TTA LSF16a C13
– 5.20 2.25 P2 LSF14a C14
– 5.20 2.25 P2 LSF14a C15

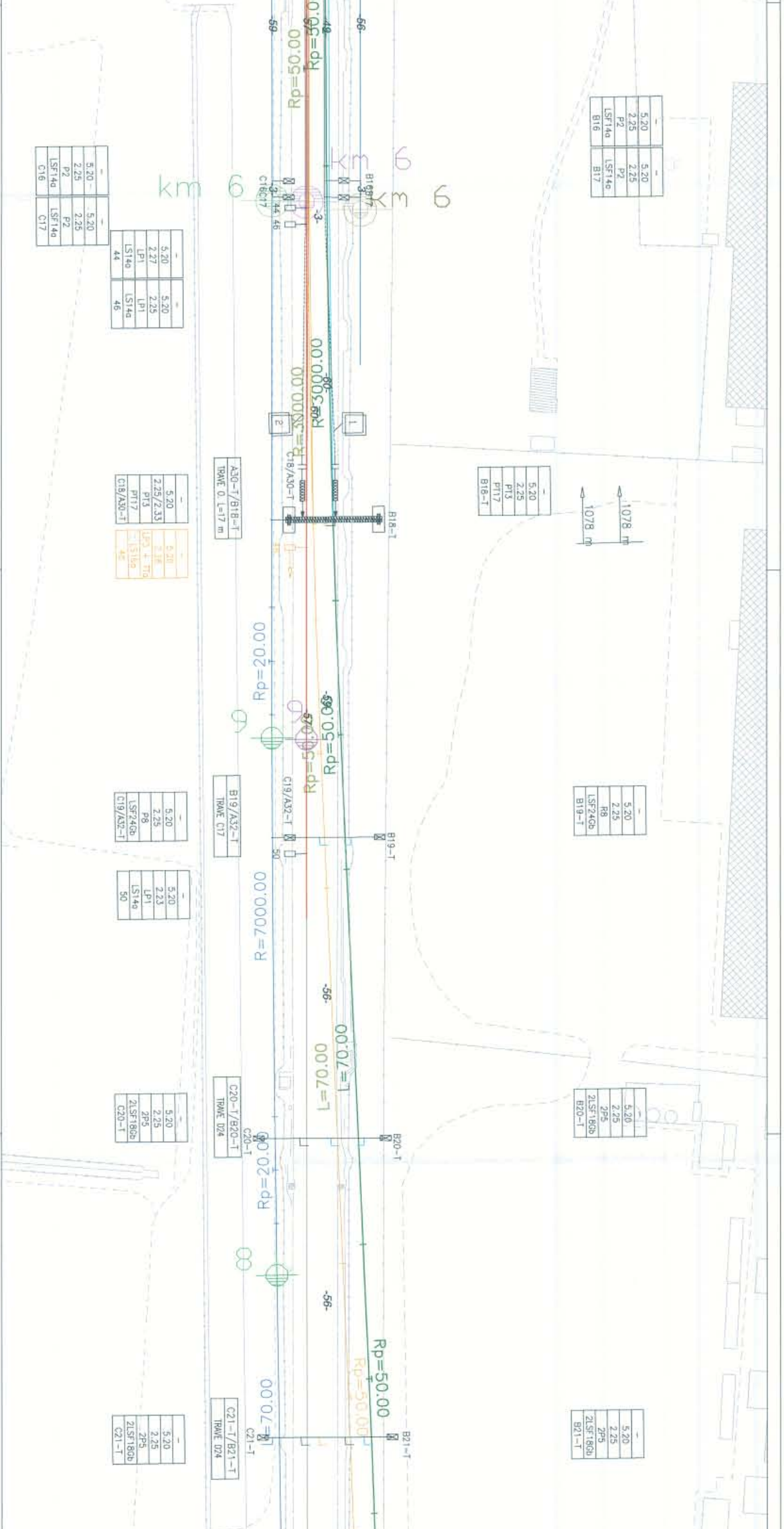
km 6
km 6
km 6
Rp=50.00
Rp=50.00
R=3000.00
R=3000.00
Rp=20.00
Rp=50.00
Rp=50.00
R=7000.00
L=70.00
L=70.00
Rp=20.00
Rp=50.00
Rp=50.00
L=70.00
-56-
-59-
-3-
9
8
1078 m
1078 m
C16 C17
B16 B17
B18-T
C18/A30-T
A30-T/B18-T TRAVE 0, L=17 m
B19/A32-T TRAVE C17
C19/A32-T
B19-T
C20-T/B20-T TRAVE D24
C20-T
B20-T
C21-T/B21-T TRAVE D24
C21-T
B21-T
44 46
50
5.20	2.25	P2	LSF14a	C16
5.20	2.25	P2	LSF14a	C17
5.20	2.27	LP1	LS14a	44
5.20	2.25	LP1	LS14a	46
5.20	2.25	P2	LSF14a	B16
5.20	2.25	P2	LSF14a	B17
5.20	2.25/2.33	PT3	PT17	C18/A30-T
5.20	2.25	PT3	PT17	B18-T
5.20	2.25	P8	LSF24Gb	C19/A32-T
5.20	2.25	P8	LSF24Gb	B19-T
5.20	2.23	LP1	LS14a	50
5.20	2.25	2P5	2LSF18Gb	C20-T
5.20	2.25	2P5	2LSF18Gb	B20-T
5.20	2.25	2P5	2LSF18Gb	C21-T
5.20	2.25	2P5	2LSF18Gb	B21-T

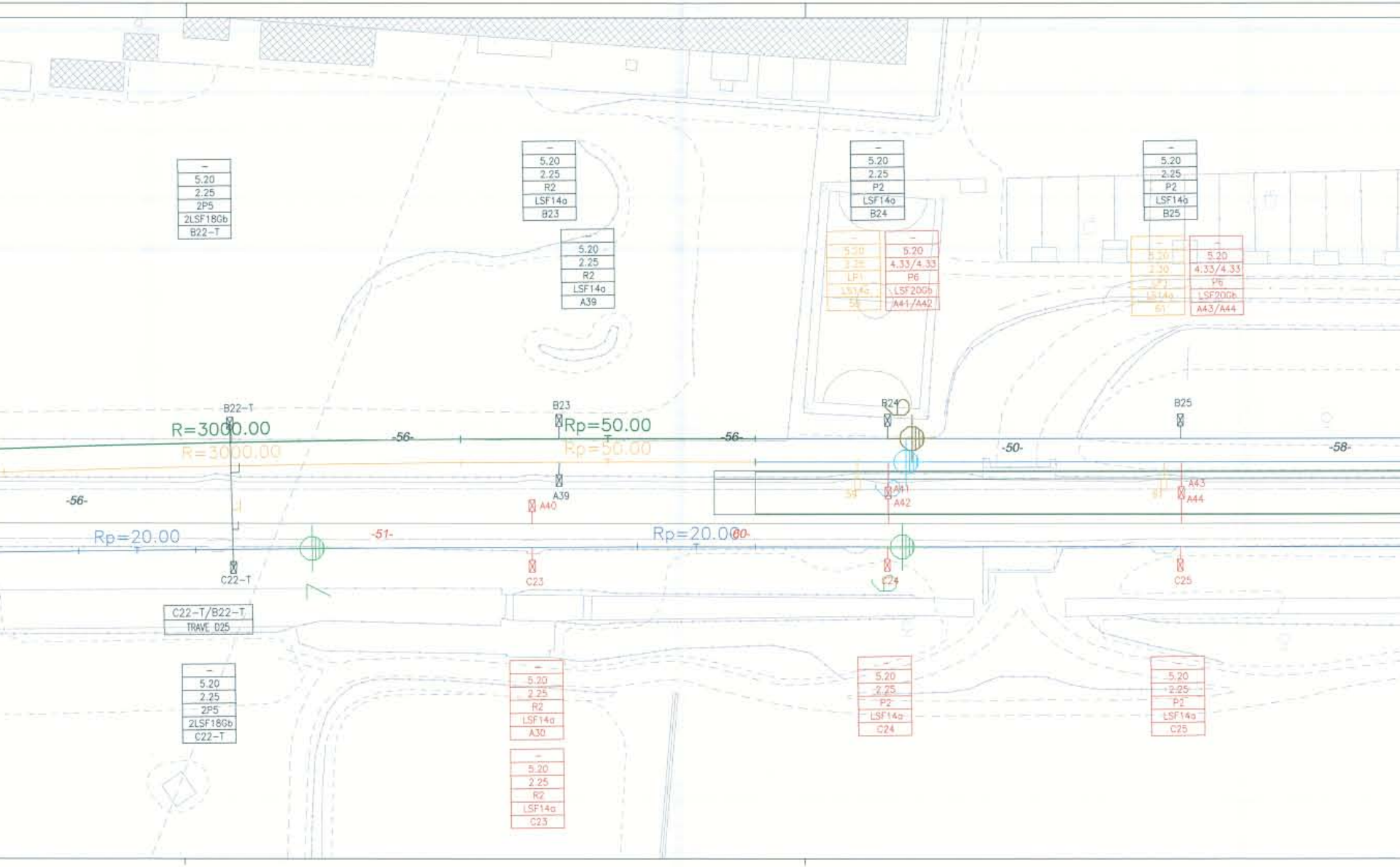

R=3000.00
R=3000.00
Rp=50.00
Rp=50.00
Rp=20.00
Rp=20.00
-56-
-56-
-56-
-51-
-60-
-50-
-58-
B22-T
C22-T
B23
A39
A40
C23
B24
A41
A42
C24
58
B25
A43
A44
C25
61
C22-T/B22-T
TRAVE D25
– 5.20 2.25 2P5 2LSF18Gb B22-T
– 5.20 2.25 R2 LSF14a B23
– 5.20 2.25 R2 LSF14a A39
– 5.20 2.25 P2 LSF14a B24
– 5.20 2.25 LF1 LSF14a 58
– 5.20 4.33/4.33 P6 LSF20Gb A41/A42
– 5.20 2.25 P2 LSF14a B25
– 5.20 2.30 LF1 LSF14a 61
– 5.20 4.33/4.33 P6 LSF20Gb A43/A44
– 5.20 2.25 2P5 2LSF18Gb C22-T
– 5.20 2.25 R2 LSF14a A30
– 5.20 2.25 R2 LSF14a C23
– 5.20 2.25 P2 LSF14a C24
– 5.20 2.25 P2 LSF14a C25

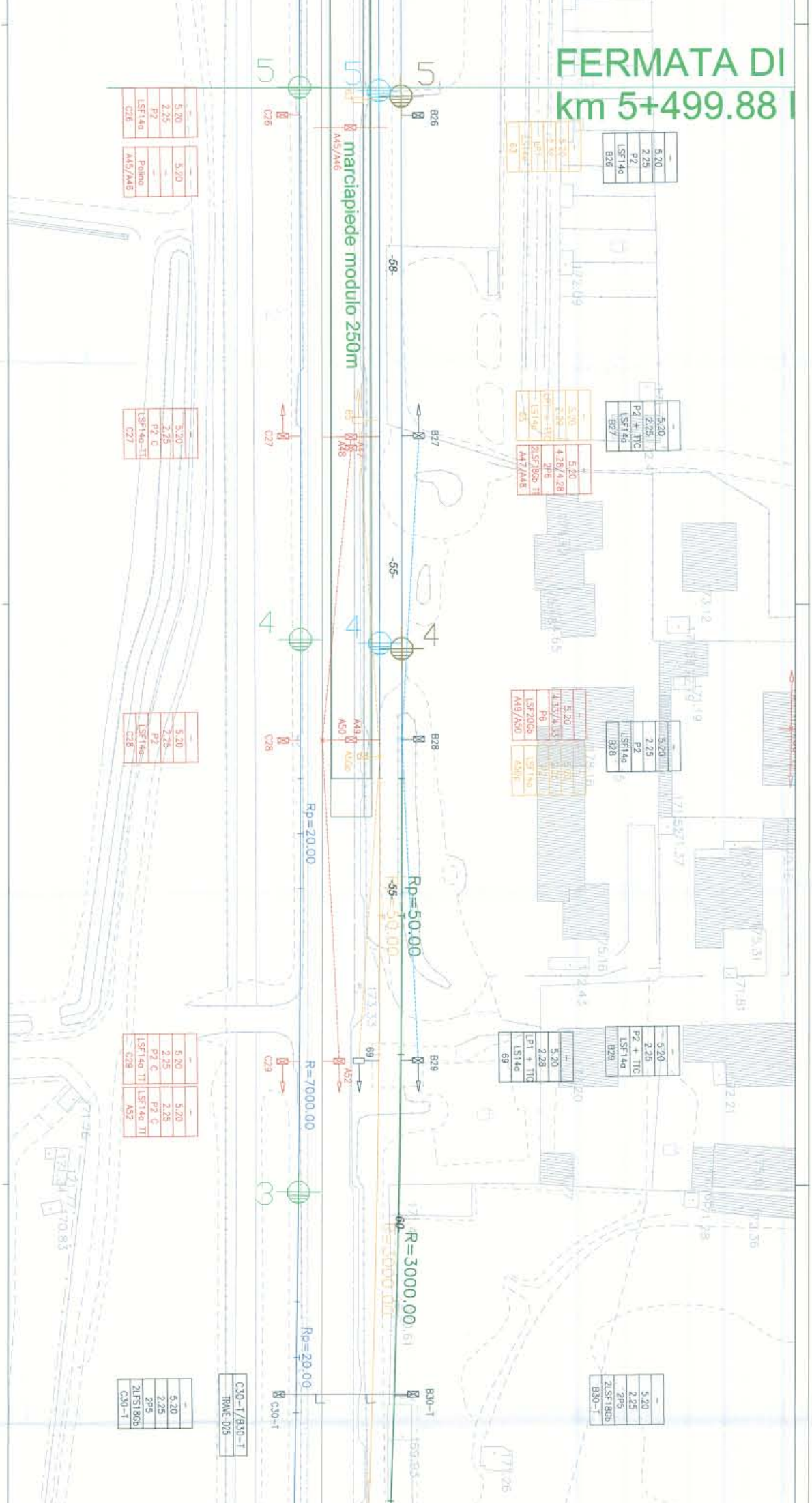
FERMATA DI
km 5+499.88
marciapiede modulo 250m
5
4
3
C26
C27
C28
C29
C30-T
B26
B27
B28
B29
B30-T
A45/A46
A47
A48
A49
A50
A52
69
-58-
-55-
-60-
Rp=20.00
Rp=50.00
R=7000.00
R=3000.00
LSF14a
C26
P2
2.25
5.20
Polina
A45/A46
LSF14a
B26
LSF14a-TT
C27
P2 C
P2 + TTC
B27
2LSF18Gb TT
A47/A48
2P6
4.28/4.28
LSF20Gb
A49/A50
P6
B28
C28
LP1 + TTC
LS14a
2.28
B29
C29
LSF14a TT
A52
2LSF18Gb
2P5
C30-T
C30-T/B30-T
TRAVE D25
B30-T

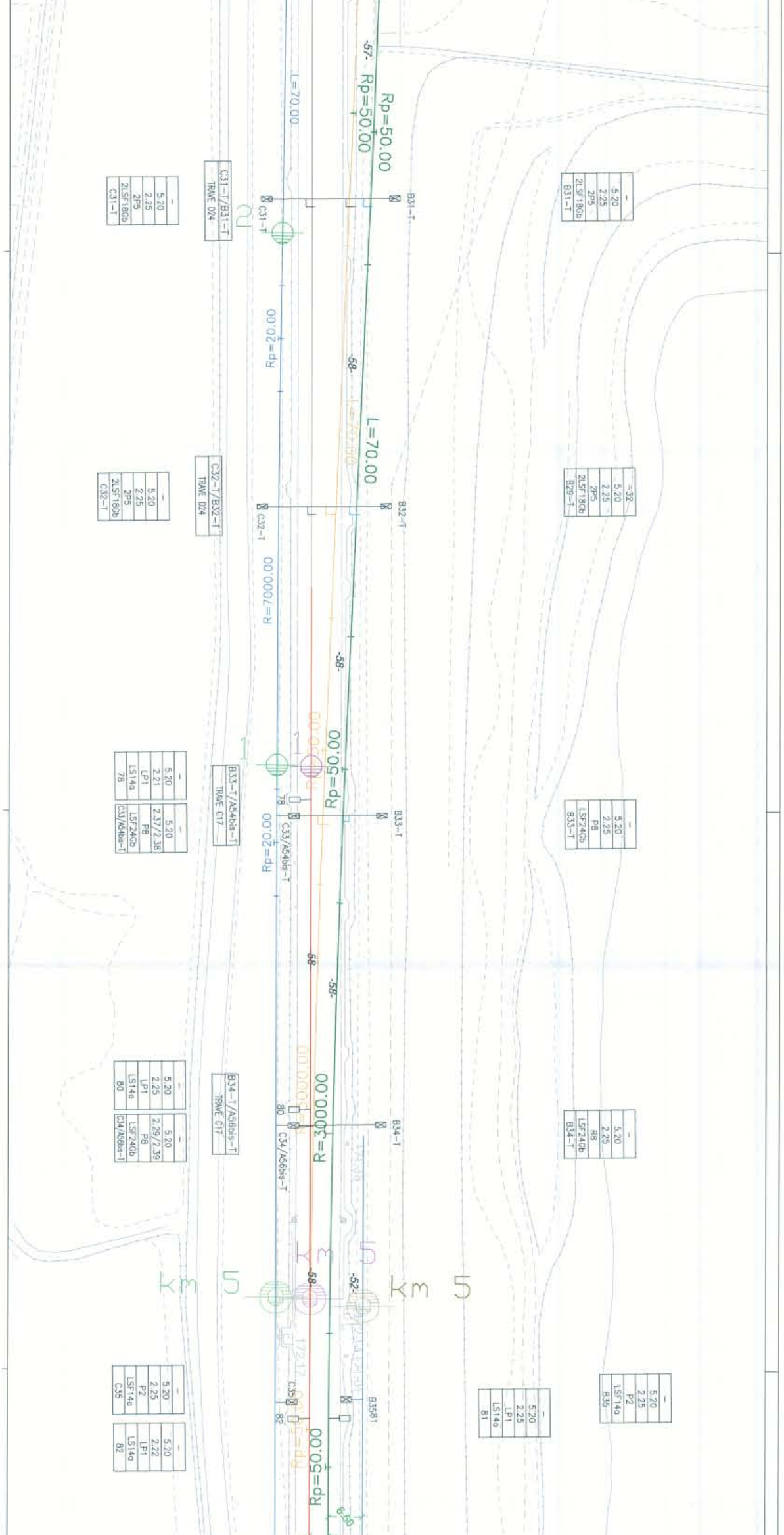
Rp=50.00
Rp=50.00
-57-
L=70.00
L=70.00
Rp=20.00
R=7000.00
Rp=20.00
Rp=50.00
R=3000.00
Rp=50.00
6.50
-58-
-58-
-58-
-58-
-52-
Km 5
Km 5
B31-T
C31-T
C31-T/B31-T
TRAVE D24
- 5.20 2.25 2P5 2LSF18Gb C31-T
- 5.20 2.25 2P5 2LSF18Gb B31-T
B32-T
C32-T
C32-T/B32-T
TRAVE D24
- 5.20 2.25 2P5 2LSF18Gb C32-T
=32 5.20 2.25 2P5 2LSF18Gb B29-T
B33-T
C33/A54bis-T
78
B33-T/A54bis-T
TRAVE C17
- 5.20 2.21 LP1 LS14a 78
- 5.20 2.37/2.38 P8 LSF24Gb C33/A54bis-T
- 5.20 2.25 P8 LSF24Gb B33-T
B34-T
C34/A56bis-T
80
B34-T/A56bis-T
TRAVE C17
- 5.20 2.25 LP1 LS14a 80
- 5.20 2.29/2.39 P8 LSF24Gb C34/A56bis-T
- 5.20 2.25 R8 LSF24Gb B34-T
C35
82
B3581
- 5.20 2.25 P2 LSF14a C35
- 5.20 2.22 LP1 LS14a 82
- 5.20 2.25 LP1 LS14a 81
- 5.20 2.25 P2 LSF14a B35


– 5.20 2.25 P2 LSF14a B36
– 5.20 2.25 P3 + TTA LSF16a B37
1363 m
1363 m
– 5.20 2.25 P2 LSF14a B38
– 5.20 2.25 P2 LSF14a B39
– 5.20 2.25 P2 LSF14a B40
– 5.20 2.25 P2 LSF14a B41
– 5.20 2.25 P3 + TTA LSF16a B42
168.30
1434 m
1434 m
1434 m
– 5.20 2.22 LP1 LS14a 83
– 5.20 2.25 LP3 + TTa LS16a 85
– 5.20 2.25 LP1 LS14a 87
– 5.20 2.28 LP1 LS14a 89
– 5.20 2.25 LP1 LS14a 91
– 5.20 2.25 LP1 LS14a 93
– 5.20 2.25 LP3 + TTa LS16a 95
B3683
B37
85
87 89
B38B39
B40B41
91 93
B42
95
C36
84
C37
86
C38C39
88 90
C40C41
92 94
C42
96
5
6
3
4
9
9
8
8
7
7
-58-
-51-
-60-
-57-
-63-
-3-
6.50
3.50
– 5.20 2.25 P2 LSF14a C36
– 5.20 2.21 LP1 LS14a 84
– 5.20 2.25 P3 + TTA LSF16a C37
– 5.20 2.30 LP3 + TTa LS16a 86
– 5.20 2.25 P2 LSF14a C38
– 5.20 2.25 P2 LSF14a C39
– 5.20 2.30 LP1 LS14a 88
– 5.20 2.29 LP1 LS14a 90
– 5.20 2.25 P2 LSF14a C40
– 5.20 2.25 P2 LSF14a C41
– 5.20 2.22 LP1 LS14a 92
– 5.20 2.28 LP1 LS14a 94
– 5.20 2.25 P3 + TTA LSF16a C42
– 5.20 2.23 LP3 + TTa LS16a 96

LEGENDA COLORI

———	TE ESISTENTE
———	TE REALIZZATA
———	TE PROVVISORIA REALIZZATA
———	TE IN PROGETTO
———	TE PROVVISORIA IN PROGETTO
———	TE DEMOLITA
———	ALIMENTAZIONI 3kVcc

SEGNI CONVENZIONALI

- - - - - -	Conduttura inattiva	▯	Palo LS
-·-·-·-·-	Conduttura di alimentazione	⊠	Palo LSF - Palina su pensilina
	Ormeggio con regolazione automatica 2 conduttori	○	Palo M
	Ormeggio con regolazione automatica 1 conduttore		Portale
	Ormeggio senza regolazione automatica		Trave mec
	Collegamento elettrico di continuità		Sospensione tipo galleria
▢	Terminale di conduttura		Sezionatore a motore normalmente chiuso
▬	Isolatore di sezione		Sezionatore telecomandato normalmente chiuso
▬	Sezionamento corda portante e filo di contatto		Sezionatore manuale normalmente chiuso
	Dispositivo di tensionatura a molla (Tensorex)		Sezionatore a motore normalmente aperto
	Tirante a terra		Sezionatore telecomandato normalmente aperto
	Punto Fisso		Sezionatore manuale normalmente aperto
	Ormeggio conduttura		Scaricatore

Sigle

Per i pali

	–
Altezza linea di contatto [m] –	H.L.C.
Distanza palo-rotaia [m] –	D.R.
Tipo del blocco –	Blocco
Tipo del sostegno –	Sostegno
Numero del sostegno –	Numero

Sigle

Per le sosp. da galleria

	–
Altezza linea di contatto [m] –	H.L.C.
	–
	–
Tipo del sostegno –	TIPO
Numero del sostegno –	Numero

FASE 3

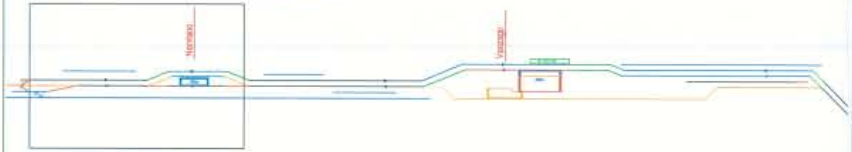
Nerviano
Vanzago

Tabella nuovi conduttori per LC

Condut. N°	dal picch.	ORM	al picch.	ORM	P.F. al picch.	Corda portante Sez 120 mmq n x L (mt)	Filo di contatto Sez 100 mmq n x L (mt)
4	38	R	96	R	A50	2x1434	2x1434

Tabella conduttori demoliti per LC

Condut. N°	dal picch.	ORM	al picch.	ORM	P.F. al picch.	Corda portante Sez 120 mmq n x L (mt)	Filo di contatto Sez 100 mmq n x L (mt)
1	65/66	R	B62-T/C56-T	R	19	2x315	2x315
2	65/66	R	B62-T/C56-T	R	20	2x315	2x315
4	38	R	96	R	A50p	2x1434	2x1434

COMMITTENTE:

RFI RETE FERROVIARIA ITALIANA
GRUPPO FERROVIE DELLO STATO

PROGETTAZIONE:

ITALFERR
GRUPPO FERROVIE DELLO STATO

INFRASTRUTTURE FERROVIARIE STRATEGICHE DEFINITE DALLA LEGGE OBIETTIVO N. 443/01

DIREZIONE TECNICA - U.O. CENTRO DI PRODUZIONE MILANO

PROGETTO DEFINITIVO PER APPALTO INTEGRATO

POTENZIAMENTO DELLA LINEA RHO-ARONA. TRATTA RHO-GALLARATE QUADRUPLICAMENTO RHO-PARABIAGO E RACCORDO Y

LINEA DI CONTATTO

Piano di elettrificazione - Fermata di Nerviano - Fase 3

SCALA:
1 : 500

COMMESSA	LOTTO	FASE	ENTE	TIPO DOC.	OPERA/DISCIPLINA	PROGR.	REV.
MDL1	12	D	26	P8	LC0300	016	B

Revis.	Descrizione	Redatto	Data	Verificato	Data	Approvato	Data	Autorizzato / Data
A	Emissione Esecutiva	L.Giorgini	8.10.2010	M.Reggiani	8.10.2010	S. Borelli		ITALFERR dott. Ing. Donato LAVACCA Ordine Ingegneri di NOVARA
B	Recepimento osservazioni validazione	A.Sperduto	12.04.2011	M.Reggiani	12.04.2011	S.Borelli SB		

File: MDL112D26P8LC0300016B.dwg

n. Elab.: