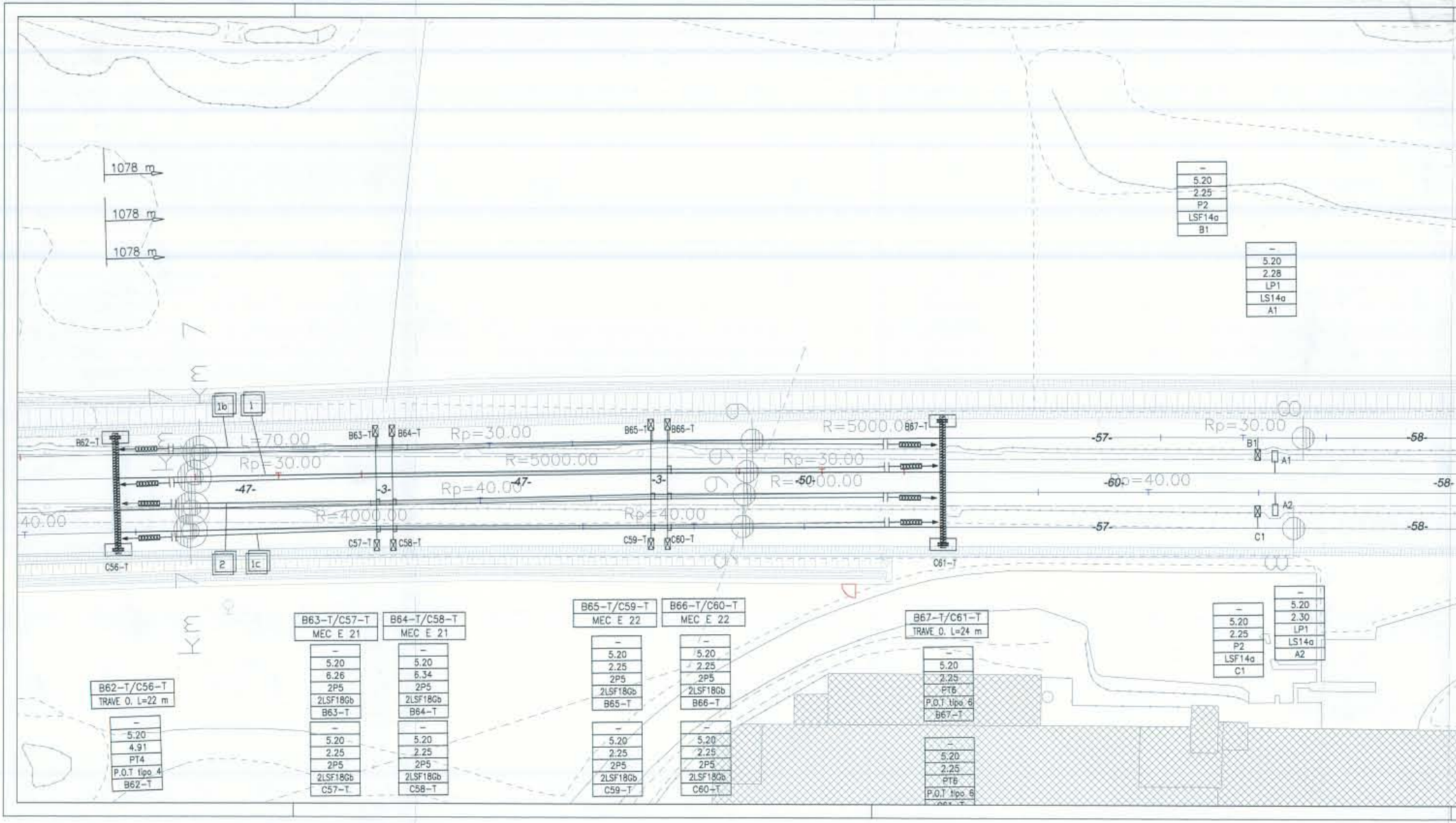
1078 m
1078 m
1078 m
km 7
km 7
1b
1
2
1c
B62-T
C56-T
L=70.00
Rp=30.00
Rp=30.00
R=4000.00
-47-
-3-
B63-T
B64-T
C57-T
C58-T
Rp=40.00
R=5000.00
-47-
B65-T
B66-T
C59-T
C60-T
-3-
Rp=40.00
R=5000.00
Rp=30.00
R=-50-00.00
B67-T
C61-T
-57-
-60-
Rp=40.00
-57-
Rp=30.00
B1
A1
A2
C1
-58-
-58-
-58-
B62-T/C56-T
TRAVE O. L=22 m
–
5.20
4.91
PT4
P.O.T tipo 4
B62-T
B63-T/C57-T
MEC E 21
–
5.20
6.26
2P5
2LSF18Gb
B63-T
–
5.20
2.25
2P5
2LSF18Gb
C57-T
B64-T/C58-T
MEC E 21
–
5.20
6.34
2P5
2LSF18Gb
B64-T
–
5.20
2.25
2P5
2LSF18Gb
C58-T
B65-T/C59-T
MEC E 22
–
5.20
2.25
2P5
2LSF18Gb
B65-T
–
5.20
2.25
2P5
2LSF18Gb
C59-T
B66-T/C60-T
MEC E 22
–
5.20
2.25
2P5
2LSF18Gb
B66-T
–
5.20
2.25
2P5
2LSF18Gb
C60-T
B67-T/C61-T
TRAVE O. L=24 m
–
5.20
2.25
PT6
P.O.T tipo 6
B67-T
–
5.20
2.25
PT6
P.O.T tipo 6
–
5.20
2.25
P2
LSF14a
B1
–
5.20
2.28
LP1
LS14a
A1
–
5.20
2.25
P2
LSF14a
C1
–
5.20
2.30
LP1
LS14a
A2

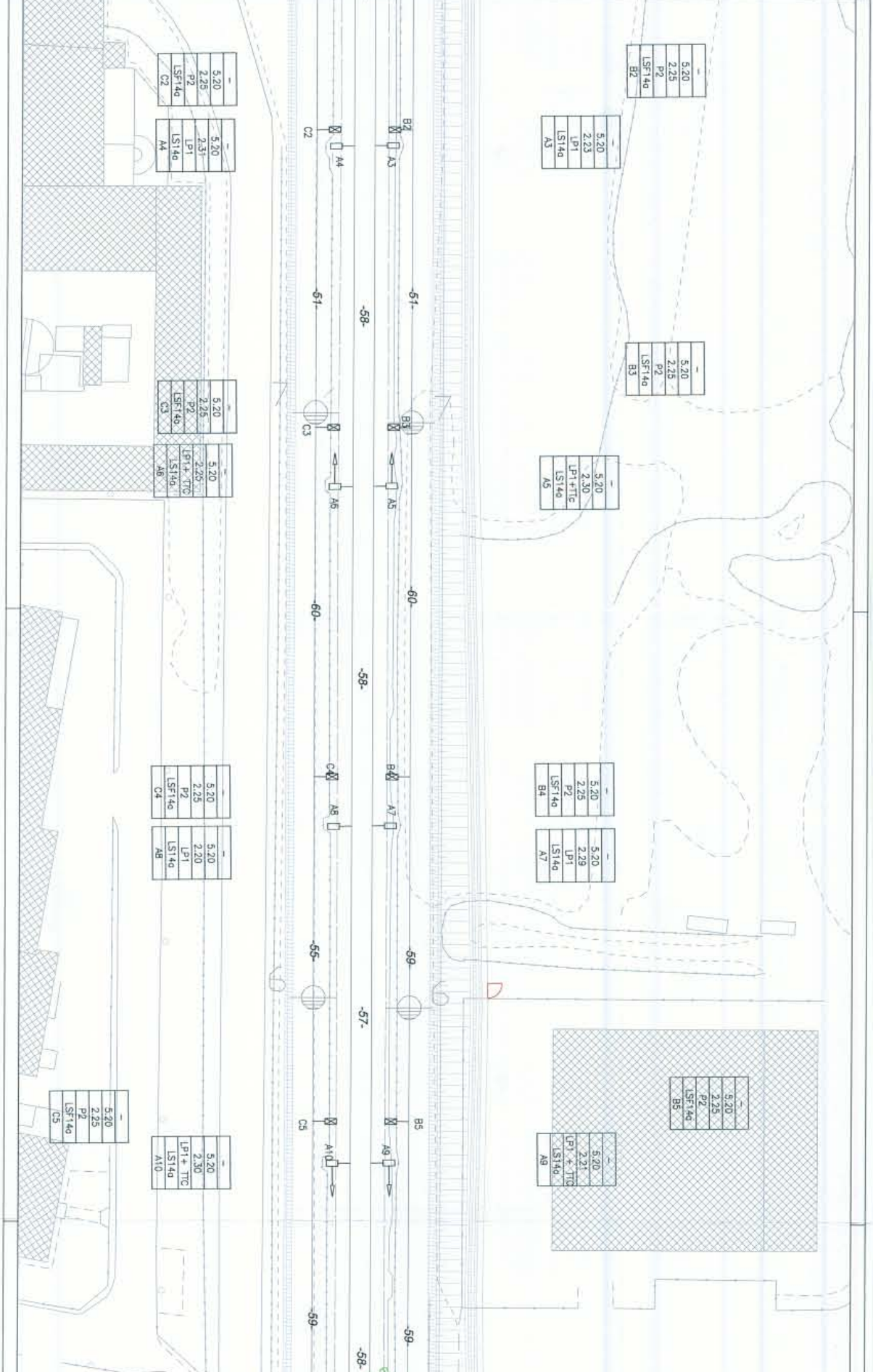
-
5.20
2.25
P2
LSF14a
C2
-
5.20
2.31
LP1
LS14a
A4
-
5.20
2.25
P2
LSF14a
B2
-
5.20
2.23
LP1
LS14a
A3
C2
A4
B2
A3
-61-
-58-
-61-
-
5.20
2.25
P2
LSF14a
B3
-
5.20
2.25
P2
LSF14a
C3
5.20
2.25
LP1+ TTC
LS14a
A6
-
5.20
2.30
LP1+TTC
LS14a
A5
C3
B3
A6
A5
-60-
-58-
-60-
C4
B4
A8
A7
-
5.20
2.25
P2
LSF14a
C4
-
5.20
2.20
LP1
LS14a
A8
-
5.20
2.25
P2
LSF14a
B4
-
5.20
2.29
LP1
LS14a
A7
-55-
-57-
-59-
-
5.20
2.25
P2
LSF14a
C5
-
5.20
2.30
LP1+ TTC
LS14a
A10
C5
B5
A10
A9
-
5.20
2.25
P2
LSF14a
B5
-
5.20
2.21
LP1 + TTC
LS14a
A9
-59-
-58-
-59-

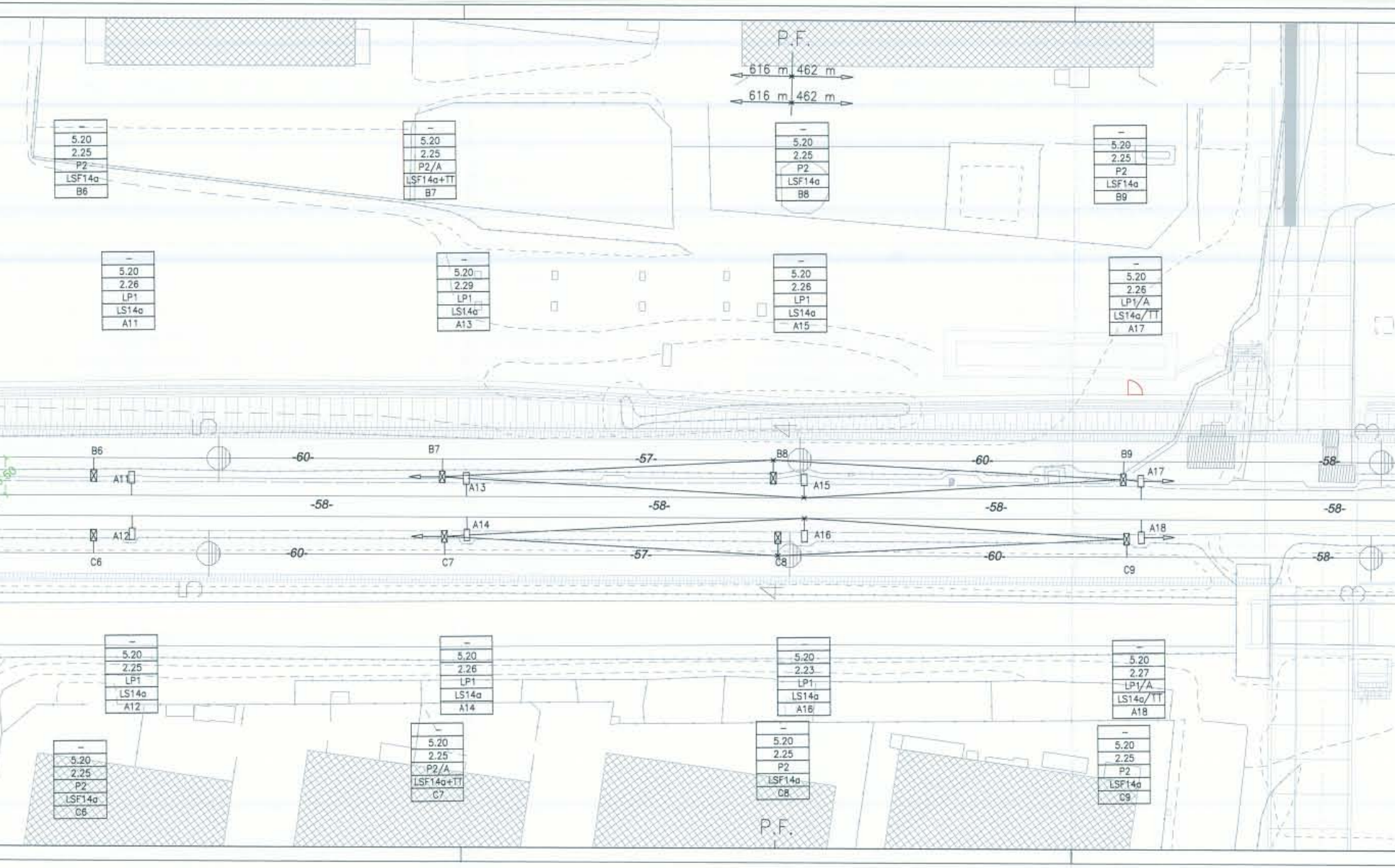
P.F.
616 m 462 m
616 m 462 m
–
5.20
2.25
P2
LSF14a
B6
–
5.20
2.25
P2/A
LSF14a+TT
B7
–
5.20
2.25
P2
LSF14a
B8
–
5.20
2.25
P2
LSF14a
B9
–
5.20
2.26
LP1
LS14a
A11
–
5.20
2.29
LP1
LS14a
A13
–
5.20
2.26
LP1
LS14a
A15
–
5.20
2.26
LP1/A
LS14a/TT
A17
B6
A11
B7
A13
B8
A15
B9
A17
-60-
-57-
-60-
-58-
-58-
-58-
-58-
-58-
A12
A14
A16
A18
C6
C7
C8
C9
-60-
-57-
-60-
-58-
–
5.20
2.25
LP1
LS14a
A12
–
5.20
2.26
LP1
LS14a
A14
–
5.20
2.23
LP1
LS14a
A16
–
5.20
2.27
LP1/A
LS14a/TT
A18
–
5.20
2.25
P2
LSF14a
C6
–
5.20
2.25
P2/A
LSF14a+TT
C7
–
5.20
2.25
P2
LSF14a
C8
–
5.20
2.25
P2
LSF14a
C9
P.F.

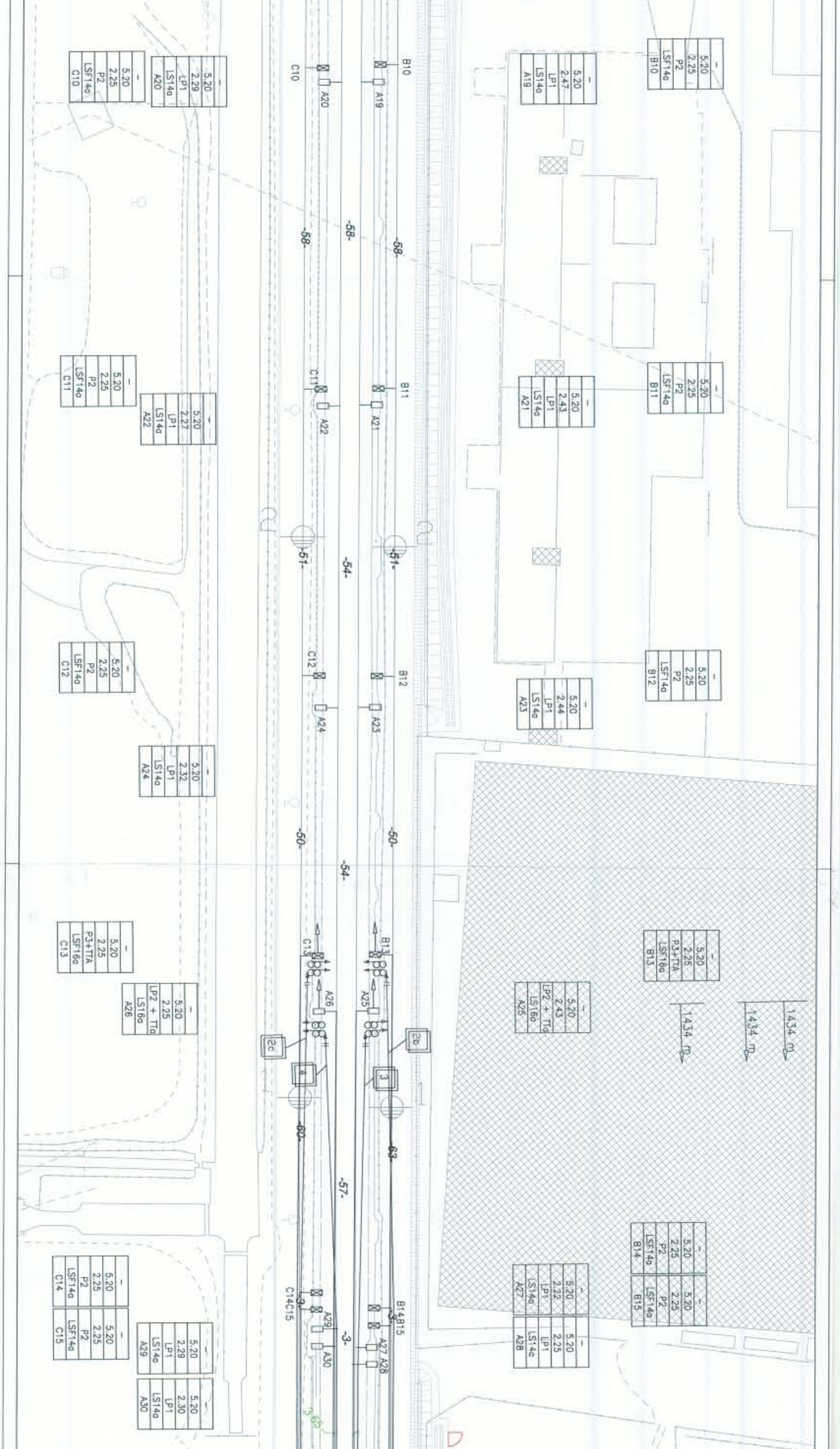
– 5.20 2.25 P2 LSF14a C10
– 5.20 2.29 LP1 LS14a A20
C10
A20
B10
A19
– 5.20 2.47 LP1 LS14a A19
– 5.20 2.25 P2 LSF14a B10
-58-
-58-
-58-
– 5.20 2.25 P2 LSF14a C11
– 5.20 2.27 LP1 LS14a A22
C11
A22
B11
A21
– 5.20 2.43 LP1 LS14a A21
– 5.20 2.25 P2 LSF14a B11
-51-
-54-
-51-
– 5.20 2.25 P2 LSF14a C12
C12
A24
B12
A23
– 5.20 2.44 LP1 LS14a A23
– 5.20 2.25 P2 LSF14a B12
– 5.20 2.32 LP1 LS14a A24
-50-
-54-
-50-
– 5.20 2.25 P3+TTA LSF16a C13
– 5.20 2.25 LP2 + TTa LS16a A26
C13
A26
B13
A25
2c
2b
4
3
– 5.20 2.25 P3+TTA LSF16a B13
– 5.20 2.43 LP2 + TTa LS16a A25
1434 m
1434 m
1434 m
-60-
-57-
-63-
– 5.20 2.25 P2 LSF14 C14
– 5.20 2.25 P2 LSF14a C15
– 5.20 2.29 LP1 LS14a A29
– 5.20 2.30 LP1 LS14a A30
C14C15
A29
A30
-3-
-3-
-3-
B14B15
A27 A28
– 5.20 2.22 LP1 LS14a A27
– 5.20 2.25 LP1 LS14a A28
– 5.20 2.25 P2 LSF14a B14
– 5.20 2.25 P2 LSF14a B15
3.55

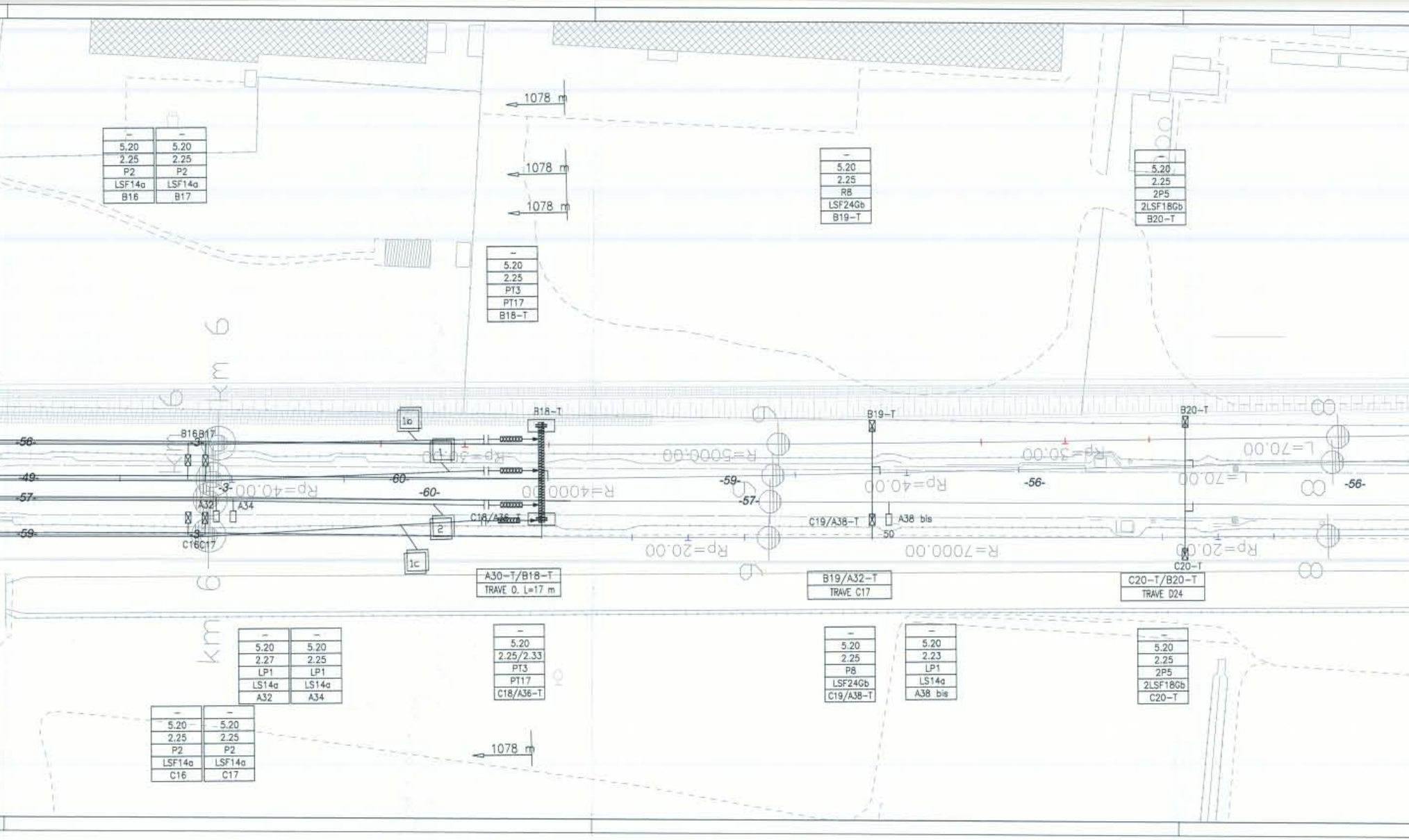
– 5.20 2.25 P2 LSF14a B16
– 5.20 2.25 P2 LSF14a B17
1078 m
1078 m
1078 m
– 5.20 2.25 R8 LSF24Gb B19–T
– 5.20 2.25 2P5 2LSF18Gb B20–T
– 5.20 2.25 PT3 PT17 B18–T
km 6
km 6
km 6
B16B17
-3-
-56-
-49-
-57-
-59-
A32
A34
C16C17
Rp=40.00
1a
1
Rp=30.00
-60-
-60-
2
1c
B18–T
C18/A36–T
R=4000.00
R=5000.00
-59-
-57-
B19–T
Rp=40.00
C19/A38–T
A38 bis
50
-56-
Rp=30.00
B20–T
L=70.00
L=70.00
-56-
Rp=20.00
R=7000.00
Rp=20.00
C20–T
A30–T/B18–T TRAVE 0. L=17 m
B19/A32–T TRAVE C17
C20–T/B20–T TRAVE D24
– 5.20 2.27 LP1 LS14a A32
– 5.20 2.25 LP1 LS14a A34
– 5.20 2.25/2.33 PT3 PT17 C18/A36–T
– 5.20 2.25 P8 LSF24Gb C19/A38–T
– 5.20 2.23 LP1 LS14a A38 bis
– 5.20 2.25 2P5 2LSF18Gb C20–T
– 5.20 2.25 P2 LSF14a C16
– 5.20 2.25 P2 LSF14a C17
1078 m

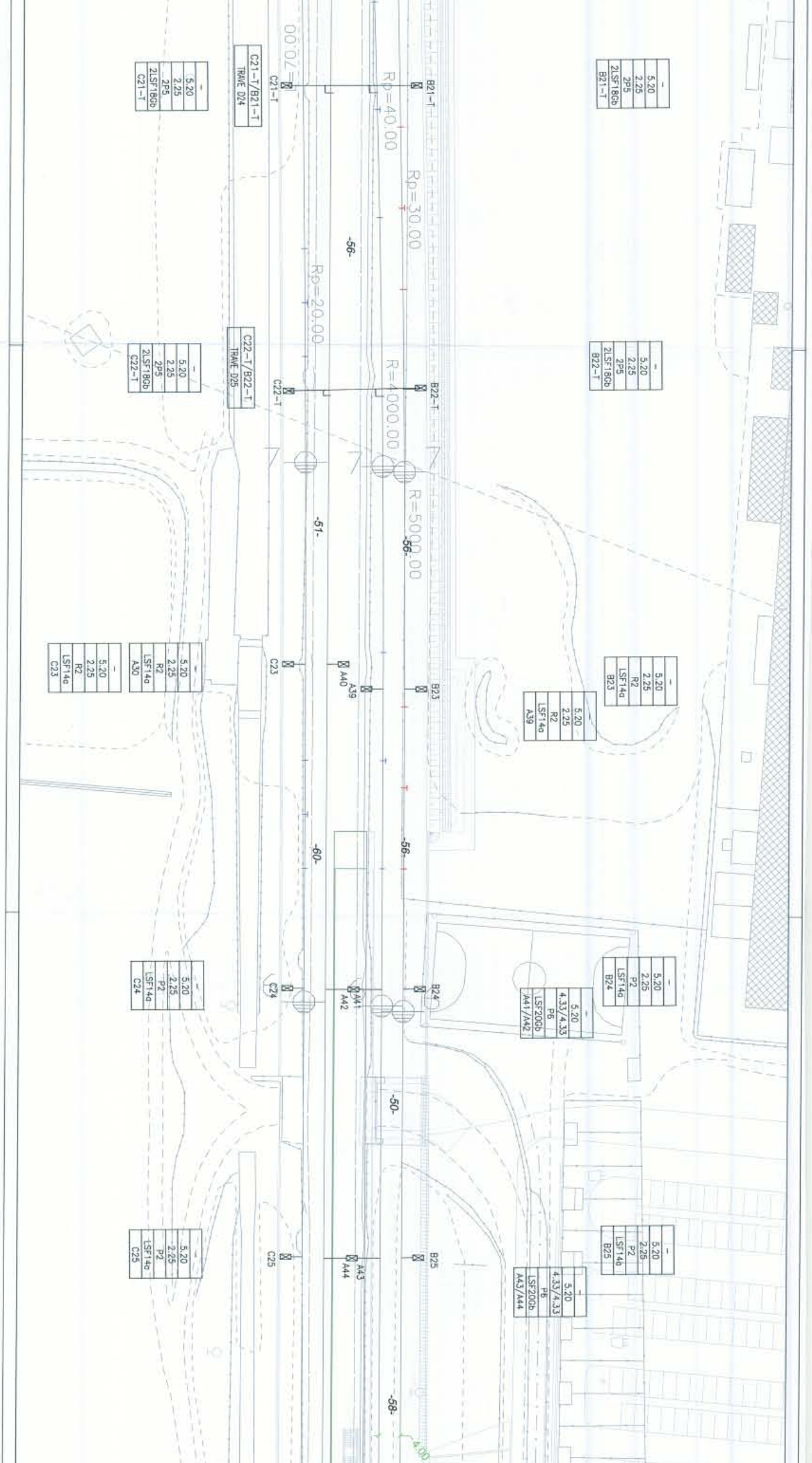
C21-T/B21-T
TRAVE D24
C21-T
B21-T
- 5.20 2.25 2P5 2LSF18Gb C21-T
- 5.20 2.25 2P5 2LSF18Gb B21-T
20.00
Rp=40.00
Rp=30.00
Rp=20.00
-56-
C22-T/B22-T
TRAVE D25
C22-T
B22-T
- 5.20 2.25 2P5 2LSF18Gb C22-T
- 5.20 2.25 2P5 2LSF18Gb B22-T
R=4000.00
R=5000.00
-51-
-56-
C23
A40
A39
B23
- 5.20 2.25 R2 LSF14a A30
- 5.20 2.25 R2 LSF14a C23
- 5.20 2.25 R2 LSF14a B23
- 5.20 2.25 R2 LSF14a A39
-60-
-56-
C24
A41
A42
B24
- 5.20 2.25 P2 LSF14a C24
- 5.20 2.25 P2 LSF14a B24
- 5.20 4.33/4.33 P6 LSF20Gb A41/A42
-50-
C25
A43
A44
B25
- 5.20 2.25 P2 LSF14a C25
- 5.20 2.25 P2 LSF14a B25
- 5.20 4.33/4.33 P6 LSF20Gb A43/A44
-58-
4.00

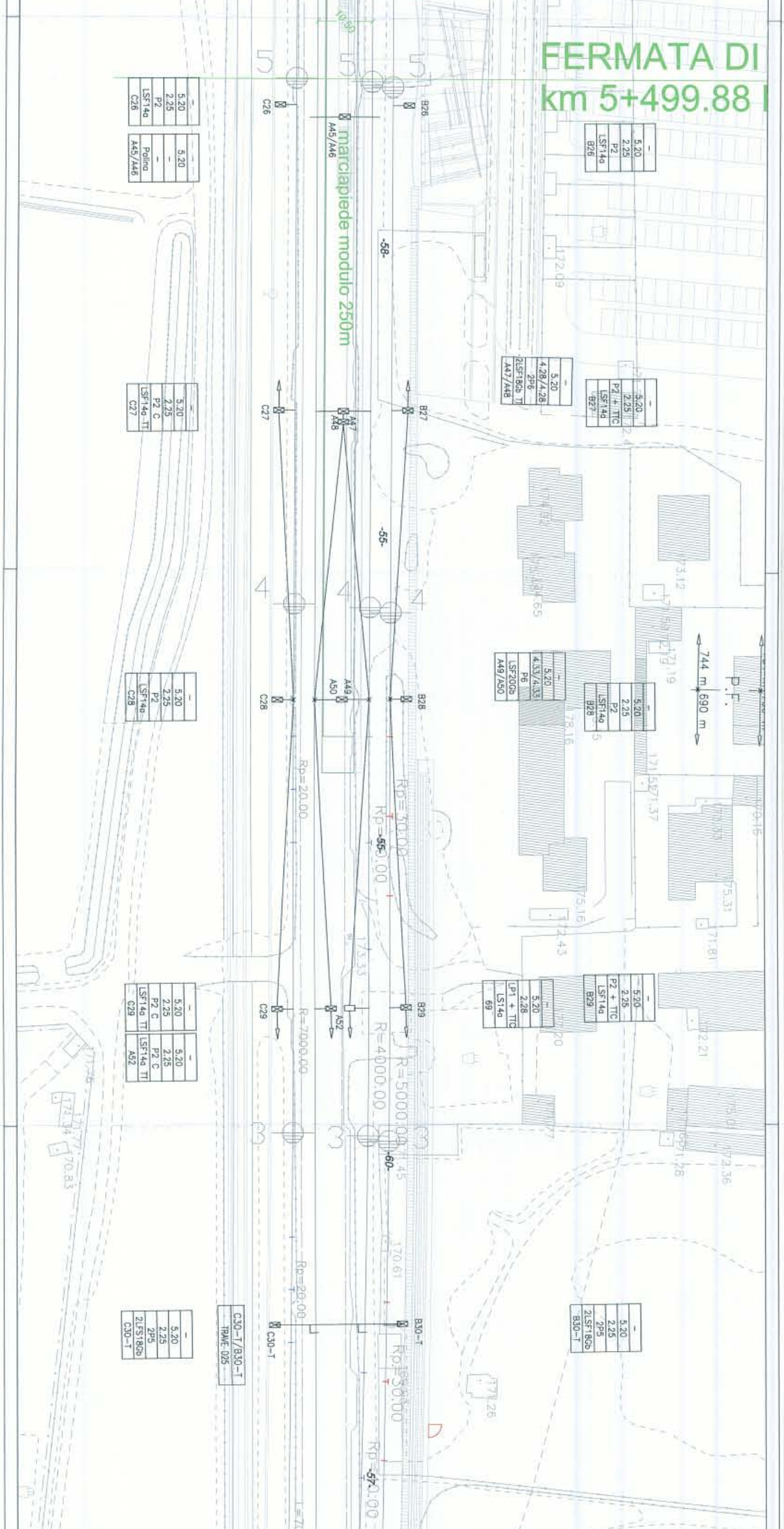
FERMATA DI
km 5+499.88
marciapiede modulo 250m
C26
A45/A46
B26
C27
A47
A48
B27
C28
A49
A50
B28
C29
A52
B29
C30-T
B30-T
C30-T/B30-T
TRAVE 025
Rp=20.00
Rp=30.00
Rp=55.00
R=7000.00
R=4000.00
R=5000.00
-58-
-55-
-60-
-57-
744 m
690 m
P.F.

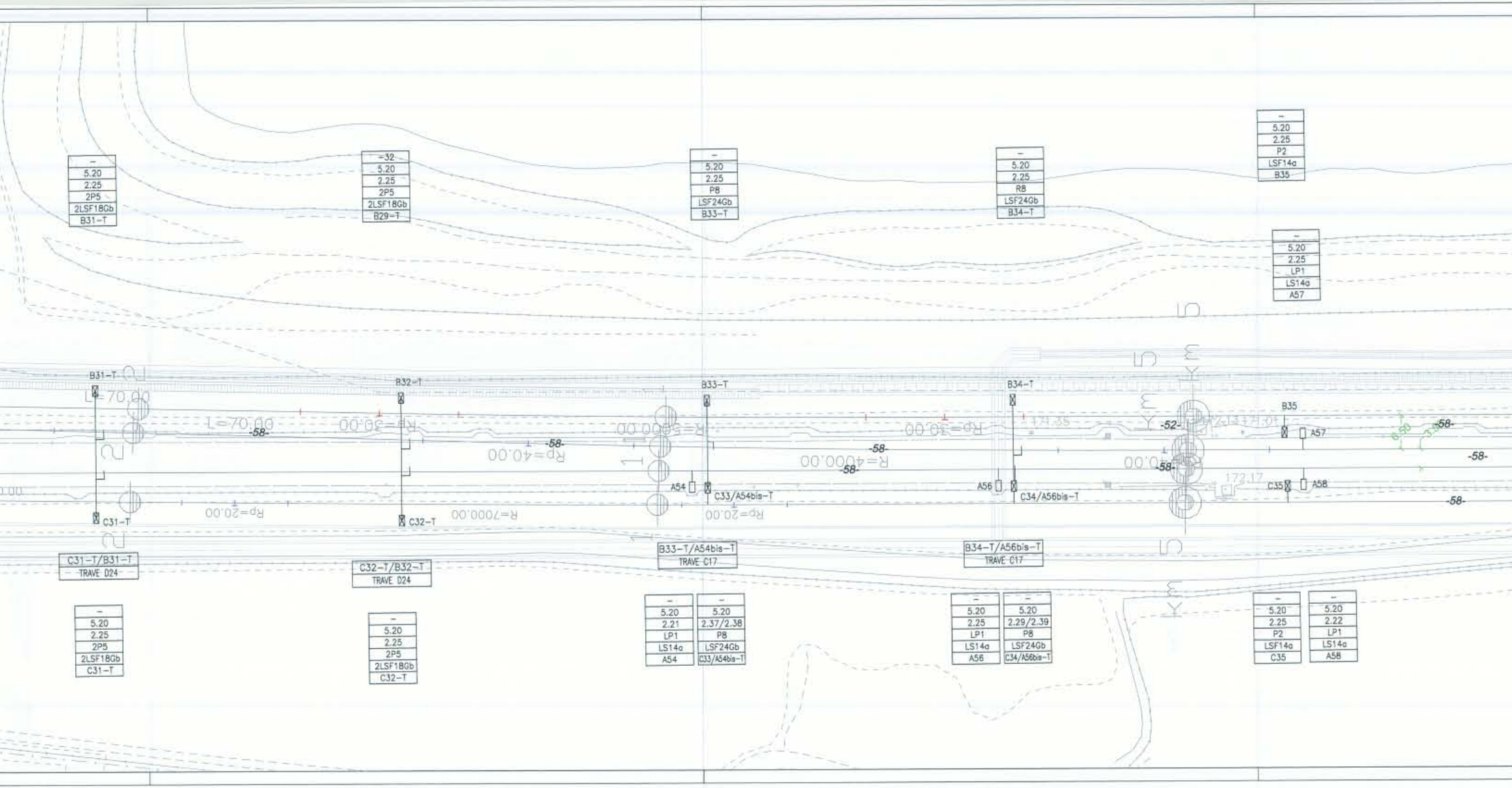
-
5.20
2.25
2P5
2LSF18Gb
B31-T
-32
5.20
2.25
2P5
2LSF18Gb
B29-T
-
5.20
2.25
P8
LSF24Gb
B33-T
-
5.20
2.25
R8
LSF24Gb
B34-T
-
5.20
2.25
P2
LSF14a
B35
-
5.20
2.25
LP1
LS14a
A57
B31-T
L=70.00
-58-
B32-T
Rp=30.00
Rp=40.00
B33-T
R=5000.00
B34-T
R=4000.00
Rp=30.00
-52-
B35
A57
-58-
C31-T
Rp=20.00
C32-T
R=7000.00
A54
C33/A54bis-T
Rp=20.00
A56
C34/A56bis-T
172.17
C35
A58
C31-T/B31-T
TRAVE D24
C32-T/B32-T
TRAVE D24
B33-T/A54bis-T
TRAVE C17
B34-T/A56bis-T
TRAVE C17
-
5.20
2.25
2P5
2LSF18Gb
C31-T
-
5.20
2.25
2P5
2LSF18Gb
C32-T
-
5.20
2.21
LP1
LS14a
A54
-
5.20
2.37/2.38
P8
LSF24Gb
C33/A54bis-T
-
5.20
2.25
LP1
LS14a
A56
-
5.20
2.29/2.39
P8
LSF24Gb
C34/A56bis-T
-
5.20
2.25
P2
LSF14a
C35
-
5.20
2.22
LP1
LS14a
A58

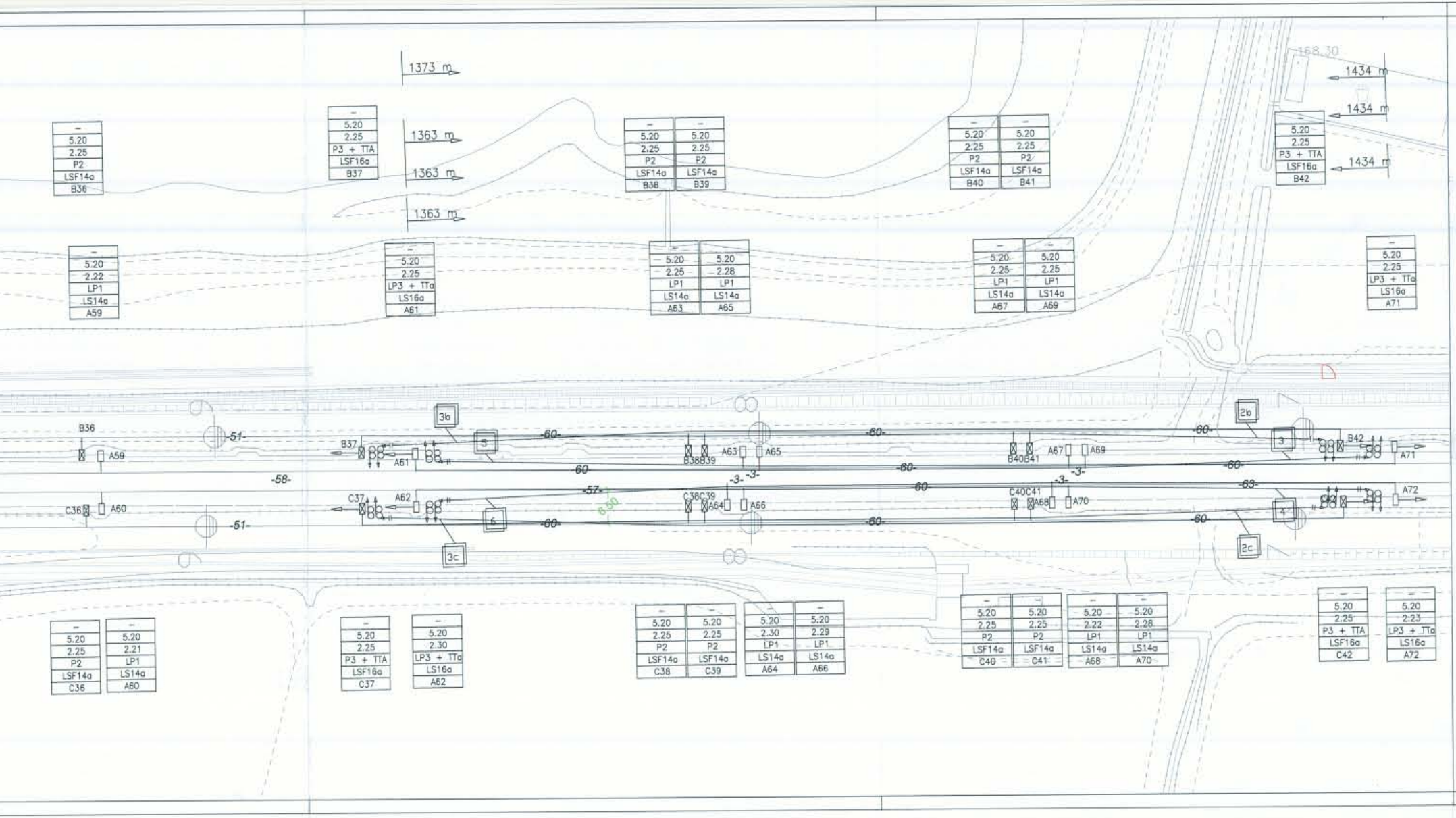

1373 m
1363 m
1363 m
1363 m
1434 m
1434 m
1434 m
168.30
– 5.20 2.25 P2 LSF14a B36
– 5.20 2.25 P3 + TTA LSF16a B37
– 5.20 2.25 P2 LSF14a B38
– 5.20 2.25 P2 LSF14a B39
– 5.20 2.25 P2 LSF14a B40
– 5.20 2.25 P2 LSF14a B41
– 5.20 2.25 P3 + TTA LSF16a B42
– 5.20 2.22 LP1 LS14a A59
– 5.20 2.25 LP3 + TTa LS16a A61
– 5.20 2.25 LP1 LS14a A63
– 5.20 2.28 LP1 LS14a A65
– 5.20 2.25 LP1 LS14a A67
– 5.20 2.25 LP1 LS14a A69
– 5.20 2.25 LP3 + TTa LS16a A71
– 5.20 2.25 P2 LSF14a C36
– 5.20 2.21 LP1 LS14a A60
– 5.20 2.25 P3 + TTA LSF16a C37
– 5.20 2.30 LP3 + TTa LS16a A62
– 5.20 2.25 P2 LSF14a C38
– 5.20 2.25 P2 LSF14a C39
– 5.20 2.30 LP1 LS14a A64
– 5.20 2.29 LP1 LS14a A66
– 5.20 2.25 P2 LSF14a C40
– 5.20 2.25 P2 LSF14a C41
– 5.20 2.22 LP1 LS14a A68
– 5.20 2.28 LP1 LS14a A70
– 5.20 2.25 P3 + TTA LSF16a C42
– 5.20 2.23 LP3 + TTa LS16a A72
B36
A59
C36
A60
-51-
-51-
-58-
B37
A61
C37
A62
3b
3c
5
6
-60-
-60-
-60-
-57-
6.50
B38B39
A63
A65
C38C39
A64
A66
-3-
-3-
-3-
B40B41
A67
A69
C40C41
A68
A70
-3-
-3-
-60-
-60-
-60-
-60-
-60-
-63-
-60-
2b
2c
3
4
B42
A71
A72

LEGENDA COLORI

- TE ESISTENTE
- TE REALIZZATA
- TE PROVVISORIA REALIZZATA
- TE IN PROGETTO
- TE PROVVISORIA IN PROGETTO
- TE DEMOLITA
- ALIMENTAZIONI 3kVcc

SEGNI CONVENZIONALI

- - - - - -	*Conduttura inattiva*	▯	*Palo LS*
- · - · - ·	*Conduttura di alimentazione*	⊠	*Palo LSF - Palina su pensilina*
	Ormeggio con regolazione automatica 2 conduttori	○	*Palo M*
	Ormeggio con regolazione automatica 1 conduttore		*Portale*
	Ormeggio senza regolazione automatica		*Trave mec*
	Collegamento elettrico di continuità		*Sospensione tipo galleria*
□	*Terminale di conduttura*		*Sezionatore a motore normalmente chiuso*
▬	*Isolatore di sezione*		*Sezionatore telecomandato normalmente chiuso*
▬	*Sezionamento corda portante e filo di contatto*		*Sezionatore manuale normalmente chiuso*
	Dispositivo di tensionatura a molla (Tensorex)		*Sezionatore a motore normalmente aperto*
	Tirante a terra		*Sezionatore telecomandato normalmente aperto*
	Punto Fisso		*Sezionatore manuale normalmente aperto*
	Ormeggio conduttura		*Scaricatore*

Sigle

Per i pali

	–
Altezza linea di contatto [m] –	H.L.C.
Distanza palo-rotaia [m] –	D.R.
Tipo del blocco –	Blocco
Tipo del sostegno –	Sostegno
Numero del sostegno –	Numero

Sigle

Per le sosp. da galleria

	–
Altezza linea di contatto [m] –	H.L.C.
	–
	–
Tipo del sostegno –	TIPO
Numero del sostegno –	Numero

FINALE

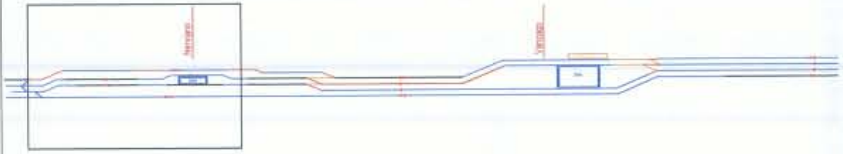
Nerviano
Vanzago

Tabella nuovi conduttori per LC

Condut. N°	dal picch.	ORM	al picch.	ORM	P.F. al picch.	Corda portante Sez 120 mmq n x L (mt)	Filo di contatto Sez 100 mmq n x L (mt)
4	38	R	96	R	A50	2x1434	2x1434
3	37	R	95	R	A49	2x1434	2x1434
1b	B62/C56	R	B18/C18	R	B8	2x1078	2x1078
1c	B62/C56	R	B18/C18	R	C8	2x1078	2x1078
2b	B13	R	B42	R	B28	2x1434	2x1434
2c	C13	R	C42	R	C28	2x1434	2x1434
1	B62/C56	R	B18/C18	R	B8	2x1078	2x1078
2	B62/C56	R	B18/C18	R	C8	2x1078	2x1078

COMMITTENTE:

RFI RETE FERROVIARIA ITALIANA
GRUPPO FERROVIE DELLO STATO

PROGETTAZIONE:

ITALFERR
GRUPPO FERROVIE DELLO STATO

INFRASTRUTTURE FERROVIARIE STRATEGICHE DEFINITE DALLA LEGGE OBIETTIVO N. 443/01

DIREZIONE TECNICA - U.O. CENTRO DI PRODUZIONE MILANO
PROGETTO DEFINITIVO PER APPALTO INTEGRATO

POTENZIAMENTO DELLA LINEA RHO-ARONA. TRATTA RHO-GALLARATE QUADRUPLICAMENTO RHO-PARABIAGO E RACCORDO Y

LINEA DI CONTATTO

Piano di elettrificazione - Fermata di Nerviano - Finale

SCALA: 1 : 500

COMMESSA	LOTTO	FASE	ENTE	TIPO DOC.	OPERA/DISCIPLINA	PROGR.	REV.
MDL1	12	D	26	P8	LC0300	004	B

Revis.	Descrizione	Redatto	Data	Verificato	Data	Approvato	Data	Autorizzato / Data
A	Emissione Esecutiva	L.Giorgini	18.10.2010	M.Reggiani	18.10.2010	S. Borelli		ITALFERR dott. ing. Donato LAVACCA Ordine Ingegneri di NOVARA n° 1109
B	Recepimento osservazioni validazione	A.Sperduto	12.04.2011	M.Reggiani	12.04.2011	S.Borelli		

File: MDL112D26P8LC0300004B.dwg

n. Elab.: