

COMMITTENTE:



PROGETTAZIONE:



U.O. COORDINAMENTO DI SISTEMA PFTE

PROGETTO DI FATTIBILITA' TECNICA ED ECONOMICA

**LINEA SALERNO – REGGIO CALABRIA
 NUOVA LINEA AV SALERNO – REGGIO CALABRIA
 LOTTO 1 BATTIPAGLIA – PRAIA
 LOTTO 1C BUONABITACOLO – PRAIA
 INFRASTRUTTURA FERROVIARIA**

Book sezioni trasversali correnti - passo 100m

SCALA:

1:200

COMMESSA LOTTO FASE ENTE TIPO DOC. OPERA/DISCIPLINA Progr. REV.

RC2A C1 R 14 W9 IF0000 001 C

Rev.	Descrizione	Redatto	Data	Verificato	Data	Approvato	Data	Autorizzato Data
A	Emissione esecutiva	E.Sellari	Dic-2021	F. Carozzolo-M.Fabbi	Dic-2021	I.D'Amore	Dic-2021	G.Ingresso Lug-2023
B	Emissione esecutiva	E.Sellari	Gen-2022	F. Carozzolo-M.Fabbi	Gen-2022	I.D'Amore	Gen-2022	G. Ingresso Lug-2023
C	Emissione esecutiva	L. Rossetti	Lug-2023	G. Dijsà-M.Fabbi	Lug-2023	I.D'Amore	Lug-2023	

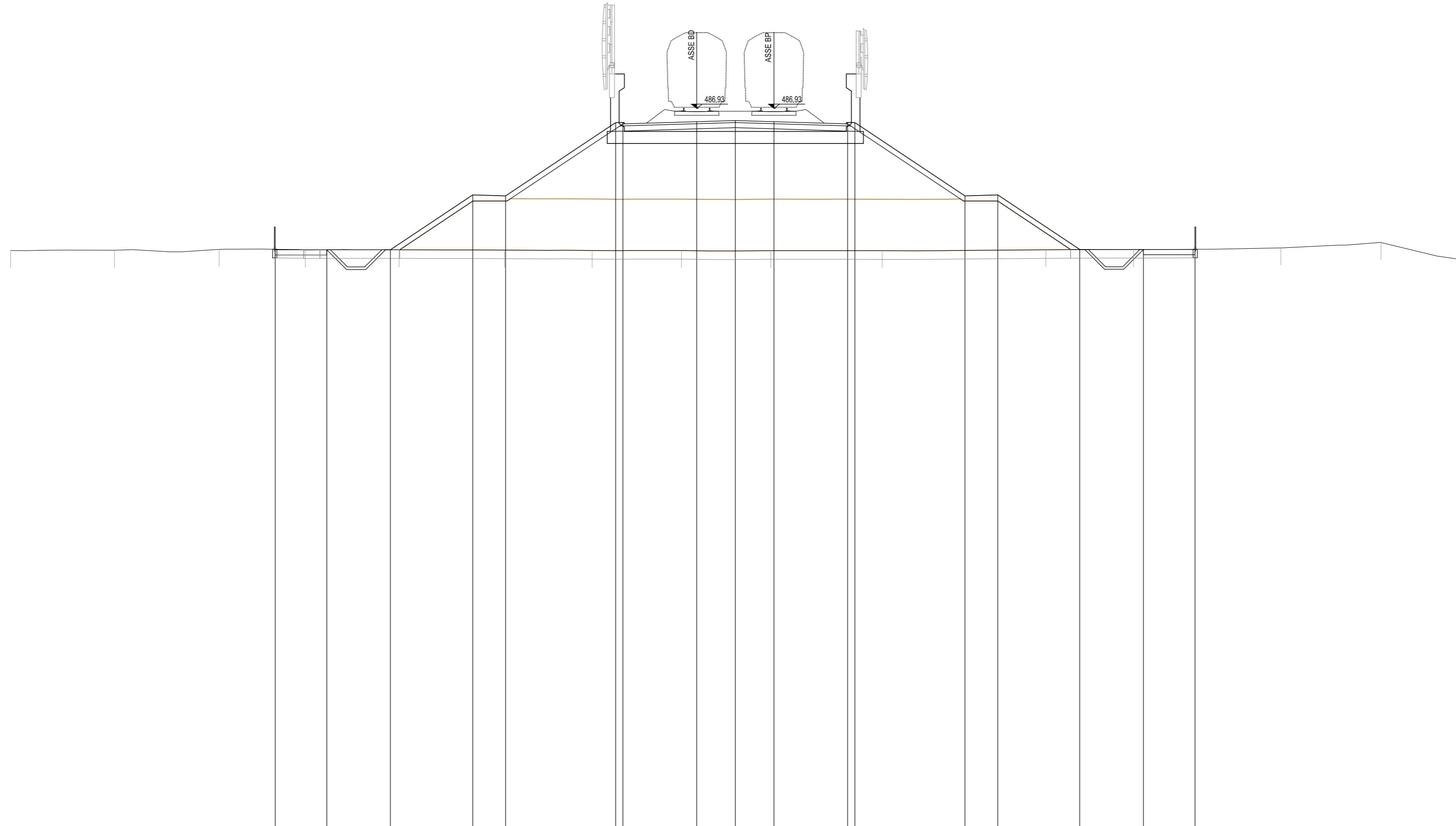
ITALFERR S.p.A.
 COORDINAMENTO DI SISTEMA
 Dott. Ing. GIULIANA INGROSSO
 Ordine degli Ingegneri di ROMA N. 20502

File: RC2A.C.1.R.14.W9.IF.00.0.0.001.C

n. Elab.:

CA TRATTAMENTO A CALCE m² 103.32
 RI RILEVATO m² 185.13
 in INERBIMENTO m 32.25
 sc SCOTICO m 53.66

SEZIONE P.1
 PROGRESSIVA -700.00

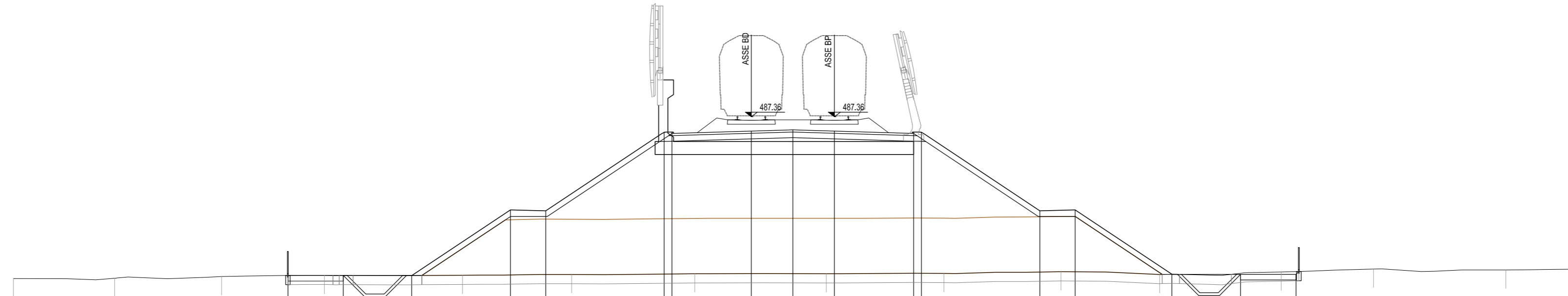


445

PROGRESSIVE TERRENO	-44.50	-38.44	-32.34	-27.32	-21.85	-15.70	-10.59	-5.39	-0.18	6.31	15.86	20.97	29.56	35.39	40.00
PARZIALI TERRENO		6.06	6.10	5.02	5.47	6.15	5.11	5.20	5.21	6.49	9.55	5.11	8.59	5.83	4.61
QUOTE TERRENO	478.64	478.66	478.71	478.69	478.66	478.67	478.64	478.64	478.64	478.63	478.66	478.70	478.80	479.11	478.12
PROGRESSIVE PROGETTO			-29.07	-26.07	-22.36	-17.56	-9.22	-4.50	-2.25	0.00	4.30	11.14	13.05	17.83	21.55
PARZIALI PROGETTO			3.00	3.71	4.79	1.92	6.42	0.42	4.30	2.25	2.25	4.30	0.42	6.42	1.91
QUOTE PROGETTO			478.68	478.68	478.68	481.88	481.82	486.10	486.02	486.15	486.22	486.15	486.02	486.10	481.82

CA TRATTAMENTO A CALCE m² 106.55
 RI RILEVATO m² 194.42
 in INERBIMENTO m 33.48
 sc SCOTICO m 54.80

SEZIONE P.2
 PROGRESSIVA -600.00

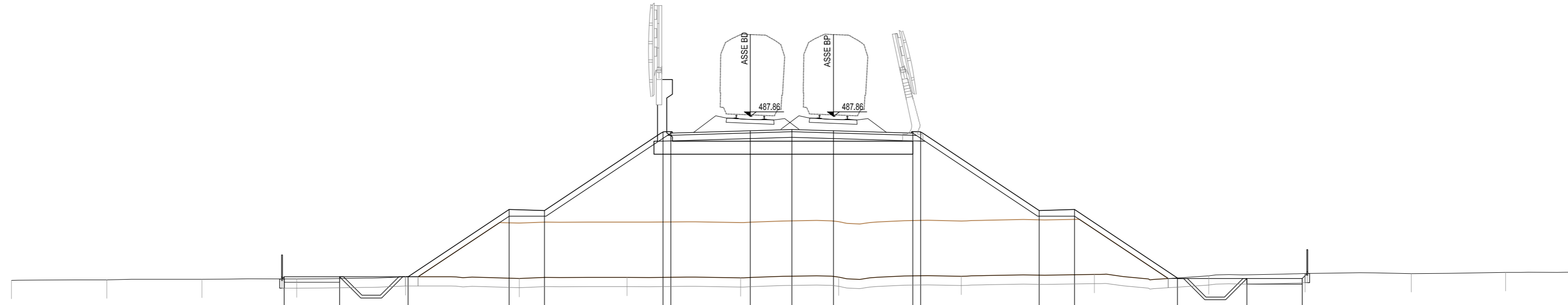


445

PROGRESSIVE TERRENO	-44.50	-39.01	-33.21	-27.64	-20.16	-14.24	-7.57	-0.43	5.94	12.28	17.64	24.22	29.22	36.40	40.00		
PARZIALI TERRENO	5.49	5.80	5.57	7.48	5.92	6.67	7.14	6.37	6.34	5.36	6.58	5.00	7.18	3.60			
QUOTE TERRENO	478.59	478.60	478.69	478.76	478.76	478.80	478.84	478.85	478.86	478.95	478.81	478.93	479.10	479.05	479.09		
PROGRESSIVE PROGETTO	-29.81	-26.81	-22.91	-17.56	-15.64	-9.22	-8.80	-4.50	-2.25	0.00	4.30	11.14	13.05	18.29	22.02	25.02	
PARZIALI PROGETTO	3.00	3.71	5.35	1.92	6.42	0.42	4.30	2.25	2.25	4.30	6.42	1.91	5.24	3.71	3.00		
QUOTE PROGETTO	478.75	478.75	478.74	482.31	482.25	486.53	486.45	486.58	486.65	486.58	486.45	486.53	482.25	482.31	478.82	478.81	478.81

CA TRATTAMENTO A CALCE m² 108,56
 RI RILEVATO m² 202,15
 in INERBIMENTO m 34,00
 sc SCOTICO m 55,50

SEZIONE P.3
 PROGRESSIVA -500.00

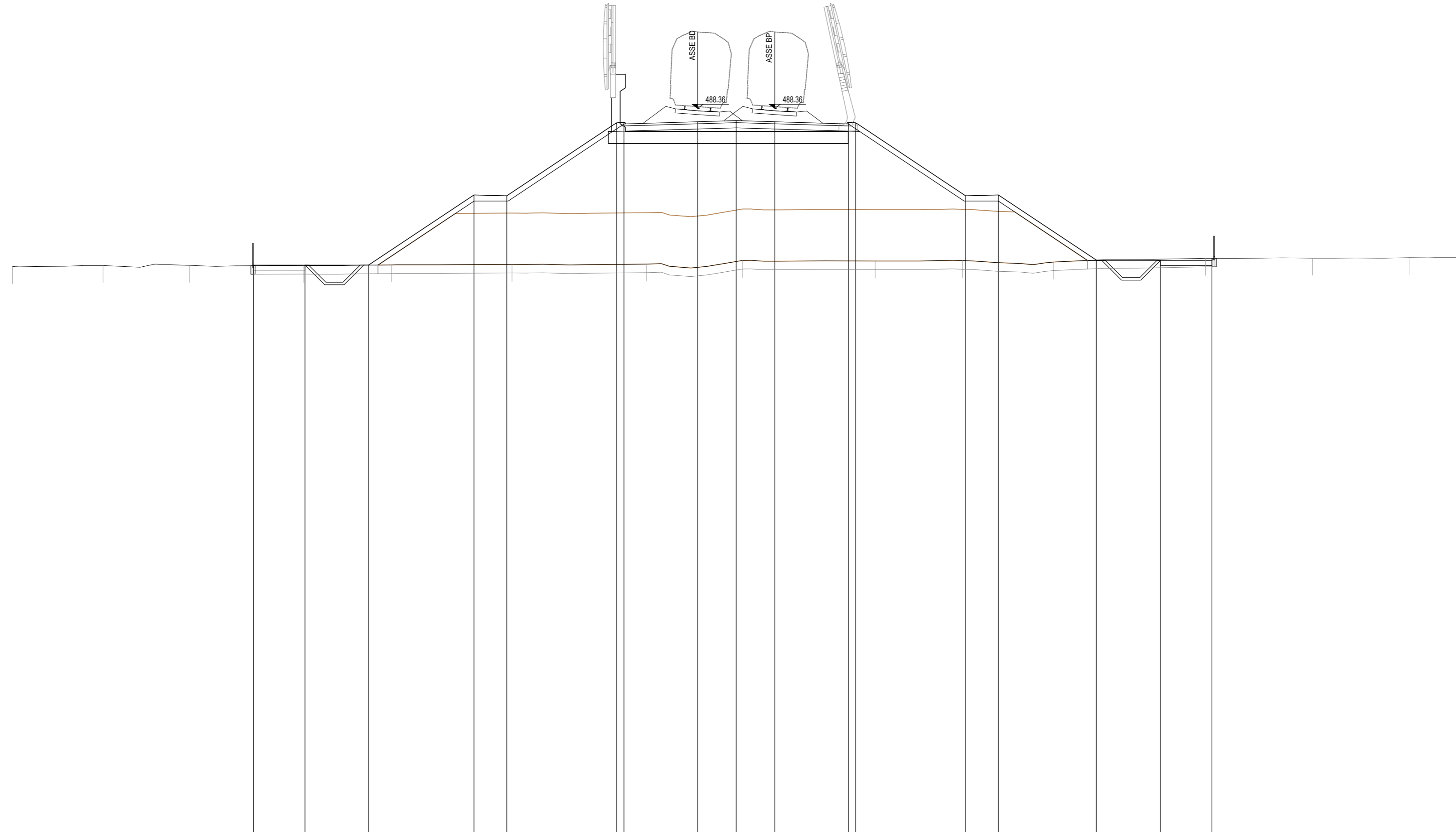


445

PROGRESSIVE TERRENO	-44.50	-39.34	-34.18	-29.06	-23.17	-17.01	-11.17	-5.03	0.28	6.92	14.13	20.31	25.53	31.28	36.38	40.00		
PARZIALI TERRENO		5.16	5.16	5.12	5.89	6.16	5.84	6.14	5.31	6.64	7.21	6.18	5.22	5.75	5.10	3.62		
QUOTE TERRENO	478.97	479.00	479.03	479.05	479.17	479.08	479.13	479.11	479.15	479.19	479.29	479.22	479.34	479.34	479.40	479.41		
PROGRESSIVE PROGETTO		-29.73	-26.74	-23.02	-17.56	-15.64	-9.22	-4.50	-2.25	0.00	4.30	11.14	13.05	18.62	22.38	25.38		
PARZIALI PROGETTO			2.99	3.72	5.46	1.92	6.42	0.42	4.30	2.25	2.25	4.30	0.42	6.42	1.91	5.57	3.71	3.00
QUOTE PROGETTO		479.17	479.17	479.17	482.81	482.75	487.03	486.95	487.08	487.15	487.08	486.95	487.03	482.75	482.81	479.10	479.07	479.07

CA TRATTAMENTO A CALCE m² 111.41
 RI RILEVATO m² 215.72
 in INERBIMENTO m 35.01
 sc SCOTICO m 56.10

SEZIONE P.4
 PROGRESSIVA -400.00

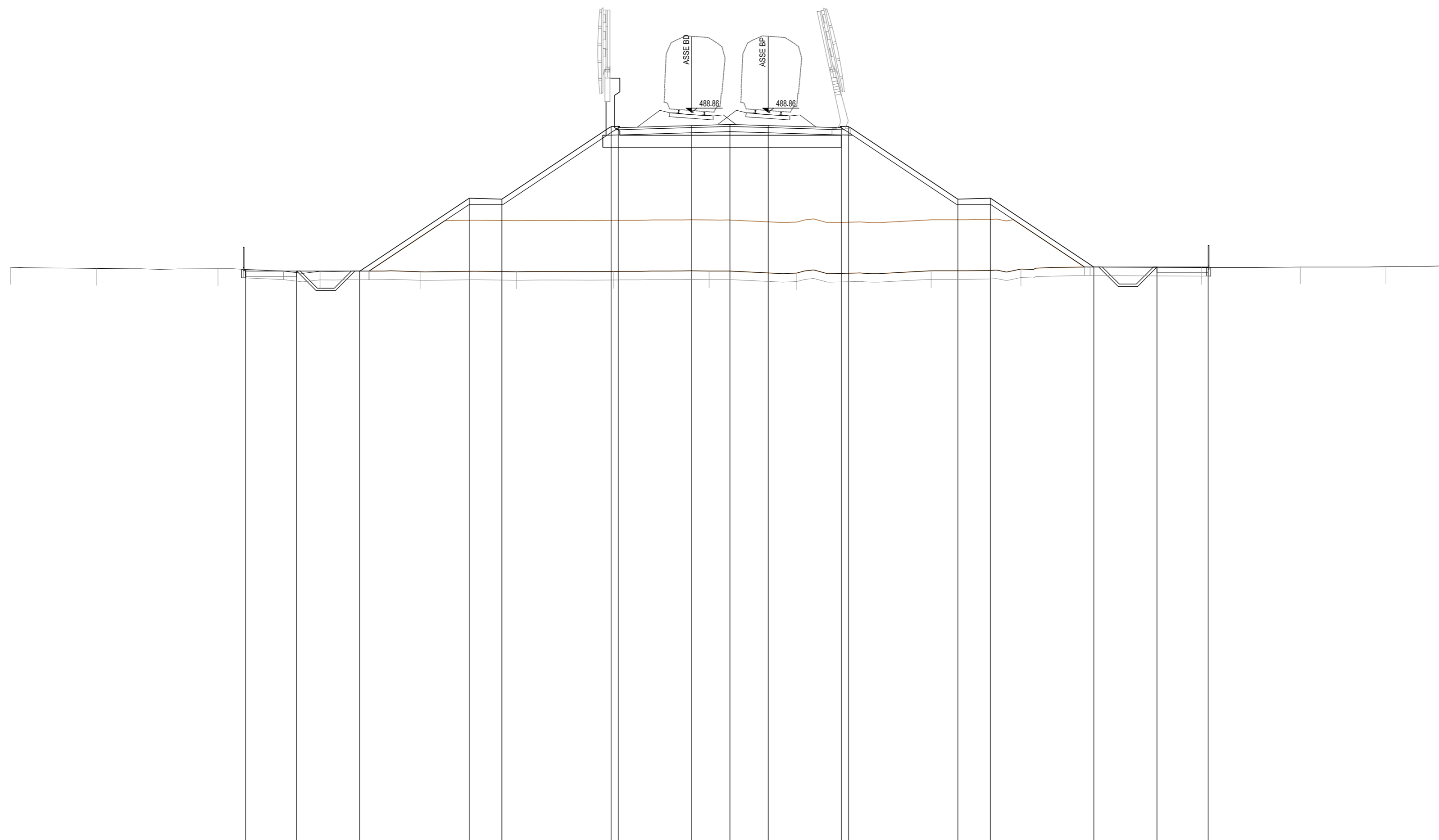


446

PROGRESSIVE TERRENO	-44.50	-39.20	-34.16	-27.49	-22.37	-15.34	-7.48	-1.88	5.87	10.96	16.28	25.15	31.38	37.08	40.00			
PARZIALI TERRENO	5.30	5.04	6.67	5.12	7.03	7.86	5.60	7.75	5.09	5.32	8.87	6.23	5.70	2.92				
QUOTE TERRENO	479.12	479.18	479.19	479.18	479.22	479.25	479.27	479.48	479.44	479.47	479.39	479.60	479.62	479.64	479.64			
PROGRESSIVE PROGETTO		-30.42	-27.42	-23.71	-17.56	-15.64	-9.22	-8.80	-4.50	-2.25	0.00	4.30	4.72	11.14	13.05	18.77	22.51	25.51
PARZIALI PROGETTO		3.00	3.72	6.15	1.92	6.42	0.42	4.30	2.25	2.25	4.30	0.42	6.42	1.91	5.72	3.71	3.00	
QUOTE PROGETTO		479.21	479.21	479.21	483.31	483.25	487.53	487.45	487.58	487.65	487.58	487.53	487.53	483.25	483.31	479.50	479.48	479.48

CA TRATTAMENTO A CALCE m² 113.30
 RI RILEVATO m² 228.72
 in INERBIMENTO m 35.77
 sc SCOTICO m 56.67

SEZIONE P.5
 PROGRESSIVA -300.00

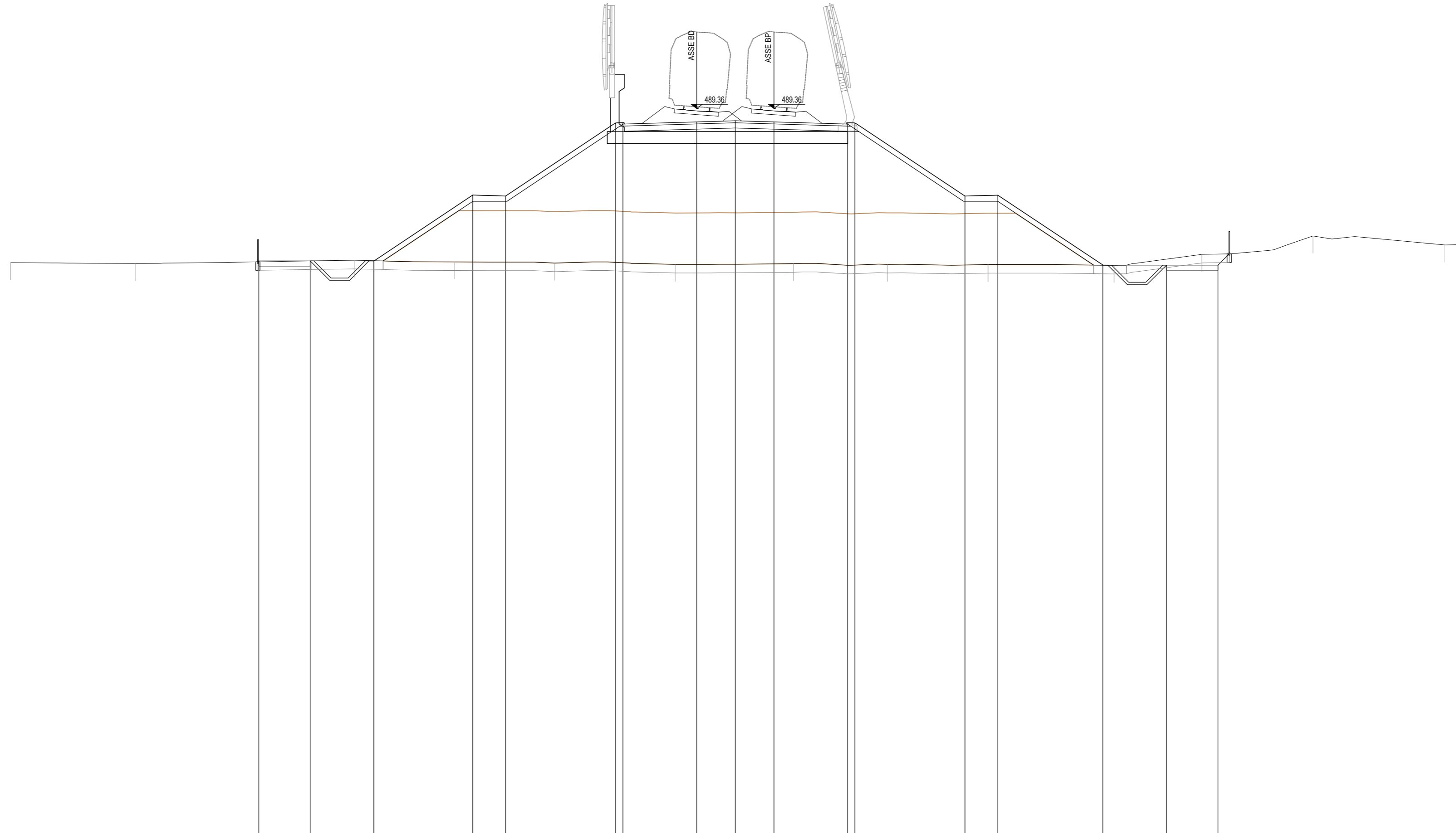


446

PROGRESSIVE TERRENO	-44.50	-39.45	-32.31	-26.32	-20.44	-14.76	-9.08	-3.47	1.67	9.57	14.84	25.45	31.24	36.27	40.00
PARZIALI TERRENO	5.05	7.14	5.99	5.88	5.66	5.70	5.61	5.14	7.90	5.27	10.61	5.79	5.03	3.73	
QUOTE TERRENO	479.75	479.69	479.66	479.51	479.49	479.49	479.51	479.53	479.41	479.55	479.65	479.73	479.76	479.76	479.84
PROGRESSIVE PROGETTO		-30.69	-27.70	-23.99	-17.56	-15.64	-9.22	-4.50	-2.25	0.00	4.30	11.14	13.05	19.12	22.83
PARZIALI PROGETTO		2.99	3.72	6.43	1.92	6.42	0.42	4.30	2.25	2.25	4.30	6.42	1.91	6.07	3.71
QUOTE PROGETTO		479.53	479.53	479.52	483.81	483.75	488.03	487.95	488.08	488.15	488.08	487.95	488.03	479.77	479.77

CA TRATTAMENTO A CALCE m² 110.94
 RI RILEVATO m² 216.01
 SC SCAVO m² 0.18
 in INERBIMENTO m 35.03
 sc SCOTICO m 56.63

SEZIONE P.6
 PROGRESSIVA -200.00

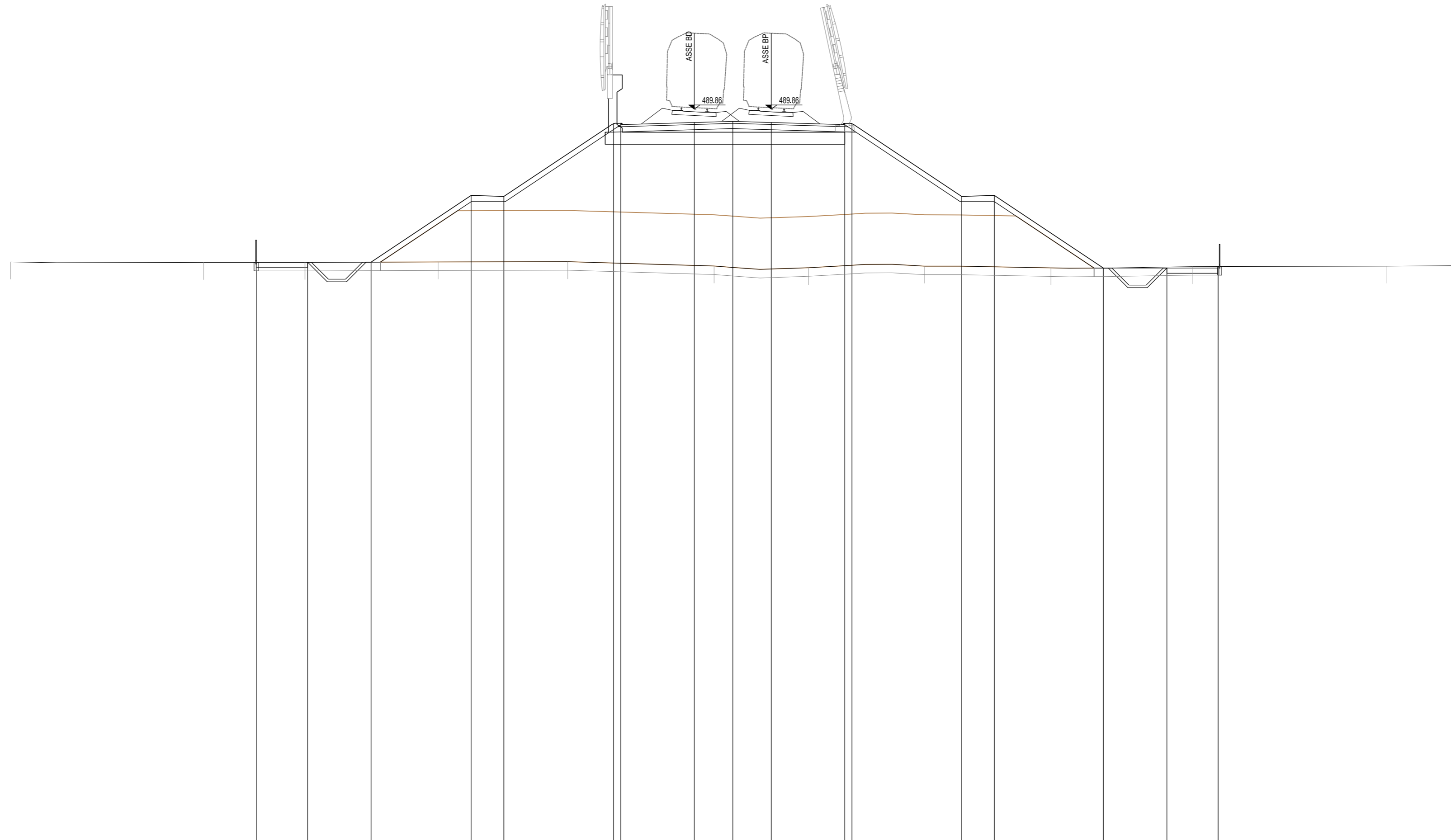


447

PROGRESSIVE TERRENO	-44.50	-37.23	-24.46	-18.63	-12.76	-5.75	1.15	6.61	12.48	19.83	24.95	31.43	39.11	40.00
PARZIALI TERRENO	7.27	12.77	5.83	5.85	7.03	6.90	5.46	5.87	7.35	5.12	6.48	7.68	0.89	
QUOTE TERRENO	480.37	480.32	480.51	480.41	480.34	480.27	480.31	480.27	480.26	480.21	480.85	481.92	481.40	481.42
PROGRESSIVE PROGETTO	-30.03	-27.03	-23.32	-17.56	-15.64	-9.22	-4.50	-2.25	0.00	4.30	11.14	13.05	19.18	22.89
PARZIALI PROGETTO	3.00	3.71	5.74	1.92	6.42	0.42	4.30	2.25	2.25	4.30	6.42	1.91	6.14	3.71
QUOTE PROGETTO	480.47	480.47	480.47	484.31	484.25	488.53	488.45	488.58	488.65	488.58	488.45	488.53	480.23	480.23

CA TRATTAMENTO A CALCE m² 111.78
 RI RILEVATO m² 218.97
 in INERBIMENTO m 35.44
 sc SCOTICO m 56.37

SEZIONE P.7
 PROGRESSIVA -100.00

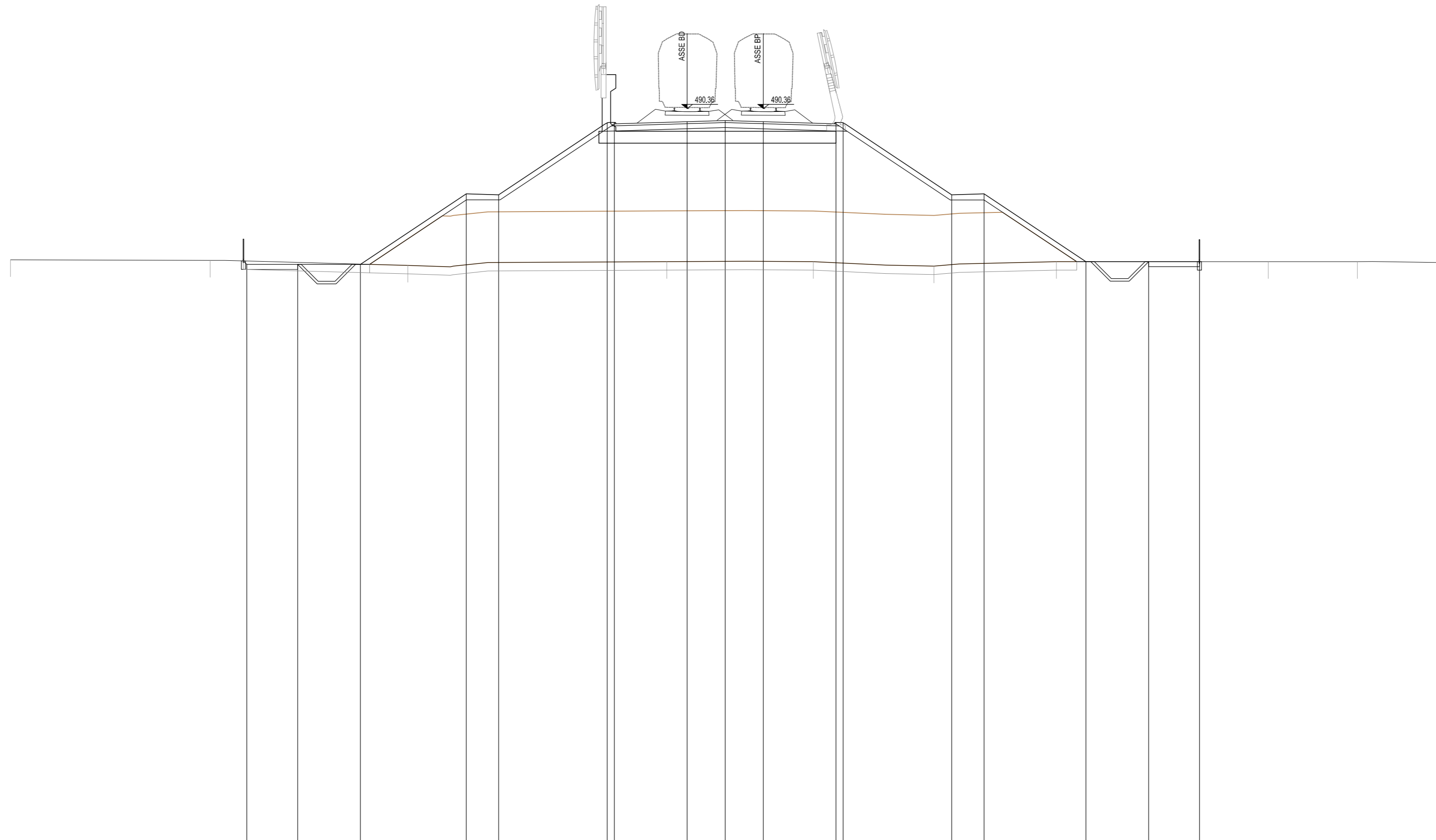


447

PROGRESSIVE TERRENO	-44.50	-33.21	-27.27	-19.48	-11.91	-3.34	2.18	8.96	16.36	24.66	36.02	40.00						
PARZIALI TERRENO	11.29	5.94	7.79	7.57	8.57	5.52	6.78	7.40	8.30	11.36	3.98							
QUOTE TERRENO	480.92	480.89	480.90	480.92	480.93	480.68	480.58	480.68	480.57	480.65	480.68	480.70						
PROGRESSIVE PROGETTO		-30.12	-27.12	-23.41	-17.56	-15.64	-9.22	-8.80	-4.50	-2.25	0.00	4.30	4.72	11.14	13.05	19.42	23.14	26.14
PARZIALI PROGETTO		3.00	3.71	5.85	1.92	6.42	0.42	4.30	2.25	2.25	4.30	0.42	6.42	1.91	6.37	3.71	3.00	
QUOTE PROGETTO		480.91	480.91	480.91	484.81	484.75	489.03	488.95	489.08	489.15	489.08	489.95	489.03	484.75	484.81	480.56	480.56	480.56

CA TRATTAMENTO A CALCE m² 112.29
 RI RILEVATO m² 220.09
 in INERBIMENTO m 35.47
 sc SCOTICO m 49.26

SEZIONE P.8
 PROGRESSIVA 0.00

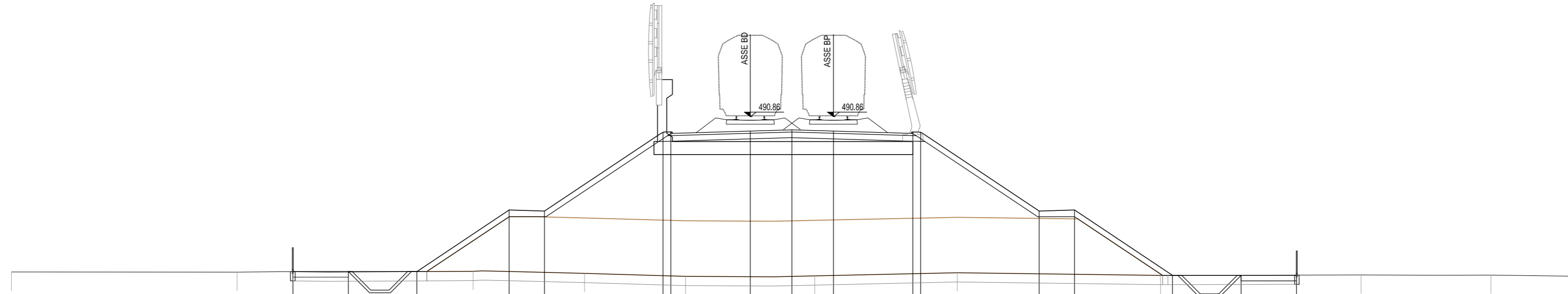


447

PROGRESSIVE TERRENO	-44.50	-32.70	-21.01	-5.71	2.96	10.09	17.33	29.85	35.11	40.00							
PARZIALI TERRENO	11.80	11.69	15.30	8.67	7.13	7.24	12.52	5.26	4.89								
QUOTE TERRENO	481.41	481.38	481.08	481.30	481.30	481.04	481.30	481.30	481.30	481.25							
PROGRESSIVE PROGETTO	-30.52	-27.53	-23.81	-17.56	-15.64	-9.22	-8.80	-4.50	-2.25	0.00	4.30	4.72	11.14	13.05	19.07	22.78	25.78
PARZIALI PROGETTO	2.99	3.72	6.23	1.92	6.42	0.42	4.30	2.25	2.25	4.30	0.42	6.42	1.91	6.02	3.71	3.00	
QUOTE PROGETTO	481.14	481.14	481.14	485.31	485.26	489.53	489.46	489.58	489.65	489.58	489.45	489.53	485.25	485.31	481.30	481.30	481.30

CA TRATTAMENTO A CALCE m² 105.92
 RI RILEVATO m² 194.65
 in INERBIMENTO m 33.12
 sc SCOTICO m 54.36

SEZIONE P.9
 PROGRESSIVA 100.00

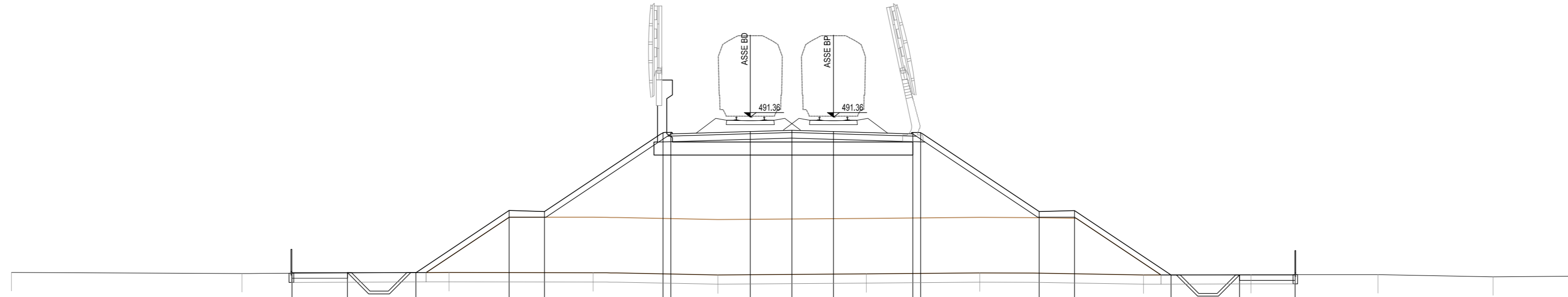


448

PROGRESSIVE TERRENO	44.50	32.28	19.50	13.48	8.01	1.01	6.70	17.70	28.56	35.59	40.00							
PARZIALI TERRENO	12.22	12.78	6.02	5.47	7.00	7.71	11.00	10.86	7.03	4.41								
QUOTE TERRENO	482.46	482.46	482.50	482.39	482.23	482.25	482.42	482.28	482.30	482.30	482.24							
PROGRESSIVE PROGETTO		29.26	26.26	22.55	17.56	15.64	9.22	8.80	4.50	2.25	0.00	4.30	4.72	11.14	13.05	18.35	22.07	25.07
PARZIALI PROGETTO		3.00	3.71	4.99	1.92	6.42	0.42	4.30	2.25	2.25	4.30	0.42	6.42	1.91	5.30	3.71	3.00	
QUOTE PROGETTO		482.48	482.48	482.48	485.81	485.76	490.03	489.96	490.08	490.15	490.08	489.95	490.03	485.75	485.81	482.28	482.28	482.28

CA TRATTAMENTO A CALCE m² 105.80
 RI RILEVATO m² 192.09
 in INERBIMENTO m 33.07
 sc SCOTICO m 54.34

SEZIONE P.10
 PROGRESSIVA 200.00

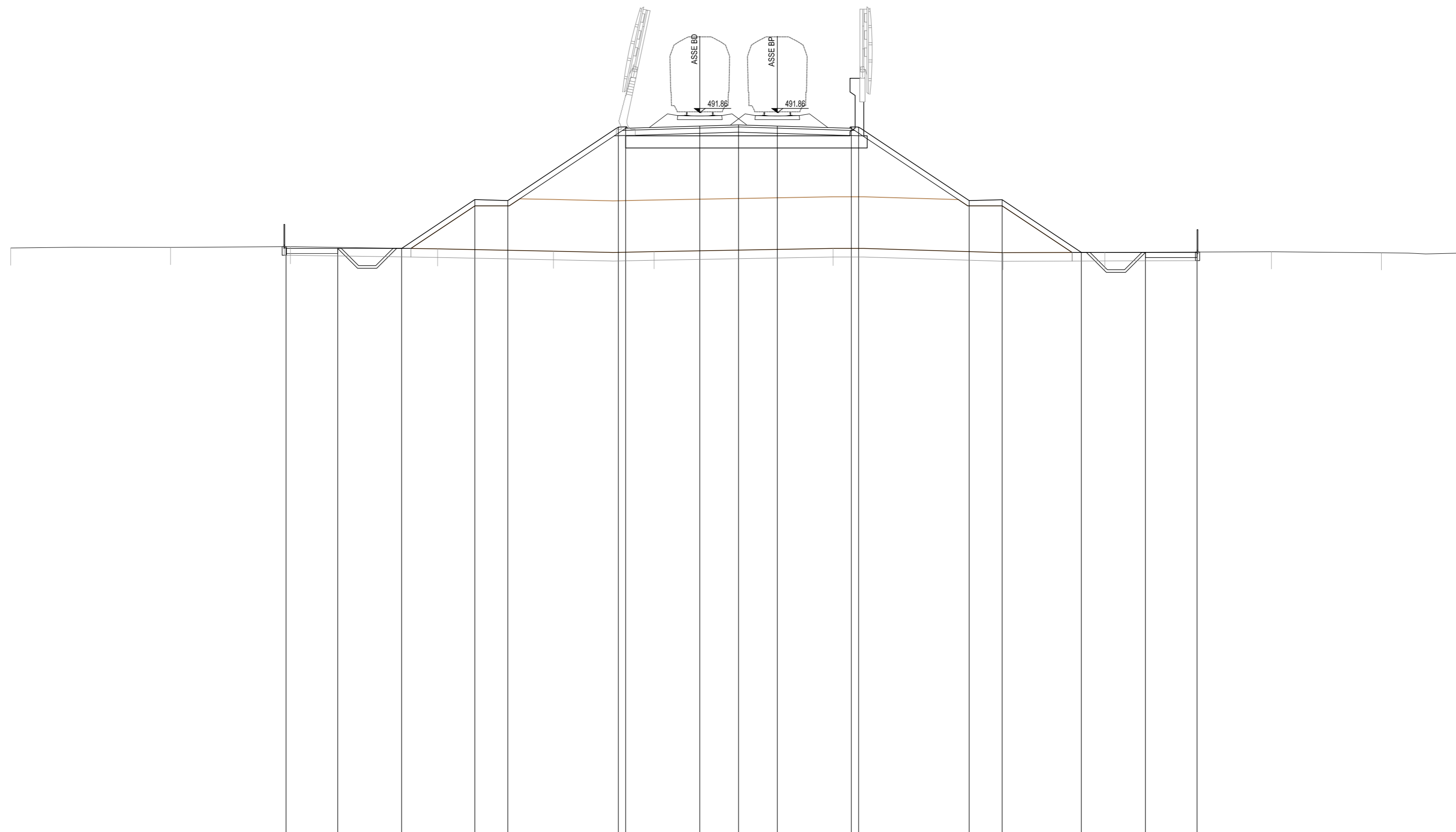


449

PROGRESSIVE TERRENO	-44.50	-32.01	-20.81	-13.01	-6.25	1.76	7.92	16.79	22.60	29.46	35.71	40.00						
PARZIALI TERRENO	12.49	11.20	7.80	6.76	8.03	6.14	8.87	5.81	6.88	6.23	4.29							
QUOTE TERRENO	482.96	482.91	482.96	482.95	482.83	482.69	482.94	482.83	482.85	482.84	482.72	482.76						
PROGRESSIVE PROGETTO		-29.31	-26.31	-22.60	-17.56	-15.64	-9.22	-8.80	-4.50	-2.25	0.00	4.30	4.72	11.14	13.05	18.27	21.99	24.99
PARZIALI PROGETTO		3.00	3.72	5.04	1.92	6.42	0.42	4.30	2.25	2.25	4.30	0.42	6.42	1.91	5.22	3.71	3.00	
QUOTE PROGETTO		482.95	482.95	482.95	486.31	486.25	490.53	490.45	490.58	490.65	490.58	490.53	490.53	486.25	486.31	482.83	482.83	482.83

CA TRATTAMENTO A CALCE m² 100.23
 RI RILEVATO m² 174.31
 in INERBIMENTO m 31.36
 sc SCOTICO m 53.01

SEZIONE P.11
 PROGRESSIVA 300.00

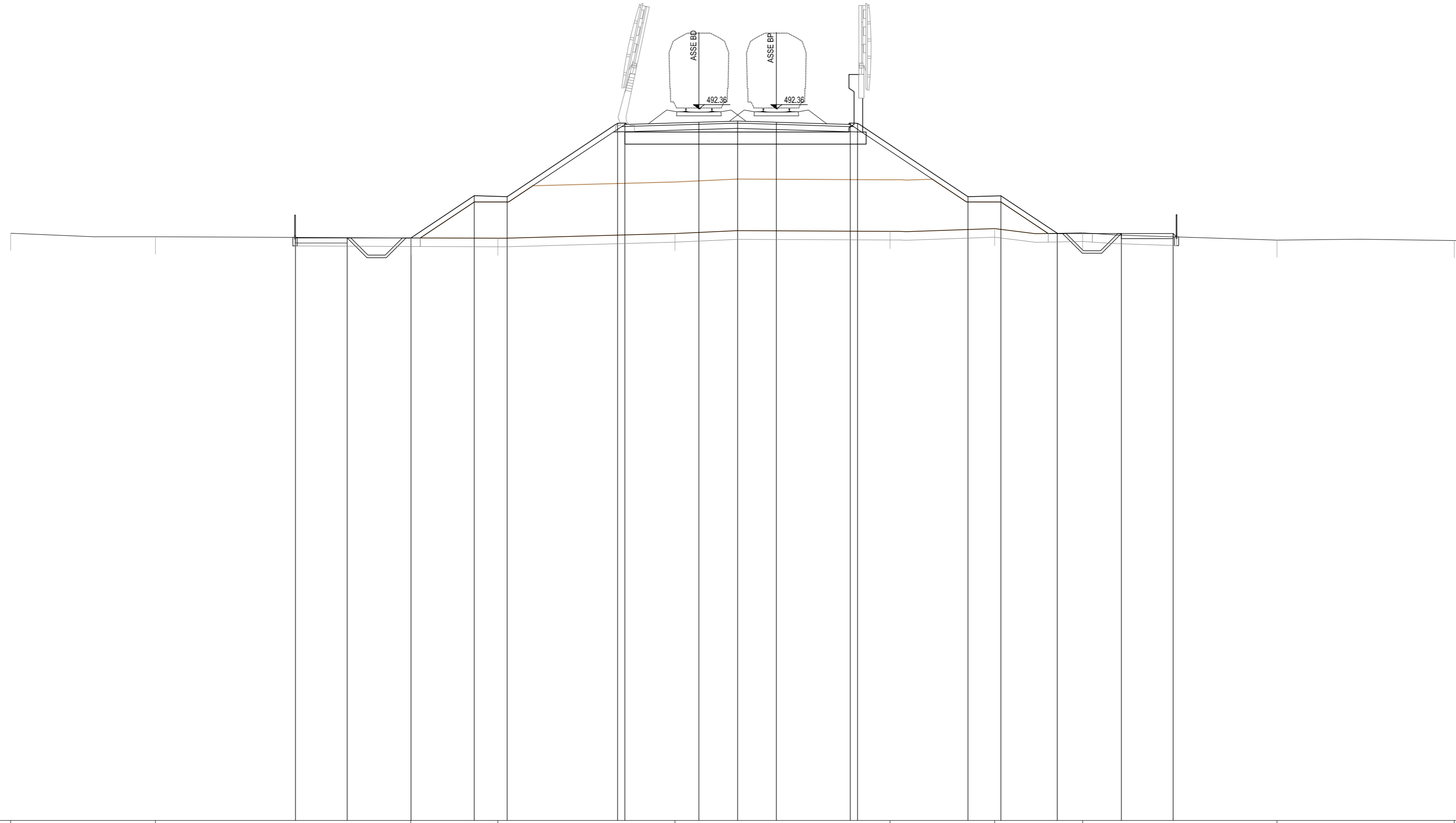


450

PROGRESSIVE TERRENO	-44.50	-35.21	-28.26		-19.71		-12.99		-7.15		3.24		13.10		19.01		28.68		35.06		40.00
PARZIALI TERRENO		9.29	6.95		8.55		6.72		5.84		10.39		9.86		5.91		9.67		6.38		4.94
QUOTE TERRENO	484.00	484.03	484.08		483.96		483.82		483.79		483.98		483.74		483.75		483.79		483.73		483.72
PROGRESSIVE PROGETTO			-28.52	-25.52	-21.80	-17.56	-15.64		-9.22	-8.80	-4.50	-2.25	0.00	4.30	4.72	11.14	13.05	17.65	21.37	24.37	
PARZIALI PROGETTO			3.00	3.72	4.23	1.92	6.42		0.42	4.30	2.25	2.25	4.30	0.42	6.42	1.91	4.60	3.72	3.00		
QUOTE PROGETTO			483.98	483.98	483.98	486.81	486.75		491.03	490.95	491.08	491.15	491.08	490.95	491.03	486.75	486.81	483.75	483.74	483.74	

SEZIONE P.12
 PROGRESSIVA 400.00

CA TRATTAMENTO A CALCE m² 91.25
 RI RILEVATO m² 146.10
 in INERBIMENTO m 29.10
 sc SCOTICO m 51.23

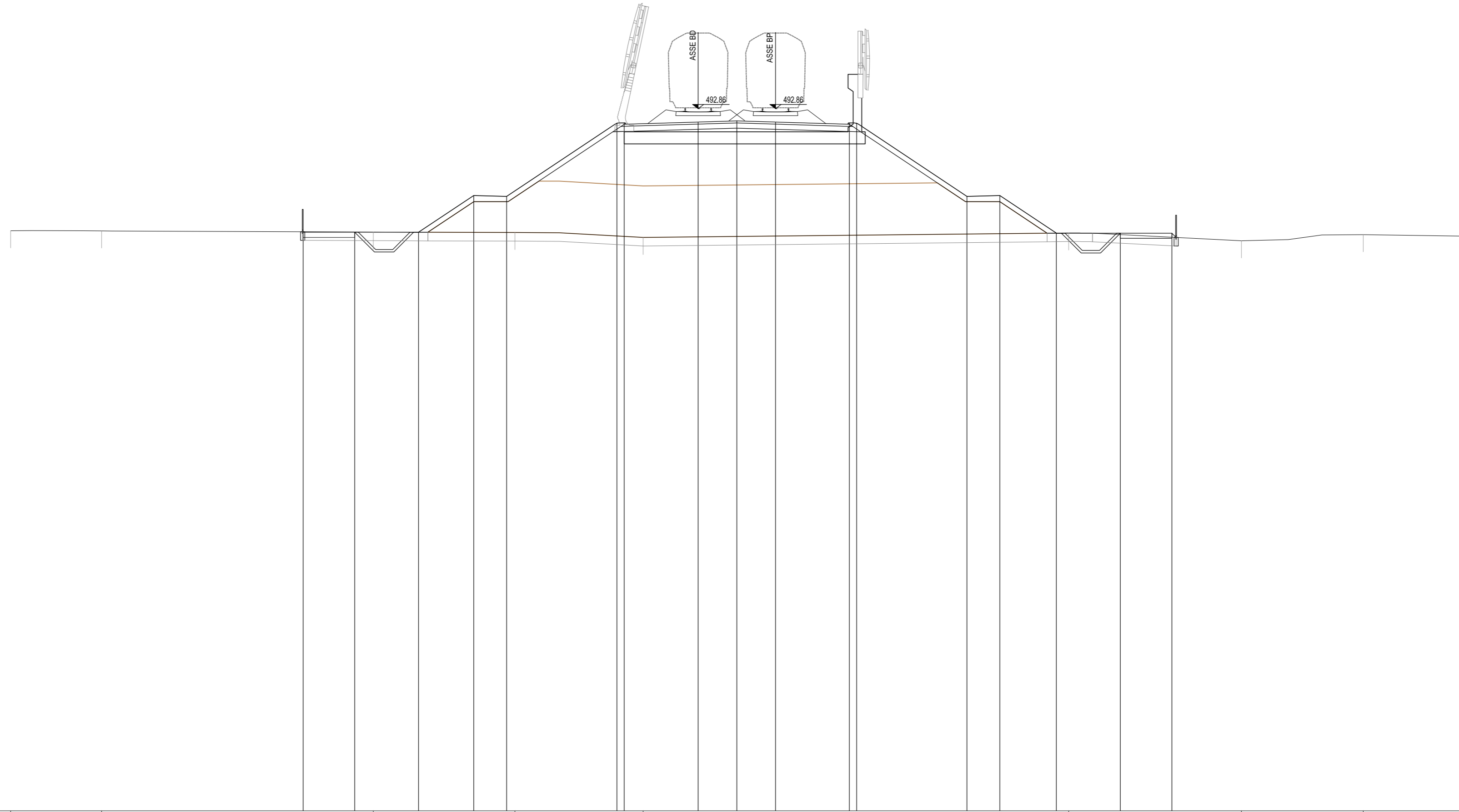


451

PROGRESSIVE TERRENO	-44.50	-36.06	-21.25	-16.19	-5.69	6.61	12.69	17.80	29.10	39.40	40.00						
PARZIALI TERRENO	8.42	14.83	5.06	10.30	12.50	6.08	5.11	11.30	10.30	0.60	40.00						
QUOTE TERRENO	485.14	484.93	484.87	484.85	485.12	485.24	485.40	485.16	484.73	484.71	484.70						
PROGRESSIVE PROGETTO	-27.94	-24.94	-21.23	-17.56	-15.64	-9.22	-8.80	-4.50	-2.25	0.00	4.30	4.72	11.14	13.05	16.33	20.06	23.06
PARZIALI PROGETTO	3.00	3.71	3.67	1.92	6.42	0.42	4.30	2.25	2.25	4.30	0.42	6.42	1.91	3.28	3.72	3.00	
QUOTE PROGETTO	484.86	484.86	484.86	487.31	487.25	491.53	491.45	491.58	491.65	491.58	491.45	491.53	487.25	487.31	485.13	485.12	485.12

CA TRATTAMENTO A CALCE m² 90.63
 RI RILEVATO m² 149.67
 in INERBIMENTO m 28.55
 sc SCOTICO m 50.82

SEZIONE P.13
 PROGRESSIVA 500.00

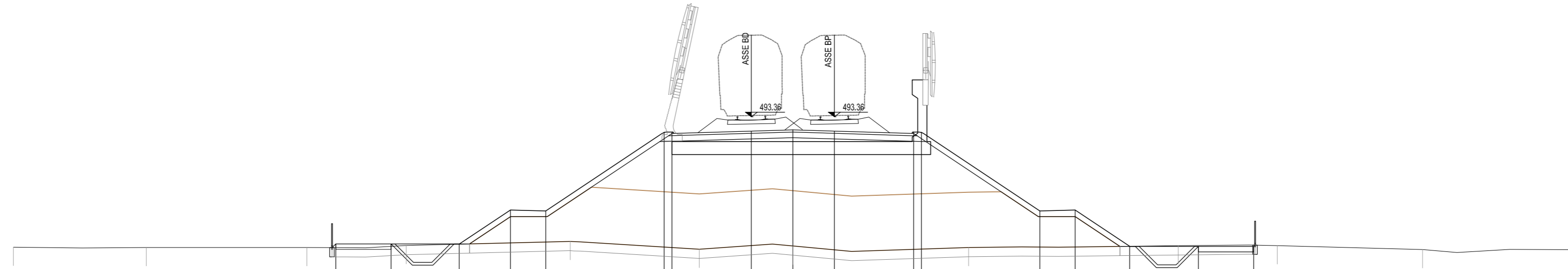


452

PROGRESSIVE TERRENO	44.50	39.20	23.40	15.16	7.70	24.76	17.06	27.11	34.20	40.00							
PARZIALI TERRENO	5.30	15.80	8.24	7.46	24.76	10.05	7.09	5.80									
QUOTE TERRENO	485.76	485.75	485.68	485.66	485.37	485.63	485.17	485.53	485.44								
PROGRESSIVE PROGETTO	-27.48	-24.48	-20.77	-17.56	-15.64	-9.22	-8.80	-4.50	-2.25	0.00	4.30	4.72	11.14	13.05	16.34	20.06	23.06
PARZIALI PROGETTO	3.00	3.71	3.20	1.92	6.42	0.42	4.30	2.25	2.25	4.30	0.42	6.42	1.91	3.29	3.71	3.00	
QUOTE PROGETTO	485.67	485.67	485.67	487.81	487.75	492.03	491.95	492.08	492.15	492.08	491.95	492.03	487.75	487.81	485.62	485.62	485.62

CA TRATTAMENTO A CALCE m² 86.97
 RI RILEVATO m² 139.13
 in INERBIMENTO m 27.64
 sc SCOTICO m 50.03

SEZIONE P.14
 PROGRESSIVA 600.00

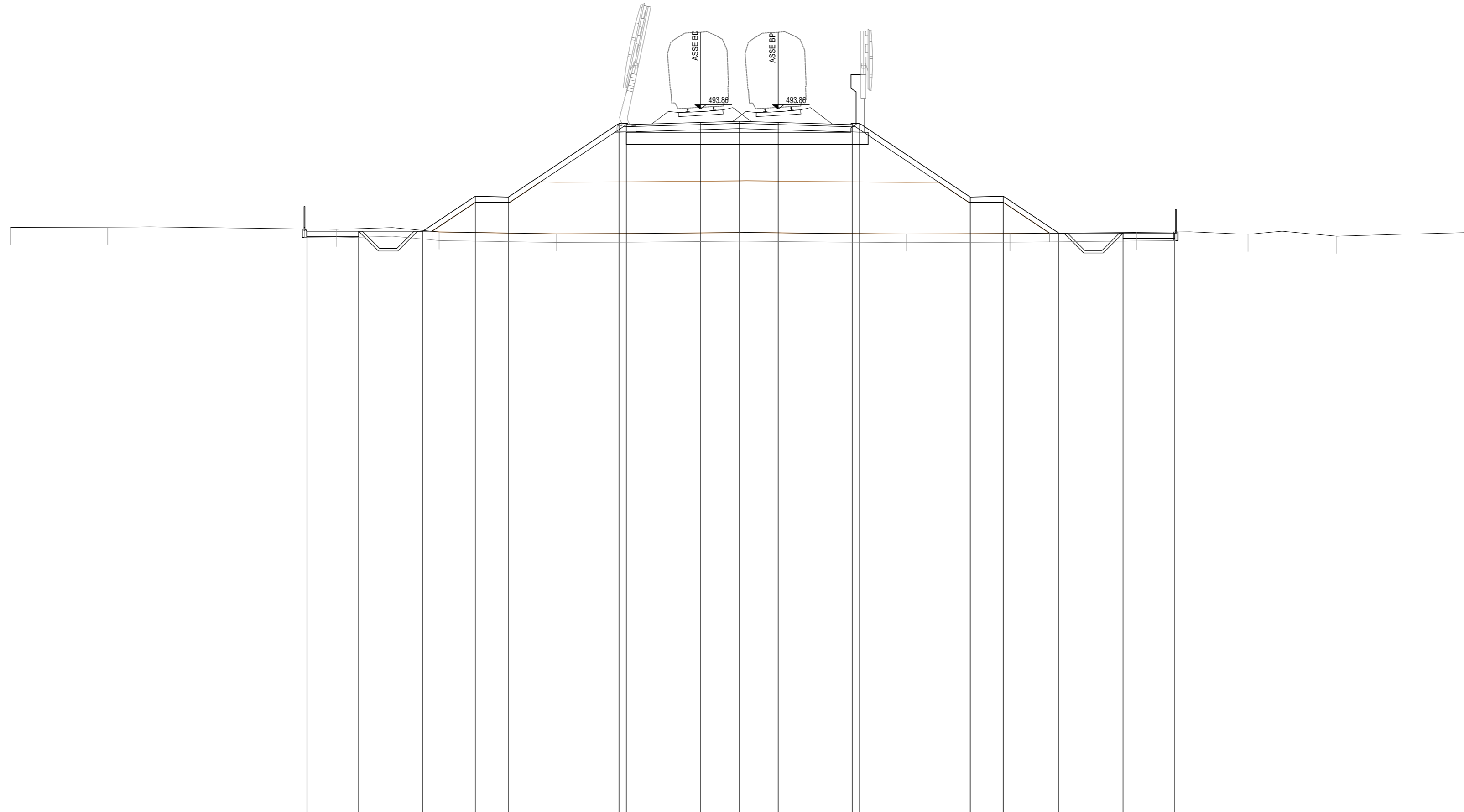


452

PROGRESSIVE TERRENO	-44.50	-37.20	-28.59	-23.20	-14.31	-7.32	-2.25	7.28	18.64	24.01	31.89	40.00						
PARZIALI TERRENO	7.21	8.70	5.39	8.89	6.99	5.07	9.53	11.36	5.37	7.88	8.11							
QUOTE TERRENO	486.29	486.28	486.28	486.39	486.61	486.18	486.36	486.28	486.37	486.38	486.17	486.16						
PROGRESSIVE PROGETTO	-27.03	-24.03	-20.33	-17.56	-15.64	-9.22	-8.80	-4.50	-2.25	0.00	4.30	4.72	11.14	13.05	16.01	19.73	22.73	486.34
PARZIALI PROGETTO	3.00	3.72	2.77	1.92	6.42	0.42	4.30	2.25	2.25	4.30	0.42	6.42	1.91	2.96	3.71	3.00		
QUOTE PROGETTO	486.47	486.47	486.46	486.31	486.25	492.53	492.45	492.58	492.65	492.58	492.45	492.53	486.25	486.31	486.34	486.34	486.34	

CA TRATTAMENTO A CALCE m² 89.53
 RI RILEVATO m² 144.61
 in INERBIMENTO m 28.20
 sc SCOTICO m 50.52

SEZIONE P.15
 PROGRESSIVA 700.00

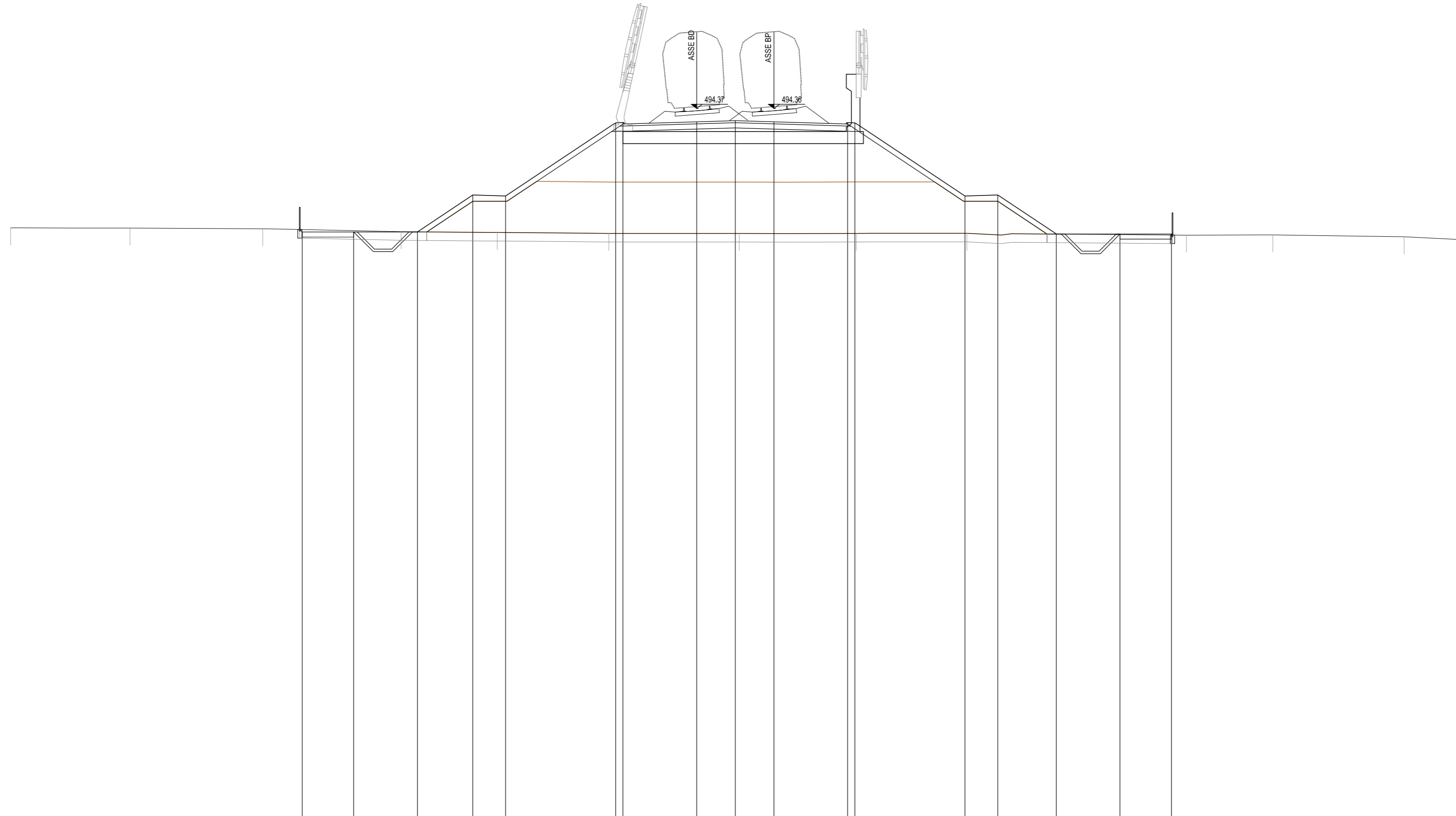


453

PROGRESSIVE TERRENO	-44.50	-38.87	-25.62	-19.66	-12.87	-2.25	7.44	13.44	20.79	27.24	32.38	40.00					
PARZIALI TERRENO	5.63	13.25	5.96	6.79	10.62	9.69	6.00	7.35	6.45	5.14	7.62						
QUOTE TERRENO	487.00	487.02	486.89	486.74	486.62	486.70	486.61	486.64	486.71	486.60	486.49	486.70					
PROGRESSIVE PROGETTO	-27.32	-24.32	-20.61	-17.56	-15.64	-9.22	-4.50	0.00	4.30	11.14	13.05	16.27	19.99	22.99			
PARZIALI PROGETTO	3.00	3.71	2.98	1.92	6.42	0.42	4.30	2.25	2.25	4.30	0.42	6.42	1.91	3.22	3.71	3.00	
QUOTE PROGETTO	486.78	486.78	486.78	486.81	486.75	493.03	492.95	493.08	493.15	493.08	492.95	493.03	488.75	488.81	486.67	486.66	486.66

CA TRATTAMENTO A CALCE m² 90.75
 RI RILEVATO m² 147.69
 in INERBIMENTO m 28.72
 sc SCOTICO m 50.88

SEZIONE P.16
 PROGRESSIVA 800.00

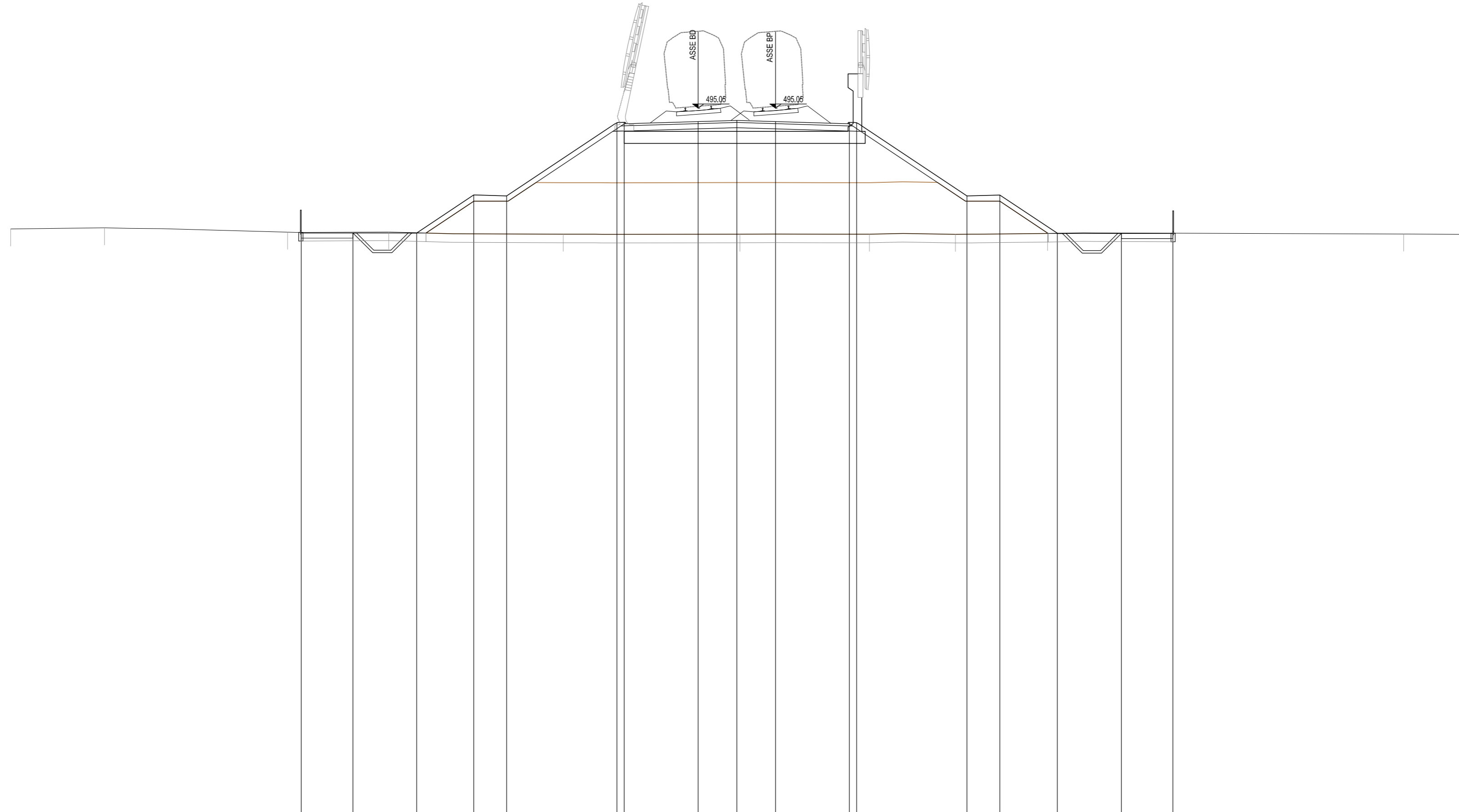


453

PROGRESSIVE TERRENO	-44.50	-37.53	-29.80	-21.73	-16.12	-9.63	-2.02	4.80	11.24	24.05	29.09	36.74	40.00				
PARZIALI TERRENO	6.97	7.73	8.07	5.61	6.49	7.61	6.82	6.44	12.81	5.04	7.65	3.26					
QUOTE TERRENO	487.40	487.39	487.35	487.18	487.13	487.07	487.07	487.07	487.08	486.97	486.99	486.88	486.72				
PROGRESSIVE PROGETTO	-27.50	-24.50	-20.78	-17.56	-15.64	-9.22	-8.80	-4.50	-2.25	0.00	4.30	4.72	11.14	13.05	16.46	20.18	23.18
PARZIALI PROGETTO	3.00	3.72	3.22	1.92	6.42	0.42	4.30	2.25	2.25	4.30	0.42	6.42	1.91	3.42	3.72	3.00	
QUOTE PROGETTO	487.16	487.16	487.16	486.31	486.26	493.54	493.46	493.58	493.65	493.58	493.45	493.53	489.25	489.31	487.04	487.04	487.04

CA TRATTAMENTO A CALCE m² 91.04
 RI RILEVATO m² 148.87
 in INERBIMENTO m 28.72
 sc SCOTICO m 50.75

SEZIONE P.17
 PROGRESSIVA 900.00

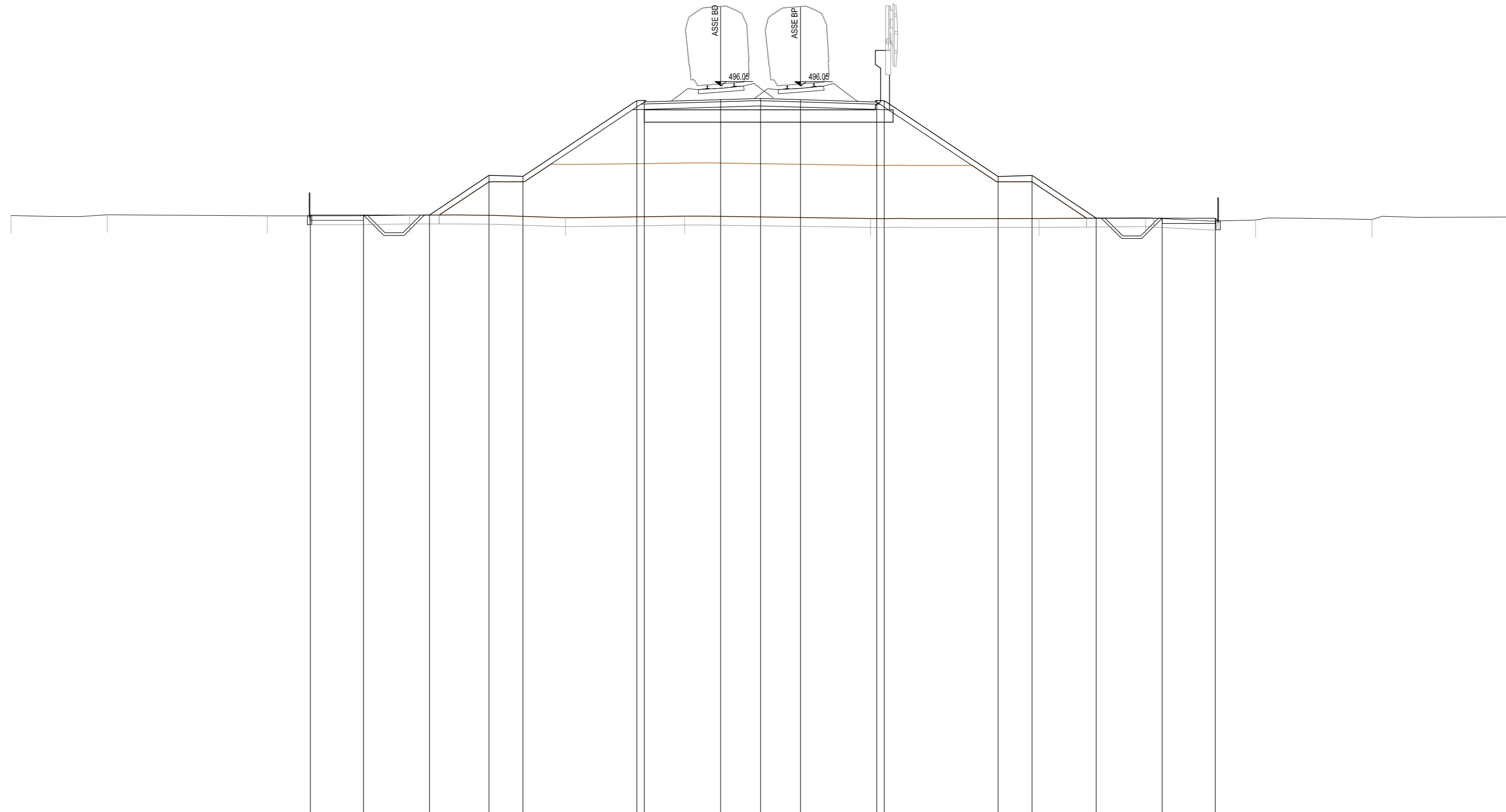


454

PROGRESSIVE TERRENO	-44.50	-39.03	-28.30	-22.50	-12.35	-2.07	5.47	10.47	15.83	36.54	40.00						
PARZIALI TERRENO	5.47	10.64	5.89	10.15	10.28	7.54	5.00	5.36	20.71	3.46							
QUOTE TERRENO	488.02	488.09	487.84	487.85	487.72	487.72	487.72	487.71	487.76	487.73	487.71						
PROGRESSIVE PROGETTO	-27.59	-24.59	-20.87	-17.56	-15.64	-9.22	-4.50	-2.25	0.00	4.30	11.14	13.05	16.39	20.12	23.12		
PARZIALI PROGETTO	3.00	3.72	3.29	1.92	6.42	0.42	4.30	2.25	2.25	4.30	6.42	1.91	3.34	3.71	3.00		
QUOTE PROGETTO	487.79	487.79	487.79	490.00	489.94	494.22	494.14	494.27	494.34	494.27	494.14	494.22	489.94	490.00	487.77	487.76	487.76

CA TRATTAMENTO A CALCE m² 92.75
 RI RILEVATO m² 152.88
 in INERBIMENTO m 29.11
 sc SCOTICO m 51.21

SEZIONE P.18
 PROGRESSIVA 1000.00

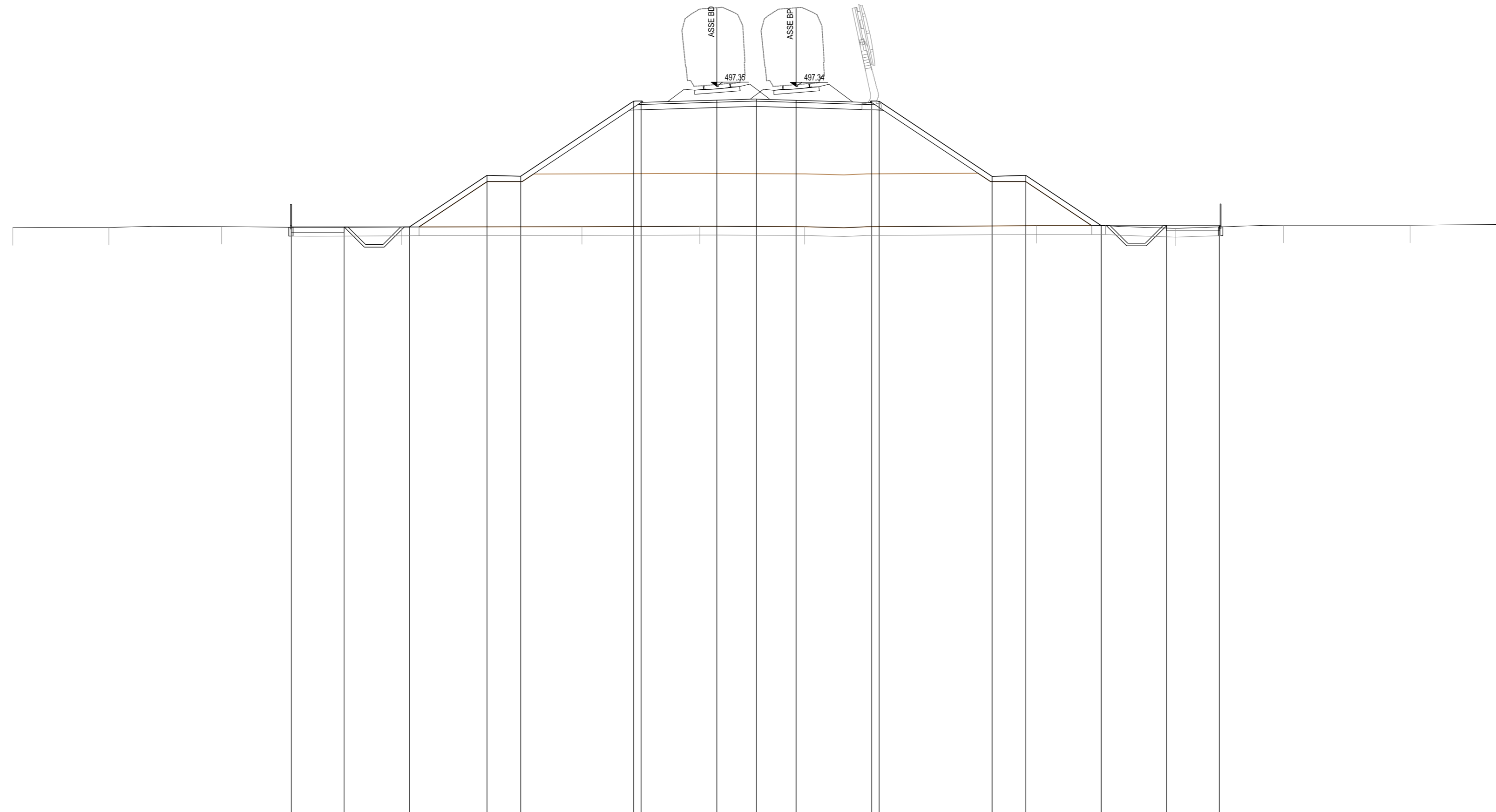


455

PROGRESSIVE TERRENO	-44.50	-39.07	-30.05	-22.03	-13.25	-6.53	3.95	13.44	19.44	25.65	32.21	40.00
PARZIALI TERRENO	5.43	9.02	8.02	8.78	6.72	10.48	9.49	6.00	6.21	6.56	7.79	
QUOTE TERRENO	488.73	488.76	488.71	488.76	488.61	488.70	488.57	488.57	488.61	488.48	488.52	488.65
PROGRESSIVE PROGETTO	-27.62	-24.62	-20.91	-17.56	-15.64	-9.22	-4.50	11.14	16.66	20.38	23.38	
PARZIALI PROGETTO	3.00	3.71	3.35	1.92	6.42	4.30	2.25	2.25	4.30	6.42	1.91	3.61
QUOTE PROGETTO	488.76	488.76	488.76	491.00	490.94	495.22	495.27	495.34	495.27	495.14	495.22	490.94

SEZIONE P.19
 PROGRESSIVA 1100.00

CA TRATTAMENTO A CALCE m² 100.05
 RI RILEVATO m² 173.39
 in INERBIMENTO m 31.17
 sc SCOTICO m 52.81

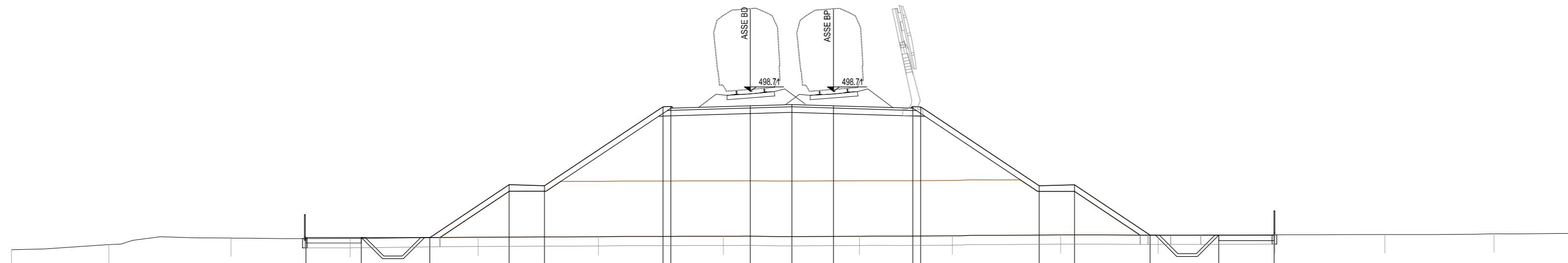


456

PROGRESSIVE TERRENO	-44.50	-39.04	-32.63	-22.41	-12.16	-5.47	0.49	13.66	21.57	27.69	34.89	40.00					
PARZIALI TERRENO	5.46	6.41	10.22	10.25	6.69	5.96	13.17	7.91	6.12	7.20	5.11						
QUOTE TERRENO	489.32	489.33	489.38	489.36	489.37	489.40	489.37	489.43	489.28	489.45	489.45	489.50					
PROGRESSIVE PROGETTO	-28.67	-25.67	-21.96	-17.56	-15.64	-9.22	-8.80	-4.50	-2.25	0.00	4.30	4.72	11.14	13.05	17.33	21.05	24.05
PARZIALI PROGETTO	3.00	3.71	4.40	1.92	6.42	0.42	4.30	2.25	2.25	4.30	0.42	6.42	1.91	4.28	3.71	3.00	
QUOTE PROGETTO	489.36	489.36	489.36	492.30	492.24	496.52	496.44	496.57	496.63	496.56	496.43	496.51	492.23	492.29	489.44	489.43	489.43

SEZIONE P.20
 PROGRESSIVA 1200.00

CA TRATTAMENTO A CALCE m² 98.04
 RI RILEVATO m² 168.15
 in INERBIMENTO m 30.83
 sc SCOTICO m 52.48

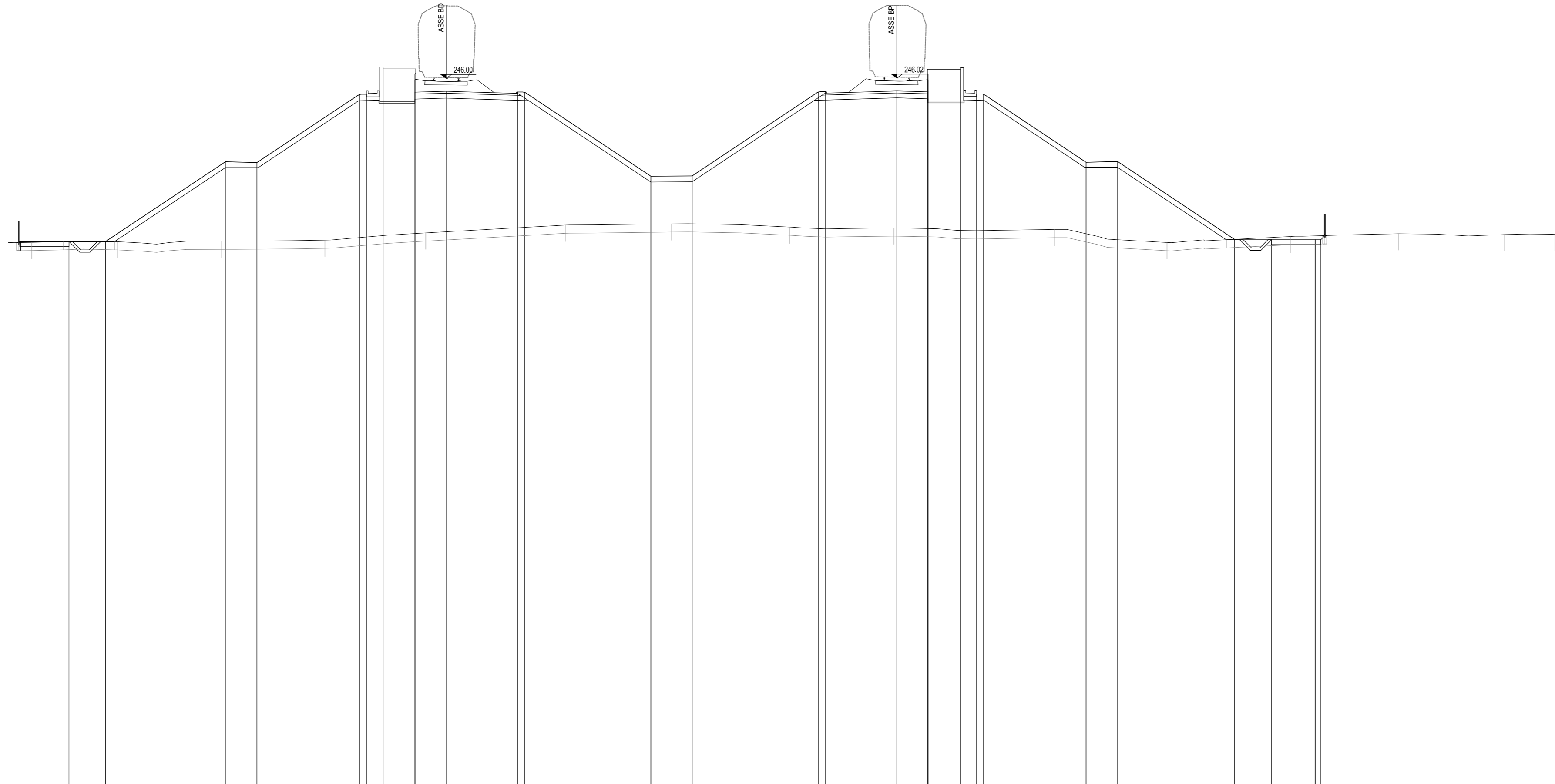


457

PROGRESSIVE TERRENO	-44.50	-39.22	-32.61	-26.16	-19.24	-12.72	-5.96	1.41	6.44	12.30	17.69	23.90	29.85	35.76	40.00			
PARZIALI TERRENO	5.28	6.61	6.45	6.92	6.52	6.76	7.37	5.03	5.86	5.28	6.32	5.95	5.91	4.24				
QUOTE TERRENO	490.14	490.42	490.77	490.75	490.62	490.84	490.87	490.87	490.89	490.94	490.93	490.95	490.96	491.00	491.02			
PROGRESSIVE PROGETTO	-28.55	-25.55	-21.85	-17.56	-15.64	-9.22	-8.80	-4.50	-2.25	0.00	4.30	4.72	11.14	13.05	17.14	20.86	23.86	490.95
PARZIALI PROGETTO	3.00	3.71	4.29	1.92	6.42	0.42	4.30	2.25	2.25	4.30	0.42	6.42	1.91	4.09	3.72	3.00		
QUOTE PROGETTO	490.80	490.80	490.80	493.66	493.60	497.88	497.80	497.93	498.00	497.93	497.88	497.88	493.60	493.66	490.93	490.93	490.93	

SEZIONE P.22
 PROGRESSIVA 26500.00

RI RILEVATO m² 369.28
 in INERBIMENTO m 59.36
 sc SCOTICO m 79.39

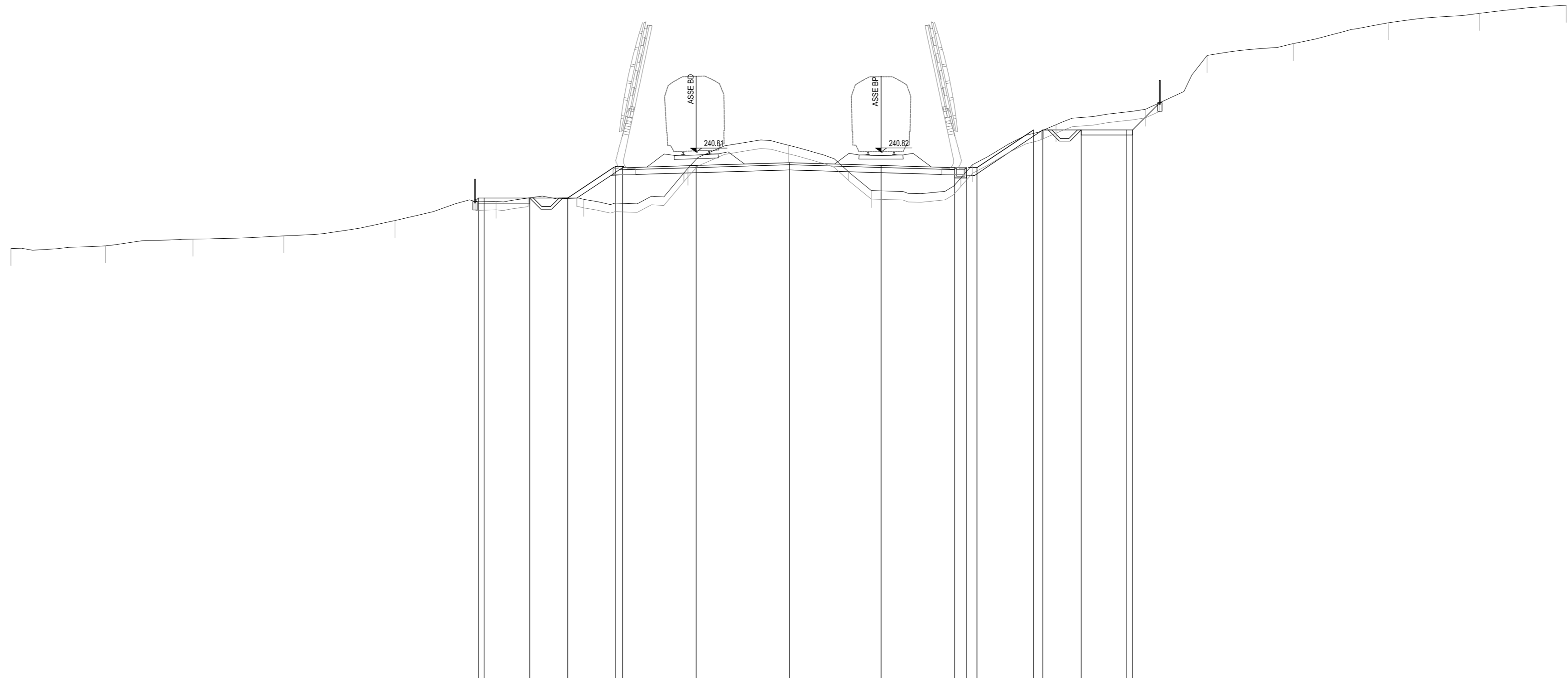


203

PROGRESSIVE TERRENO	-52.58	-47.39	-41.03	-34.76	-28.63	-20.14	-13.69	-6.51	-0.18	9.59	16.42	23.92	30.50	36.94	40.00
PARZIALI TERRENO	6.63	6.36	6.27	6.13	8.49	6.45	7.18	6.33	9.77	6.83	7.50	6.58	6.44	3.06	
QUOTE TERRENO	236.03	236.07	236.10	236.17	236.61	237.09	237.16	236.96	236.92	236.82	236.02	236.39	236.55	236.50	236.53
PROGRESSIVE PROGETTO	-60.31	-48.10	-40.81	-38.89	-32.65	-31.23	-29.29	-27.39	-23.04	-4.77	0.00	1.85	3.85	4.84	5.26
PARZIALI PROGETTO	2.66	2.21	7.27	1.92	6.24	0.42	2.00	1.90	4.35	1.90	2.00	6.24	1.92	7.10	2.21
QUOTE PROGETTO	236.08	236.08	240.94	240.88	245.04	245.04	245.17	245.06	245.06	245.06	240.90	240.95	236.22	236.19	236.19

SEZIONE P.23
 PROGRESSIVA 26900.00

RI RILEVATO m² 13.67
 SC SCAVO m² 9.02
 in INERBIMENTO m 8.90
 sc SCOTICO m 37.14

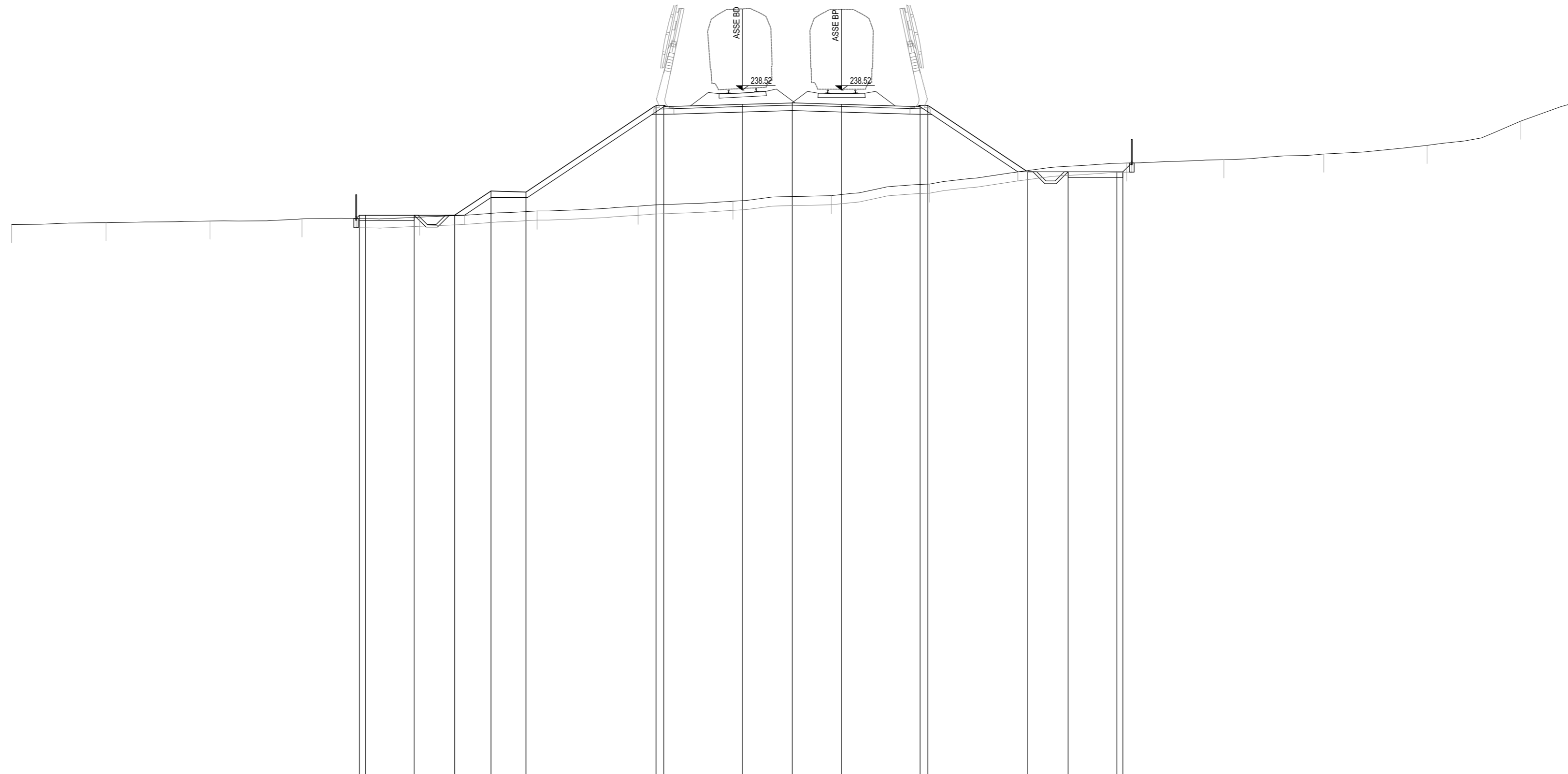


210

PROGRESSIVE TERRENO	-50.80	-46.28	-40.17	-34.87	-28.38	-22.48	-17.37	-11.27	-5.40	-0.57	5.33	10.22	15.45	19.03	24.08	29.63	34.94	40.00
PARZIALI TERRENO		5.51	5.12	5.30	6.49	5.90	5.11	6.10	5.87	4.83	5.90	4.89	5.23	3.58	5.05	5.55	5.31	5.06
QUOTE TERRENO	235.18	235.34	235.73	235.92	236.82	237.95	238.05	239.88	241.21	238.57	240.08	242.41	243.32	246.46	247.15	248.37	248.92	249.30
PROGRESSIVE PROGETTO						238.13	238.13	238.13	238.13	240.03	240.03	240.03	242.11	242.11	242.11	242.11	242.11	242.11
PARZIALI PROGETTO						0.34	2.66	2.21	2.78	0.42	4.30	0.70	0.60	3.31	0.54	2.24	2.66	0.33
QUOTE PROGETTO						238.13	238.13	238.13	238.13	238.98	239.90	239.91	239.91	242.11	242.11	242.11	242.11	242.11

SEZIONE P.24
 PROGRESSIVA 27100.00

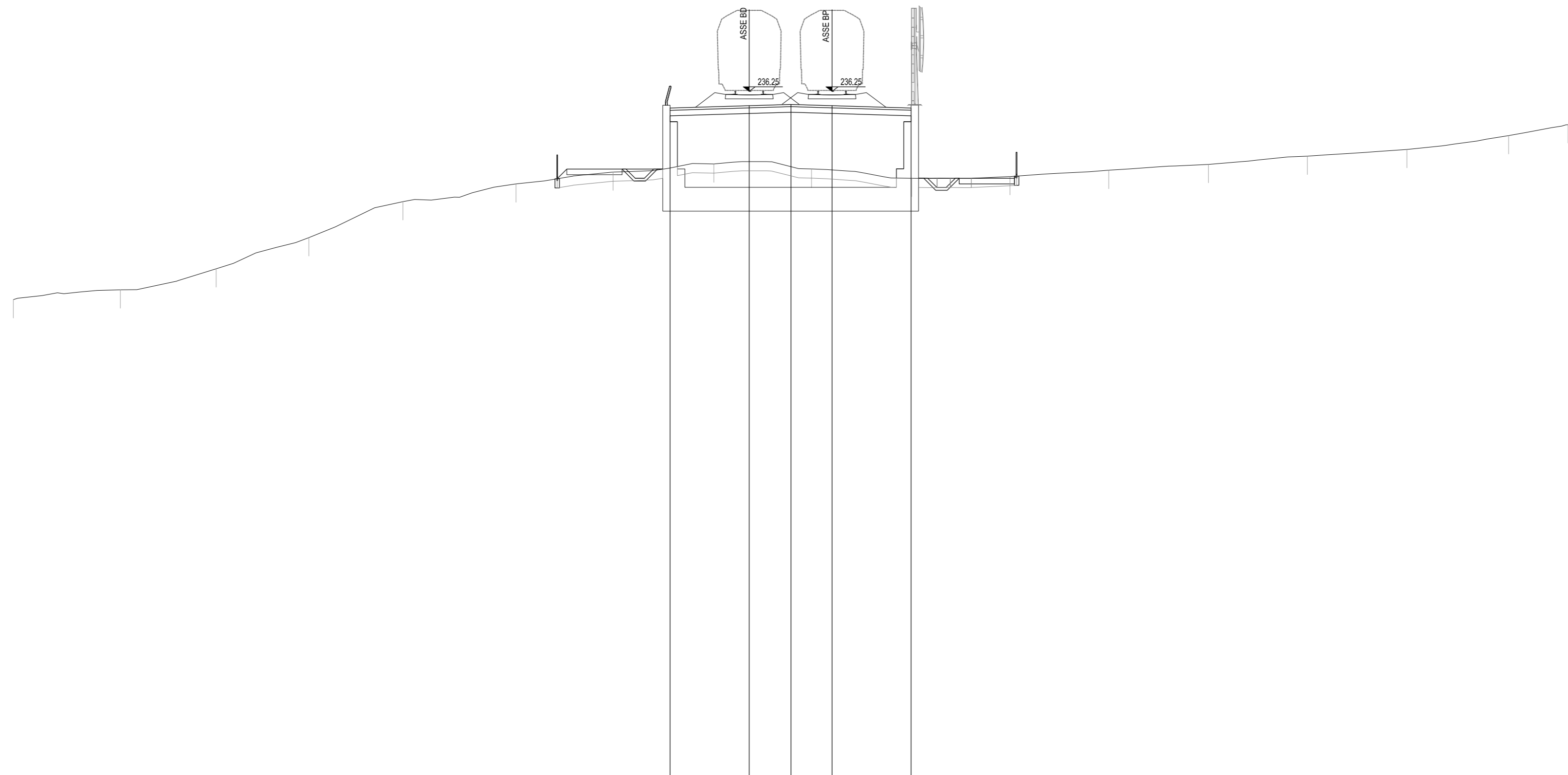
RI RILEVATO m² 101.57
 in INERBIMENTO m 20.86
 sc SCOTICO m 42.47



201

PROGRESSIVE TERRENO	-46.43	-40.27	-34.57	-28.54	-23.11	-16.67	-11.13	-5.95	-0.55	4.82	10.17	15.61	20.83	26.40	32.05	37.18	40.00
PARZIALI TERRENO		5.16	5.70	5.03	6.43	6.44	5.54	5.18	5.40	5.37	5.35	5.44	5.32	5.47	5.65	5.13	2.82
QUOTE TERRENO	231.16	231.26	231.36	231.46	231.56	231.90	232.17	232.44	232.75	233.38	234.12	234.53	234.71	235.02	235.50	236.83	237.79
PROGRESSIVE PROGETTO		-26.40	-23.40	-21.18	-19.19	-17.28	-10.18	-6.43	-2.69	0.00	4.30	10.19	12.40	15.06	15.40		
PARZIALI PROGETTO		0.34	2.66	2.22	1.99	1.91	7.12	0.43	4.30	2.74	2.69	4.30	0.42	5.47	2.21	2.66	0.34
QUOTE PROGETTO	231.67	231.67	231.67	233.00	232.94	237.69	237.61	237.74	237.82	237.74	237.69	234.05	234.05	234.05			

RI RILEVATO m² 37.11
 in INERBIMENTO m 0.58
 sc SCOTICO m 22.97



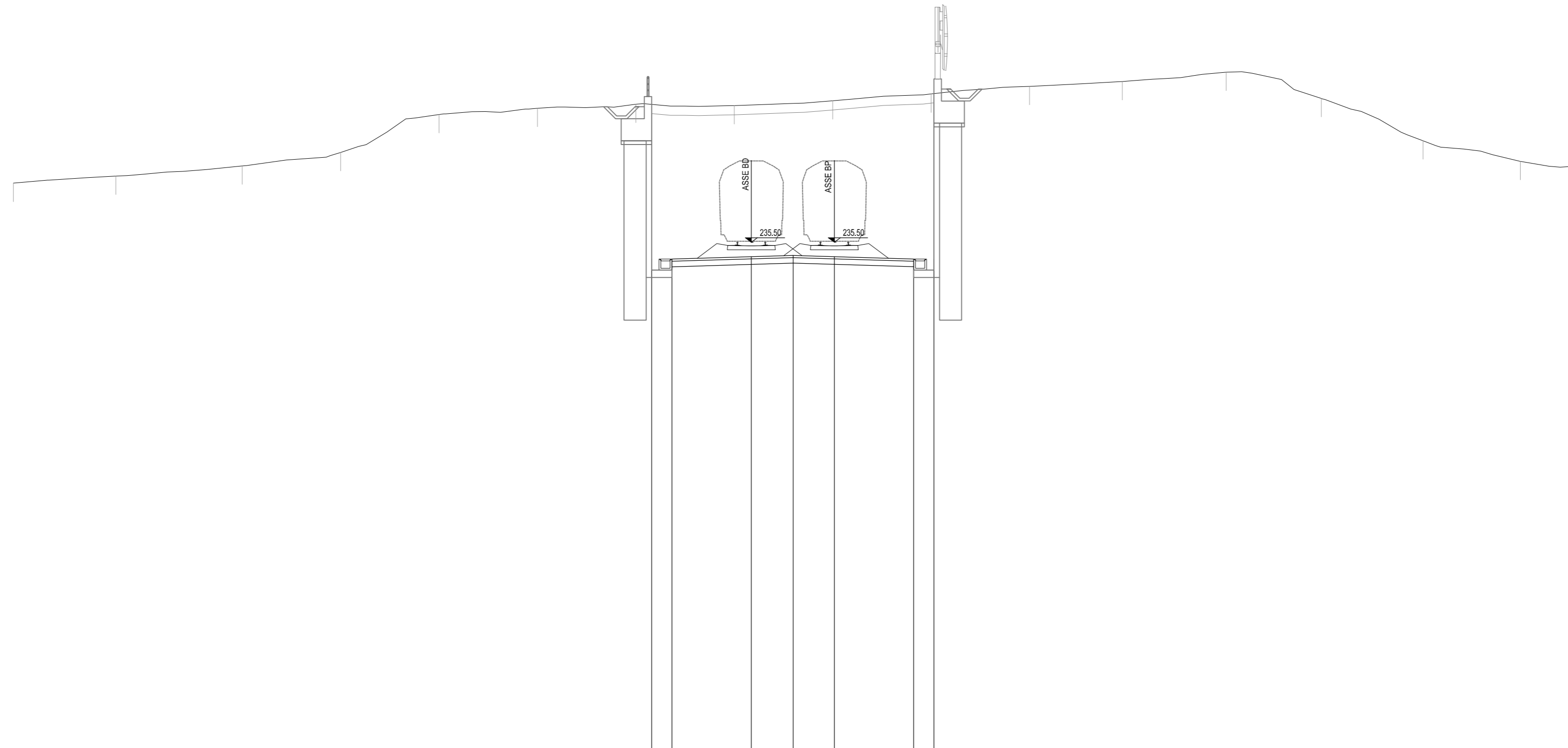
199

PROGRESSIVE TERRENO	-44.50	-38.68	-33.47	-28.44	-23.32	-17.17	-11.90	-6.42	-1.11	4.33	9.68	15.04	20.46	25.84	31.25	36.78	40.00
PARZIALI TERRENO		5.82	5.21	5.03	5.12	6.15	5.27	5.48	5.31	5.44	5.35	5.36	5.42	5.38	5.41	5.53	3.22
QUOTE TERRENO	224.92	225.46	226.60	228.30	230.25	231.22	231.86	232.30	232.03	231.52	231.81	231.96	232.27	232.73	233.09	233.85	234.44
PROGRESSIVE PROGETTO								-8.80	-4.50	-2.23	0.00	4.30					
PARZIALI PROGETTO								4.30	2.27	2.23	4.30						
QUOTE PROGETTO								235.34	235.47	235.54	235.47	235.34					

SC SCAVO
sc SCOTICO

m² 128.21
m 15.30

SEZIONE P.26
PROGRESSIVA 27500.00

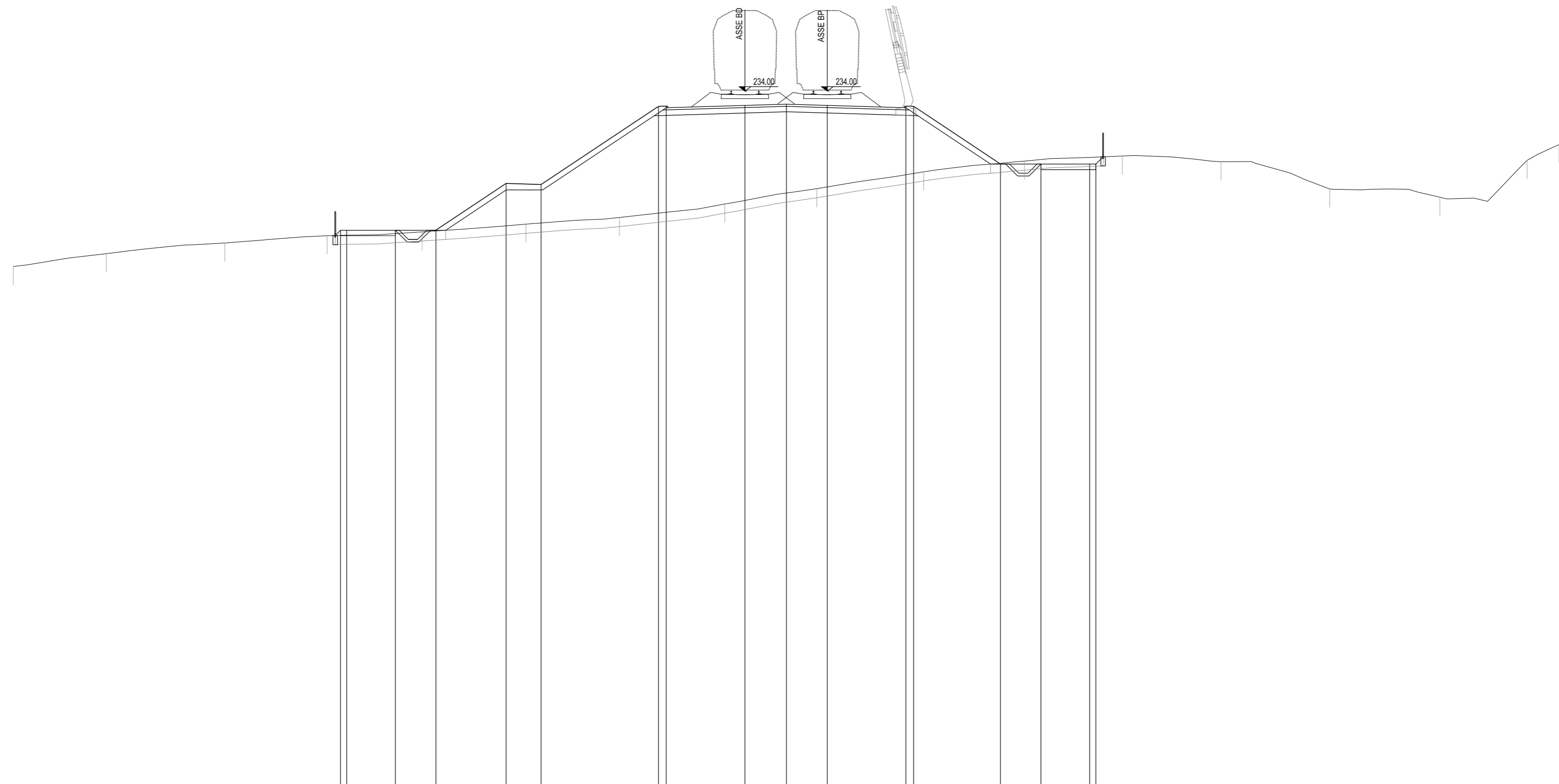


208

PROGRESSIVE TERRENO	-44.50	-38.94	-32.08	-26.76	-21.43	-16.08	-10.76	-5.42	-0.08	5.24	10.58	15.61	21.24	26.40	31.91	37.18	40.00
PARZIALI TERRENO	5.56	6.85	5.33	5.33	5.34	5.33	5.34	5.33	5.33	5.34	5.03	5.63	5.16	5.51	5.27	2.82	
QUOTE TERRENO	238.70	239.08	239.63	240.37	242.42	242.76	242.88	242.90	243.17	243.53	243.94	244.21	244.71	243.29	241.00	239.88	239.61
PROGRESSIVE PROGETTO							-9.90	-8.80	-4.50	-2.23	0.00	4.30	5.40				
PARZIALI PROGETTO							1.10	4.30	2.27	2.23	4.30	1.10					
QUOTE PROGETTO							234.59	234.59	234.72	234.78	234.72	234.59	234.59				

SEZIONE P.28
 PROGRESSIVA 27700.00

RI RILEVATO m² 99.07
 in INERBIMENTO m 21.42
 sc SCOTICO m 41.97

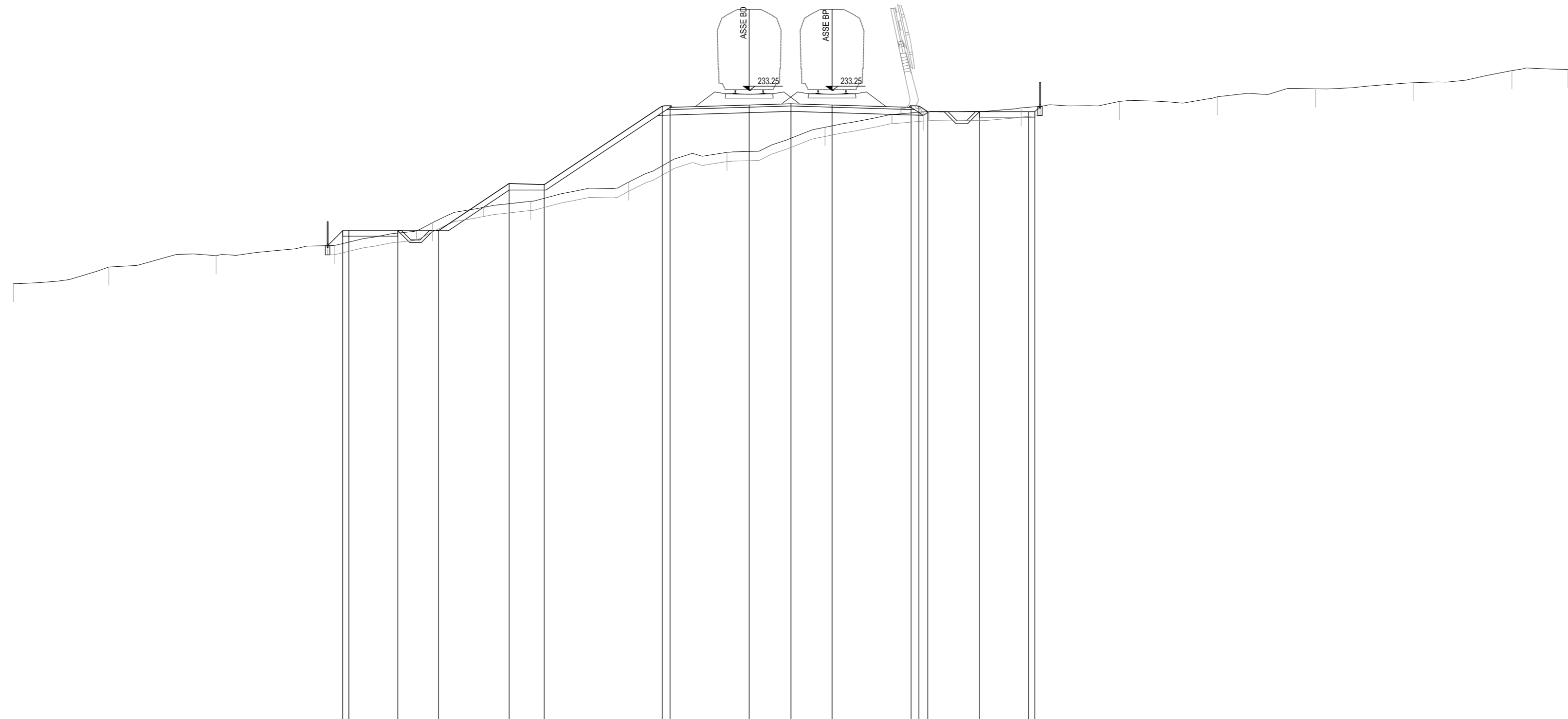


196

PROGRESSIVE TERRENO	224.40	225.10	225.68	226.08	226.30	226.72	227.08	227.82	228.66	229.68	230.17	230.44	230.13	228.64	228.19	230.20	231.07	
PARZIALI TERRENO		5.09	6.47	5.60	5.19	5.68	5.11	5.76	5.03	5.84	5.50	5.37	5.39	5.94	6.02	4.77	1.74	
QUOTE TERRENO	224.40	225.10	225.68	226.08	226.30	226.72	227.08	227.82	228.66	229.68	230.17	230.44	230.13	228.64	228.19	230.20	231.07	
PROGRESSIVE PROGETTO				226.61	226.27	223.61	221.40	217.56	215.64	213.17	213.00	211.32	209.23	208.00	207.32	206.00	204.34	203.68
PARZIALI PROGETTO				0.34	2.66	2.21	3.84	1.92	6.42	0.42	4.30	2.27	2.23	4.30	0.42	4.75	2.21	2.66
QUOTE PROGETTO				226.38	226.38	226.38	226.38	228.94	228.89	233.17	233.00	233.22	233.28	233.22	233.09	233.17	230.00	230.00

SEZIONE P.29
 PROGRESSIVA 27800.00

RI RILEVATO m² 33.25
 SC SCAVO m² 0.32
 in INERBIMENTO m 16.29
 sc SCOTICO m 38.72

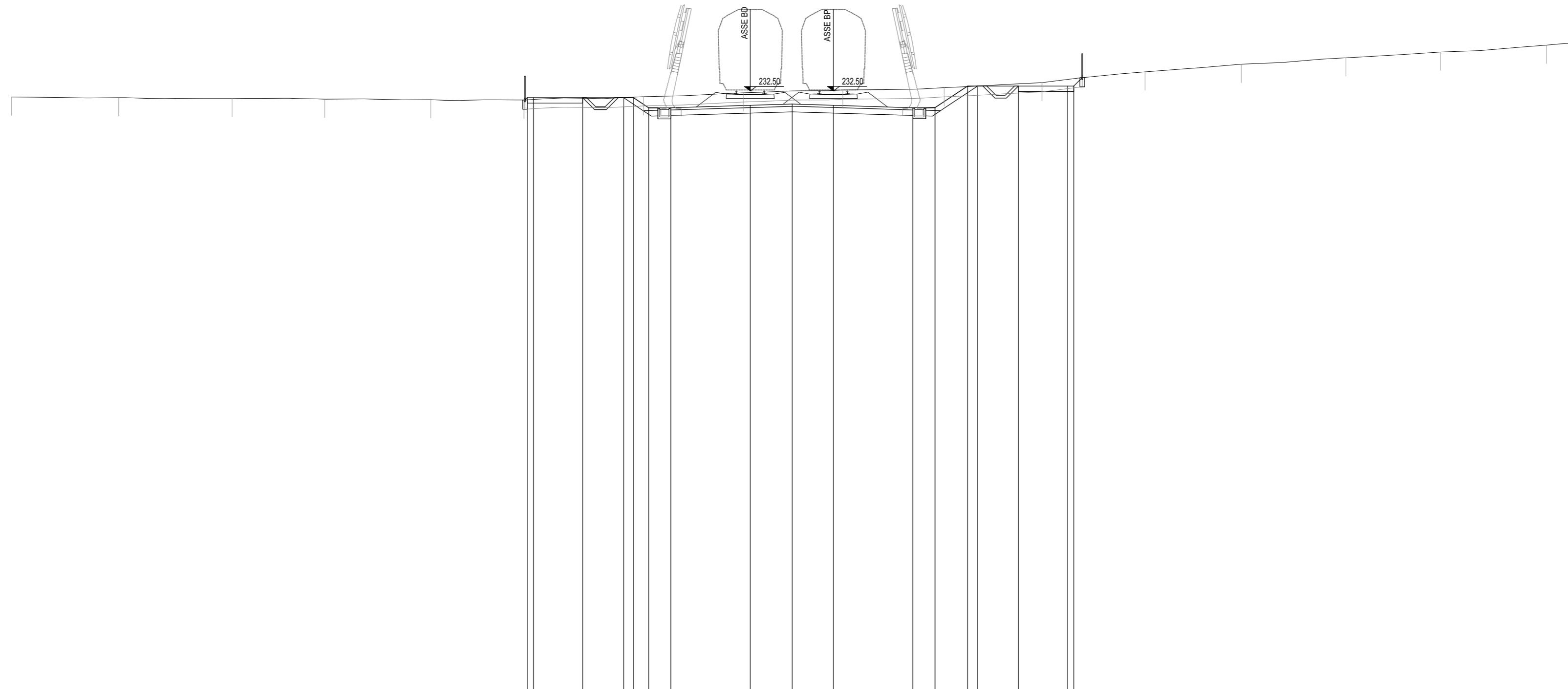


199

PROGRESSIVE TERRENO	-44.50	-39.30	-33.48	-27.05	-21.71	-16.38	-11.05	-5.71	-0.38	4.95	10.29	15.62	20.95	26.29	31.62	36.95	40.00
PARZIALI TERRENO		5.20	5.82	6.43	5.34	5.33	5.33	5.34	5.33	5.33	5.34	5.33	5.33	5.34	5.33	5.33	3.05
QUOTE TERRENO	222.75	223.66	224.26	224.63	226.07	227.23	228.28	229.89	231.25	232.09	232.31	232.65	232.91	233.34	233.67	234.33	234.39
PROGRESSIVE PROGETTO				-26.60 -26.26	-23.60	-21.39	-17.55	-15.64	-9.22 -8.80	-4.50	-2.23	0.00	4.30 0.42 4.72 5.20	8.02	10.68 11.02		
PARZIALI PROGETTO				0.34	2.66	2.21	3.84	1.91	6.42	0.42	4.30	2.27	2.23	4.30	0.48	2.82	2.06
QUOTE PROGETTO				225.63 225.63	225.63	226.63	228.19	228.14	232.42 232.34	232.47	232.53	232.47	232.34 232.10	232.10	232.10 232.10		

SEZIONE P.30
 PROGRESSIVA 27900.00

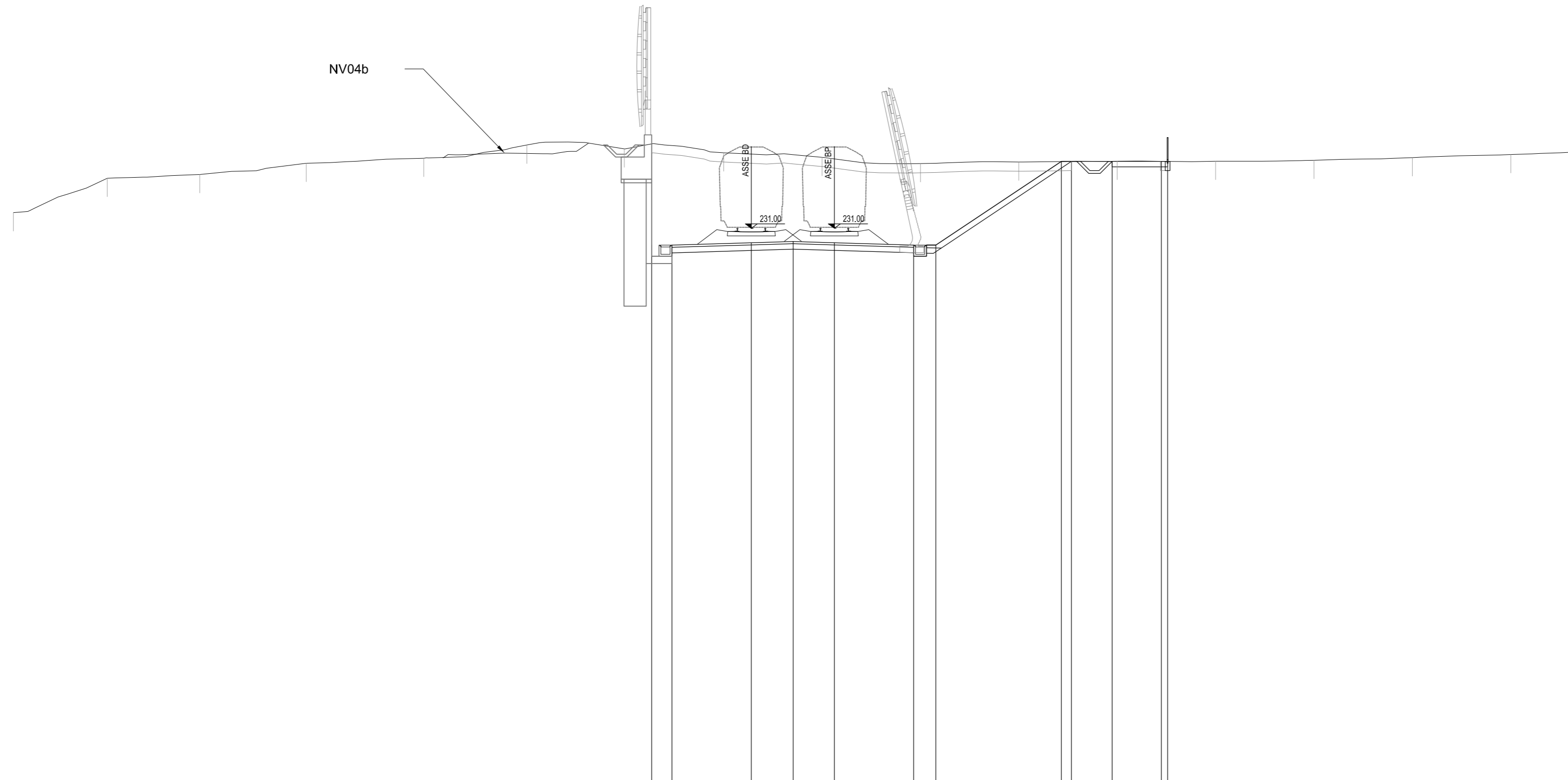
RI RILEVATO m² 0.22
 SC SCAVO m² 11.87
 in INERBIMENTO m 6.75
 sc SCOTICO m 30.17



PROGRESSIVE TERRENO	-44.50	-38.69	-32.55	-27.54	-21.80	-16.76	-10.28	-4.87	0.50	6.00	11.29	16.87	22.08	27.74	32.87	38.61	40.00				
PARZIALI TERRENO	5.81	6.14	5.01	5.74	5.04	6.48	5.41	5.37	5.50	5.29	5.58	5.21	5.66	5.13	5.74	1.39					
QUOTE TERRENO	232.17	232.13	232.08	232.05	232.02	232.00	232.19	232.40	232.55	232.67	232.95	233.53	233.95	234.29	234.60	234.98	235.08				
PROGRESSIVE PROGETTO						-16.57 -16.24	-13.58	-11.36	-10.62	-10.00	-8.80	-4.50	-2.23	0.00	4.30	5.50	7.26	7.80	10.01	12.68 13.01	
PARZIALI PROGETTO						0.33	2.66	2.22	0.54	0.82	1.20	4.30	2.27	2.23	4.30	1.20	1.76	0.54	2.21	2.67	0.33
QUOTE PROGETTO						232.13	232.13	232.13	231.59	231.59	231.72	231.72	231.72	231.72	231.59	231.59	232.76	232.76	232.76	232.76	232.76

SEZIONE P.31
 PROGRESSIVA 28100.00

SC SCAVO m² 86.53
 in INERBIMENTO m 10.01
 sc SCOTICO m 23.14

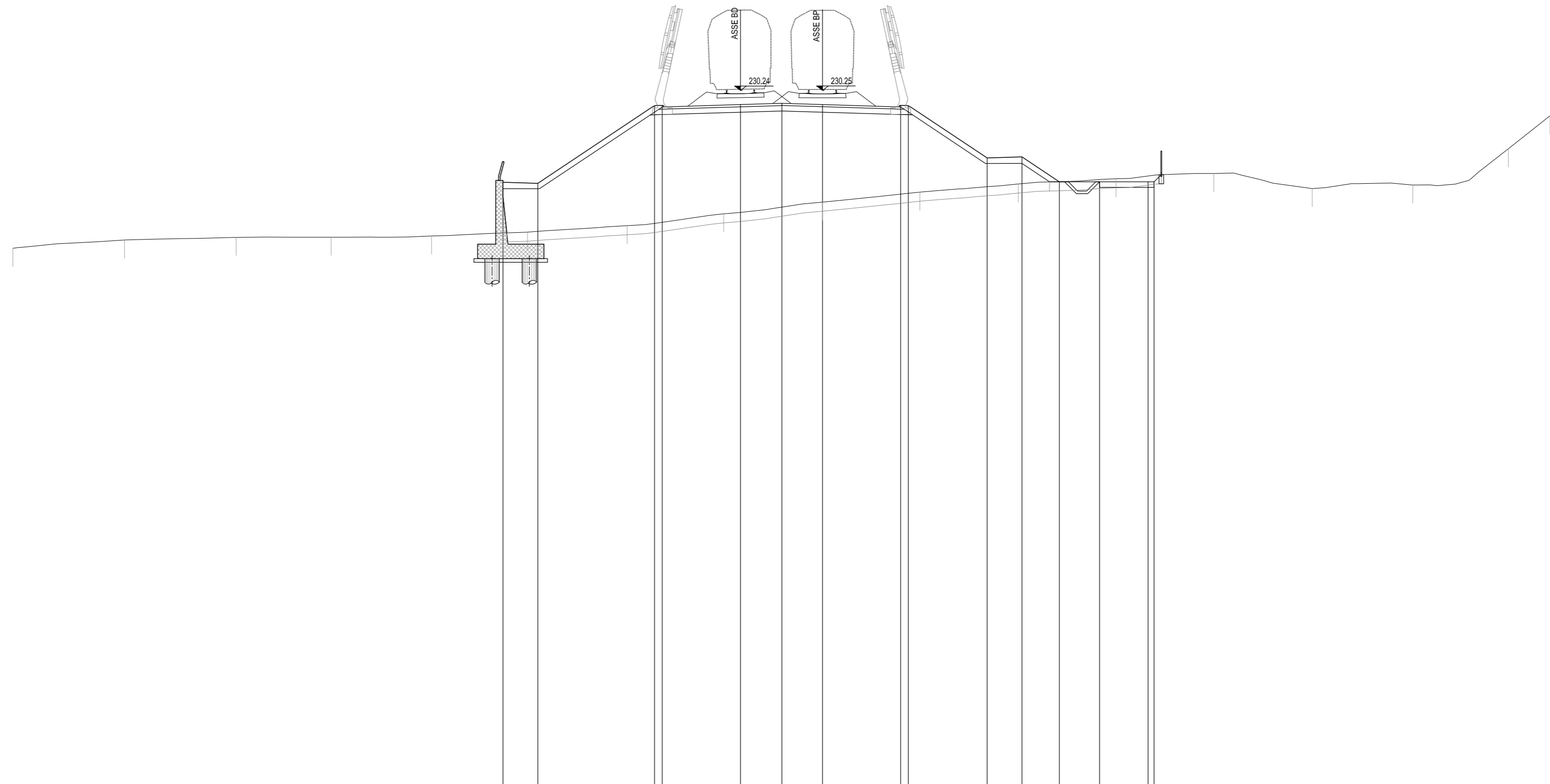


201

PROGRESSIVE TERRENO	-44.50	-38.41	-34.40	-28.62	-22.25	-16.67	-11.38	-6.00	-0.67	4.67	10.00	15.33	20.67	26.00	31.33	36.67	40.00		
PARZIALI TERRENO		5.09	5.01	5.78	6.37	5.58	5.29	5.38	5.33	5.34	5.33	5.33	5.34	5.33	5.33	5.34	3.33		
QUOTE TERRENO	231.84	233.71	233.92	234.52	234.80	235.51	235.30	235.09	234.84	234.51	234.59	234.63	234.63	234.69	234.83	234.99	235.12		
PROGRESSIVE PROGETTO								-9.90	-8.80	-4.50	-2.23	0.00	4.30	5.50	12.31	12.85	15.06	17.72	18.06
PARZIALI PROGETTO								1.10	4.30	2.27	2.23	4.30	1.20	6.81	0.54	2.21	2.06	0.34	
QUOTE PROGETTO								230.09	230.09	230.21	230.28	230.22	230.09	230.09	234.63	234.63	234.63	234.63	234.63

SEZIONE P.32
 PROGRESSIVA 28200.00

RI RILEVATO m² 119.54
 in INERBIMENTO m 20.40
 sc SCOTICO m 35.99

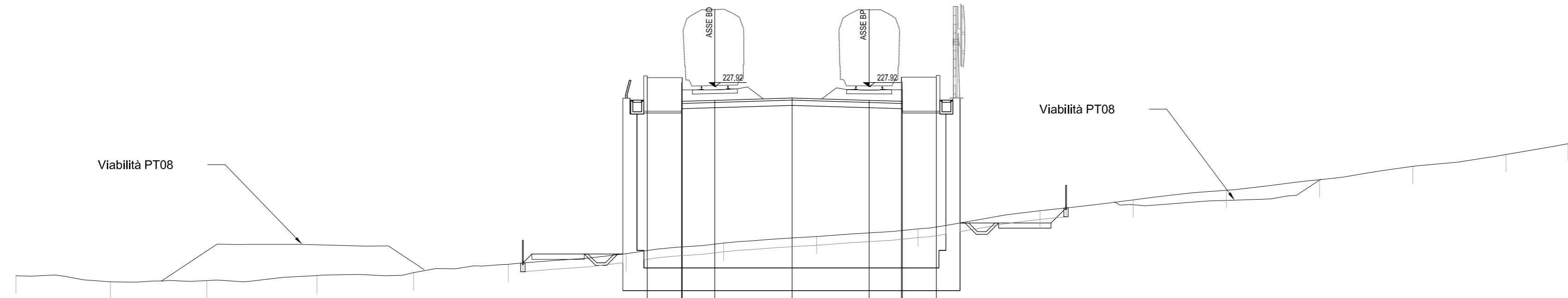


192

PROGRESSIVE TERRENO	-44.51	-38.38	-32.24	-27.01	-21.49	-16.22	-10.74	-5.43	0.01	5.36	10.76	16.14	21.51	26.93	32.46	37.72	40.00			
PARZIALI TERRENO		6.13	6.14	5.23	5.52	5.27	5.48	5.31	5.44	5.36	5.40	5.38	5.37	5.42	5.53	5.26	2.28			
QUOTE TERRENO	221.56	222.01	222.16	222.17	222.24	222.45	222.81	223.46	224.10	224.65	225.10	225.39	225.66	224.85	225.04	227.03	228.84			
PROGRESSIVE PROGETTO						-17.57	-15.66	-9.23	-8.81	-4.51	-2.23	0.00	4.30	4.72	0.06	10.97	13.03	15.24	17.00	18.24
PARZIALI PROGETTO						1.92	6.42	0.42	4.30	2.28	2.23	4.30	0.42	4.34	1.91	2.06	2.21	2.66	0.34	
QUOTE PROGETTO						225.19	225.14	226.41	226.34	228.46	228.53	229.47	229.34	229.42	226.53	226.59	225.21	225.21	226.21	226.21

SEZIONE P.33
 PROGRESSIVA 28510.00

RI RILEVATO m² 132.85
 SC SCAVO m² 0.34
 in INERBIMENTO m 0.58
 sc SCOTICO m 29.09

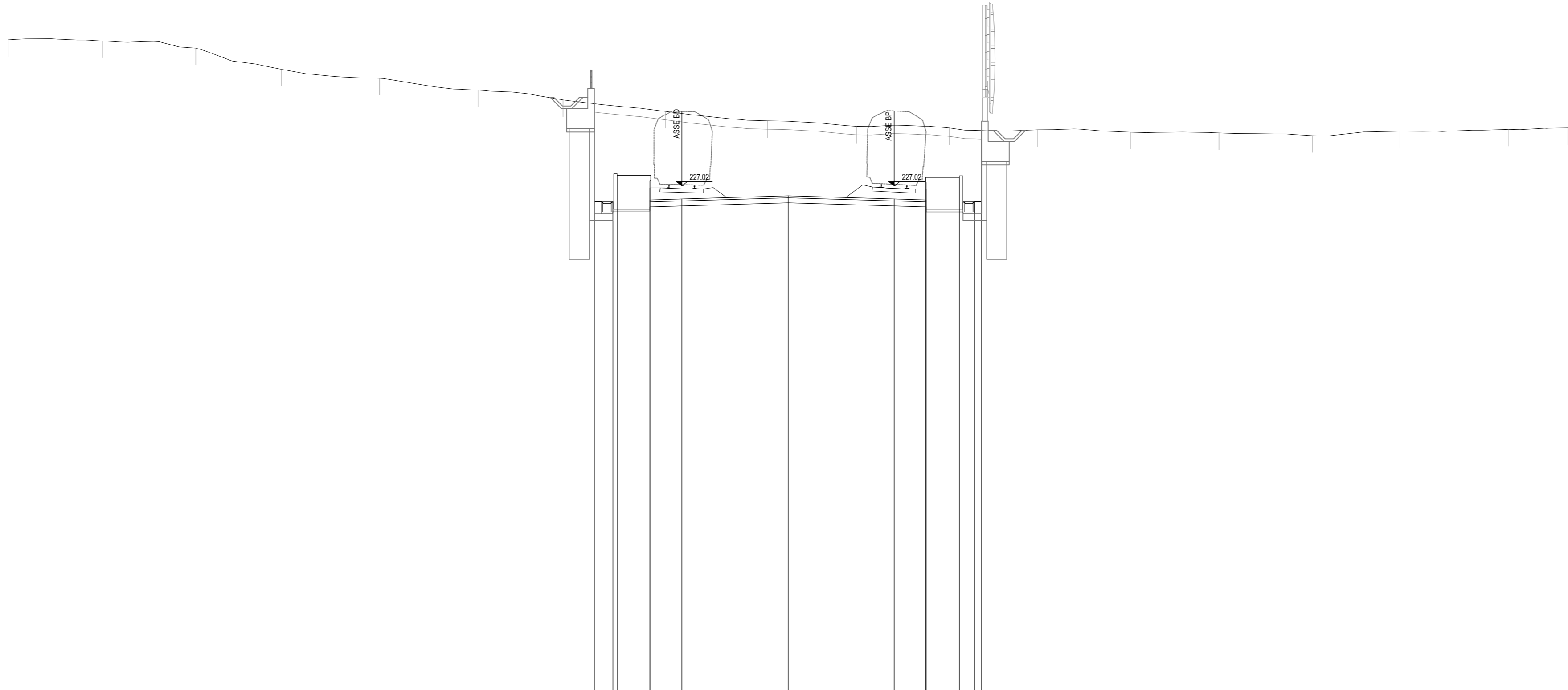


188

PROGRESSIVE TERRENO	-8.84	-43.42	-37.91	-31.60	-26.07	-20.64	-13.90	-8.33	-3.01	2.80	9.78	15.12	20.45	25.78	31.12	36.45	40.00
PARZIALI TERRENO		5.42	5.51	6.31	5.53	5.43	6.74	5.57	5.32	5.81	6.98	5.34	5.33	5.33	5.34	5.33	3.55
QUOTE TERRENO	217.09	216.75	216.82	217.10	217.27	217.75	218.36	218.97	219.34	219.77	220.82	221.44	221.99	222.59	223.36	224.04	224.66
PROGRESSIVE PROGETTO							-12.70	-10.73	-10.70	-8.84	-4.41	0.00	1.85	1.90	2.00		
PARZIALI PROGETTO							2.00	1.89	4.43	4.41	1.90	2.00					
QUOTE PROGETTO							228.44	227.08	228.44	227.14	227.27	227.14	228.47	227.08	228.47		

SEZIONE P.34
 PROGRESSIVA 28630.00

SC SCAVO m² 107.42
 in INERBIMENTO m 0.84
 sc SCOTICO m 22.98

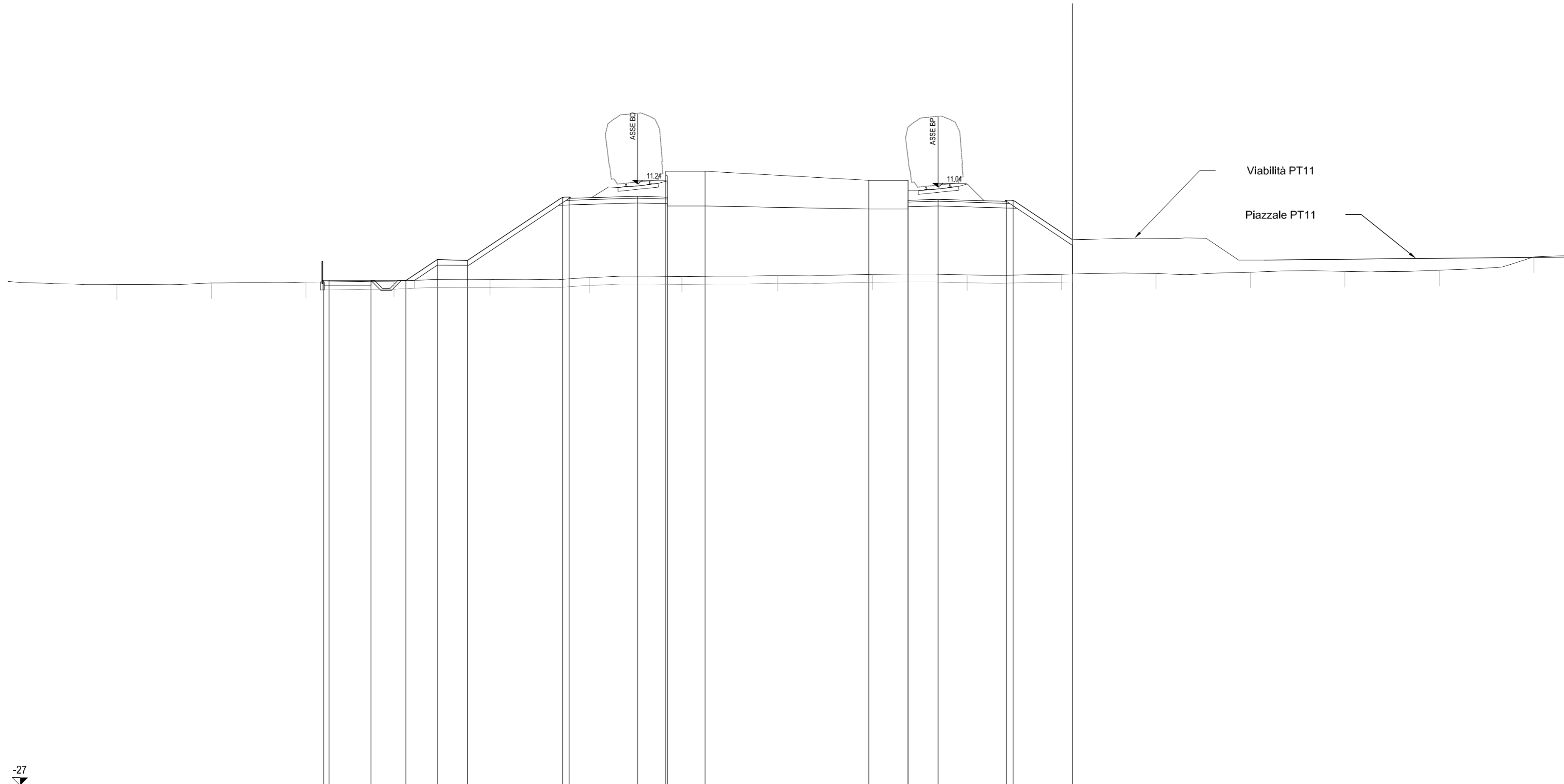


197

PROGRESSIVE TERRENO	-52.60	-47.00	-41.46	-36.36	-30.55	-24.71	-19.66	-13.68	-7.51	-2.23	3.26	8.53	14.05	19.28	24.84	30.04	36.49	40.00
PARZIALI TERRENO		5.60	5.54	5.10	5.81	5.84	5.05	6.08	6.07	5.28	5.49	5.27	5.52	5.23	5.56	5.20	6.45	3.51
QUOTE TERRENO	235.69	235.62	235.20	233.83	233.40	232.70	232.12	231.43	230.88	230.55	230.45	230.35	230.20	230.16	230.00	230.26	230.37	230.46
PROGRESSIVE PROGETTO								-17.79	-16.68	-16.44	-14.50	-14.44	-12.60					
PARZIALI PROGETTO								1.10	2.00	1.90	6.32	6.28	0.00	1.87	1.90	2.00	3.87	4.79
QUOTE PROGETTO								226.07	226.07	227.63	228.18	227.63	226.24	226.24	227.51	226.18	227.51	226.07

SEZIONE P.35
 PROGRESSIVA 44100.00

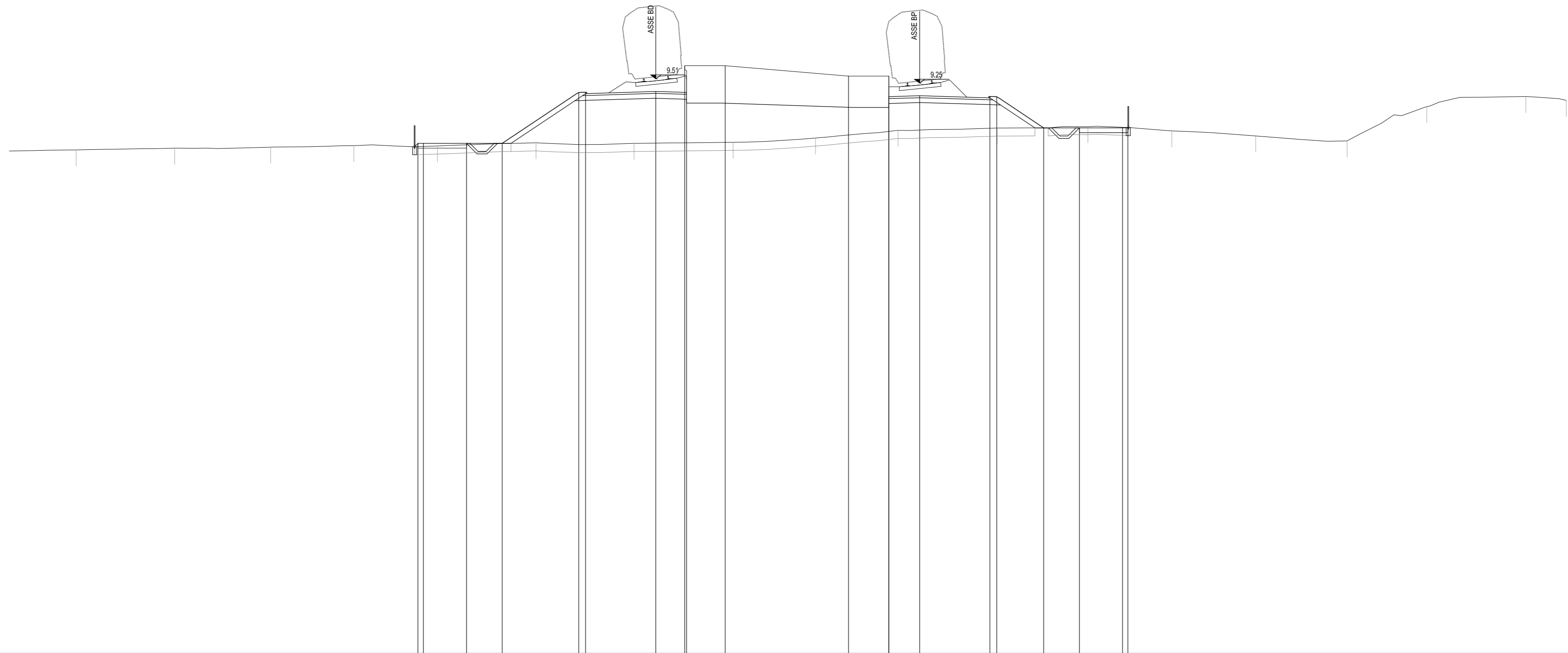
RI RILEVATO m² 157.53
 in INERBIMENTO m 17.35
 sc SCOTICO m 47.65



PROGRESSIVE TERRENO	-52.16	-46.16	-40.16	-34.66	-28.46	-22.16	-16.27	-10.17	-4.15	1.85	7.85	13.85	19.85	25.85	31.85	37.85	40.00	
PARZIALI TERRENO	5.30	5.39	5.57	6.43	5.76	6.10	6.10	6.05	5.91	6.09	6.00	6.00	5.70	6.30	6.00	4.15		
QUOTE TERRENO	4.86	4.95	5.01	5.05	5.17	5.30	5.35	5.42	5.50	5.46	5.50	5.55	5.64	5.68	5.76	6.61	6.68	
PROGRESSIVE PROGETTO			-30.02 -38.88	-36.02	-33.60	-31.81	-29.90	-23.85 -23.43	-19.08	-17.29 -17.18	-14.79	-4.40	-1.90 -1.90	0.00	4.35 4.77	8.54		
PARZIALI PROGETTO			0.34	2.66	2.22	1.99	1.91	6.05	0.42	4.35	2.50	1.90	4.35	0.42	3.77			
QUOTE PROGETTO			5.11 5.11	5.11	5.11	6.44	6.38	10.41 10.33	10.46	12.05 10.40	12.05	11.48 11.48 10.21	10.26	10.13 10.21	7.70			

SEZIONE P.36
PROGRESSIVA 44200.00

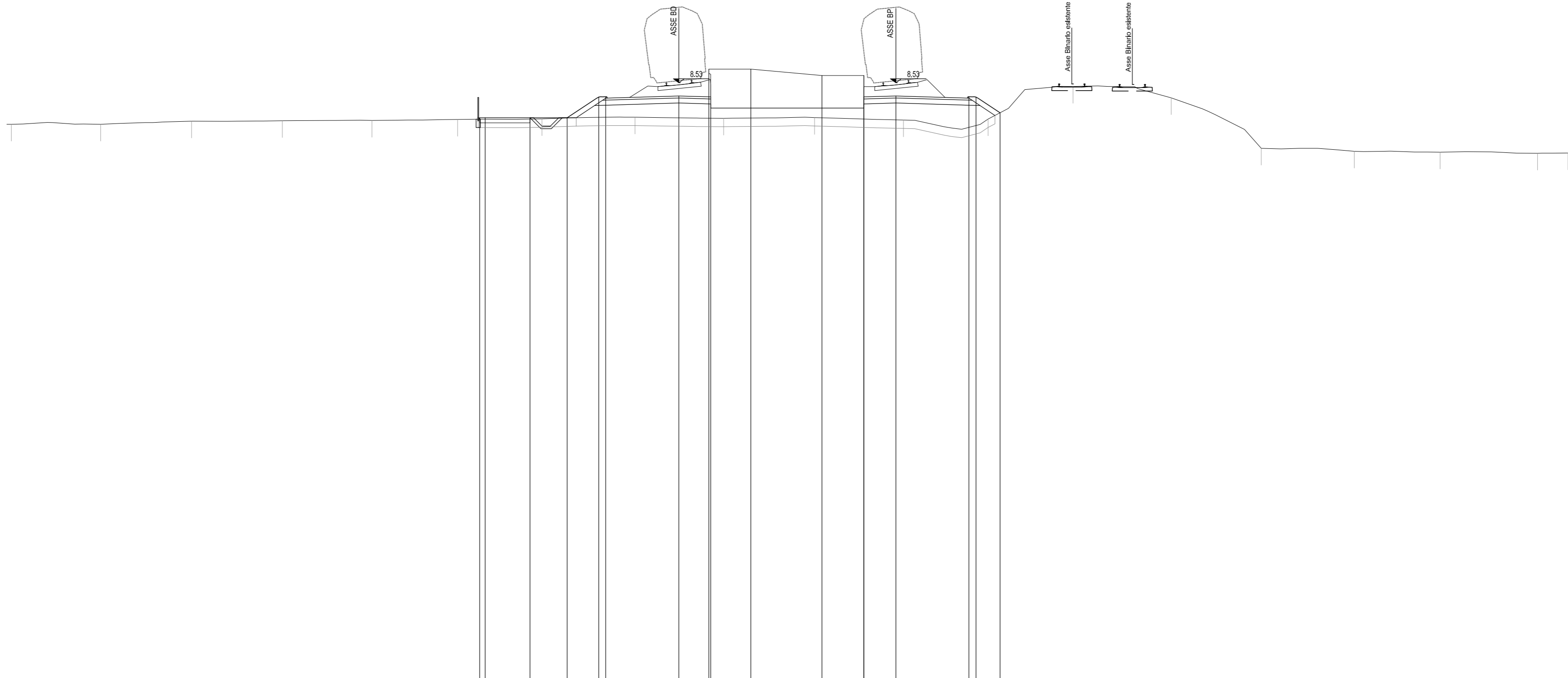
RI RILEVATO m² 63.50
in INERBIMENTO m 10.69
sc SCOTICO m 43.33



PROGRESSIVE TERRENO	-52.18	-46.08	-40.15	-35.00	-29.82	-23.73	-17.67	-11.54	-6.44	-1.34	4.80	10.41	15.60	20.79	26.45	31.37	37.51	40.00	
PARZIALI TERRENO	6.18	5.24	6.95	5.43	6.76	6.09	5.51	6.00	5.60	5.19	5.26	5.08	5.23	5.00	5.37	6.31	5.12		
QUOTE TERRENO	5.12	5.23	5.29	5.38	5.36	5.56	5.52	5.59	5.85	6.33	6.48	6.56	6.29	5.98	5.68	7.80	8.42	8.18	
PROGRESSIVE PROGETTO					-31.03 -30.69	-28.03	-25.82	-21.09 -20.67	-16.32	-14.53 -14.42	-12.03	-4.40	-1.90 -1.90	0.00	4.35 4.77	7.67	8.89	12.55 12.89	
PARZIALI PROGETTO					0.34	2.66	2.21	4.73	0.42	4.35	1.90	2.50	0.42	2.90	2.22	2.06	0.34		
QUOTE PROGETTO					5.53 5.53	5.53	5.53	8.68 8.68	8.73	10.33 8.67	10.33	9.68	9.68 8.41	8.47	8.34 8.42	6.48	6.48	6.48 6.48	

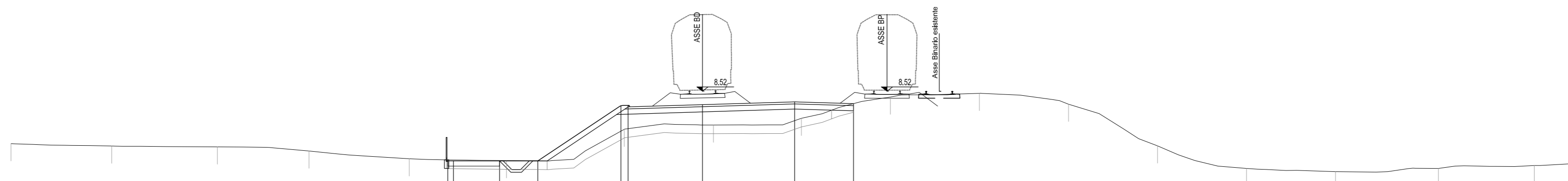
SEZIONE P.37
 PROGRESSIVA 44300.00

RI RILEVATO m² 19.97
 in INERBIMENTO m 5.20
 sc SCOTICO m 30.76



-27																																																						
PROGRESSIVE TERRENO	6.06	6.07	6.25	6.27	6.30	6.35	6.39	6.45	6.48	6.42	6.47	6.45	6.38	8.32	7.84	4.84	4.46	4.41	4.34	4.35	6.35	6.39	6.45	6.45	7.70	7.62	7.75	9.35	8.97	8.97	7.75	7.62	6.75	6.35	6.39	6.45	6.45	7.70	7.62	7.75	9.35	8.97	8.97	7.75	7.62	6.75								
PARZIALI TERRENO	5.59	5.41	5.40	5.33	5.10	5.02	5.53	5.28	5.41	5.29	5.04	5.06	5.84	5.35	5.55	5.10	5.80	1.81		5.02	5.53	5.28	5.41	5.29	5.04	5.06	5.84	5.35	5.55	5.10	5.80	1.81		5.02	5.53	5.28	5.41	5.29	5.04	5.06	5.84	5.35	5.55	5.10	5.80	1.81								
QUOTE TERRENO																																																						
PROGRESSIVE PROGETTO																					-24.77	-24.44	-21.77	-19.56	-17.68	-17.26	-12.91	-11.13	-11.02	-8.83	-4.40	-1.90	-1.90	0.00	4.35	4.77	6.20	-24.77	-24.44	-21.77	-19.56	-17.68	-17.26	-12.91	-11.13	-11.02	-8.83	-4.40	-1.90	-1.90	0.00	4.35	4.77	6.20
PARZIALI PROGETTO																					0.33	2.67	2.21	1.87	0.43	4.35	1.89	2.90		2.50	1.90	4.35	0.42	4.77	1.43	0.33	2.67	2.21	1.87	0.43	4.35	1.89	2.90		2.50	1.90	4.35	0.42	4.77	1.43				
QUOTE PROGETTO																					6.45	6.45	6.45	6.45	7.70	7.62	7.75	9.35	7.70	9.35	8.97	7.70	7.75	7.62	7.70	6.75	6.45	6.45	6.45	6.45	7.70	7.62	7.75	9.35	7.70	9.35	8.97	7.70	7.75	7.62	7.70	6.75		

RI RILEVATO m² 11.83
 in INERBIMENTO m 6.51
 sc SCOTICO m 23.54

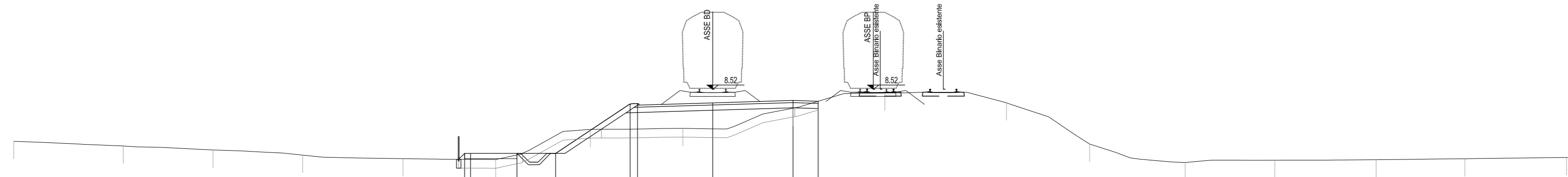


-27

PROGRESSIVE TERRENO	-50.67	-44.85	-38.73	-33.43	-27.63	-22.01	-15.19	-10.04	-4.95	0.20	5.35	10.50	15.65	20.80	25.95	31.90	37.44	40.00
PARZIALI TERRENO		5.82	6.12	5.30	5.80	5.62	6.82	5.15	5.09	5.15	5.15	5.15	5.15	5.15	5.95	5.54	2.56	
QUOTE TERRENO	5.49	5.35	5.30	5.06	4.62	4.51	6.32	6.57	6.96	8.18	8.40	7.77	5.36	4.06	3.87	4.06	4.23	4.35
PROGRESSIVE PROGETTO						-25.41 -23.07	-22.41	-20.20	-15.99 -14.87	-10.67	-5.34	-1.93						
PARZIALI PROGETTO						0.34	2.66	2.21	4.81	0.42	4.30	5.33	3.41					
QUOTE PROGETTO						4.49 4.49	4.49	4.49	7.69 7.61	7.74	7.90	7.80						

SEZIONE P.39
 PROGRESSIVA 44500.00

RI RILEVATO m² 9.13
 SC SCAVO m² 1.11
 in INERBIMENTO m 5.90
 sc SCOTICO m 20.58

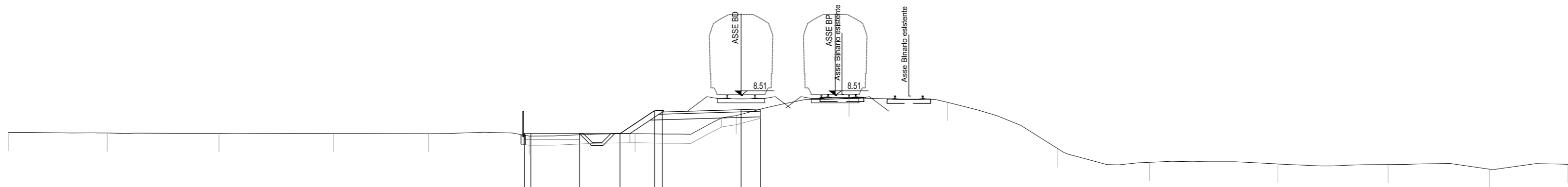


-27

PROGRESSIVE TERRENO	-48.19	-42.93	-37.79	-32.67	-26.91	-21.62	-16.20	-10.90	-4.60	0.67	7.62	12.38	17.85	22.89	28.79	33.86	38.98	40.00
PARZIALI TERRENO		6.26	5.14	5.12	5.76	5.29	5.42	5.30	6.30	5.27	6.95	4.76	5.47	5.14	5.79	5.08	5.82	0.32
QUOTE TERRENO	5.53	5.27	5.04	4.75	4.54	4.49	6.21	6.28	7.43	8.30	7.74	5.38	4.32	4.45	4.48	4.53	4.61	4.63
PROGRESSIVE PROGETTO						-23.39	-23.05	-20.39	-18.18	-13.92	-13.49	-8.10	-4.60	-3.15				
PARZIALI PROGETTO						0.34	2.66	2.21	4.26	0.43	4.30	7.74	4.59	1.45				
QUOTE PROGETTO						4.84	4.84	4.84	4.84	7.69	7.61	7.74	7.87	7.83				

SEZIONE P.40
 PROGRESSIVA 44600.00

RI RILEVATO m² 3.23
 in INERBIMENTO m 3.01
 sc SCOTICO m 12.96



-26

PROGRESSIVE TERRENO	-45.14	-38.74	-33.64	-27.38	-22.20	-16.70	-10.92	-5.40	0.76	6.15	12.15	17.16	24.17	30.18	35.72	40.00
PARZIALI TERRENO		5.40	6.10	6.25	5.19	5.50	5.78	5.52	6.16	5.39	6.00	5.01	7.01	6.01	5.54	4.28
QUOTE TERRENO	6.49	6.45	6.43	6.43	6.42	6.29	6.42	7.40	8.35	8.12	5.60	4.86	4.77	4.74	4.48	4.75
PROGRESSIVE PROGETTO						-16.96	-11.74	-5.14								
PARZIALI PROGETTO						0.24	2.66	2.22	1.88	0.42	4.30	1.07				
QUOTE PROGETTO						6.42	6.42	7.08	7.60	7.73	7.76					

