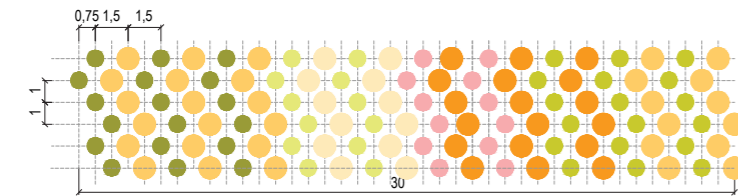
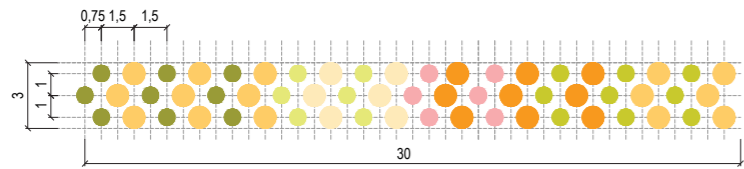


Fascia arbustiva mista

Quercio - carpineto

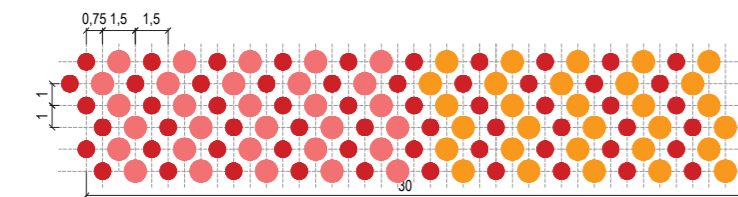
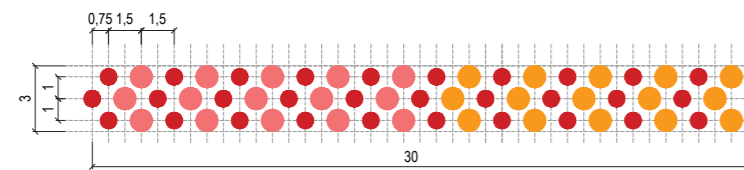
ARBUSTI MISTI



- Berberis vulgaris
- Ligustrum vulgare
- Euonymus europaeus
- Rosa canina
- Corylus avellana
- Crataegus monogyna
- Cornus mas


Alneto di Ontano nero

ARBUSTI MISTI



- Cornus sanguinea
- Sambucus nigra
- Crataegus monogyna

CONSOCIAZIONI VEGETALI	AMBITO					
	Naturalistico	%	Agricolo	%	Urbano-periurbano	%
Quercio-carpineto	<i>Berberis vulgaris</i>	28	<i>Berberis vulgaris</i>	28	<i>Berberis vulgaris</i>	28
	<i>Ligustrum vulgare</i>	22	<i>Ligustrum vulgare</i>	22	<i>Ligustrum vulgare</i>	22
	<i>E. europaeus</i>	22	<i>E. europaeus</i>	22	<i>E. europaeus</i>	22
	<i>Rosa rugosa</i>	28	<i>Rosa rugosa</i>	28	<i>Rosa rugosa</i>	28
	<i>Corylus avellana</i>	19	<i>Corylus avellana</i>	19	<i>Corylus avellana</i>	19
	<i>Crataegus monogyna</i>	15	<i>Crataegus monogyna</i>	15	<i>Crataegus monogyna</i>	15
	<i>Cornus mas</i>	12	<i>Cornus mas</i>	12	<i>Cornus mas</i>	12
	TOTALE	100	TOTALE	100	TOTALE	100
	Alneto di ontano nero	<i>Cornus sanguinea</i>	40	<i>Cornus sanguinea</i>	40	<i>Cornus sanguinea</i>
<i>Sambucus nigra</i>		30	<i>Sambucus nigra</i>	30	<i>Sambucus nigra</i>	30
<i>Crataegus monogyna</i>		30	<i>Crataegus monogyna</i>	30	<i>Crataegus monogyna</i>	30
TOTALE		100	TOTALE	100	TOTALE	100
SCHEDA TIPOLOGICO	Dimensione:					90mq (3mX30m)
	Quantità e dimensioni d'impianto:					60 arbusti (h.60-80cm)
	TOTALE					60




Berberis vulgaris




Ligustrum vulgare



Euonymus europaeus




Rosa rugosa



Corylus avellana




Crataegus monogyna



Cornus mas



Cornus sanguinea



Sambucus nigra



Crataegus monogyna