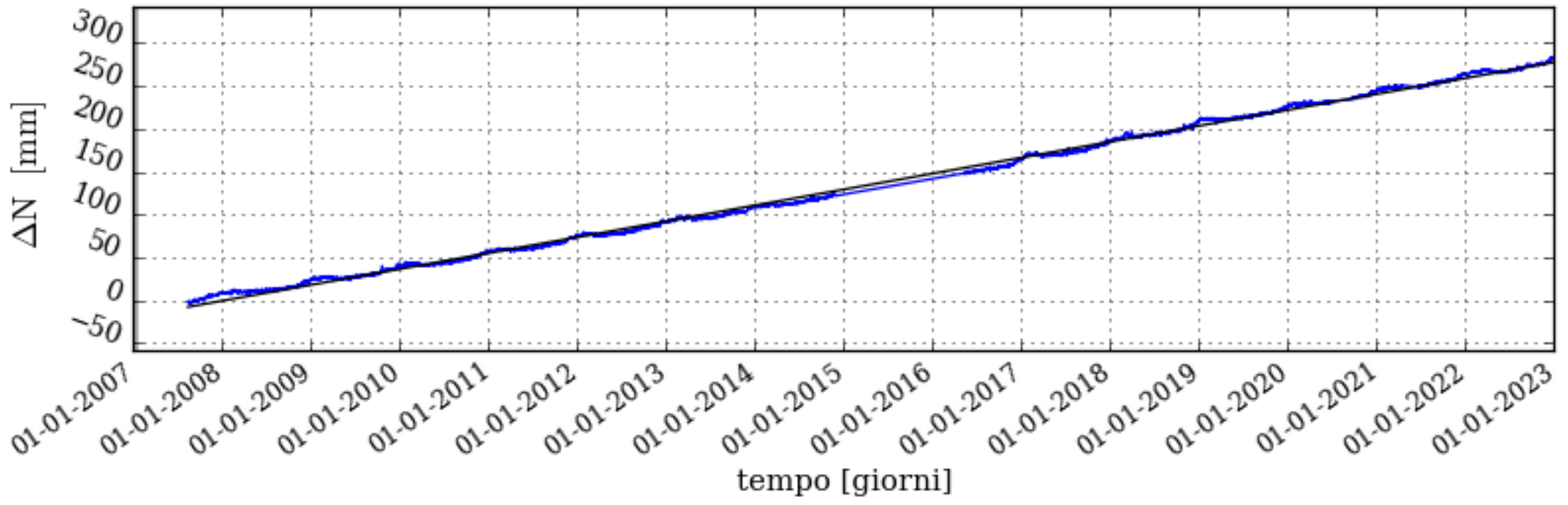


# Time series ITRF2014 AnemoneB

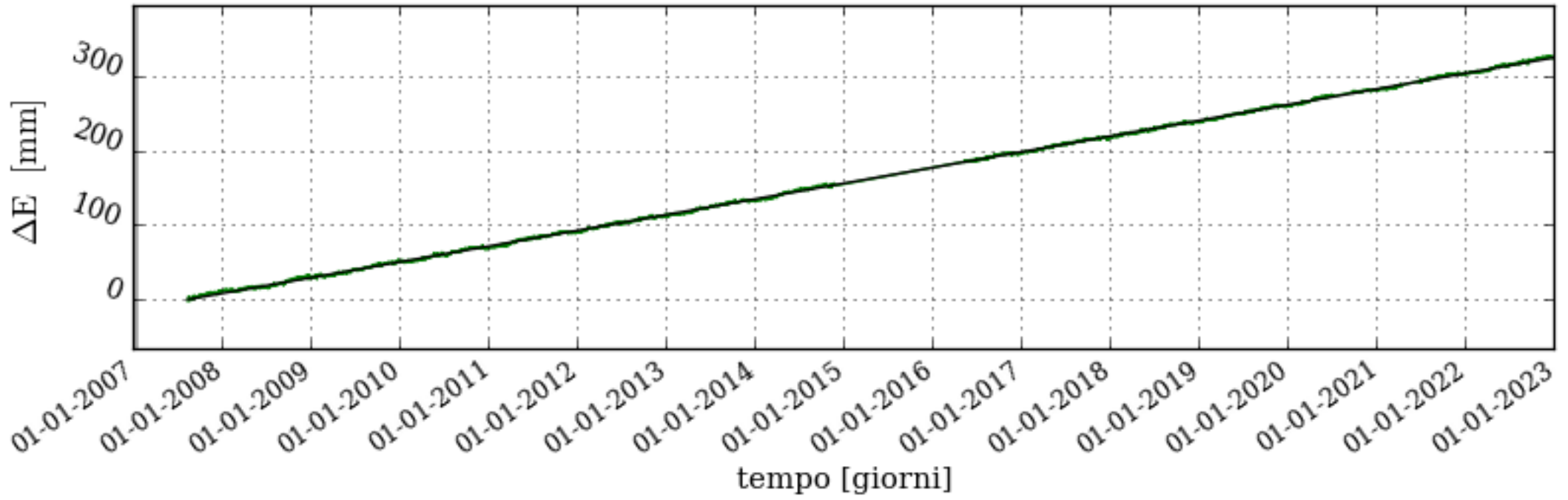
## Serie Storica Nord dal 08-08-2007 al 31-12-2022 AnemoneB



$Vel_n = 18.53 \pm 0.01 \text{ mm/y}$   
 $WRMS_n = 3.73 \text{ mm}$   
 $\chi^2 / \text{DOF} = 76.15$

— Nord  
— Regressione Lineare

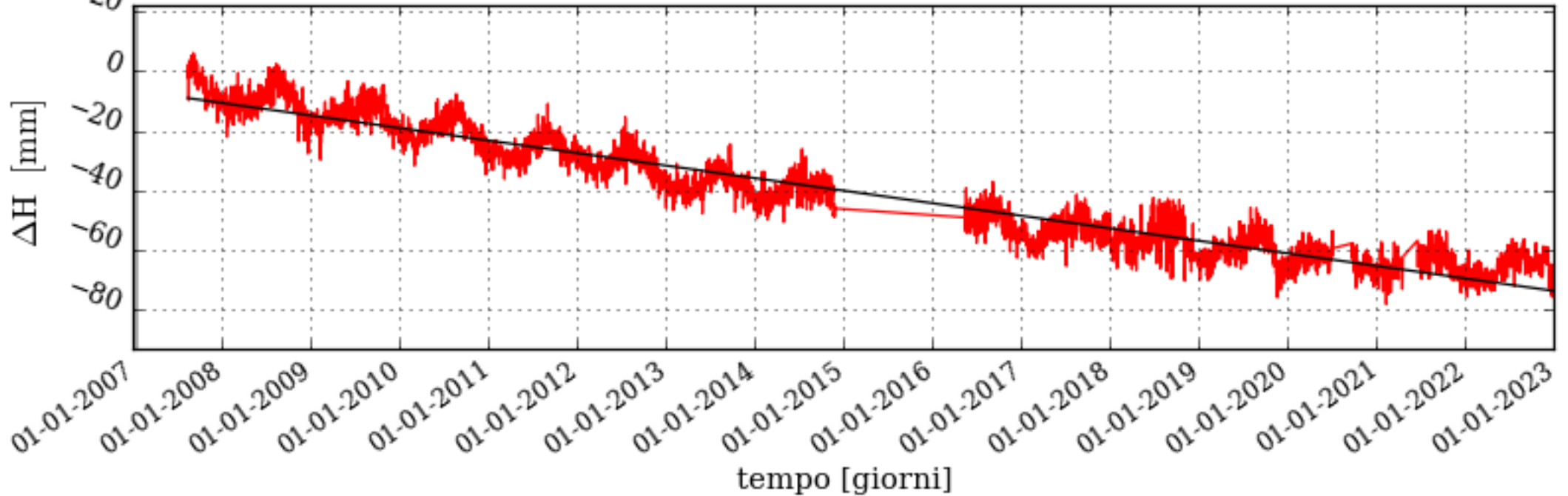
## Serie Storica Est dal 08-08-2007 al 31-12-2022 AnemoneB



$Vel_e = 21.17 \pm 0.0 \text{ mm/y}$   
 $WRMS_e = 1.59 \text{ mm}$   
 $\chi^2 / \text{DOF} = 20.95$

— Est  
— Regressione Lineare

## Serie Storica Quota dal 08-08-2007 al 31-12-2022 AnemoneB



$Vel_h = -4.22 \pm 0.02 \text{ mm/y}$   
 $WRMS_h = 5.21 \text{ mm}$   
 $\chi^2 / \text{DOF} = 12.66$

— Quota  
— Regressione Lineare