


PONTE SULLO STRETTO DI MESSINA



PROGETTO DEFINITIVO

EUROLINK S.C.p.A.

IMPREGILO S.p.A. (MANDATARIA)
 SOCIETÀ ITALIANA PER CONDOTTE D'ACQUA S.p.A. (MANDANTE)
 COOPERATIVA MURATORI E CEMENTISTI - C.M.C. DI RAVENNA SOC. COOP. A.R.L. (MANDANTE)
 SACYR S.A.U. (MANDANTE)
 ISHIKAWAJIMA - HARIMA HEAVY INDUSTRIES CO. LTD (MANDANTE)
 A.C.I. S.C.P.A. - CONSORZIO STABILE (MANDANTE)

<p>IL PROGETTISTA Dott. Ing. Giovanni Chiovetta Ordine Ingegneri Enna n°284 Dott. Ing. E. Pagani Ordine Ingegneri Milano n°15408</p> 	<p>IL CONTRAENTE GENERALE Project Manager (Ing. P.P. Marcheselli)</p>	<p>STRETTO DI MESSINA Direttore Generale e RUP Validazione (Ing. G. Fiammenghi)</p>	<p>STRETTO DI MESSINA Amministratore Delegato (Dott. P. Ciucci)</p>
--	---	--	---

<p><i>Unità Funzionale</i> <i>Tipo di sistema</i> <i>Raggruppamento di opere/attività</i> <i>Opera - tratto d'opera - parte d'opera</i> <i>Titolo del documento</i></p>	<p>COLLEGAMENTI VERSANTE SICILIA RILIEVI ACCERTAMENTI E INDAGINI IN CAMPO - INDAGINI AMBIENTALI ELEMENTI DI CARATTERE GENERALE STUDIO SUL RUMORE MONITORAGGIO EMISSIONI DI RUMORE PER LA MAPPATURA DI CLIMA ACUSTICO VOL.2/2</p>	<p>AS0106_F0</p>
---	---	-------------------------

CODICE	C G 3 2 0 0 A S D D S I 7 0 0 R M 0 0 0 0 0 0 1 8 F0
--------	--

REV	DATA	DESCRIZIONE	REDATTO	VERIFICATO	APPROVATO
F0	20/06/2011	EMISSIONE FINALE	CAMPIONE	RUSSO	CHIOVETTA

		Ponte sullo Stretto di Messina PROGETTO DEFINITIVO		
MONITORAGGIO EMISSIONI DI RUMORE PER LA MAPPATURA DI CLIMA ACUSTICO VOL.2/2	<i>Codice documento</i> AS0106_F0.docxF0		<i>Rev</i> F0	<i>Data</i> 20/06/2011

INDICE

INDICE	i
Monitoraggio emissioni di rumore per la mappatura di clima acustico vol.2/2.....	3
ALLEGATI.....	5
Schede di monitoraggio RUMORE Sicilia	7

		<p align="center">Ponte sullo Stretto di Messina PROGETTO DEFINITIVO</p>		
<p>MONITORAGGIO EMISSIONI DI RUMORE PER LA MAPPATURA DI CLIMA ACUSTICO VOL.2/2</p>	<p><i>Codice documento</i> AS0106_F0.docxF0</p>		<p><i>Rev</i> F0</p>	<p><i>Data</i> 20/06/2011</p>

		<p align="center">Ponte sullo Stretto di Messina PROGETTO DEFINITIVO</p>		
<p>MONITORAGGIO EMISSIONI DI RUMORE PER LA MAPPATURA DI CLIMA ACUSTICO VOL.2/2</p>	<p><i>Codice documento</i> AS0106_F0.docxF0</p>		<p><i>Rev</i> F0</p>	<p><i>Data</i> 20/06/2011</p>

Monitoraggio emissioni di rumore per la mappatura di clima acustico vol.2/2

		<p align="center">Ponte sullo Stretto di Messina PROGETTO DEFINITIVO</p>		
<p>MONITORAGGIO EMISSIONI DI RUMORE PER LA MAPPATURA DI CLIMA ACUSTICO VOL.2/2</p>	<p><i>Codice documento</i> AS0106_F0.docxF0</p>		<p><i>Rev</i> F0</p>	<p><i>Data</i> 20/06/2011</p>

ALLEGATI

		<p align="center">Ponte sullo Stretto di Messina PROGETTO DEFINITIVO</p>		
<p>MONITORAGGIO EMISSIONI DI RUMORE PER LA MAPPATURA DI CLIMA ACUSTICO VOL.2/2</p>	<p><i>Codice documento</i> AS0106_F0.docxF0</p>		<p><i>Rev</i> F0</p>	<p><i>Data</i> 20/06/2011</p>

Schede di monitoraggio RUMORE Sicilia

Punto	Ricettore R_24_S	Indirizzo SALITA SPERONE SERRE
-------	----------------------------	--

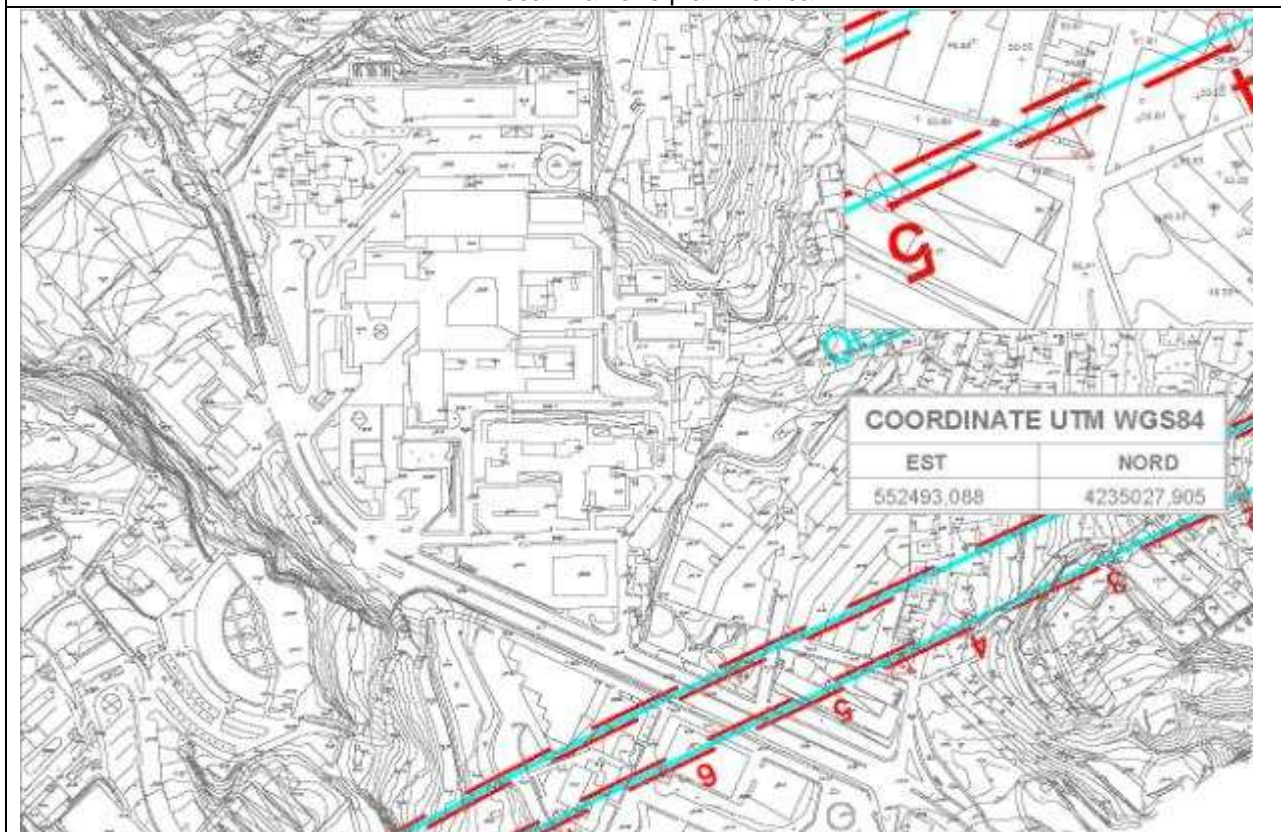
Sorgente stradale:								
	6/9h	9/14h	14/19h	19/22h	Media	22/2h	2/6 h	Media
Veic. Leggeri / 10'	30	27	36	18	27.75	25	10	17.5
Veic. Pesanti / 10'	0	1	1	0	0.5	0	0	0
Motocicli / 10'	3	2	12	15	8	8	4	6
	6/9h	9/14h	14/19h	19/22h	Media	22/2h	2/6 h	Media
Condizioni cielo	SERENO	SERENO	SERENO	SERENO		SERENO	SERENO	
Temperatura	23.3	25	27.3	24.5	25.03	21.4	19.6	20.5
Umidità relativa	68	72	78	73	72.75	68	63	65.5
Velocità vento	1.5	1.2	0.5	1.1	1.075	2.2	2.8	2.5
Direzione vento	N	N	NE	NE		NE	NE	

Fotografia del punto di misura



Punto	Ricettore	Indirizzo
	R_24_S	SALITA SPERONE SERRE

Localizzazione planimetrica



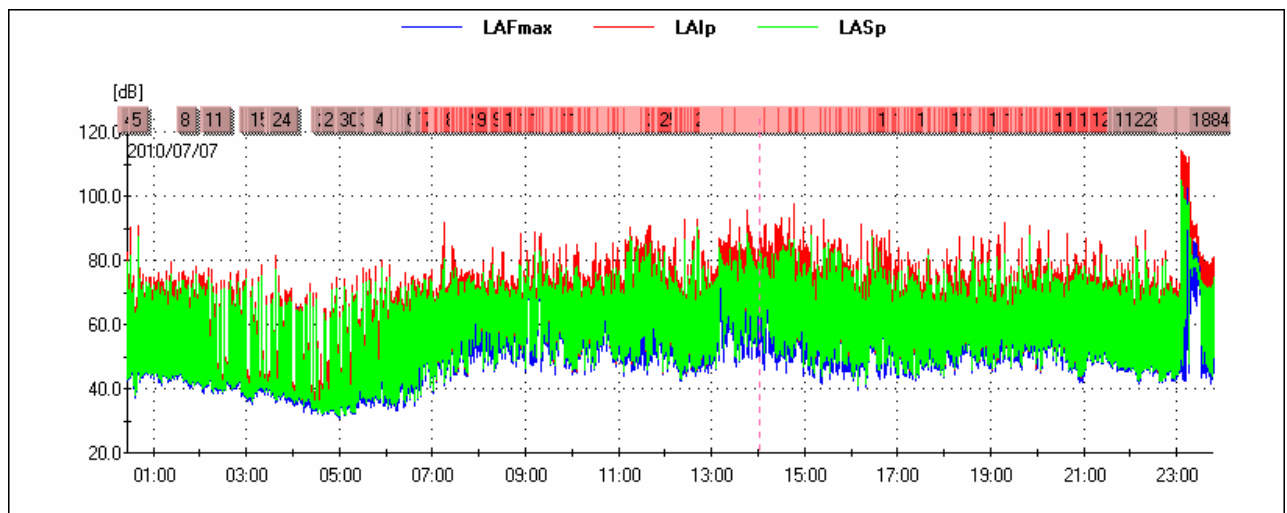
DATA	Tecnico competente: Studio tecnico ing. Giovanni Chiovetta	
	geom. Antonino Campione	Ing. Giovanni Chiovetta

RICONOSCIMENTO COMPONENTI IMPULSIVE

Il rumore presenta Componenti Impulsive (CI) quando sono verificate le condizioni seguenti:

- ripetitività di n° eventi impulsivi (n°10/ora di giorno e n°2/ora di notte);
- differenza tra LAI_{max} e LAS_{max} superiore a 6 dB;
- durata dell'evento a -10 dB dal valore LAF_{max} inferiore a 1 s.

La ripetitività viene dimostrata mediante registrazione grafica del livello di pressione sonora ponderato A fast effettuata durante il tempo di misura TM.



Lista degli impulsi nelle 24 ore

Ev	Inizio	Durata LAFmax-10dB[s]	LAFmax[dB]	LAI _{max} - LAS _{max} [dB]
1	2010/07/07 00:26:45	1.000	67.2	9.2
2	2010/07/07 00:27:59	0.750	58.8	10.4
3	2010/07/07 00:28:00	0.750	67.3	10.4
4	2010/07/07 00:30:56	0.750	88.2	9.2
5	2010/07/07 00:41:46	0.750	73.8	10.6
6	2010/07/07 01:42:12	1.000	57.8	9.4
7	2010/07/07 01:42:16	0.750	60.4	8.6
8	2010/07/07 01:43:20	0.875	72.1	7.0
9	2010/07/07 02:13:53	0.875	58.5	9.1
10	2010/07/07 02:18:50	0.750	57.1	10.1
11	2010/07/07 02:21:14	1.000	54.3	11.5
12	2010/07/07 03:09:16	1.000	60.0	7.5
13	2010/07/07 03:09:18	0.875	59.9	8.3
14	2010/07/07 03:15:07	1.000	71.7	7.4
15	2010/07/07 03:19:57	0.750	58.6	11.6
16	2010/07/07 03:41:03	0.750	52.2	9.6
17	2010/07/07 03:42:43	0.875	62.3	7.9
18	2010/07/07 03:42:44	1.000	60.5	7.4
19	2010/07/07 03:42:46	0.625	65.7	9.3
20	2010/07/07 03:42:52	0.750	57.0	9.4
21	2010/07/07 03:42:56	0.875	52.3	8.0
22	2010/07/07 03:42:57	0.625	61.0	10.7
23	2010/07/07 03:44:01	0.875	53.6	9.2
24	2010/07/07 03:47:31	0.875	52.6	9.3
25	2010/07/07 04:41:48	0.875	52.0	8.2
26	2010/07/07 04:41:55	0.750	54.7	9.7
27	2010/07/07 04:45:59	0.750	45.8	9.2
28	2010/07/07 04:55:06	0.625	49.6	10.8
29	2010/07/07 05:11:40	0.750	55.6	10.5
30	2010/07/07 05:13:51	0.750	47.8	10.1
31	2010/07/07 05:41:00	0.625	54.7	10.5

32	2010/07/07 05:50:25	0.625	56.5	12.0
33	2010/07/07 05:50:43	0.625	50.2	11.5
34	2010/07/07 05:51:55	0.750	50.0	8.6
35	2010/07/07 05:52:08	0.750	49.0	7.6
36	2010/07/07 05:52:11	0.625	60.6	12.3
37	2010/07/07 05:52:26	0.750	50.7	9.8
38	2010/07/07 05:52:28	0.750	51.7	9.4
39	2010/07/07 05:55:08	0.875	62.3	10.0
40	2010/07/07 05:55:10	1.000	53.3	9.5
41	2010/07/07 05:55:12	0.625	60.6	10.3
42	2010/07/07 05:55:14	0.750	53.2	9.1
43	2010/07/07 05:55:15	0.625	58.6	9.4
44	2010/07/07 05:56:03	0.750	51.9	10.1
45	2010/07/07 05:56:07	0.625	54.5	11.0
46	2010/07/07 05:59:01	0.875	47.6	6.7
47	2010/07/07 05:59:25	0.750	57.1	9.7
48	2010/07/07 06:00:52	0.875	63.7	9.8
49	2010/07/07 06:14:48	0.625	68.8	10.2
50	2010/07/07 06:15:04	0.625	57.4	12.0
51	2010/07/07 06:16:24	0.625	67.6	11.2
52	2010/07/07 06:16:59	1.000	51.5	8.9
53	2010/07/07 06:18:40	0.875	59.8	8.6
54	2010/07/07 06:19:00	0.875	58.8	8.9
55	2010/07/07 06:19:14	0.875	51.6	8.0
56	2010/07/07 06:21:20	0.625	58.0	9.1
57	2010/07/07 06:21:30	0.625	62.0	9.8
58	2010/07/07 06:22:06	0.750	59.2	8.8
59	2010/07/07 06:22:31	0.625	53.2	11.3
60	2010/07/07 06:22:53	0.750	63.4	9.3
61	2010/07/07 06:23:42	1.000	50.4	6.3
62	2010/07/07 06:23:56	0.625	63.4	10.5
63	2010/07/07 06:26:31	1.000	61.7	6.6
64	2010/07/07 06:27:52	0.750	56.9	8.2
65	2010/07/07 06:28:14	0.625	52.8	11.5

66	2010/07/07 06:31:48	0.750	51.6	9.3
67	2010/07/07 06:35:31	0.750	59.0	9.2
68	2010/07/07 06:37:08	0.750	50.9	9.8
69	2010/07/07 06:40:09	0.750	68.8	12.1
70	2010/07/07 06:51:23	1.000	60.6	6.3
71	2010/07/07 06:51:24	0.750	62.7	7.2
72	2010/07/07 06:51:25	0.875	63.7	6.6
73	2010/07/07 06:53:33	0.625	64.3	11.5
74	2010/07/07 06:53:49	1.000	68.5	8.0
75	2010/07/07 06:54:00	0.750	65.3	9.9
76	2010/07/07 06:54:53	1.000	73.6	6.9
77	2010/07/07 07:02:16	0.875	65.2	6.9
78	2010/07/07 07:12:57	0.750	66.0	8.6
79	2010/07/07 07:15:07	0.875	69.4	6.9
80	2010/07/07 07:15:58	0.500	88.0	11.1
81	2010/07/07 07:16:36	0.750	66.7	10.0
82	2010/07/07 07:20:20	0.750	66.3	10.0
83	2010/07/07 07:25:16	0.875	82.2	7.9
84	2010/07/07 07:28:22	1.000	80.5	9.0
85	2010/07/07 07:30:36	0.750	71.0	9.8
86	2010/07/07 07:41:39	0.875	62.8	6.9
87	2010/07/07 07:42:03	0.750	65.6	6.5
88	2010/07/07 07:42:11	0.625	66.9	9.9
89	2010/07/07 07:47:09	0.875	62.7	7.0
90	2010/07/07 07:50:35	1.000	70.6	9.1
91	2010/07/07 07:50:38	0.875	62.9	6.3
92	2010/07/07 07:52:31	0.875	70.3	7.5
93	2010/07/07 07:58:09	0.875	65.4	8.2
94	2010/07/07 08:03:26	1.000	68.3	6.7
95	2010/07/07 08:12:23	0.875	72.3	6.8
96	2010/07/07 08:28:51	1.000	79.9	9.2
97	2010/07/07 08:31:35	0.750	80.4	9.0
98	2010/07/07 08:31:42	0.750	75.2	7.6
99	2010/07/07 08:49:10	0.750	72.6	7.1

100	2010/07/07 08:49:19	0.750	67.6	8.9
101	2010/07/07 08:53:43	0.750	85.5	10.2
102	2010/07/07 09:08:27	0.750	62.8	7.9
103	2010/07/07 09:08:28	0.750	66.1	8.3
104	2010/07/07 09:08:33	0.750	71.8	8.9
105	2010/07/07 09:11:45	0.750	86.7	9.4
106	2010/07/07 09:19:40	1.000	86.5	7.7
107	2010/07/07 09:21:29	1.000	76.3	10.2
108	2010/07/07 09:25:57	0.875	81.7	8.1
109	2010/07/07 09:26:20	0.875	79.5	8.2
110	2010/07/07 09:26:26	0.750	70.9	7.9
111	2010/07/07 09:26:34	1.000	75.2	9.9
112	2010/07/07 09:35:22	0.750	79.7	9.4
113	2010/07/07 09:40:41	1.000	77.7	7.4
114	2010/07/07 09:44:43	0.625	79.8	11.8
115	2010/07/07 09:49:04	0.875	67.8	7.3
116	2010/07/07 09:49:27	1.000	70.8	6.5
117	2010/07/07 09:50:41	1.000	60.7	6.9
118	2010/07/07 09:51:03	0.750	71.1	8.5
119	2010/07/07 09:52:52	0.750	83.9	7.3
120	2010/07/07 09:53:06	0.875	62.5	7.3
121	2010/07/07 09:54:29	0.875	62.6	6.9
122	2010/07/07 10:01:26	0.875	60.8	7.0
123	2010/07/07 10:02:34	1.000	72.0	7.8
124	2010/07/07 10:03:26	0.750	74.9	8.6
125	2010/07/07 10:06:17	0.625	69.9	10.1
126	2010/07/07 10:06:19	0.625	71.6	10.5
127	2010/07/07 10:08:52	1.000	72.9	7.6
128	2010/07/07 10:09:26	1.000	80.8	7.9
129	2010/07/07 10:16:18	1.000	62.2	6.8
130	2010/07/07 10:26:53	0.750	76.2	9.5
131	2010/07/07 10:28:16	0.750	76.9	9.0
132	2010/07/07 10:28:58	0.625	77.2	9.9
133	2010/07/07 10:29:02	0.750	75.7	8.2

134	2010/07/07 10:30:35	0.875	62.6	7.8
135	2010/07/07 10:30:46	0.875	70.8	8.1
136	2010/07/07 10:30:55	1.000	82.7	9.3
137	2010/07/07 10:37:06	0.625	68.9	10.1
138	2010/07/07 10:37:37	1.000	72.4	8.2
139	2010/07/07 10:38:23	0.750	71.7	9.0
140	2010/07/07 10:39:39	0.750	68.6	8.6
141	2010/07/07 10:42:29	0.750	73.1	9.7
142	2010/07/07 10:43:36	0.875	76.8	7.1
143	2010/07/07 10:49:31	0.875	76.7	7.9
144	2010/07/07 10:49:33	0.750	75.1	9.1
145	2010/07/07 10:50:34	0.750	69.1	10.2
146	2010/07/07 10:51:04	0.750	73.8	9.4
147	2010/07/07 10:52:14	0.625	79.8	10.7
148	2010/07/07 10:53:29	0.625	67.5	10.3
149	2010/07/07 10:53:59	1.000	72.1	6.7
150	2010/07/07 10:54:10	1.000	69.8	8.6
151	2010/07/07 10:58:18	0.750	81.9	8.7
152	2010/07/07 10:58:53	0.875	80.0	7.8
153	2010/07/07 10:58:58	1.000	65.2	6.7
154	2010/07/07 11:01:11	1.000	74.9	8.5
155	2010/07/07 11:03:11	0.625	65.2	10.0
156	2010/07/07 11:04:05	0.750	66.9	9.1
157	2010/07/07 11:06:28	0.750	69.5	8.0
158	2010/07/07 11:06:41	0.625	65.7	9.9
159	2010/07/07 11:08:31	0.625	69.0	8.3
160	2010/07/07 11:08:33	0.750	69.0	10.4
161	2010/07/07 11:08:45	0.875	81.7	9.6
162	2010/07/07 11:08:49	0.625	71.1	7.4
163	2010/07/07 11:09:20	0.625	74.3	11.7
164	2010/07/07 11:13:00	0.750	74.5	9.8
165	2010/07/07 11:14:21	0.625	81.9	10.8
166	2010/07/07 11:14:23	0.625	72.8	11.3
167	2010/07/07 11:14:23	0.625	86.6	11.1

168	2010/07/07 11:14:48	0.625	82.0	11.4
169	2010/07/07 11:14:50	0.750	82.2	10.4
170	2010/07/07 11:14:59	0.750	69.3	9.3
171	2010/07/07 11:20:21	0.625	58.9	9.9
172	2010/07/07 11:20:26	0.625	71.2	10.8
173	2010/07/07 11:25:14	0.750	65.2	7.3
174	2010/07/07 11:25:54	0.875	75.7	11.3
175	2010/07/07 11:27:11	0.875	78.4	7.5
176	2010/07/07 11:27:12	0.750	79.0	6.9
177	2010/07/07 11:27:15	0.750	81.3	8.8
178	2010/07/07 11:27:37	0.875	79.3	9.1
179	2010/07/07 11:27:43	1.000	78.9	8.0
180	2010/07/07 11:27:51	0.750	74.9	6.4
181	2010/07/07 11:27:52	0.750	79.1	8.6
182	2010/07/07 11:27:54	0.875	75.9	7.3
183	2010/07/07 11:28:02	0.875	76.3	8.5
184	2010/07/07 11:28:19	0.875	68.9	6.4
185	2010/07/07 11:28:31	0.750	79.0	7.5
186	2010/07/07 11:28:35	0.750	74.2	8.2
187	2010/07/07 11:28:36	0.750	75.9	8.3
188	2010/07/07 11:28:37	0.750	76.4	8.1
189	2010/07/07 11:28:44	1.000	72.1	7.3
190	2010/07/07 11:29:46	0.625	69.6	11.2
191	2010/07/07 11:33:21	0.875	74.5	8.7
192	2010/07/07 11:33:32	0.750	72.9	6.6
193	2010/07/07 11:33:33	0.750	67.3	6.1
194	2010/07/07 11:33:39	0.875	79.3	7.4
195	2010/07/07 11:33:49	0.750	63.2	6.6
196	2010/07/07 11:33:55	1.000	57.8	6.1
197	2010/07/07 11:33:58	1.000	71.0	8.3
198	2010/07/07 11:34:07	0.750	80.8	9.7
199	2010/07/07 11:36:06	0.875	87.4	8.5
200	2010/07/07 11:36:41	1.000	73.0	7.6
201	2010/07/07 11:36:52	0.750	75.2	10.3

202	2010/07/07 11:36:56	0.875	84.4	8.7
203	2010/07/07 11:37:01	1.000	75.5	6.4
204	2010/07/07 11:37:05	0.750	79.7	9.4
205	2010/07/07 11:37:08	0.625	74.6	8.0
206	2010/07/07 11:37:13	0.875	72.0	7.7
207	2010/07/07 11:37:15	0.750	75.1	6.5
208	2010/07/07 11:37:27	0.750	74.9	8.4
209	2010/07/07 11:37:33	1.000	74.2	7.0
210	2010/07/07 11:38:05	0.875	67.0	8.9
211	2010/07/07 11:38:27	1.000	71.8	8.1
212	2010/07/07 11:38:42	0.875	71.0	8.1
213	2010/07/07 11:39:19	0.875	76.4	6.4
214	2010/07/07 11:40:16	0.875	79.6	7.6
215	2010/07/07 11:41:05	1.000	76.9	6.1
216	2010/07/07 11:41:40	0.875	82.5	6.3
217	2010/07/07 11:42:10	0.750	64.4	9.4
218	2010/07/07 11:42:20	1.000	60.9	8.5
219	2010/07/07 11:42:26	0.875	67.5	7.3
220	2010/07/07 11:42:27	0.875	67.6	8.7
221	2010/07/07 11:42:35	0.625	66.3	9.7
222	2010/07/07 11:42:37	0.750	69.1	9.5
223	2010/07/07 11:43:07	0.875	81.0	11.5
224	2010/07/07 11:43:18	0.500	74.0	11.1
225	2010/07/07 11:43:56	0.750	75.1	7.0
226	2010/07/07 11:43:58	0.750	80.5	8.6
227	2010/07/07 11:44:06	0.750	79.3	7.9
228	2010/07/07 11:44:09	1.000	74.8	7.9
229	2010/07/07 11:44:12	1.000	76.6	7.9
230	2010/07/07 11:44:38	0.625	76.5	9.8
231	2010/07/07 11:46:39	0.750	72.1	10.7
232	2010/07/07 11:46:40	0.875	66.3	8.6
233	2010/07/07 11:48:12	0.750	68.7	7.0
234	2010/07/07 11:48:13	0.750	61.9	6.3
235	2010/07/07 11:48:14	0.750	66.2	7.1

236	2010/07/07 11:49:51	0.750	69.2	7.7
237	2010/07/07 11:52:03	1.000	80.0	8.3
238	2010/07/07 11:52:07	0.750	76.5	8.4
239	2010/07/07 11:54:34	1.000	65.9	6.6
240	2010/07/07 11:54:46	0.625	69.3	9.4
241	2010/07/07 11:54:46	0.875	67.9	7.2
242	2010/07/07 11:54:49	0.625	70.0	10.3
243	2010/07/07 11:54:50	0.625	68.7	8.3
244	2010/07/07 11:56:12	0.625	72.9	8.7
245	2010/07/07 11:56:20	0.625	74.5	8.2
246	2010/07/07 11:56:26	0.625	77.2	9.8
247	2010/07/07 11:56:50	1.000	65.4	10.1
248	2010/07/07 12:05:57	0.875	64.9	7.2
249	2010/07/07 12:10:50	0.750	70.3	8.5
250	2010/07/07 12:11:32	0.500	80.6	11.4
251	2010/07/07 12:13:32	0.750	81.3	7.3
252	2010/07/07 12:13:52	0.625	82.3	10.0
253	2010/07/07 12:33:01	0.875	66.2	6.8
254	2010/07/07 12:33:38	1.000	56.6	8.2
255	2010/07/07 12:34:31	0.875	85.3	6.1
256	2010/07/07 12:36:01	0.625	68.1	11.8
257	2010/07/07 12:36:23	0.875	81.6	7.8
258	2010/07/07 12:40:58	0.750	67.3	8.2
259	2010/07/07 12:48:26	0.750	81.1	8.2
260	2010/07/07 12:52:10	0.875	78.4	6.3
261	2010/07/07 12:54:54	1.000	74.2	7.9
262	2010/07/07 12:55:52	0.625	65.3	11.6
263	2010/07/07 12:58:59	0.875	67.6	10.7
264	2010/07/07 13:10:34	0.625	74.0	12.3
265	2010/07/07 13:10:35	0.625	75.4	10.6
266	2010/07/07 13:10:36	0.625	78.4	10.0
267	2010/07/07 13:10:39	0.625	75.6	11.6
268	2010/07/07 13:12:40	0.625	77.1	7.9
269	2010/07/07 13:12:43	0.625	73.9	9.2

270	2010/07/07 13:12:59	0.625	74.1	8.5
271	2010/07/07 13:12:59	0.625	73.5	9.0
272	2010/07/07 13:13:00	0.625	75.0	10.5
273	2010/07/07 13:13:37	0.625	79.6	10.0
274	2010/07/07 13:13:42	0.625	71.3	9.0
275	2010/07/07 13:13:42	0.750	72.6	9.2
276	2010/07/07 13:14:07	0.625	76.2	8.5
277	2010/07/07 13:14:12	0.625	75.5	8.3
278	2010/07/07 13:14:13	0.625	75.3	9.1
279	2010/07/07 13:14:13	0.625	76.3	10.3
280	2010/07/07 13:14:54	0.625	78.7	8.6
281	2010/07/07 13:14:55	0.500	79.4	9.5
282	2010/07/07 13:14:55	0.625	78.2	9.2
283	2010/07/07 13:15:03	0.500	76.3	11.8
284	2010/07/07 13:15:04	0.625	75.1	10.1
285	2010/07/07 13:15:05	0.750	77.5	10.3
286	2010/07/07 13:15:07	0.625	76.6	10.9
287	2010/07/07 13:15:08	0.625	77.3	10.2
288	2010/07/07 13:15:08	0.750	76.1	9.1
289	2010/07/07 13:15:10	0.625	77.0	9.5
290	2010/07/07 13:15:36	0.750	82.1	8.8
291	2010/07/07 13:15:37	0.875	78.4	6.3
292	2010/07/07 13:16:02	0.625	70.6	9.4
293	2010/07/07 13:16:27	0.625	73.7	7.6
294	2010/07/07 13:16:28	0.500	74.4	8.7
295	2010/07/07 13:16:29	0.750	81.9	9.2
296	2010/07/07 13:16:31	0.625	72.2	6.3
297	2010/07/07 13:16:32	0.625	70.1	7.2
298	2010/07/07 13:16:34	0.625	70.6	9.6
299	2010/07/07 13:16:35	0.750	72.9	10.3
300	2010/07/07 13:16:36	0.625	71.9	8.9
301	2010/07/07 13:16:37	0.625	73.2	9.5
302	2010/07/07 13:16:38	0.625	72.8	8.7
303	2010/07/07 13:16:40	0.625	74.9	12.6

304	2010/07/07 13:16:41	0.625	71.2	11.1
305	2010/07/07 13:16:41	0.625	74.5	10.6
306	2010/07/07 13:16:45	0.750	73.1	9.0
307	2010/07/07 13:16:48	0.750	73.5	10.3
308	2010/07/07 13:16:50	0.625	75.7	10.3
309	2010/07/07 13:16:51	0.750	75.5	10.0
310	2010/07/07 13:16:57	0.625	73.7	9.1
311	2010/07/07 13:16:58	0.625	74.2	9.5
312	2010/07/07 13:16:59	0.625	71.9	10.5
313	2010/07/07 13:17:10	0.625	74.3	9.9
314	2010/07/07 13:17:11	0.625	76.3	10.6
315	2010/07/07 13:17:14	0.625	72.1	11.2
316	2010/07/07 13:17:15	0.625	73.4	11.2
317	2010/07/07 13:17:16	0.625	73.3	9.7
318	2010/07/07 13:17:17	0.500	76.4	10.1
319	2010/07/07 13:17:18	0.750	77.6	11.0
320	2010/07/07 13:17:20	0.625	75.0	10.9
321	2010/07/07 13:17:20	0.875	75.2	8.4
322	2010/07/07 13:17:23	0.625	73.8	9.7
323	2010/07/07 13:17:24	0.625	76.4	10.9
324	2010/07/07 13:17:25	0.500	76.0	10.6
325	2010/07/07 13:17:26	0.500	73.3	10.3
326	2010/07/07 13:17:26	0.625	73.5	9.5
327	2010/07/07 13:17:27	0.625	74.4	10.1
328	2010/07/07 13:17:29	0.750	70.6	10.0
329	2010/07/07 13:17:30	0.625	75.1	11.6
330	2010/07/07 13:17:31	0.625	74.9	10.3
331	2010/07/07 13:17:32	0.500	75.5	10.0
332	2010/07/07 13:17:34	0.750	78.1	7.5
333	2010/07/07 13:17:36	0.625	75.1	9.0
334	2010/07/07 13:17:39	0.625	77.9	10.6
335	2010/07/07 13:17:42	1.000	70.8	7.9
336	2010/07/07 13:18:04	0.750	73.8	9.0
337	2010/07/07 13:18:21	0.625	69.9	10.0

338	2010/07/07 13:18:21	0.625	68.7	8.7
339	2010/07/07 13:18:24	0.750	72.0	9.4
340	2010/07/07 13:18:27	0.750	70.6	10.3
341	2010/07/07 13:18:31	0.625	74.2	10.8
342	2010/07/07 13:18:32	0.625	72.4	9.8
343	2010/07/07 13:19:53	0.750	72.8	6.2
344	2010/07/07 13:19:56	0.750	73.2	9.7
345	2010/07/07 13:19:59	0.625	74.1	9.3
346	2010/07/07 13:21:28	0.625	78.3	11.7
347	2010/07/07 13:21:37	0.625	80.7	11.7
348	2010/07/07 13:21:57	0.750	75.9	10.6
349	2010/07/07 13:22:00	0.625	78.3	10.4
350	2010/07/07 13:22:02	0.625	76.7	10.3
351	2010/07/07 13:22:03	0.625	79.8	10.6
352	2010/07/07 13:22:04	0.625	76.3	10.7
353	2010/07/07 13:22:05	0.625	76.6	8.6
354	2010/07/07 13:22:07	0.750	77.3	10.0
355	2010/07/07 13:22:10	0.625	78.1	9.5
356	2010/07/07 13:22:18	0.750	77.2	10.1
357	2010/07/07 13:22:20	0.625	77.1	9.9
358	2010/07/07 13:22:22	0.500	80.1	10.9
359	2010/07/07 13:22:22	0.750	78.2	10.2
360	2010/07/07 13:22:27	0.625	77.7	12.2
361	2010/07/07 13:22:28	0.500	78.6	11.2
362	2010/07/07 13:22:31	1.000	78.6	10.8
363	2010/07/07 13:23:06	0.750	76.8	10.5
364	2010/07/07 13:23:07	0.625	77.7	10.0
365	2010/07/07 13:23:17	0.625	75.6	9.9
366	2010/07/07 13:23:23	0.625	75.4	8.5
367	2010/07/07 13:23:26	1.000	76.3	6.8
368	2010/07/07 13:23:59	0.625	83.0	10.1
369	2010/07/07 13:24:00	0.625	82.9	8.9
370	2010/07/07 13:24:49	0.625	77.2	11.8
371	2010/07/07 13:24:49	0.625	76.4	9.9

372	2010/07/07 13:24:56	0.750	74.5	8.4
373	2010/07/07 13:25:04	0.625	74.6	8.8
374	2010/07/07 13:25:07	0.625	78.9	11.8
375	2010/07/07 13:25:10	0.750	76.8	10.7
376	2010/07/07 13:25:12	0.625	78.3	10.8
377	2010/07/07 13:25:13	0.625	75.3	9.6
378	2010/07/07 13:25:15	0.625	76.6	9.9
379	2010/07/07 13:25:24	0.625	76.2	10.9
380	2010/07/07 13:25:25	0.625	74.0	9.0
381	2010/07/07 13:25:26	0.625	77.6	10.9
382	2010/07/07 13:25:28	0.500	77.5	10.5
383	2010/07/07 13:25:30	0.625	78.2	12.5
384	2010/07/07 13:25:30	0.625	79.1	11.1
385	2010/07/07 13:25:31	0.625	78.5	9.9
386	2010/07/07 13:25:33	0.625	77.7	8.8
387	2010/07/07 13:25:35	0.625	77.3	9.0
388	2010/07/07 13:25:42	0.625	76.0	10.0
389	2010/07/07 13:25:47	0.625	72.7	10.7
390	2010/07/07 13:25:47	0.750	74.8	10.6
391	2010/07/07 13:25:58	0.625	79.2	10.8
392	2010/07/07 13:26:04	0.625	76.1	10.9
393	2010/07/07 13:27:31	0.625	73.9	8.9
394	2010/07/07 13:27:32	0.625	73.5	8.4
395	2010/07/07 13:27:34	0.625	72.9	10.5
396	2010/07/07 13:27:34	0.625	72.2	9.0
397	2010/07/07 13:27:35	0.625	70.9	8.0
398	2010/07/07 13:30:07	0.750	78.1	7.4
399	2010/07/07 13:31:05	0.750	77.5	8.2
400	2010/07/07 13:31:34	0.625	74.2	10.6
401	2010/07/07 13:31:35	0.625	76.2	11.0
402	2010/07/07 13:31:37	0.625	76.2	10.4
403	2010/07/07 13:31:37	0.625	74.8	9.7
404	2010/07/07 13:31:38	0.500	79.7	11.6
405	2010/07/07 13:31:39	0.625	76.3	11.1

406	2010/07/07 13:31:39	0.625	77.7	10.0
407	2010/07/07 13:31:40	0.625	77.4	9.8
408	2010/07/07 13:31:43	0.625	75.1	9.5
409	2010/07/07 13:31:45	0.625	74.0	9.9
410	2010/07/07 13:31:46	0.625	73.0	8.0
411	2010/07/07 13:31:47	0.625	73.8	9.0
412	2010/07/07 13:31:48	0.625	73.6	8.4
413	2010/07/07 13:31:51	0.750	71.8	9.9
414	2010/07/07 13:31:56	0.625	77.3	9.0
415	2010/07/07 13:32:12	0.625	68.3	8.4
416	2010/07/07 13:32:13	0.625	69.0	6.9
417	2010/07/07 13:32:14	0.625	70.5	9.5
418	2010/07/07 13:32:14	0.625	71.9	9.0
419	2010/07/07 13:32:16	0.625	73.6	10.6
420	2010/07/07 13:32:21	0.750	77.0	10.3
421	2010/07/07 13:32:24	0.625	77.0	11.0
422	2010/07/07 13:33:30	0.625	75.4	9.2
423	2010/07/07 13:33:35	0.750	75.8	11.7
424	2010/07/07 13:33:43	0.625	73.4	11.8
425	2010/07/07 13:33:49	0.625	72.5	11.9
426	2010/07/07 13:33:50	0.625	74.5	10.3
427	2010/07/07 13:33:51	0.625	75.1	9.1
428	2010/07/07 13:33:53	0.625	76.2	9.8
429	2010/07/07 13:33:53	0.625	76.4	9.2
430	2010/07/07 13:33:57	0.625	74.5	9.1
431	2010/07/07 13:33:59	0.625	76.3	9.8
432	2010/07/07 13:34:00	0.500	78.3	10.4
433	2010/07/07 13:34:01	0.750	75.6	8.4
434	2010/07/07 13:34:03	0.750	74.6	9.5
435	2010/07/07 13:34:11	0.750	76.9	10.4
436	2010/07/07 13:34:13	0.625	76.8	9.5
437	2010/07/07 13:34:20	0.625	74.0	9.2
438	2010/07/07 13:34:28	0.625	77.3	10.1
439	2010/07/07 13:34:30	0.625	75.6	10.2

440	2010/07/07 13:34:37	0.625	74.6	12.0
441	2010/07/07 13:34:38	0.625	77.4	11.6
442	2010/07/07 13:35:18	0.875	67.0	9.7
443	2010/07/07 13:35:28	0.625	71.2	8.4
444	2010/07/07 13:35:29	0.625	71.6	8.9
445	2010/07/07 13:35:29	0.625	72.1	9.4
446	2010/07/07 13:35:39	0.625	72.5	8.7
447	2010/07/07 13:35:42	0.750	80.9	9.6
448	2010/07/07 13:39:36	0.625	74.3	9.1
449	2010/07/07 13:39:38	0.500	74.1	11.8
450	2010/07/07 13:39:39	0.625	75.3	9.6
451	2010/07/07 13:39:40	0.625	73.2	8.5
452	2010/07/07 13:39:41	0.625	74.1	8.8
453	2010/07/07 13:39:43	0.625	74.7	8.8
454	2010/07/07 13:39:53	0.750	72.6	8.3
455	2010/07/07 13:39:57	0.625	64.8	9.8
456	2010/07/07 13:39:57	0.750	64.8	8.6
457	2010/07/07 13:40:26	0.625	78.0	9.9
458	2010/07/07 13:40:27	0.625	76.4	9.8
459	2010/07/07 13:40:28	0.625	78.6	10.7
460	2010/07/07 13:40:29	0.625	77.7	9.3
461	2010/07/07 13:40:31	0.500	75.4	8.7
462	2010/07/07 13:40:31	0.625	74.6	8.1
463	2010/07/07 13:40:32	0.875	75.5	8.5
464	2010/07/07 13:40:38	0.625	66.9	9.6
465	2010/07/07 13:40:39	0.500	72.0	9.9
466	2010/07/07 13:40:40	0.625	73.8	10.5
467	2010/07/07 13:40:41	0.625	70.4	7.9
468	2010/07/07 13:40:42	0.750	70.5	9.6
469	2010/07/07 13:40:44	0.625	74.6	11.7
470	2010/07/07 13:41:03	0.750	72.2	9.7
471	2010/07/07 13:41:06	0.625	79.2	9.3
472	2010/07/07 13:41:31	0.625	73.7	10.0
473	2010/07/07 13:41:32	0.625	68.7	9.7

474	2010/07/07 13:41:33	0.625	72.0	9.4
475	2010/07/07 13:41:34	0.625	72.1	9.3
476	2010/07/07 13:41:36	0.625	74.2	9.5
477	2010/07/07 13:41:37	0.750	75.3	9.6
478	2010/07/07 13:41:39	0.750	78.2	8.6
479	2010/07/07 13:41:43	0.750	77.1	8.8
480	2010/07/07 13:41:44	0.625	76.2	8.6
481	2010/07/07 13:41:45	0.750	74.5	7.6
482	2010/07/07 13:41:47	0.625	72.1	9.9
483	2010/07/07 13:41:48	0.625	73.4	10.7
484	2010/07/07 13:41:50	0.750	75.1	10.0
485	2010/07/07 13:41:57	1.000	71.2	8.3
486	2010/07/07 13:42:06	0.625	71.7	7.5
487	2010/07/07 13:42:06	0.625	71.6	8.2
488	2010/07/07 13:42:07	0.625	72.7	8.3
489	2010/07/07 13:42:08	0.625	72.5	7.7
490	2010/07/07 13:42:09	0.625	74.2	9.1
491	2010/07/07 13:42:09	0.625	72.6	8.5
492	2010/07/07 13:42:10	0.750	73.2	7.7
493	2010/07/07 13:42:12	0.625	74.8	8.3
494	2010/07/07 13:42:13	0.750	74.4	8.1
495	2010/07/07 13:42:15	0.750	72.9	7.0
496	2010/07/07 13:42:16	0.625	71.9	6.9
497	2010/07/07 13:42:17	0.625	70.9	7.7
498	2010/07/07 13:42:25	0.625	71.7	7.9
499	2010/07/07 13:42:25	0.625	71.2	7.5
500	2010/07/07 13:42:26	0.625	70.6	7.7
501	2010/07/07 13:42:27	0.625	71.5	8.6
502	2010/07/07 13:42:28	0.750	71.4	8.5
503	2010/07/07 13:42:28	0.625	70.5	8.1
504	2010/07/07 13:42:29	0.625	70.5	8.5
505	2010/07/07 13:42:30	0.625	73.7	9.3
506	2010/07/07 13:42:39	0.625	74.5	8.6
507	2010/07/07 13:42:40	0.625	73.4	7.7

508	2010/07/07 13:42:41	0.625	72.5	7.7
509	2010/07/07 13:42:42	0.625	70.7	7.3
510	2010/07/07 13:42:44	0.625	70.9	11.3
511	2010/07/07 13:42:45	0.750	71.3	9.5
512	2010/07/07 13:42:47	0.625	70.8	10.9
513	2010/07/07 13:42:48	0.625	71.8	10.8
514	2010/07/07 13:42:48	0.750	73.3	9.5
515	2010/07/07 13:42:49	0.750	73.0	9.1
516	2010/07/07 13:44:16	0.625	73.9	7.3
517	2010/07/07 13:44:20	1.000	76.3	9.0
518	2010/07/07 13:44:21	0.500	75.5	9.6
519	2010/07/07 13:45:35	0.625	72.6	7.7
520	2010/07/07 13:45:37	0.625	72.7	10.0
521	2010/07/07 13:45:38	0.750	72.0	9.1
522	2010/07/07 13:45:40	1.000	87.3	7.4
523	2010/07/07 13:45:47	0.750	84.9	7.1
524	2010/07/07 13:46:10	0.750	88.5	8.2
525	2010/07/07 13:46:15	0.750	91.2	8.6
526	2010/07/07 13:46:16	0.875	89.7	6.9
527	2010/07/07 13:48:31	0.625	79.2	11.9
528	2010/07/07 13:48:32	0.500	75.1	11.5
529	2010/07/07 13:48:33	0.625	74.5	9.5
530	2010/07/07 13:48:34	0.625	72.4	9.3
531	2010/07/07 13:48:35	0.625	73.4	9.9
532	2010/07/07 13:48:35	0.625	74.7	10.3
533	2010/07/07 13:48:36	0.500	75.6	10.8
534	2010/07/07 13:48:37	0.625	75.4	10.1
535	2010/07/07 13:48:38	0.625	74.6	9.7
536	2010/07/07 13:48:44	0.625	72.3	6.7
537	2010/07/07 13:49:18	0.625	73.4	7.5
538	2010/07/07 13:49:54	0.750	74.2	9.7
539	2010/07/07 13:49:55	0.750	74.7	10.3
540	2010/07/07 13:49:57	0.750	74.8	9.7
541	2010/07/07 13:50:04	0.625	75.2	11.6

542	2010/07/07 13:50:05	0.750	72.5	10.3
543	2010/07/07 13:50:10	0.625	74.0	7.7
544	2010/07/07 13:50:11	0.625	73.0	8.2
545	2010/07/07 13:50:12	0.625	74.6	11.5
546	2010/07/07 13:50:13	0.625	72.7	9.9
547	2010/07/07 13:50:14	0.625	74.9	10.2
548	2010/07/07 13:50:15	0.625	76.0	9.9
549	2010/07/07 13:50:15	0.625	74.9	9.4
550	2010/07/07 13:50:16	0.625	74.6	9.0
551	2010/07/07 13:50:17	0.625	73.7	7.8
552	2010/07/07 13:50:19	0.625	73.3	10.1
553	2010/07/07 13:50:21	0.750	76.9	10.3
554	2010/07/07 13:50:22	0.750	74.8	8.0
555	2010/07/07 13:50:26	0.875	77.9	9.5
556	2010/07/07 13:51:35	0.875	79.9	6.5
557	2010/07/07 13:51:38	0.750	84.0	7.2
558	2010/07/07 13:51:57	0.625	73.2	10.1
559	2010/07/07 13:51:59	0.750	73.9	9.6
560	2010/07/07 13:52:04	0.625	73.1	10.0
561	2010/07/07 13:52:05	0.625	71.8	8.4
562	2010/07/07 13:52:06	0.625	74.1	10.6
563	2010/07/07 13:52:07	0.750	69.5	10.8
564	2010/07/07 13:52:08	0.625	71.7	8.6
565	2010/07/07 13:52:08	0.750	69.1	7.4
566	2010/07/07 13:52:10	0.625	73.3	10.7
567	2010/07/07 13:52:13	0.625	71.4	9.6
568	2010/07/07 13:52:15	0.625	74.4	11.5
569	2010/07/07 13:52:30	0.875	86.1	6.3
570	2010/07/07 13:52:37	0.625	71.0	8.2
571	2010/07/07 13:52:38	0.625	72.6	9.2
572	2010/07/07 13:52:38	0.625	71.1	8.7
573	2010/07/07 13:52:39	0.750	70.9	8.4
574	2010/07/07 13:52:40	0.750	74.8	9.8
575	2010/07/07 13:52:43	0.750	74.5	9.0

576	2010/07/07 13:52:44	0.625	76.7	10.9
577	2010/07/07 13:52:45	0.750	75.2	9.0
578	2010/07/07 13:52:47	0.625	75.2	9.0
579	2010/07/07 13:52:48	0.875	73.1	8.8
580	2010/07/07 13:52:49	0.625	74.2	10.1
581	2010/07/07 13:52:50	0.500	77.0	11.6
582	2010/07/07 13:52:52	0.625	74.7	8.2
583	2010/07/07 13:52:53	0.750	72.3	7.6
584	2010/07/07 13:52:54	0.625	74.7	9.9
585	2010/07/07 13:52:54	0.625	73.9	9.7
586	2010/07/07 13:55:15	0.625	77.1	9.9
587	2010/07/07 13:55:16	0.625	75.2	8.0
588	2010/07/07 13:55:17	0.750	74.8	8.3
589	2010/07/07 13:55:18	0.625	76.8	9.3
590	2010/07/07 13:55:19	0.625	79.1	10.3
591	2010/07/07 13:55:19	0.625	76.5	9.2
592	2010/07/07 13:55:20	0.625	77.5	9.4
593	2010/07/07 13:55:21	0.750	73.7	8.5
594	2010/07/07 13:55:22	0.750	74.0	8.5
595	2010/07/07 13:55:23	1.000	74.6	8.2
596	2010/07/07 13:55:25	0.750	74.8	10.6
597	2010/07/07 13:55:59	0.750	72.6	9.0
598	2010/07/07 13:56:40	0.750	74.0	10.0
599	2010/07/07 13:57:09	0.625	71.3	9.1
600	2010/07/07 13:57:11	0.625	68.0	8.5
601	2010/07/07 13:57:11	0.625	72.5	11.0
602	2010/07/07 13:57:12	0.625	68.0	10.1
603	2010/07/07 13:57:13	0.625	69.3	8.7
604	2010/07/07 13:57:14	0.625	66.9	7.4
605	2010/07/07 13:57:14	0.750	68.5	7.7
606	2010/07/07 13:57:15	0.750	67.6	7.2
607	2010/07/07 13:57:16	0.625	69.8	8.9
608	2010/07/07 13:57:20	0.750	65.4	10.4
609	2010/07/07 13:57:22	0.625	67.6	10.0

610	2010/07/07 13:57:24	0.625	66.5	8.5
611	2010/07/07 13:57:25	0.750	67.3	9.3
612	2010/07/07 13:58:08	0.750	64.4	9.9
613	2010/07/07 13:59:48	0.750	71.9	9.4
614	2010/07/07 14:01:19	0.750	70.1	9.4
615	2010/07/07 14:01:21	0.625	70.3	8.1
616	2010/07/07 14:01:23	0.750	74.5	9.1
617	2010/07/07 14:01:40	0.625	74.0	7.2
618	2010/07/07 14:02:41	0.875	78.2	7.0
619	2010/07/07 14:02:42	0.625	77.5	7.8
620	2010/07/07 14:02:43	0.625	79.0	8.9
621	2010/07/07 14:02:46	0.750	77.4	9.8
622	2010/07/07 14:03:10	1.000	83.9	6.8
623	2010/07/07 14:03:18	0.750	82.7	7.0
624	2010/07/07 14:04:18	1.000	75.8	8.0
625	2010/07/07 14:04:22	1.000	77.1	6.4
626	2010/07/07 14:04:29	0.625	78.8	9.9
627	2010/07/07 14:04:31	0.500	73.6	9.7
628	2010/07/07 14:04:34	0.875	76.7	10.2
629	2010/07/07 14:04:35	0.625	75.9	10.7
630	2010/07/07 14:04:37	0.625	78.4	8.5
631	2010/07/07 14:04:38	0.750	78.7	8.9
632	2010/07/07 14:04:39	1.000	77.3	8.8
633	2010/07/07 14:04:40	0.875	79.1	10.3
634	2010/07/07 14:04:42	0.625	82.6	11.5
635	2010/07/07 14:04:45	0.625	81.9	12.0
636	2010/07/07 14:04:46	0.500	75.5	11.9
637	2010/07/07 14:04:47	1.000	77.8	10.2
638	2010/07/07 14:04:48	0.750	73.1	7.7
639	2010/07/07 14:04:50	1.000	69.0	7.4
640	2010/07/07 14:05:01	1.000	83.3	6.9
641	2010/07/07 14:05:09	1.000	76.5	7.4
642	2010/07/07 14:05:14	0.875	77.1	7.4
643	2010/07/07 14:05:24	0.750	79.8	8.5

644	2010/07/07 14:05:34	0.625	71.9	9.9
645	2010/07/07 14:05:37	0.750	73.4	10.6
646	2010/07/07 14:05:39	0.625	66.8	7.9
647	2010/07/07 14:05:46	1.000	75.4	7.8
648	2010/07/07 14:05:55	0.875	80.6	8.0
649	2010/07/07 14:06:00	0.875	75.9	6.7
650	2010/07/07 14:06:02	1.000	72.0	7.4
651	2010/07/07 14:06:05	0.625	73.3	9.5
652	2010/07/07 14:06:09	1.000	69.0	9.2
653	2010/07/07 14:06:15	0.750	76.9	11.0
654	2010/07/07 14:06:28	0.750	70.8	9.9
655	2010/07/07 14:06:35	0.625	71.0	6.3
656	2010/07/07 14:07:12	0.750	75.3	8.7
657	2010/07/07 14:07:24	0.750	87.7	10.1
658	2010/07/07 14:07:40	0.500	78.3	13.2
659	2010/07/07 14:08:16	0.750	71.7	7.9
660	2010/07/07 14:08:33	0.625	70.3	6.9
661	2010/07/07 14:08:33	0.750	71.2	8.0
662	2010/07/07 14:08:38	0.875	79.7	7.8
663	2010/07/07 14:08:42	0.625	75.5	8.4
664	2010/07/07 14:08:43	0.625	76.4	9.4
665	2010/07/07 14:08:44	0.625	76.0	9.1
666	2010/07/07 14:08:44	0.625	76.7	9.5
667	2010/07/07 14:09:11	0.750	75.6	9.4
668	2010/07/07 14:09:16	1.000	71.6	8.2
669	2010/07/07 14:09:23	0.750	75.4	8.2
670	2010/07/07 14:09:30	0.750	71.1	6.5
671	2010/07/07 14:09:32	0.875	67.3	7.6
672	2010/07/07 14:09:34	1.000	71.5	7.9
673	2010/07/07 14:09:48	0.875	73.4	6.6
674	2010/07/07 14:10:08	0.625	74.6	10.4
675	2010/07/07 14:11:08	1.000	73.4	9.7
676	2010/07/07 14:13:09	0.750	69.0	7.3
677	2010/07/07 14:13:12	0.750	66.9	8.6

678	2010/07/07 14:13:14	0.625	70.2	7.9
679	2010/07/07 14:13:33	0.750	67.5	8.4
680	2010/07/07 14:13:35	0.750	71.2	9.4
681	2010/07/07 14:13:36	0.625	71.6	8.5
682	2010/07/07 14:13:37	0.625	71.7	7.8
683	2010/07/07 14:13:39	0.750	66.0	7.6
684	2010/07/07 14:13:40	0.625	68.6	7.9
685	2010/07/07 14:13:42	0.750	68.9	8.6
686	2010/07/07 14:13:45	0.625	67.1	9.2
687	2010/07/07 14:13:46	0.750	71.8	9.9
688	2010/07/07 14:13:48	0.625	70.1	9.5
689	2010/07/07 14:13:49	1.000	70.7	8.0
690	2010/07/07 14:14:33	0.625	69.5	8.9
691	2010/07/07 14:14:33	0.750	70.3	9.0
692	2010/07/07 14:15:05	0.625	82.6	10.8
693	2010/07/07 14:15:19	0.750	76.6	8.8
694	2010/07/07 14:15:21	0.750	77.7	10.2
695	2010/07/07 14:15:37	0.625	74.8	8.3
696	2010/07/07 14:15:38	0.625	75.2	9.4
697	2010/07/07 14:15:38	0.625	75.6	9.0
698	2010/07/07 14:15:39	0.625	77.0	9.1
699	2010/07/07 14:15:40	0.625	77.1	8.9
700	2010/07/07 14:15:41	0.625	78.9	9.8
701	2010/07/07 14:15:41	0.625	79.1	9.0
702	2010/07/07 14:15:42	0.625	78.9	9.3
703	2010/07/07 14:16:02	0.625	76.2	9.3
704	2010/07/07 14:16:02	0.750	77.1	9.2
705	2010/07/07 14:16:04	0.625	79.1	9.5
706	2010/07/07 14:16:04	0.625	78.4	8.1
707	2010/07/07 14:16:15	0.750	69.6	9.3
708	2010/07/07 14:16:15	0.625	69.6	7.9
709	2010/07/07 14:16:16	0.625	71.0	8.4
710	2010/07/07 14:16:17	0.750	70.4	7.9
711	2010/07/07 14:16:17	0.625	70.6	7.3

712	2010/07/07 14:16:18	0.750	69.1	7.3
713	2010/07/07 14:16:19	0.625	67.6	6.5
714	2010/07/07 14:16:20	0.625	69.8	8.4
715	2010/07/07 14:16:20	0.625	71.7	8.9
716	2010/07/07 14:16:21	0.625	72.0	8.8
717	2010/07/07 14:16:22	0.625	70.7	6.9
718	2010/07/07 14:16:23	0.625	69.8	7.3
719	2010/07/07 14:16:26	0.625	69.1	10.9
720	2010/07/07 14:16:27	0.625	68.9	8.2
721	2010/07/07 14:17:58	0.750	71.2	9.8
722	2010/07/07 14:18:00	0.625	74.9	8.8
723	2010/07/07 14:18:00	0.625	75.0	8.0
724	2010/07/07 14:18:01	0.625	78.4	9.9
725	2010/07/07 14:18:02	0.500	75.6	8.4
726	2010/07/07 14:18:03	0.625	75.9	8.4
727	2010/07/07 14:18:03	0.625	76.4	8.0
728	2010/07/07 14:18:04	0.625	74.8	7.4
729	2010/07/07 14:18:05	0.625	74.5	7.8
730	2010/07/07 14:18:06	0.625	73.5	7.6
731	2010/07/07 14:18:06	0.750	72.8	7.1
732	2010/07/07 14:18:08	0.625	71.3	8.8
733	2010/07/07 14:18:09	0.625	73.2	9.7
734	2010/07/07 14:18:13	0.625	71.2	8.2
735	2010/07/07 14:18:52	0.625	75.9	8.2
736	2010/07/07 14:18:53	0.625	74.1	7.4
737	2010/07/07 14:18:54	0.625	75.0	8.7
738	2010/07/07 14:18:55	0.625	77.0	10.1
739	2010/07/07 14:18:55	0.625	76.9	9.1
740	2010/07/07 14:18:56	0.625	76.5	9.2
741	2010/07/07 14:18:57	0.625	73.5	8.6
742	2010/07/07 14:18:58	0.750	72.0	8.4
743	2010/07/07 14:18:59	0.750	72.7	7.3
744	2010/07/07 14:19:06	0.750	78.0	9.7
745	2010/07/07 14:19:07	0.625	77.7	8.9

746	2010/07/07 14:19:08	0.625	74.9	7.9
747	2010/07/07 14:19:48	0.750	69.6	8.3
748	2010/07/07 14:19:52	0.750	68.6	9.0
749	2010/07/07 14:19:56	0.750	70.9	8.5
750	2010/07/07 14:20:18	0.750	66.9	7.2
751	2010/07/07 14:20:18	0.750	67.1	7.3
752	2010/07/07 14:20:20	0.625	68.4	7.4
753	2010/07/07 14:20:23	0.750	66.0	9.1
754	2010/07/07 14:20:25	0.875	64.8	6.9
755	2010/07/07 14:20:55	0.750	74.1	7.6
756	2010/07/07 14:20:56	0.750	73.7	8.0
757	2010/07/07 14:20:56	0.750	73.1	7.4
758	2010/07/07 14:20:57	0.625	73.6	8.4
759	2010/07/07 14:20:58	0.625	73.5	8.0
760	2010/07/07 14:20:59	0.625	74.6	9.2
761	2010/07/07 14:21:21	0.625	72.1	11.2
762	2010/07/07 14:21:31	0.625	68.9	7.5
763	2010/07/07 14:21:38	0.625	73.9	10.5
764	2010/07/07 14:21:39	0.625	74.1	9.4
765	2010/07/07 14:21:40	0.625	75.0	8.9
766	2010/07/07 14:21:41	0.625	76.2	8.8
767	2010/07/07 14:21:41	0.625	77.2	8.9
768	2010/07/07 14:21:42	0.625	76.0	8.0
769	2010/07/07 14:21:43	0.625	75.7	7.5
770	2010/07/07 14:21:44	0.625	76.3	8.6
771	2010/07/07 14:21:44	0.625	75.8	8.4
772	2010/07/07 14:21:45	0.625	73.0	7.8
773	2010/07/07 14:21:57	0.750	72.7	6.9
774	2010/07/07 14:21:59	0.625	74.0	7.1
775	2010/07/07 14:21:59	0.625	75.6	8.4
776	2010/07/07 14:22:00	0.625	72.1	7.4
777	2010/07/07 14:22:01	0.625	68.9	7.6
778	2010/07/07 14:22:08	1.000	71.7	10.3
779	2010/07/07 14:22:19	0.875	81.5	9.4

780	2010/07/07 14:23:15	0.625	78.3	7.0
781	2010/07/07 14:23:21	0.625	70.4	11.3
782	2010/07/07 14:23:22	0.625	71.4	9.9
783	2010/07/07 14:23:39	0.750	71.2	10.9
784	2010/07/07 14:23:41	0.750	73.3	8.6
785	2010/07/07 14:23:52	0.625	76.5	10.3
786	2010/07/07 14:23:57	0.750	76.4	10.0
787	2010/07/07 14:24:24	0.750	75.2	10.4
788	2010/07/07 14:24:25	0.625	72.2	8.1
789	2010/07/07 14:24:26	0.625	72.9	8.7
790	2010/07/07 14:24:27	0.625	71.1	7.4
791	2010/07/07 14:24:28	0.625	73.1	9.1
792	2010/07/07 14:24:30	0.625	74.7	9.6
793	2010/07/07 14:24:31	0.625	74.7	8.7
794	2010/07/07 14:24:32	0.625	72.3	8.7
795	2010/07/07 14:24:33	0.625	76.1	10.3
796	2010/07/07 14:24:33	0.625	74.8	9.4
797	2010/07/07 14:24:34	0.625	75.7	9.0
798	2010/07/07 14:24:35	0.625	78.0	10.6
799	2010/07/07 14:24:36	0.625	65.3	11.1
800	2010/07/07 14:24:39	0.625	59.9	13.2
801	2010/07/07 14:24:44	0.625	85.1	12.4
802	2010/07/07 14:24:45	0.625	84.6	11.6
803	2010/07/07 14:24:46	0.625	86.0	11.6
804	2010/07/07 14:25:01	0.875	79.0	6.8
805	2010/07/07 14:25:04	0.875	81.1	7.1
806	2010/07/07 14:25:07	0.750	75.5	7.1
807	2010/07/07 14:25:08	0.750	76.1	8.0
808	2010/07/07 14:25:10	0.625	86.8	10.2
809	2010/07/07 14:25:13	0.625	84.2	10.1
810	2010/07/07 14:25:14	0.875	76.7	9.6
811	2010/07/07 14:25:16	1.000	79.3	7.5
812	2010/07/07 14:25:19	0.750	77.6	7.4
813	2010/07/07 14:25:22	0.875	80.7	7.6

814	2010/07/07 14:25:26	0.750	75.5	7.2
815	2010/07/07 14:25:30	0.750	76.4	9.1
816	2010/07/07 14:25:35	0.750	68.5	7.2
817	2010/07/07 14:25:38	0.750	82.1	9.7
818	2010/07/07 14:25:41	0.625	74.9	8.2
819	2010/07/07 14:25:44	0.750	75.8	9.0
820	2010/07/07 14:25:52	0.875	77.5	7.5
821	2010/07/07 14:25:59	0.875	78.0	7.1
822	2010/07/07 14:26:02	0.750	81.6	8.3
823	2010/07/07 14:26:10	1.000	74.2	6.6
824	2010/07/07 14:26:12	1.000	74.6	8.1
825	2010/07/07 14:26:18	0.875	70.2	6.4
826	2010/07/07 14:26:19	0.625	73.6	9.0
827	2010/07/07 14:26:21	0.625	74.6	9.3
828	2010/07/07 14:26:39	0.625	67.9	10.8
829	2010/07/07 14:26:44	0.500	75.8	11.6
830	2010/07/07 14:26:45	0.625	76.6	10.8
831	2010/07/07 14:26:47	0.625	77.6	10.3
832	2010/07/07 14:26:47	0.625	78.7	10.5
833	2010/07/07 14:26:49	0.875	75.8	8.3
834	2010/07/07 14:26:54	0.625	75.7	10.4
835	2010/07/07 14:26:56	0.625	72.6	7.7
836	2010/07/07 14:26:56	0.625	78.9	10.8
837	2010/07/07 14:26:57	0.625	80.3	9.3
838	2010/07/07 14:26:58	0.625	72.4	10.5
839	2010/07/07 14:27:00	0.625	73.6	7.6
840	2010/07/07 14:27:00	0.625	75.8	8.8
841	2010/07/07 14:27:01	0.625	74.9	7.9
842	2010/07/07 14:27:02	0.625	73.7	7.4
843	2010/07/07 14:27:15	0.750	73.7	10.4
844	2010/07/07 14:27:17	0.625	81.7	10.0
845	2010/07/07 14:27:18	0.625	77.6	9.1
846	2010/07/07 14:27:18	0.625	79.0	8.3
847	2010/07/07 14:27:20	0.625	71.2	9.6

848	2010/07/07 14:27:20	0.625	69.9	8.3
849	2010/07/07 14:27:23	0.625	69.1	8.3
850	2010/07/07 14:27:24	0.625	71.3	9.4
851	2010/07/07 14:27:39	1.000	73.9	10.8
852	2010/07/07 14:28:43	0.625	85.9	11.5
853	2010/07/07 14:28:44	0.625	86.3	9.8
854	2010/07/07 14:29:17	0.625	74.4	6.5
855	2010/07/07 14:29:17	0.750	73.9	6.4
856	2010/07/07 14:29:20	0.750	66.1	7.6
857	2010/07/07 14:29:26	0.625	81.4	11.6
858	2010/07/07 14:29:26	0.625	82.5	10.8
859	2010/07/07 14:29:27	0.625	84.1	8.6
860	2010/07/07 14:29:30	0.625	81.7	9.3
861	2010/07/07 14:29:31	0.625	85.2	10.0
862	2010/07/07 14:29:32	0.500	87.5	10.1
863	2010/07/07 14:29:32	0.500	89.1	10.3
864	2010/07/07 14:29:33	0.625	87.5	9.6
865	2010/07/07 14:29:34	0.625	87.1	8.4
866	2010/07/07 14:29:35	0.625	86.8	8.3
867	2010/07/07 14:29:36	0.625	86.3	8.6
868	2010/07/07 14:29:37	0.500	85.4	8.2
869	2010/07/07 14:29:37	0.625	87.2	8.7
870	2010/07/07 14:29:39	0.500	85.1	8.9
871	2010/07/07 14:29:39	0.625	87.2	8.6
872	2010/07/07 14:29:40	0.625	85.9	8.6
873	2010/07/07 14:29:41	0.625	81.3	7.2
874	2010/07/07 14:29:44	0.625	82.2	11.0
875	2010/07/07 14:29:45	0.625	82.9	9.8
876	2010/07/07 14:29:47	0.625	85.1	9.9
877	2010/07/07 14:29:48	0.625	86.2	10.0
878	2010/07/07 14:29:49	0.625	87.4	8.8
879	2010/07/07 14:30:04	0.625	87.2	10.9
880	2010/07/07 14:34:44	0.875	80.6	8.0
881	2010/07/07 14:35:39	0.750	67.5	11.4

882	2010/07/07 14:36:48	0.750	72.6	7.6
883	2010/07/07 14:37:32	0.625	71.8	8.5
884	2010/07/07 14:37:43	0.875	76.2	7.2
885	2010/07/07 14:38:04	0.625	80.9	10.8
886	2010/07/07 14:38:06	0.625	81.2	10.4
887	2010/07/07 14:38:08	0.625	82.0	10.3
888	2010/07/07 14:38:10	0.625	83.8	10.6
889	2010/07/07 14:38:12	0.625	82.5	10.0
890	2010/07/07 14:38:14	0.625	83.5	10.2
891	2010/07/07 14:38:29	0.750	71.8	8.0
892	2010/07/07 14:38:41	0.875	81.1	6.4
893	2010/07/07 14:38:54	0.625	76.6	10.0
894	2010/07/07 14:38:59	0.750	86.1	8.0
895	2010/07/07 14:39:08	0.875	75.4	6.3
896	2010/07/07 14:39:11	0.750	73.4	9.9
897	2010/07/07 14:39:24	0.625	71.7	9.7
898	2010/07/07 14:39:53	0.875	91.9	6.5
899	2010/07/07 14:40:02	0.625	80.7	9.7
900	2010/07/07 14:40:04	0.750	76.5	7.8
901	2010/07/07 14:40:15	1.000	78.3	9.6
902	2010/07/07 14:40:19	0.625	78.7	8.6
903	2010/07/07 14:40:24	0.875	82.1	10.1
904	2010/07/07 14:40:33	0.875	81.6	8.7
905	2010/07/07 14:40:38	0.750	81.1	9.6
906	2010/07/07 14:41:05	1.000	64.1	6.7
907	2010/07/07 14:42:43	0.625	72.6	8.0
908	2010/07/07 14:42:45	0.625	71.3	9.8
909	2010/07/07 14:42:47	0.750	67.5	9.0
910	2010/07/07 14:42:54	0.750	66.0	9.5
911	2010/07/07 14:43:04	0.625	69.2	9.4
912	2010/07/07 14:43:35	0.875	76.4	7.3
913	2010/07/07 14:43:40	0.625	76.6	10.1
914	2010/07/07 14:43:44	0.750	76.1	7.4
915	2010/07/07 14:43:53	0.875	68.0	6.2

916	2010/07/07 14:43:55	0.625	62.0	6.6
917	2010/07/07 14:45:20	0.625	82.2	10.3
918	2010/07/07 14:45:48	0.750	94.1	10.9
919	2010/07/07 14:45:58	0.625	71.2	8.1
920	2010/07/07 14:46:08	0.625	70.2	9.8
921	2010/07/07 14:46:11	0.625	67.2	9.8
922	2010/07/07 14:46:26	0.625	71.3	9.4
923	2010/07/07 14:46:40	0.625	69.3	11.4
924	2010/07/07 14:46:42	0.875	71.2	9.6
925	2010/07/07 14:46:44	0.625	73.3	10.9
926	2010/07/07 14:46:47	0.875	67.9	7.9
927	2010/07/07 14:46:48	0.500	69.2	10.5
928	2010/07/07 14:46:49	0.625	71.5	10.5
929	2010/07/07 14:46:50	0.625	70.4	8.5
930	2010/07/07 14:46:51	0.625	68.6	9.1
931	2010/07/07 14:46:54	0.625	72.2	9.7
932	2010/07/07 14:46:56	0.625	71.9	9.4
933	2010/07/07 14:47:15	0.625	76.2	13.0
934	2010/07/07 14:47:17	0.625	73.5	9.1
935	2010/07/07 14:47:33	0.875	70.2	11.2
936	2010/07/07 14:48:08	0.750	80.4	10.5
937	2010/07/07 14:51:28	0.750	74.9	9.6
938	2010/07/07 14:53:33	0.750	72.1	9.7
939	2010/07/07 14:53:50	0.625	83.3	9.7
940	2010/07/07 14:55:07	0.625	75.2	12.7
941	2010/07/07 14:55:08	0.625	76.2	10.8
942	2010/07/07 14:55:09	0.625	76.4	9.7
943	2010/07/07 14:55:10	0.500	78.8	10.9
944	2010/07/07 14:55:11	0.625	77.1	9.6
945	2010/07/07 14:55:11	0.500	78.3	10.0
946	2010/07/07 14:55:12	0.625	77.7	9.5
947	2010/07/07 14:55:13	0.750	77.6	9.9
948	2010/07/07 14:55:18	0.750	78.8	10.6
949	2010/07/07 14:55:25	0.625	75.1	9.9

950	2010/07/07 14:55:31	0.625	71.8	9.6
951	2010/07/07 14:55:40	0.750	67.9	10.2
952	2010/07/07 14:55:42	0.625	67.9	9.5
953	2010/07/07 14:55:47	0.625	73.0	11.7
954	2010/07/07 14:55:49	0.500	75.2	10.9
955	2010/07/07 14:55:49	0.625	76.3	10.4
956	2010/07/07 14:55:51	0.625	73.2	9.7
957	2010/07/07 14:55:52	0.625	77.6	10.6
958	2010/07/07 14:55:53	0.625	76.4	9.0
959	2010/07/07 14:55:53	0.625	77.9	10.2
960	2010/07/07 14:55:54	0.500	76.1	9.3
961	2010/07/07 14:55:55	0.625	74.4	8.5
962	2010/07/07 14:55:56	0.625	72.9	8.0
963	2010/07/07 14:56:00	0.750	72.3	10.0
964	2010/07/07 14:56:01	0.625	73.0	11.1
965	2010/07/07 14:56:03	0.500	75.4	10.4
966	2010/07/07 14:56:04	0.625	72.6	9.4
967	2010/07/07 14:56:07	0.500	74.5	12.5
968	2010/07/07 14:56:08	0.625	74.6	9.1
969	2010/07/07 14:56:12	0.625	71.2	11.9
970	2010/07/07 14:56:14	0.625	74.2	10.3
971	2010/07/07 14:56:16	0.625	69.0	9.1
972	2010/07/07 14:56:17	0.625	70.9	10.4
973	2010/07/07 14:56:25	0.750	77.4	9.9
974	2010/07/07 14:56:27	0.625	72.5	9.5
975	2010/07/07 14:56:31	0.625	74.0	11.1
976	2010/07/07 14:56:32	0.625	73.9	11.0
977	2010/07/07 14:56:36	0.875	65.5	8.6
978	2010/07/07 14:56:38	0.500	74.5	11.2
979	2010/07/07 14:56:39	0.750	75.2	10.5
980	2010/07/07 14:56:46	0.625	72.8	10.8
981	2010/07/07 14:56:47	0.750	71.9	9.2
982	2010/07/07 14:56:57	0.625	76.1	10.3
983	2010/07/07 14:56:58	0.625	78.0	11.3

984	2010/07/07 14:56:59	0.625	73.1	10.0
985	2010/07/07 14:57:00	0.625	73.1	9.1
986	2010/07/07 14:57:01	0.625	75.2	10.5
987	2010/07/07 14:57:02	0.625	73.0	8.9
988	2010/07/07 14:57:03	0.625	75.1	9.6
989	2010/07/07 14:57:05	0.625	77.1	11.5
990	2010/07/07 14:57:35	0.625	77.0	13.0
991	2010/07/07 14:57:36	0.625	77.1	10.3
992	2010/07/07 14:57:50	1.000	74.2	10.9
993	2010/07/07 14:58:02	0.625	74.1	10.2
994	2010/07/07 14:58:18	0.500	73.4	12.5
995	2010/07/07 14:58:20	0.625	74.1	11.7
996	2010/07/07 14:58:23	0.500	76.7	9.7
997	2010/07/07 14:58:25	0.500	74.0	9.5
998	2010/07/07 14:58:35	1.000	68.1	9.5
999	2010/07/07 14:58:47	0.625	72.3	11.4
1000	2010/07/07 14:58:49	0.500	85.6	12.6
1001	2010/07/07 14:58:50	0.500	83.6	10.7
1002	2010/07/07 14:58:52	0.625	84.1	10.4
1003	2010/07/07 14:58:54	0.625	80.5	8.3
1004	2010/07/07 14:58:55	0.875	82.8	9.2
1005	2010/07/07 14:58:59	0.625	73.8	10.6
1006	2010/07/07 14:59:25	1.000	70.7	11.1
1007	2010/07/07 14:59:37	0.625	67.0	10.9
1008	2010/07/07 15:00:06	1.000	72.6	10.8
1009	2010/07/07 15:00:08	0.750	70.7	8.1
1010	2010/07/07 15:00:09	0.875	69.5	7.5
1011	2010/07/07 15:00:29	1.000	78.2	10.9
1012	2010/07/07 15:00:50	0.625	79.6	11.8
1013	2010/07/07 15:00:56	0.500	75.2	10.1
1014	2010/07/07 15:00:57	0.500	76.8	10.3
1015	2010/07/07 15:00:57	0.625	73.1	10.1
1016	2010/07/07 15:01:12	0.625	72.6	12.7
1017	2010/07/07 15:01:14	0.625	69.8	9.6

1018	2010/07/07 15:01:15	0.500	67.6	9.0
1019	2010/07/07 15:01:16	0.625	68.7	9.7
1020	2010/07/07 15:01:32	0.500	75.4	11.8
1021	2010/07/07 15:01:36	1.000	64.4	10.9
1022	2010/07/07 15:01:56	0.625	70.6	8.3
1023	2010/07/07 15:02:11	0.625	72.5	9.0
1024	2010/07/07 15:02:12	0.625	73.7	9.9
1025	2010/07/07 15:02:13	0.500	71.0	9.6
1026	2010/07/07 15:02:13	0.625	72.8	9.9
1027	2010/07/07 15:02:15	0.625	72.1	9.3
1028	2010/07/07 15:02:32	0.750	76.7	9.2
1029	2010/07/07 15:02:35	0.750	79.5	8.8
1030	2010/07/07 15:02:38	0.750	80.6	10.3
1031	2010/07/07 15:02:41	0.750	82.5	9.9
1032	2010/07/07 15:03:13	0.500	72.2	10.5
1033	2010/07/07 15:03:46	0.750	77.8	10.3
1034	2010/07/07 15:03:54	1.000	81.9	7.8
1035	2010/07/07 15:05:34	1.000	75.7	9.8
1036	2010/07/07 15:05:38	0.625	71.3	10.1
1037	2010/07/07 15:05:54	0.750	73.0	9.6
1038	2010/07/07 15:06:01	1.000	76.1	6.7
1039	2010/07/07 15:06:05	0.875	75.2	8.5
1040	2010/07/07 15:06:06	0.875	77.2	7.2
1041	2010/07/07 15:06:08	0.875	69.2	8.0
1042	2010/07/07 15:06:37	0.750	72.7	8.2
1043	2010/07/07 15:06:38	0.750	71.4	6.4
1044	2010/07/07 15:06:49	0.625	75.5	10.6
1045	2010/07/07 15:06:59	1.000	63.0	8.0
1046	2010/07/07 15:07:00	0.875	69.4	8.1
1047	2010/07/07 15:07:06	0.750	68.1	10.1
1048	2010/07/07 15:07:08	1.000	69.2	8.0
1049	2010/07/07 15:07:10	0.875	61.7	7.8
1050	2010/07/07 15:07:12	0.750	72.2	8.3
1051	2010/07/07 15:07:15	0.875	66.0	7.6

1052	2010/07/07 15:07:18	0.750	69.8	8.7
1053	2010/07/07 15:07:19	0.875	72.2	7.1
1054	2010/07/07 15:07:32	0.875	71.0	6.9
1055	2010/07/07 15:08:27	1.000	74.0	7.1
1056	2010/07/07 15:08:31	0.625	76.5	10.9
1057	2010/07/07 15:08:34	0.625	80.2	9.9
1058	2010/07/07 15:15:04	0.875	73.9	11.2
1059	2010/07/07 15:15:32	1.000	82.7	8.5
1060	2010/07/07 15:15:40	0.625	81.1	7.8
1061	2010/07/07 15:15:43	0.750	79.8	9.8
1062	2010/07/07 15:15:47	1.000	84.0	9.4
1063	2010/07/07 15:15:57	1.000	80.9	8.2
1064	2010/07/07 15:16:12	0.750	76.6	7.9
1065	2010/07/07 15:16:15	0.625	75.0	9.6
1066	2010/07/07 15:16:17	0.875	66.4	10.1
1067	2010/07/07 15:16:20	0.625	79.9	11.0
1068	2010/07/07 15:16:38	1.000	67.0	7.6
1069	2010/07/07 15:21:48	0.875	60.3	6.2
1070	2010/07/07 15:22:33	0.750	75.6	9.1
1071	2010/07/07 15:23:42	1.000	82.6	8.5
1072	2010/07/07 15:23:49	1.000	79.5	9.0
1073	2010/07/07 15:24:00	0.625	82.9	9.5
1074	2010/07/07 15:24:01	0.625	84.4	9.2
1075	2010/07/07 15:24:35	0.875	88.2	9.7
1076	2010/07/07 15:24:43	0.625	89.3	10.0
1077	2010/07/07 15:24:56	0.875	85.9	9.1
1078	2010/07/07 15:25:25	0.750	68.2	8.6
1079	2010/07/07 15:25:29	0.875	72.0	8.4
1080	2010/07/07 15:25:33	0.875	60.1	8.5
1081	2010/07/07 15:25:40	0.750	67.0	9.7
1082	2010/07/07 15:26:15	0.875	60.6	9.4
1083	2010/07/07 15:30:13	0.875	66.9	8.0
1084	2010/07/07 15:33:06	0.625	66.5	11.8
1085	2010/07/07 15:33:33	0.875	82.0	7.3

1086	2010/07/07 15:33:55	0.625	69.8	10.2
1087	2010/07/07 15:33:58	0.750	63.6	9.5
1088	2010/07/07 15:34:01	0.750	75.1	9.4
1089	2010/07/07 15:34:34	0.875	74.5	9.7
1090	2010/07/07 15:34:49	0.750	64.2	10.4
1091	2010/07/07 15:34:52	0.625	68.8	11.9
1092	2010/07/07 15:35:53	1.000	70.2	9.6
1093	2010/07/07 15:35:59	0.750	60.2	7.8
1094	2010/07/07 15:36:06	0.875	61.0	8.2
1095	2010/07/07 15:37:41	0.750	75.8	8.4
1096	2010/07/07 15:38:27	0.625	83.9	10.2
1097	2010/07/07 15:41:14	1.000	66.3	6.3
1098	2010/07/07 15:42:52	0.750	59.2	7.4
1099	2010/07/07 15:44:27	0.750	67.1	8.2
1100	2010/07/07 15:47:11	1.000	74.8	11.1
1101	2010/07/07 15:48:12	0.750	79.9	8.8
1102	2010/07/07 15:48:41	0.625	69.4	9.8
1103	2010/07/07 15:48:51	0.625	70.9	12.0
1104	2010/07/07 15:49:11	0.875	62.6	9.4
1105	2010/07/07 15:49:16	0.750	62.7	10.2
1106	2010/07/07 15:53:28	0.750	69.4	7.7
1107	2010/07/07 15:53:47	0.750	79.2	10.4
1108	2010/07/07 15:53:57	0.875	66.1	6.4
1109	2010/07/07 15:54:13	0.875	64.9	9.0
1110	2010/07/07 15:54:38	0.750	66.1	8.2
1111	2010/07/07 15:55:02	0.750	83.5	7.7
1112	2010/07/07 15:55:30	0.625	70.2	10.0
1113	2010/07/07 15:58:02	0.875	61.4	6.9
1114	2010/07/07 16:00:38	0.750	65.9	9.8
1115	2010/07/07 16:03:56	0.875	58.9	8.3
1116	2010/07/07 16:04:20	0.750	68.3	11.6
1117	2010/07/07 16:06:21	0.750	58.8	8.5
1118	2010/07/07 16:09:06	0.750	54.0	8.8
1119	2010/07/07 16:12:11	0.750	80.0	8.0

1120	2010/07/07 16:13:23	0.750	87.8	10.9
1121	2010/07/07 16:18:34	0.625	70.5	12.1
1122	2010/07/07 16:19:37	0.625	56.3	11.9
1123	2010/07/07 16:21:28	1.000	79.9	6.9
1124	2010/07/07 16:23:47	0.625	75.3	10.4
1125	2010/07/07 16:23:48	0.750	73.7	9.3
1126	2010/07/07 16:23:50	0.625	71.8	8.8
1127	2010/07/07 16:23:53	0.625	71.0	9.5
1128	2010/07/07 16:23:54	0.625	75.0	10.7
1129	2010/07/07 16:24:36	0.750	73.3	10.6
1130	2010/07/07 16:24:40	0.750	70.6	9.1
1131	2010/07/07 16:29:21	0.625	84.5	9.9
1132	2010/07/07 16:32:16	0.750	84.8	9.8
1133	2010/07/07 16:33:23	1.000	69.1	6.7
1134	2010/07/07 16:35:29	0.750	77.6	8.7
1135	2010/07/07 16:35:43	0.625	63.9	9.3
1136	2010/07/07 16:38:13	0.750	67.9	9.3
1137	2010/07/07 16:38:22	0.750	70.0	12.1
1138	2010/07/07 16:38:26	0.750	84.4	9.4
1139	2010/07/07 16:38:32	0.875	78.9	7.6
1140	2010/07/07 16:42:12	0.625	70.7	11.0
1141	2010/07/07 16:42:23	0.875	83.3	11.6
1142	2010/07/07 16:43:02	0.625	67.0	12.3
1143	2010/07/07 16:43:35	0.750	64.9	11.2
1144	2010/07/07 16:44:00	0.625	57.8	7.5
1145	2010/07/07 16:44:04	0.750	60.5	11.4
1146	2010/07/07 16:44:57	0.875	80.3	9.0
1147	2010/07/07 16:45:19	1.000	73.2	7.8
1148	2010/07/07 16:45:24	0.625	74.0	9.8
1149	2010/07/07 16:46:04	1.000	78.5	9.2
1150	2010/07/07 16:46:53	0.625	73.2	11.2
1151	2010/07/07 16:46:54	0.750	74.8	9.4
1152	2010/07/07 16:48:18	0.625	84.6	12.8
1153	2010/07/07 16:48:48	0.750	78.5	9.3

1154	2010/07/07 16:49:44	0.750	70.0	10.0
1155	2010/07/07 16:50:46	0.750	65.1	10.3
1156	2010/07/07 16:50:52	0.750	79.9	9.3
1157	2010/07/07 16:51:59	0.625	69.9	11.0
1158	2010/07/07 16:56:23	0.750	71.8	10.7
1159	2010/07/07 16:57:47	0.875	77.4	9.6
1160	2010/07/07 17:01:57	0.875	81.5	7.5
1161	2010/07/07 17:02:02	0.750	69.0	8.0
1162	2010/07/07 17:14:43	0.750	78.0	9.2
1163	2010/07/07 17:19:38	0.625	63.9	9.0
1164	2010/07/07 17:21:39	0.750	69.3	9.1
1165	2010/07/07 17:29:39	0.625	65.6	9.2
1166	2010/07/07 17:32:30	1.000	61.3	7.2
1167	2010/07/07 17:35:15	0.750	64.6	9.9
1168	2010/07/07 17:36:38	0.750	77.2	10.0
1169	2010/07/07 17:37:28	1.000	62.9	6.2
1170	2010/07/07 17:40:31	0.750	77.1	10.2
1171	2010/07/07 17:45:53	0.750	63.8	10.0
1172	2010/07/07 17:51:36	1.000	73.3	8.3
1173	2010/07/07 18:03:48	0.625	79.7	11.5
1174	2010/07/07 18:06:33	0.625	74.9	11.3
1175	2010/07/07 18:07:30	0.750	76.8	9.5
1176	2010/07/07 18:12:42	0.875	60.6	8.7
1177	2010/07/07 18:12:59	0.875	57.4	8.4
1178	2010/07/07 18:15:37	0.625	76.9	11.0
1179	2010/07/07 18:15:54	0.625	73.9	11.4
1180	2010/07/07 18:19:31	0.875	85.6	8.0
1181	2010/07/07 18:21:48	0.750	62.8	9.6
1182	2010/07/07 18:22:35	0.750	71.7	9.4
1183	2010/07/07 18:22:36	0.750	74.8	7.2
1184	2010/07/07 18:25:00	0.750	70.4	9.3
1185	2010/07/07 18:29:04	0.750	69.6	8.1
1186	2010/07/07 18:35:09	0.875	64.5	8.0
1187	2010/07/07 18:47:09	0.750	84.9	8.3

1188	2010/07/07 18:50:10	0.875	83.9	6.6
1189	2010/07/07 18:57:55	0.625	83.1	10.6
1190	2010/07/07 19:05:20	0.625	68.8	10.6
1191	2010/07/07 19:05:23	0.750	63.6	9.5
1192	2010/07/07 19:08:58	0.750	72.5	9.7
1193	2010/07/07 19:10:10	0.625	75.3	11.4
1194	2010/07/07 19:11:00	0.625	84.8	11.2
1195	2010/07/07 19:11:53	0.750	72.5	10.4
1196	2010/07/07 19:12:18	0.625	79.1	11.2
1197	2010/07/07 19:12:36	0.875	80.1	8.3
1198	2010/07/07 19:13:33	1.000	67.0	8.2
1199	2010/07/07 19:13:36	0.875	67.2	8.6
1200	2010/07/07 19:17:26	0.750	89.0	9.7
1201	2010/07/07 19:25:06	1.000	72.6	7.8
1202	2010/07/07 19:37:06	0.625	74.4	10.1
1203	2010/07/07 19:39:46	0.625	64.9	9.8
1204	2010/07/07 19:39:51	0.625	84.3	10.0
1205	2010/07/07 19:40:59	0.625	77.8	10.4
1206	2010/07/07 19:44:49	0.750	68.7	6.6
1207	2010/07/07 19:53:29	0.625	69.6	10.7
1208	2010/07/07 19:58:12	0.625	73.7	10.7
1209	2010/07/07 20:00:49	0.750	81.7	8.8
1210	2010/07/07 20:04:41	0.625	80.9	9.7
1211	2010/07/07 20:12:40	0.625	75.5	9.1
1212	2010/07/07 20:15:15	0.750	86.7	8.5
1213	2010/07/07 20:17:52	0.875	77.6	7.8
1214	2010/07/07 20:25:02	1.000	67.5	7.2
1215	2010/07/07 20:30:21	0.875	78.0	7.3
1216	2010/07/07 20:33:18	0.875	60.7	8.2
1217	2010/07/07 20:37:41	0.750	68.7	10.0
1218	2010/07/07 20:39:30	0.625	84.7	11.2
1219	2010/07/07 20:39:34	1.000	79.7	9.1
1220	2010/07/07 20:44:56	0.750	58.3	10.9
1221	2010/07/07 20:48:59	1.000	81.1	6.1

1222	2010/07/07 21:03:36	0.625	83.1	11.2
1223	2010/07/07 21:20:53	0.625	83.4	9.5
1224	2010/07/07 21:37:04	0.625	66.0	9.6
1225	2010/07/07 22:00:56	1.000	62.0	8.1
1226	2010/07/07 22:07:58	0.875	61.2	6.7
1227	2010/07/07 22:08:00	0.875	64.4	7.1
1228	2010/07/07 22:20:10	0.875	63.0	8.4
1229	2010/07/07 23:04:54	1.000	76.1	8.6
1230	2010/07/07 23:04:55	0.500	76.4	8.3
1231	2010/07/07 23:04:56	0.750	77.5	8.4
1232	2010/07/07 23:04:59	0.875	80.3	11.9
1233	2010/07/07 23:05:00	0.625	75.1	8.9
1234	2010/07/07 23:05:03	0.625	79.4	11.2
1235	2010/07/07 23:05:05	0.625	77.6	9.0
1236	2010/07/07 23:05:13	0.875	79.4	10.2
1237	2010/07/07 23:05:14	0.625	83.6	12.6
1238	2010/07/07 23:05:15	0.625	89.4	13.2
1239	2010/07/07 23:05:16	0.500	96.2	13.5
1240	2010/07/07 23:05:26	0.875	84.5	11.7
1241	2010/07/07 23:05:29	0.500	85.3	12.1
1242	2010/07/07 23:05:30	1.000	86.7	12.2
1243	2010/07/07 23:05:33	0.750	82.0	9.6
1244	2010/07/07 23:05:38	0.750	81.2	8.2
1245	2010/07/07 23:06:03	0.875	85.1	7.8
1246	2010/07/07 23:06:09	0.875	108.6	10.5
1247	2010/07/07 23:06:10	1.000	109.4	9.3
1248	2010/07/07 23:06:12	1.000	108.5	10.7
1249	2010/07/07 23:06:15	0.500	108.7	9.3
1250	2010/07/07 23:06:18	1.000	108.4	12.1
1251	2010/07/07 23:06:22	0.500	107.1	12.6
1252	2010/07/07 23:06:23	0.500	107.1	12.9
1253	2010/07/07 23:06:25	0.500	107.1	12.9
1254	2010/07/07 23:06:26	0.500	107.1	12.5
1255	2010/07/07 23:06:26	0.500	107.3	12.1

1256	2010/07/07 23:06:27	0.625	102.9	11.3
1257	2010/07/07 23:06:29	0.500	108.2	12.1
1258	2010/07/07 23:06:29	0.500	108.2	11.4
1259	2010/07/07 23:06:30	0.625	107.5	11.2
1260	2010/07/07 23:06:31	0.500	107.0	11.4
1261	2010/07/07 23:06:32	0.500	108.3	11.5
1262	2010/07/07 23:06:34	0.500	108.7	11.0
1263	2010/07/07 23:06:36	0.500	107.2	10.8
1264	2010/07/07 23:06:37	0.500	107.2	11.7
1265	2010/07/07 23:06:38	0.500	107.1	12.4
1266	2010/07/07 23:06:39	0.500	107.2	12.5
1267	2010/07/07 23:06:40	0.625	107.4	12.2
1268	2010/07/07 23:06:41	0.500	107.1	12.2
1269	2010/07/07 23:06:42	0.500	107.2	12.4
1270	2010/07/07 23:06:44	0.500	107.1	13.3
1271	2010/07/07 23:06:45	0.500	107.2	12.5
1272	2010/07/07 23:06:46	0.500	107.2	12.5
1273	2010/07/07 23:06:50	0.500	107.1	13.0
1274	2010/07/07 23:06:51	0.500	107.1	13.0
1275	2010/07/07 23:06:52	0.500	107.1	12.6
1276	2010/07/07 23:06:53	0.500	107.4	12.1
1277	2010/07/07 23:06:54	0.500	107.1	12.4
1278	2010/07/07 23:06:55	0.625	107.1	12.6
1279	2010/07/07 23:06:58	0.500	107.1	13.6
1280	2010/07/07 23:06:59	0.625	107.1	12.7
1281	2010/07/07 23:07:01	0.500	107.1	13.5
1282	2010/07/07 23:07:03	0.500	107.1	13.4
1283	2010/07/07 23:07:04	0.500	106.9	12.5
1284	2010/07/07 23:07:06	0.500	107.1	13.3
1285	2010/07/07 23:07:07	0.500	107.1	13.1
1286	2010/07/07 23:07:26	0.625	107.1	14.1
1287	2010/07/07 23:07:30	0.625	107.1	14.0
1288	2010/07/07 23:07:40	0.500	107.1	14.1
1289	2010/07/07 23:07:43	0.500	107.1	13.9

1290	2010/07/07 23:07:46	0.500	106.9	13.3
1291	2010/07/07 23:07:49	0.500	107.1	13.9
1292	2010/07/07 23:07:51	0.500	107.1	13.8
1293	2010/07/07 23:08:02	0.625	107.1	14.1
1294	2010/07/07 23:08:06	0.625	105.4	13.4
1295	2010/07/07 23:08:10	0.500	104.2	13.3
1296	2010/07/07 23:08:17	0.500	106.9	13.4
1297	2010/07/07 23:08:21	0.625	107.1	14.0
1298	2010/07/07 23:08:26	0.500	107.1	14.2
1299	2010/07/07 23:08:30	0.625	106.9	13.3
1300	2010/07/07 23:08:34	0.625	107.1	14.1
1301	2010/07/07 23:08:38	0.500	107.1	14.2
1302	2010/07/07 23:08:43	0.500	106.1	14.1
1303	2010/07/07 23:08:46	0.625	102.0	13.3
1304	2010/07/07 23:08:48	0.500	107.1	14.0
1305	2010/07/07 23:09:00	0.500	106.3	13.1
1306	2010/07/07 23:09:06	0.625	107.2	12.9
1307	2010/07/07 23:09:15	0.500	106.1	13.3
1308	2010/07/07 23:09:22	0.500	105.8	13.3
1309	2010/07/07 23:09:28	0.500	100.7	12.1
1310	2010/07/07 23:09:34	0.500	107.2	13.8
1311	2010/07/07 23:09:45	0.625	107.5	13.6
1312	2010/07/07 23:09:54	0.500	96.4	10.3
1313	2010/07/07 23:09:55	0.500	97.0	10.5
1314	2010/07/07 23:09:56	0.625	97.5	10.7
1315	2010/07/07 23:09:57	0.500	97.8	11.0
1316	2010/07/07 23:09:58	0.500	98.2	10.8
1317	2010/07/07 23:09:59	0.500	100.8	12.4
1318	2010/07/07 23:10:01	0.500	102.6	13.7
1319	2010/07/07 23:10:09	0.500	102.1	12.8
1320	2010/07/07 23:10:13	0.500	97.8	13.3
1321	2010/07/07 23:10:15	1.000	97.3	10.5
1322	2010/07/07 23:10:16	0.500	107.2	13.7
1323	2010/07/07 23:10:28	0.500	102.0	12.8

1324	2010/07/07 23:10:33	0.500	97.0	10.3
1325	2010/07/07 23:10:34	0.500	97.4	10.6
1326	2010/07/07 23:10:35	0.500	97.8	10.7
1327	2010/07/07 23:10:36	0.500	98.1	10.9
1328	2010/07/07 23:10:36	0.500	98.3	11.1
1329	2010/07/07 23:10:37	0.500	98.6	11.3
1330	2010/07/07 23:10:38	0.500	98.9	11.3
1331	2010/07/07 23:10:39	0.625	99.3	11.6
1332	2010/07/07 23:10:39	0.625	100.0	11.7
1333	2010/07/07 23:10:40	0.500	99.9	11.9
1334	2010/07/07 23:10:41	0.500	106.8	13.5
1335	2010/07/07 23:10:52	0.500	96.6	10.2
1336	2010/07/07 23:10:53	0.500	97.6	10.6
1337	2010/07/07 23:10:54	0.500	98.1	10.4
1338	2010/07/07 23:10:55	0.500	104.3	13.1
1339	2010/07/07 23:11:05	0.500	96.7	10.4
1340	2010/07/07 23:11:06	0.500	97.3	10.5
1341	2010/07/07 23:11:07	0.625	98.0	10.8
1342	2010/07/07 23:11:08	0.500	98.2	11.1
1343	2010/07/07 23:11:08	0.500	98.5	11.1
1344	2010/07/07 23:11:09	0.500	98.7	11.3
1345	2010/07/07 23:11:10	0.625	99.4	11.5
1346	2010/07/07 23:11:10	0.625	99.3	11.4
1347	2010/07/07 23:11:11	0.500	99.6	11.6
1348	2010/07/07 23:11:12	0.500	99.6	11.2
1349	2010/07/07 23:11:13	0.500	100.2	11.8
1350	2010/07/07 23:11:14	0.500	100.2	11.8
1351	2010/07/07 23:11:15	0.500	100.0	11.3
1352	2010/07/07 23:11:16	0.500	100.4	11.9
1353	2010/07/07 23:11:16	0.500	100.4	11.7
1354	2010/07/07 23:11:17	0.625	100.8	12.0
1355	2010/07/07 23:11:18	0.500	101.4	12.2
1356	2010/07/07 23:11:19	0.500	101.1	12.1
1357	2010/07/07 23:11:20	0.500	101.1	11.5

1358	2010/07/07 23:11:21	0.500	101.6	12.3
1359	2010/07/07 23:11:22	0.500	101.7	11.9
1360	2010/07/07 23:11:23	0.625	102.0	12.3
1361	2010/07/07 23:11:24	0.500	102.2	12.4
1362	2010/07/07 23:11:26	0.500	102.3	12.5
1363	2010/07/07 23:11:27	0.625	102.5	12.3
1364	2010/07/07 23:11:28	0.500	102.7	12.5
1365	2010/07/07 23:11:29	0.625	103.0	12.5
1366	2010/07/07 23:11:30	0.500	103.0	12.0
1367	2010/07/07 23:11:31	0.625	103.2	12.6
1368	2010/07/07 23:11:32	0.500	107.1	13.5
1369	2010/07/07 23:11:41	0.500	101.1	14.1
1370	2010/07/07 23:11:42	0.500	97.7	10.2
1371	2010/07/07 23:11:44	0.500	98.9	11.0
1372	2010/07/07 23:11:44	0.500	99.8	11.5
1373	2010/07/07 23:11:45	0.500	100.2	11.5
1374	2010/07/07 23:11:46	0.500	100.8	11.7
1375	2010/07/07 23:11:47	0.625	101.0	11.9
1376	2010/07/07 23:11:47	0.500	101.1	11.8
1377	2010/07/07 23:11:48	0.500	101.5	12.1
1378	2010/07/07 23:11:49	0.625	101.9	12.2
1379	2010/07/07 23:11:50	0.625	102.3	12.2
1380	2010/07/07 23:11:51	0.500	105.7	13.3
1381	2010/07/07 23:12:00	0.500	103.5	13.0
1382	2010/07/07 23:12:06	0.500	96.9	10.5
1383	2010/07/07 23:12:07	0.500	98.5	11.0
1384	2010/07/07 23:12:07	0.500	98.8	11.1
1385	2010/07/07 23:12:08	0.500	98.8	11.2
1386	2010/07/07 23:12:09	0.500	99.1	11.2
1387	2010/07/07 23:12:10	0.500	99.6	11.5
1388	2010/07/07 23:12:10	0.625	99.9	11.7
1389	2010/07/07 23:12:11	0.500	100.2	11.8
1390	2010/07/07 23:12:12	0.500	100.3	11.9
1391	2010/07/07 23:12:13	0.625	100.4	11.8

1392	2010/07/07 23:12:14	0.500	100.7	12.1
1393	2010/07/07 23:12:15	0.625	100.7	11.5
1394	2010/07/07 23:12:16	0.500	101.0	12.1
1395	2010/07/07 23:12:17	0.500	101.1	12.2
1396	2010/07/07 23:12:18	0.500	101.2	12.3
1397	2010/07/07 23:12:19	0.625	101.4	12.2
1398	2010/07/07 23:12:20	0.500	101.3	12.3
1399	2010/07/07 23:12:21	0.625	101.1	11.9
1400	2010/07/07 23:12:22	0.500	101.3	12.3
1401	2010/07/07 23:12:23	0.625	101.2	12.0
1402	2010/07/07 23:12:24	0.500	101.5	12.4
1403	2010/07/07 23:12:25	0.500	101.7	12.5
1404	2010/07/07 23:12:26	0.500	101.5	12.1
1405	2010/07/07 23:12:28	0.500	101.6	12.5
1406	2010/07/07 23:12:29	0.500	101.8	12.5
1407	2010/07/07 23:12:30	0.625	101.9	12.4
1408	2010/07/07 23:12:31	0.625	101.9	12.4
1409	2010/07/07 23:12:32	0.500	102.0	12.6
1410	2010/07/07 23:12:34	0.500	101.2	13.0
1411	2010/07/07 23:12:35	0.500	100.3	11.5
1412	2010/07/07 23:12:36	0.500	100.7	12.2
1413	2010/07/07 23:12:37	0.500	100.6	11.6
1414	2010/07/07 23:12:38	0.625	101.1	12.3
1415	2010/07/07 23:12:39	0.500	101.3	12.4
1416	2010/07/07 23:12:40	0.500	101.3	12.4
1417	2010/07/07 23:12:41	0.500	101.5	12.5
1418	2010/07/07 23:12:42	0.500	101.4	12.5
1419	2010/07/07 23:12:43	0.500	101.1	11.7
1420	2010/07/07 23:12:44	0.500	101.1	12.0
1421	2010/07/07 23:12:46	0.500	101.4	12.5
1422	2010/07/07 23:12:47	0.625	101.5	12.5
1423	2010/07/07 23:12:48	0.500	101.5	12.6
1424	2010/07/07 23:12:49	0.500	101.3	12.4
1425	2010/07/07 23:12:50	0.500	101.5	12.5

1426	2010/07/07 23:12:51	0.500	100.2	11.4
1427	2010/07/07 23:12:52	0.625	101.2	12.6
1428	2010/07/07 23:12:54	0.625	101.1	12.1
1429	2010/07/07 23:12:55	0.625	101.4	12.4
1430	2010/07/07 23:12:56	0.625	101.6	12.5
1431	2010/07/07 23:12:57	0.500	101.6	12.2
1432	2010/07/07 23:12:58	0.500	101.8	12.6
1433	2010/07/07 23:12:59	0.500	101.9	12.7
1434	2010/07/07 23:13:01	0.500	102.0	12.6
1435	2010/07/07 23:13:02	0.500	101.9	12.0
1436	2010/07/07 23:13:03	0.500	102.2	12.6
1437	2010/07/07 23:13:04	0.500	102.1	12.5
1438	2010/07/07 23:13:05	0.625	102.2	12.6
1439	2010/07/07 23:13:07	0.625	102.1	12.7
1440	2010/07/07 23:13:08	0.625	102.1	12.7
1441	2010/07/07 23:13:09	0.500	102.2	12.7
1442	2010/07/07 23:13:10	0.500	102.2	12.7
1443	2010/07/07 23:13:12	0.625	102.0	12.7
1444	2010/07/07 23:13:13	0.500	102.0	12.7
1445	2010/07/07 23:13:14	0.500	102.2	12.8
1446	2010/07/07 23:13:15	0.625	101.9	12.7
1447	2010/07/07 23:13:17	0.500	102.0	12.7
1448	2010/07/07 23:13:18	0.500	102.3	12.8
1449	2010/07/07 23:13:19	0.500	102.5	12.8
1450	2010/07/07 23:13:20	0.500	102.3	12.6
1451	2010/07/07 23:13:22	0.625	102.2	12.6
1452	2010/07/07 23:13:23	0.500	102.6	12.5
1453	2010/07/07 23:13:24	0.625	103.2	12.8
1454	2010/07/07 23:13:26	0.500	103.3	12.9
1455	2010/07/07 23:13:27	0.500	103.5	13.0
1456	2010/07/07 23:13:28	0.625	103.6	12.8
1457	2010/07/07 23:13:30	0.625	103.9	12.9
1458	2010/07/07 23:13:31	0.625	103.3	12.8
1459	2010/07/07 23:13:33	0.500	103.4	12.6

1460	2010/07/07 23:13:34	0.500	103.8	13.0
1461	2010/07/07 23:13:35	0.625	104.7	12.6
1462	2010/07/07 23:13:37	0.500	105.3	13.3
1463	2010/07/07 23:13:39	0.500	105.1	13.3
1464	2010/07/07 23:13:40	0.500	105.2	13.4
1465	2010/07/07 23:13:42	0.500	105.2	13.3
1466	2010/07/07 23:13:44	0.625	105.2	13.2
1467	2010/07/07 23:13:45	0.500	105.2	13.4
1468	2010/07/07 23:13:47	0.500	105.1	13.3
1469	2010/07/07 23:13:49	0.625	105.0	13.1
1470	2010/07/07 23:13:50	0.625	104.8	13.0
1471	2010/07/07 23:13:52	0.500	104.8	13.2
1472	2010/07/07 23:13:54	0.625	104.9	13.1
1473	2010/07/07 23:13:55	0.500	105.0	13.3
1474	2010/07/07 23:13:57	0.500	104.8	13.2
1475	2010/07/07 23:13:59	0.500	104.8	13.2
1476	2010/07/07 23:14:00	0.500	104.8	13.3
1477	2010/07/07 23:14:02	0.500	104.7	13.2
1478	2010/07/07 23:14:03	0.500	104.6	13.3
1479	2010/07/07 23:14:05	0.500	104.2	12.5
1480	2010/07/07 23:14:07	0.500	104.3	13.2
1481	2010/07/07 23:14:08	0.500	104.3	13.3
1482	2010/07/07 23:14:10	0.625	103.8	12.8
1483	2010/07/07 23:14:11	0.500	103.8	13.2
1484	2010/07/07 23:14:13	0.500	102.9	13.0
1485	2010/07/07 23:14:15	0.500	102.8	13.1
1486	2010/07/07 23:14:16	0.500	102.7	13.0
1487	2010/07/07 23:14:17	0.625	102.7	12.9
1488	2010/07/07 23:14:19	0.500	102.6	13.0
1489	2010/07/07 23:14:21	0.500	101.0	12.8
1490	2010/07/07 23:14:22	0.500	100.1	12.4
1491	2010/07/07 23:14:23	0.500	100.9	12.7
1492	2010/07/07 23:14:24	0.500	100.4	12.5
1493	2010/07/07 23:14:26	0.625	100.7	12.6

1494	2010/07/07 23:14:27	0.500	100.6	12.6
1495	2010/07/07 23:14:28	0.500	100.5	12.4
1496	2010/07/07 23:14:29	0.500	100.7	12.7
1497	2010/07/07 23:14:31	0.500	100.6	12.5
1498	2010/07/07 23:14:32	0.500	100.4	12.2
1499	2010/07/07 23:14:33	0.625	100.5	12.2
1500	2010/07/07 23:14:34	0.500	100.9	12.6
1501	2010/07/07 23:14:35	0.625	100.8	12.6
1502	2010/07/07 23:14:37	0.625	100.8	12.6
1503	2010/07/07 23:14:38	0.500	100.7	12.6
1504	2010/07/07 23:14:39	0.500	100.9	12.7
1505	2010/07/07 23:14:40	0.500	100.7	12.0
1506	2010/07/07 23:14:42	0.500	100.9	12.7
1507	2010/07/07 23:14:43	0.500	100.9	12.7
1508	2010/07/07 23:14:44	0.500	101.2	12.8
1509	2010/07/07 23:14:45	0.500	101.0	12.7
1510	2010/07/07 23:14:47	0.500	101.1	12.8
1511	2010/07/07 23:14:48	0.500	100.9	12.7
1512	2010/07/07 23:14:49	0.500	100.0	12.7
1513	2010/07/07 23:14:51	0.500	99.7	12.4
1514	2010/07/07 23:14:52	0.500	99.6	12.4
1515	2010/07/07 23:14:53	0.625	99.7	12.3
1516	2010/07/07 23:14:54	0.500	98.9	12.1
1517	2010/07/07 23:14:55	0.500	98.5	12.0
1518	2010/07/07 23:14:56	0.500	97.6	11.6
1519	2010/07/07 23:14:56	0.500	97.1	11.2
1520	2010/07/07 23:14:57	0.500	97.3	11.3
1521	2010/07/07 23:14:58	0.500	98.7	11.9
1522	2010/07/07 23:14:59	0.500	100.8	12.2
1523	2010/07/07 23:15:00	0.625	98.9	11.9
1524	2010/07/07 23:15:01	0.500	107.1	13.9
1525	2010/07/07 23:15:35	0.500	91.9	9.4
1526	2010/07/07 23:15:36	0.625	92.4	10.3
1527	2010/07/07 23:15:38	0.500	92.6	10.4

1528	2010/07/07 23:15:39	0.500	92.7	10.5
1529	2010/07/07 23:15:39	0.500	93.0	10.9
1530	2010/07/07 23:15:40	0.500	93.0	10.7
1531	2010/07/07 23:15:41	0.500	93.0	10.7
1532	2010/07/07 23:15:42	0.500	92.8	10.2
1533	2010/07/07 23:15:42	0.500	93.0	10.8
1534	2010/07/07 23:15:43	0.500	93.0	10.8
1535	2010/07/07 23:15:44	0.500	93.0	10.8
1536	2010/07/07 23:15:44	0.500	93.1	10.9
1537	2010/07/07 23:15:45	0.625	93.0	10.8
1538	2010/07/07 23:15:46	0.500	93.0	11.0
1539	2010/07/07 23:15:46	0.500	93.1	11.1
1540	2010/07/07 23:15:47	0.500	93.2	11.1
1541	2010/07/07 23:15:47	0.625	93.0	10.6
1542	2010/07/07 23:15:48	0.500	93.4	11.2
1543	2010/07/07 23:15:49	0.500	93.4	11.1
1544	2010/07/07 23:15:50	0.500	93.3	11.1
1545	2010/07/07 23:15:50	0.500	93.1	10.6
1546	2010/07/07 23:15:51	0.625	93.4	11.0
1547	2010/07/07 23:15:52	0.500	93.3	11.1
1548	2010/07/07 23:15:52	0.500	93.3	11.2
1549	2010/07/07 23:15:53	0.500	93.4	11.2
1550	2010/07/07 23:15:54	0.500	93.3	11.2
1551	2010/07/07 23:15:54	0.500	93.1	10.4
1552	2010/07/07 23:15:55	0.500	93.2	11.1
1553	2010/07/07 23:15:56	0.625	93.2	10.8
1554	2010/07/07 23:15:56	0.500	93.4	11.2
1555	2010/07/07 23:15:57	0.500	93.4	11.3
1556	2010/07/07 23:15:58	0.625	93.4	11.2
1557	2010/07/07 23:15:59	0.500	93.5	11.3
1558	2010/07/07 23:15:59	0.500	93.4	11.3
1559	2010/07/07 23:16:00	0.500	93.4	11.4
1560	2010/07/07 23:16:01	0.500	93.2	10.6
1561	2010/07/07 23:16:01	0.500	93.2	10.9

1562	2010/07/07 23:16:02	0.500	93.5	11.3
1563	2010/07/07 23:16:03	0.500	93.3	10.8
1564	2010/07/07 23:16:04	0.625	93.2	10.5
1565	2010/07/07 23:16:04	0.500	93.3	10.6
1566	2010/07/07 23:16:05	0.500	93.6	11.4
1567	2010/07/07 23:16:06	0.500	93.5	11.3
1568	2010/07/07 23:16:07	0.500	93.5	11.4
1569	2010/07/07 23:16:07	0.500	93.3	11.3
1570	2010/07/07 23:16:08	0.500	93.6	11.1
1571	2010/07/07 23:16:09	0.625	94.0	11.4
1572	2010/07/07 23:16:10	0.500	93.4	11.3
1573	2010/07/07 23:16:10	0.500	93.2	11.3
1574	2010/07/07 23:16:11	0.500	93.1	10.7
1575	2010/07/07 23:16:12	0.625	93.3	11.2
1576	2010/07/07 23:16:12	0.500	93.3	11.3
1577	2010/07/07 23:16:13	0.500	93.4	11.3
1578	2010/07/07 23:16:14	0.500	93.3	11.4
1579	2010/07/07 23:16:15	0.500	93.1	10.6
1580	2010/07/07 23:16:15	0.625	93.3	11.2
1581	2010/07/07 23:16:16	0.625	93.1	10.8
1582	2010/07/07 23:16:17	0.500	93.3	11.2
1583	2010/07/07 23:16:18	0.500	93.3	11.3
1584	2010/07/07 23:16:18	0.500	93.3	11.4
1585	2010/07/07 23:16:19	0.500	93.2	11.2
1586	2010/07/07 23:16:20	0.500	93.3	11.4
1587	2010/07/07 23:16:21	0.500	93.0	10.7
1588	2010/07/07 23:16:21	0.500	93.6	11.6
1589	2010/07/07 23:16:22	0.500	93.4	11.4
1590	2010/07/07 23:16:23	0.500	93.2	11.2
1591	2010/07/07 23:16:23	0.625	93.0	11.0
1592	2010/07/07 23:16:24	0.500	93.3	11.5
1593	2010/07/07 23:16:25	0.500	93.2	11.5
1594	2010/07/07 23:16:26	0.625	93.3	11.3
1595	2010/07/07 23:16:26	0.625	93.3	11.3

1596	2010/07/07 23:16:27	0.625	93.4	11.4
1597	2010/07/07 23:16:28	0.625	93.4	11.3
1598	2010/07/07 23:16:29	0.625	93.4	11.3
1599	2010/07/07 23:16:30	0.500	93.2	11.0
1600	2010/07/07 23:16:30	0.500	93.5	11.5
1601	2010/07/07 23:16:31	0.500	93.3	11.4
1602	2010/07/07 23:16:32	0.500	93.4	11.5
1603	2010/07/07 23:16:33	0.500	93.2	11.4
1604	2010/07/07 23:16:33	0.500	92.9	10.8
1605	2010/07/07 23:16:34	0.625	92.6	11.0
1606	2010/07/07 23:16:35	0.625	92.8	11.3
1607	2010/07/07 23:16:36	0.625	92.7	11.2
1608	2010/07/07 23:16:36	0.500	92.6	11.0
1609	2010/07/07 23:16:37	0.500	92.9	11.4
1610	2010/07/07 23:16:38	0.500	92.9	11.4
1611	2010/07/07 23:16:39	0.500	92.8	11.4
1612	2010/07/07 23:16:39	0.625	92.9	11.3
1613	2010/07/07 23:16:40	0.500	92.8	11.3
1614	2010/07/07 23:16:41	0.500	92.7	11.2
1615	2010/07/07 23:16:41	0.500	92.8	11.3
1616	2010/07/07 23:16:42	0.500	92.6	11.2
1617	2010/07/07 23:16:43	0.500	92.6	10.8
1618	2010/07/07 23:16:44	0.625	92.7	10.6
1619	2010/07/07 23:16:44	0.625	92.8	11.3
1620	2010/07/07 23:16:45	0.500	92.6	10.6
1621	2010/07/07 23:16:46	0.500	92.8	11.3
1622	2010/07/07 23:16:47	0.500	92.7	11.3
1623	2010/07/07 23:16:47	0.500	92.6	11.3
1624	2010/07/07 23:16:48	0.500	92.4	10.9
1625	2010/07/07 23:16:49	0.625	92.6	11.2
1626	2010/07/07 23:16:49	0.625	92.3	10.5
1627	2010/07/07 23:16:50	0.625	92.6	11.3
1628	2010/07/07 23:16:51	0.500	92.5	11.3
1629	2010/07/07 23:16:53	0.500	89.4	10.5

1630	2010/07/07 23:16:55	0.500	89.4	10.5
1631	2010/07/07 23:16:56	0.500	89.8	10.7
1632	2010/07/07 23:16:56	0.500	89.9	10.8
1633	2010/07/07 23:16:57	0.625	89.8	10.5
1634	2010/07/07 23:16:59	0.500	90.1	10.8
1635	2010/07/07 23:17:00	0.625	89.9	10.6
1636	2010/07/07 23:17:00	0.625	88.4	9.8
1637	2010/07/07 23:17:02	0.500	89.3	10.5
1638	2010/07/07 23:17:03	0.500	89.0	10.3
1639	2010/07/07 23:17:04	0.500	90.2	11.0
1640	2010/07/07 23:17:04	0.500	89.7	10.5
1641	2010/07/07 23:17:05	0.500	89.7	10.7
1642	2010/07/07 23:17:06	0.500	89.6	10.6
1643	2010/07/07 23:17:07	0.500	89.5	10.2
1644	2010/07/07 23:17:08	0.500	89.4	9.9
1645	2010/07/07 23:17:09	0.500	89.4	10.5
1646	2010/07/07 23:17:10	0.500	89.7	10.8
1647	2010/07/07 23:17:11	0.500	89.0	10.3
1648	2010/07/07 23:17:12	0.500	89.4	10.1
1649	2010/07/07 23:17:13	0.500	89.3	10.6
1650	2010/07/07 23:17:14	0.500	89.2	10.6
1651	2010/07/07 23:17:15	0.500	89.2	10.6
1652	2010/07/07 23:17:16	0.625	89.5	10.6
1653	2010/07/07 23:17:17	0.500	89.0	10.4
1654	2010/07/07 23:17:18	0.500	89.5	10.7
1655	2010/07/07 23:17:19	0.500	89.4	10.7
1656	2010/07/07 23:17:20	0.500	89.8	10.8
1657	2010/07/07 23:17:21	0.500	89.0	9.8
1658	2010/07/07 23:17:22	0.500	89.1	10.4
1659	2010/07/07 23:17:22	0.500	89.3	10.7
1660	2010/07/07 23:17:23	0.500	88.9	10.5
1661	2010/07/07 23:17:24	0.625	89.6	10.7
1662	2010/07/07 23:17:26	0.500	89.4	10.7
1663	2010/07/07 23:17:26	0.500	89.1	10.6

1664	2010/07/07 23:17:51	0.875	85.7	9.7
1665	2010/07/07 23:18:08	0.625	89.2	11.7
1666	2010/07/07 23:19:16	0.875	84.9	9.9
1667	2010/07/07 23:19:22	0.500	85.2	10.0
1668	2010/07/07 23:19:26	0.875	85.2	9.4
1669	2010/07/07 23:19:27	0.500	85.6	10.2
1670	2010/07/07 23:19:28	0.875	84.8	9.6
1671	2010/07/07 23:19:31	1.000	85.7	10.1
1672	2010/07/07 23:19:33	0.500	84.9	9.2
1673	2010/07/07 23:19:34	0.875	85.4	9.3
1674	2010/07/07 23:19:39	0.500	85.7	10.1
1675	2010/07/07 23:19:40	0.875	85.2	9.7
1676	2010/07/07 23:19:41	0.875	85.8	10.0
1677	2010/07/07 23:19:44	0.500	86.0	10.3
1678	2010/07/07 23:19:46	0.500	86.5	10.5
1679	2010/07/07 23:19:46	1.000	86.7	10.5
1680	2010/07/07 23:19:48	0.500	87.0	10.8
1681	2010/07/07 23:19:50	0.500	86.4	10.5
1682	2010/07/07 23:19:51	0.500	86.3	10.4
1683	2010/07/07 23:19:52	1.000	85.9	10.2
1684	2010/07/07 23:19:53	0.500	85.8	10.0
1685	2010/07/07 23:19:54	1.000	86.8	10.5
1686	2010/07/07 23:19:55	0.500	85.9	10.0
1687	2010/07/07 23:19:56	0.500	86.1	10.1
1688	2010/07/07 23:19:57	0.500	86.3	10.3
1689	2010/07/07 23:20:00	0.500	85.6	10.2
1690	2010/07/07 23:20:01	0.500	85.7	10.2
1691	2010/07/07 23:20:03	1.000	86.3	10.3
1692	2010/07/07 23:20:06	0.500	85.4	9.4
1693	2010/07/07 23:20:07	0.875	85.5	9.9
1694	2010/07/07 23:20:09	0.500	85.7	9.5
1695	2010/07/07 23:20:10	0.500	86.3	10.2
1696	2010/07/07 23:20:11	0.500	86.0	10.1
1697	2010/07/07 23:20:12	0.500	85.4	9.5

1698	2010/07/07 23:20:14	0.500	85.8	10.1
1699	2010/07/07 23:20:16	0.500	85.8	10.0
1700	2010/07/07 23:20:17	0.500	85.5	9.7
1701	2010/07/07 23:20:19	0.500	86.2	9.9
1702	2010/07/07 23:20:20	0.875	85.8	10.0
1703	2010/07/07 23:20:24	0.500	85.8	10.1
1704	2010/07/07 23:20:25	0.500	86.1	10.3
1705	2010/07/07 23:20:26	0.875	85.3	9.6
1706	2010/07/07 23:20:27	1.000	85.8	9.4
1707	2010/07/07 23:21:09	0.500	84.2	9.4
1708	2010/07/07 23:21:11	0.875	84.1	9.8
1709	2010/07/07 23:21:13	0.500	85.3	10.6
1710	2010/07/07 23:21:14	0.500	86.0	10.9
1711	2010/07/07 23:21:15	0.500	85.5	10.7
1712	2010/07/07 23:22:08	0.875	84.5	10.1
1713	2010/07/07 23:22:33	0.500	84.4	10.2
1714	2010/07/07 23:22:39	0.500	84.8	10.4
1715	2010/07/07 23:22:50	0.875	84.2	9.8
1716	2010/07/07 23:23:02	0.875	84.8	10.0
1717	2010/07/07 23:23:07	0.875	84.5	10.1
1718	2010/07/07 23:23:08	0.875	84.8	10.0
1719	2010/07/07 23:23:10	0.500	84.4	10.0
1720	2010/07/07 23:23:10	0.875	84.4	9.9
1721	2010/07/07 23:23:15	0.500	84.4	10.2
1722	2010/07/07 23:23:28	0.500	84.5	10.4
1723	2010/07/07 23:23:31	0.875	84.9	10.3
1724	2010/07/07 23:23:37	0.500	84.9	10.7
1725	2010/07/07 23:23:39	1.000	84.9	10.3
1726	2010/07/07 23:23:47	0.625	84.5	10.0
1727	2010/07/07 23:23:49	0.500	84.3	10.1
1728	2010/07/07 23:23:53	0.500	84.5	10.1
1729	2010/07/07 23:23:59	0.875	84.3	10.0
1730	2010/07/07 23:24:10	0.875	84.4	9.4
1731	2010/07/07 23:24:16	0.500	84.5	9.5

1732	2010/07/07 23:24:24	1.000	84.6	10.2
1733	2010/07/07 23:24:27	1.000	84.7	10.1
1734	2010/07/07 23:24:28	0.875	84.3	9.8
1735	2010/07/07 23:24:29	1.000	85.0	10.3
1736	2010/07/07 23:24:30	0.500	84.6	10.1
1737	2010/07/07 23:24:31	0.500	84.5	10.0
1738	2010/07/07 23:24:32	0.500	84.8	9.7
1739	2010/07/07 23:24:34	0.500	84.6	9.7
1740	2010/07/07 23:24:36	0.500	85.0	10.2
1741	2010/07/07 23:24:37	0.875	84.5	9.9
1742	2010/07/07 23:24:38	1.000	84.5	9.9
1743	2010/07/07 23:24:41	0.500	85.2	10.4
1744	2010/07/07 23:24:42	0.500	84.6	10.2
1745	2010/07/07 23:24:45	0.500	84.7	10.1
1746	2010/07/07 23:24:46	0.875	84.2	9.6
1747	2010/07/07 23:24:47	1.000	85.1	10.2
1748	2010/07/07 23:24:48	0.875	84.3	9.7
1749	2010/07/07 23:24:49	0.500	84.1	9.6
1750	2010/07/07 23:24:53	0.500	84.8	9.6
1751	2010/07/07 23:24:54	0.500	84.9	10.0
1752	2010/07/07 23:24:55	0.875	85.4	10.4
1753	2010/07/07 23:24:57	0.625	85.3	9.9
1754	2010/07/07 23:24:58	0.875	84.6	9.9
1755	2010/07/07 23:24:59	0.625	84.9	10.1
1756	2010/07/07 23:25:00	0.875	84.8	10.1
1757	2010/07/07 23:25:01	0.500	84.9	10.2
1758	2010/07/07 23:25:02	1.000	84.9	10.1
1759	2010/07/07 23:25:04	0.500	85.0	10.2
1760	2010/07/07 23:25:05	0.500	84.7	10.2
1761	2010/07/07 23:25:06	0.500	84.2	9.8
1762	2010/07/07 23:25:07	0.500	85.6	10.5
1763	2010/07/07 23:25:10	0.625	85.4	10.4
1764	2010/07/07 23:25:14	0.500	84.9	10.3
1765	2010/07/07 23:25:15	0.500	84.3	9.4

1766	2010/07/07 23:25:16	0.500	84.8	10.1
1767	2010/07/07 23:25:17	0.500	85.6	10.6
1768	2010/07/07 23:25:17	0.875	85.9	10.7
1769	2010/07/07 23:25:18	0.500	85.0	10.3
1770	2010/07/07 23:25:20	0.625	85.6	10.5
1771	2010/07/07 23:25:21	0.500	84.5	10.0
1772	2010/07/07 23:25:22	0.875	85.2	10.3
1773	2010/07/07 23:25:23	0.500	84.7	10.2
1774	2010/07/07 23:25:23	1.000	85.7	10.5
1775	2010/07/07 23:25:25	0.625	85.6	10.6
1776	2010/07/07 23:25:27	0.500	85.6	10.3
1777	2010/07/07 23:25:27	0.500	85.4	10.4
1778	2010/07/07 23:25:29	0.500	85.0	10.2
1779	2010/07/07 23:25:30	1.000	86.1	10.6
1780	2010/07/07 23:25:31	0.500	85.4	10.6
1781	2010/07/07 23:25:32	1.000	85.1	10.2
1782	2010/07/07 23:25:33	0.500	85.2	10.3
1783	2010/07/07 23:25:34	0.500	85.6	10.6
1784	2010/07/07 23:25:35	0.625	85.6	10.4
1785	2010/07/07 23:25:36	0.625	85.8	10.6
1786	2010/07/07 23:25:38	0.625	85.3	10.2
1787	2010/07/07 23:25:39	0.500	85.3	10.3
1788	2010/07/07 23:25:40	0.500	85.5	10.5
1789	2010/07/07 23:25:40	0.500	84.8	10.0
1790	2010/07/07 23:25:42	0.500	86.3	10.8
1791	2010/07/07 23:25:49	0.500	84.1	9.9
1792	2010/07/07 23:25:55	0.875	83.2	8.8
1793	2010/07/07 23:31:36	0.875	74.2	8.9
1794	2010/07/07 23:32:13	1.000	73.7	9.2
1795	2010/07/07 23:32:36	0.875	57.7	10.6
1796	2010/07/07 23:33:59	0.750	73.0	8.4
1797	2010/07/07 23:33:59	0.750	72.7	7.3
1798	2010/07/07 23:34:13	1.000	72.5	7.6
1799	2010/07/07 23:34:14	1.000	72.6	7.1

1800	2010/07/07 23:35:22	1.000	72.4	8.0
1801	2010/07/07 23:35:25	0.875	73.9	9.5
1802	2010/07/07 23:35:33	1.000	74.5	10.0
1803	2010/07/07 23:35:52	1.000	73.5	9.8
1804	2010/07/07 23:35:54	1.000	72.9	8.1
1805	2010/07/07 23:35:56	0.875	72.9	8.3
1806	2010/07/07 23:37:06	1.000	73.6	8.7
1807	2010/07/07 23:37:09	0.625	72.9	8.7
1808	2010/07/07 23:37:12	0.750	72.9	8.7
1809	2010/07/07 23:37:13	1.000	72.4	7.9
1810	2010/07/07 23:37:54	0.625	72.1	6.3
1811	2010/07/07 23:37:54	0.625	72.4	7.4
1812	2010/07/07 23:37:57	0.875	73.2	8.4
1813	2010/07/07 23:38:02	0.750	72.7	7.9
1814	2010/07/07 23:38:05	0.750	72.1	9.2
1815	2010/07/07 23:38:13	0.625	71.9	7.6
1816	2010/07/07 23:38:17	0.750	72.7	8.1
1817	2010/07/07 23:38:18	1.000	71.8	7.3
1818	2010/07/07 23:38:48	0.875	73.3	10.9
1819	2010/07/07 23:38:50	0.875	73.0	9.2
1820	2010/07/07 23:38:52	0.750	73.1	9.4
1821	2010/07/07 23:38:55	0.750	72.7	9.1
1822	2010/07/07 23:38:58	0.750	71.5	7.1
1823	2010/07/07 23:39:01	0.750	73.9	10.2
1824	2010/07/07 23:39:02	0.875	72.4	9.0
1825	2010/07/07 23:39:27	1.000	72.5	7.0
1826	2010/07/07 23:39:46	0.875	74.7	9.4
1827	2010/07/07 23:39:49	0.750	72.5	8.6
1828	2010/07/07 23:40:00	0.750	73.4	10.4
1829	2010/07/07 23:40:02	1.000	73.0	7.7
1830	2010/07/07 23:40:04	1.000	72.4	8.4
1831	2010/07/07 23:40:15	0.625	71.5	6.3
1832	2010/07/07 23:40:20	1.000	72.3	8.6
1833	2010/07/07 23:40:31	0.750	72.8	8.0

1834	2010/07/07 23:40:36	0.875	73.2	8.8
1835	2010/07/07 23:40:40	0.875	74.0	9.9
1836	2010/07/07 23:40:43	0.750	73.4	9.1
1837	2010/07/07 23:40:47	0.625	72.3	10.3
1838	2010/07/07 23:40:48	0.625	71.7	7.4
1839	2010/07/07 23:41:01	0.750	71.2	6.8
1840	2010/07/07 23:41:03	0.750	73.0	8.9
1841	2010/07/07 23:41:03	0.750	71.4	6.8
1842	2010/07/07 23:41:14	0.875	72.0	8.9
1843	2010/07/07 23:41:22	1.000	72.0	7.3
1844	2010/07/07 23:41:24	0.625	71.5	8.5
1845	2010/07/07 23:41:50	0.750	73.5	9.7
1846	2010/07/07 23:41:51	0.750	72.1	7.6
1847	2010/07/07 23:41:52	0.750	71.8	6.7
1848	2010/07/07 23:41:54	0.875	73.5	11.9
1849	2010/07/07 23:41:55	1.000	72.5	8.1
1850	2010/07/07 23:41:58	1.000	72.8	9.3
1851	2010/07/07 23:41:59	1.000	72.4	9.2
1852	2010/07/07 23:42:12	0.875	71.4	7.2
1853	2010/07/07 23:42:13	0.875	72.6	8.1
1854	2010/07/07 23:42:26	1.000	71.5	5.7
1855	2010/07/07 23:42:27	0.750	72.4	7.8
1856	2010/07/07 23:42:30	0.875	73.4	10.2
1857	2010/07/07 23:42:32	0.625	71.8	6.9
1858	2010/07/07 23:42:35	0.750	73.6	11.6
1859	2010/07/07 23:42:36	0.625	72.3	7.5
1860	2010/07/07 23:42:37	0.750	72.3	7.0
1861	2010/07/07 23:42:39	0.750	73.3	9.0
1862	2010/07/07 23:42:40	0.875	72.1	8.1
1863	2010/07/07 23:42:42	0.875	73.0	10.4
1864	2010/07/07 23:42:46	0.625	72.1	7.9
1865	2010/07/07 23:42:47	0.750	71.6	6.7
1866	2010/07/07 23:43:05	0.750	73.5	8.8
1867	2010/07/07 23:43:35	0.625	73.5	9.4

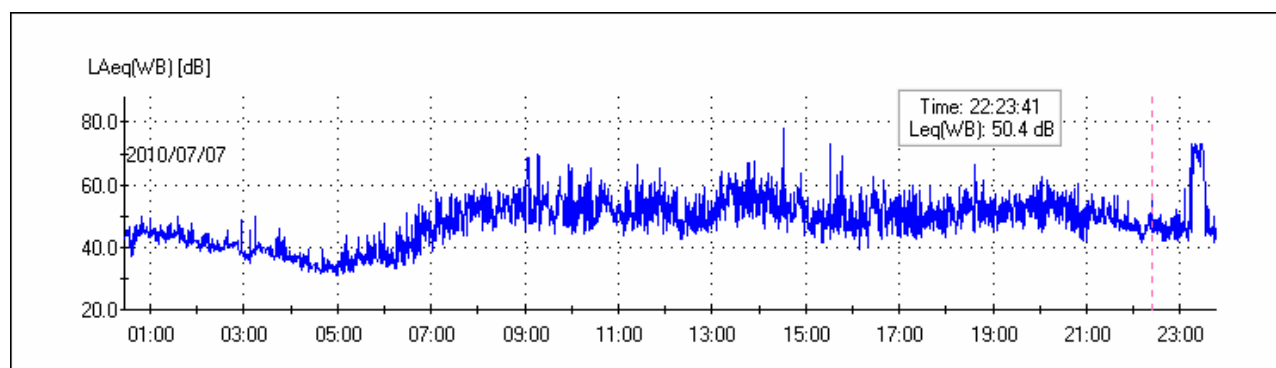
1868	2010/07/07 23:43:35	0.750	72.5	7.7
1869	2010/07/07 23:43:38	0.750	73.3	8.5
1870	2010/07/07 23:43:46	0.875	73.4	8.8
1871	2010/07/07 23:43:51	0.875	72.9	8.6
1872	2010/07/07 23:44:00	0.750	72.5	6.9
1873	2010/07/07 23:44:02	0.875	72.6	7.2
1874	2010/07/07 23:44:18	1.000	73.1	8.8
1875	2010/07/07 23:44:20	0.875	73.8	10.3
1876	2010/07/07 23:44:25	1.000	73.1	8.2
1877	2010/07/07 23:44:46	0.625	72.9	9.3
1878	2010/07/07 23:44:47	0.750	73.0	8.4
1879	2010/07/07 23:45:06	0.625	73.2	6.7
1880	2010/07/07 23:45:29	0.875	73.6	9.1
1881	2010/07/07 23:45:37	0.625	73.2	6.4
1882	2010/07/07 23:45:57	0.875	73.3	7.6
1883	2010/07/07 23:45:57	0.875	73.0	7.1
1884	2010/07/07 23:46:08	1.000	73.2	7.7
1885	2010/07/07 23:47:46	0.750	73.7	8.2

RICONOSCIMENTO COMPONENTI TONALI

Al fine di individuare la presenza di Componenti Tonalì (CT) nel rumore, si effettua un'analisi spettrale per bande normalizzate di 1/3 di ottava. Si considerano esclusivamente le CT aventi carattere stazionario nel tempo ed in frequenza.

L'analisi è stata svolta nell'intervallo di frequenza compreso tra 20 Hz e 20 KHz.

Si è in presenza di una CT se il livello minimo di una banda supera i livelli minimi delle bande adiacenti per almeno 5 dB.



SOGLIE PENALIZZAZIONE	
Persistenza BF	5%
Persistenza AF	5%
TONALI [Hz]	PERSIST [%]
Freq: 63	0.0
Freq: 100	0.0
Freq: 160	0.0
Freq: 250	0.0
Freq: 315	0.2
Freq: 400	0.2
Freq: 500	0.1
Freq: 630	0.0
Freq: 800	0.0
Freq: 1 k	0.1
Freq: 1.25 k	0.1
Freq: 1.6 k	0.1
Freq: 2 k	0.0
Freq: 2.5 k	0.1
Freq: 3.15 k	0.2
Freq: 4 k	0.1
Freq: 5 k	0.0
PENALIZZAZIONI	
Penalizzazione BF: No	
Penalizzazione AF: No	

TIME HISTORY COMPONENTI TONALI

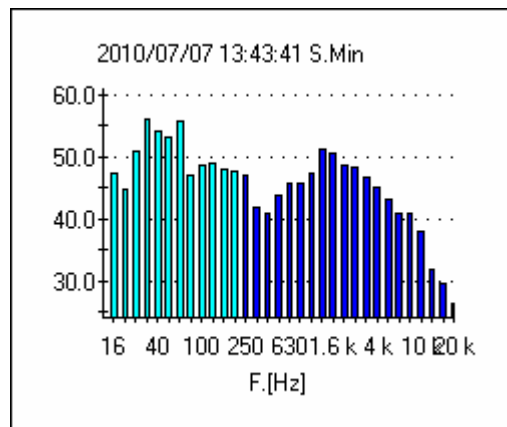
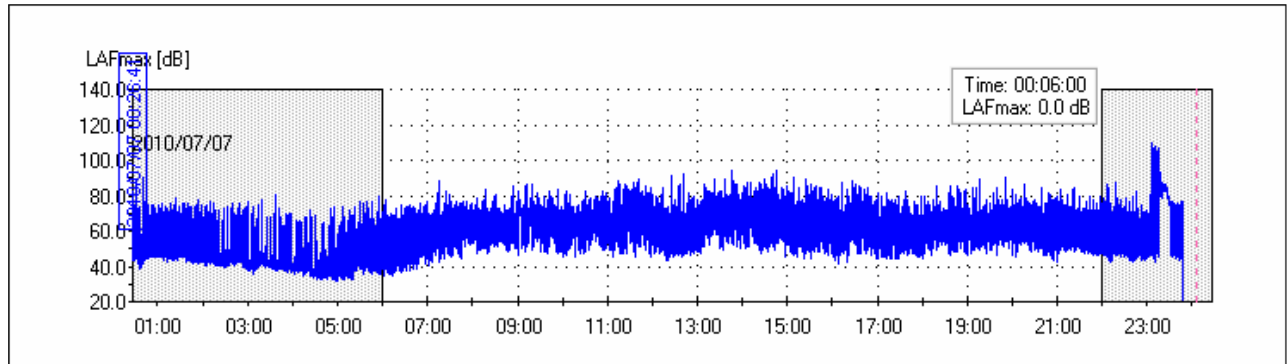
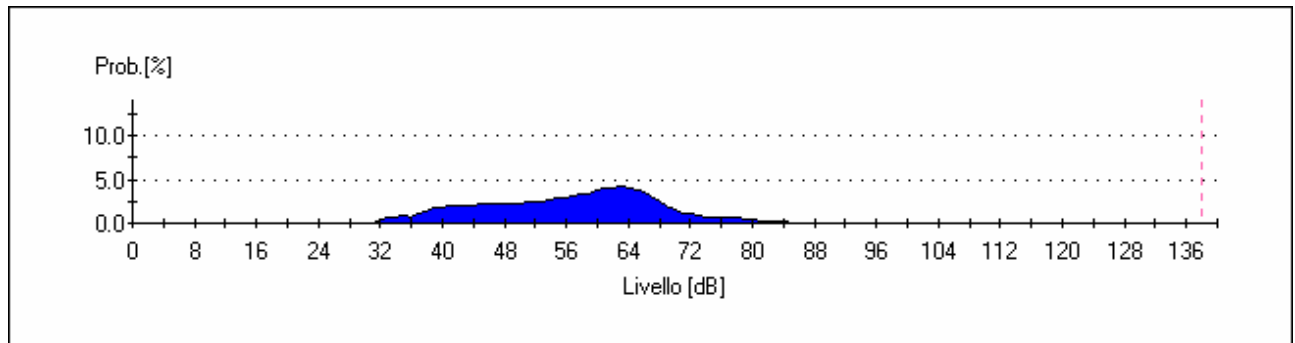


GRAFICO DEL CLIMA ACUSTICO GIORNALIERO



DISTRIBUTIVA



CUMULATIVA

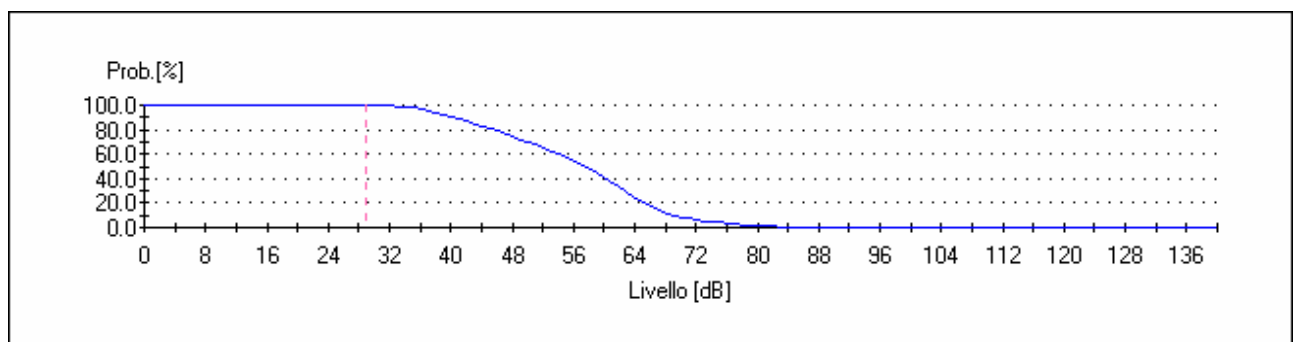
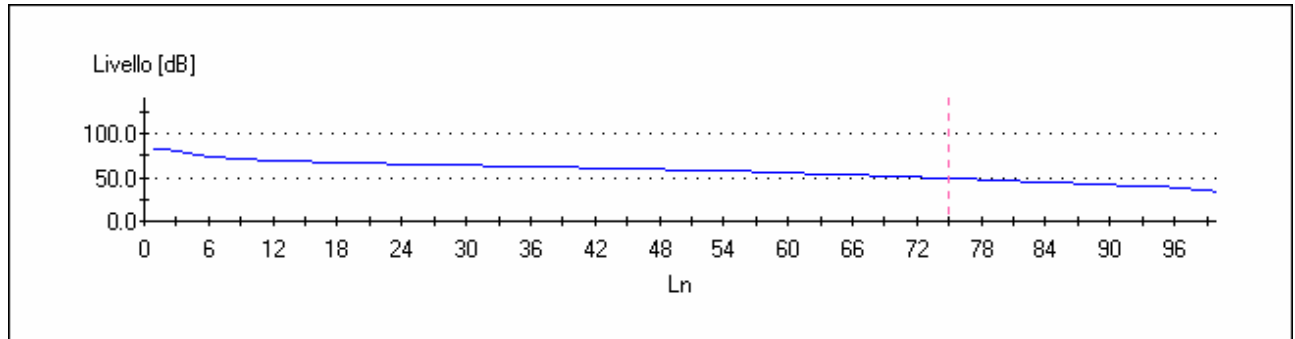


GRAFICO PERCENTILI



Livelli statistici L1, L5, L10, L50, L90, L95, L99; nelle 24 ore

Percentile	Leq.[dB]
0	82.0
1	82.0
2	79.0
3	77.0
4	76.0
5	74.0
6	73.0
7	72.0
8	71.0
9	70.5
10	70.0
11	69.0

12	68.7
13	68.3
14	68.0
15	67.7
16	67.3
17	67.0
18	66.7
19	66.3
20	66.0
21	65.8
22	65.5
23	65.3
24	65.0
25	64.8
26	64.5
27	64.3
28	64.0
29	63.8
30	63.5
31	63.3
32	63.0
33	62.8
34	62.5
35	62.3
36	62.0
37	61.8
38	61.5
39	61.3
40	61.0
41	60.8
42	60.5
43	60.3
44	60.0
45	59.7

46	59.3
47	59.0
48	58.7
49	58.3
50	58.0
51	57.8
52	57.5
53	57.3
54	57.0
55	56.7
56	56.3
57	56.0
58	55.5
59	55.0
60	54.7
61	54.3
62	54.0
63	53.7
64	53.3
65	53.0
66	52.5
67	52.0
68	51.5
69	51.0
70	50.7
71	50.3
72	50.0
73	49.5
74	49.0
75	48.5
76	48.0
77	47.5
78	47.0
79	46.5

80	46.0
81	45.5
82	45.0
83	44.5
84	44.0
85	43.5
86	43.0
87	42.5
88	42.0
89	41.5
90	41.0
91	40.5
92	40.0
93	39.5
94	39.0
95	38.0
96	37.0
97	36.0
98	35.0
99	34.0

LIVELLI PERCENTILI DIURNI

Percentile	Leq.[dB]
0	80.0
1	80.0
2	78.0
3	77.0
4	76.0
5	74.0
6	73.0
7	72.0
8	71.5
9	71.0

10	70.5
11	70.0
12	69.5
13	69.0
14	68.7
15	68.3
16	68.0
17	67.8
18	67.5
19	67.3
20	67.0
21	66.8
22	66.6
23	66.4
24	66.2
25	66.0
26	65.8
27	65.6
28	65.4
29	65.2
30	65.0
31	64.8
32	64.6
33	64.4
34	64.2
35	64.0
36	63.8
37	63.7
38	63.5
39	63.3
40	63.2
41	63.0
42	62.8
43	62.6

44	62.4
45	62.2
46	62.0
47	61.8
48	61.6
49	61.4
50	61.2
51	61.0
52	60.8
53	60.6
54	60.4
55	60.2
56	60.0
57	59.8
58	59.6
59	59.4
60	59.2
61	59.0
62	58.8
63	58.5
64	58.3
65	58.0
66	57.8
67	57.5
68	57.3
69	57.0
70	56.8
71	56.5
72	56.3
73	56.0
74	55.7
75	55.3
76	55.0
77	54.8

78	54.5
79	54.3
80	54.0
81	53.5
82	53.0
83	52.7
84	52.3
85	52.0
86	51.7
87	51.3
88	51.0
89	50.5
90	50.0
91	49.5
92	49.0
93	48.5
94	48.0
95	47.0
96	46.0
97	45.0
98	43.0
99	40.0

LIVELLI PERCENTILI NOTTURNI

Percentile	Leq.[dB]
0	86.0
1	86.0
2	82.0
3	78.0
4	75.0
5	73.0
6	72.0
7	71.0

8	69.0
9	67.0
10	66.0
11	65.0
12	64.0
13	63.0
14	62.0
15	61.0
16	60.0
17	59.0
18	58.5
19	58.0
20	57.0
21	56.0
22	55.5
23	55.0
24	54.0
25	53.5
26	53.0
27	52.5
28	52.0
29	51.5
30	51.0
31	50.5
32	50.0
33	49.5
34	49.0
35	48.7
36	48.3
37	48.0
38	47.8
39	47.5
40	47.3
41	47.0

42	46.8
43	46.6
44	46.4
45	46.2
46	46.0
47	45.8
48	45.6
49	45.4
50	45.2
51	45.0
52	44.8
53	44.6
54	44.4
55	44.2
56	44.0
57	43.8
58	43.7
59	43.5
60	43.3
61	43.2
62	43.0
63	42.8
64	42.6
65	42.4
66	42.2
67	42.0
68	41.8
69	41.7
70	41.5
71	41.3
72	41.2
73	41.0
74	40.8
75	40.6

76	40.4
77	40.2
78	40.0
79	39.8
80	39.6
81	39.4
82	39.2
83	39.0
84	38.8
85	38.5
86	38.3
87	38.0
88	37.7
89	37.3
90	37.0
91	36.5
92	36.0
93	35.7
94	35.3
95	35.0
96	34.5
97	34.0
98	33.5
99	33.0

LIVELLI DI IMPULS- FAST E SLOW MAX NELLE 24 ORE		
LAlp [dB]	LASp [dB]	LAFp [dB]
90.7	87.5	90.1
91.6	80.5	88
92.8	90.5	92.3
97.4	88.5	94.1
91.6	87.9	90.3
114.2	104.8	110.2
114.2	104.8	110.2

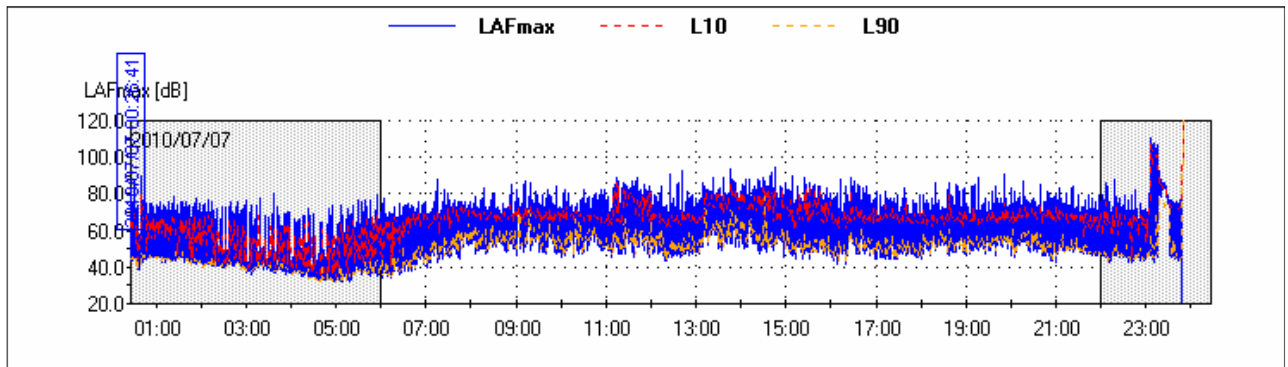
LIVELLI di Impuls – fast – slow massimi nelle 16 ore diurne

LIVELLI DI IMPULS- FAST E SLOW MAX DIURNI		
LAlp [dB]	LASp [dB]	LAFp [dB]
91.6	80.5	88
92.8	90.5	92.3
97.4	88.5	94.1
91.6	87.9	90.3
85.7	81.9	84.3
97.4	90.5	94.1

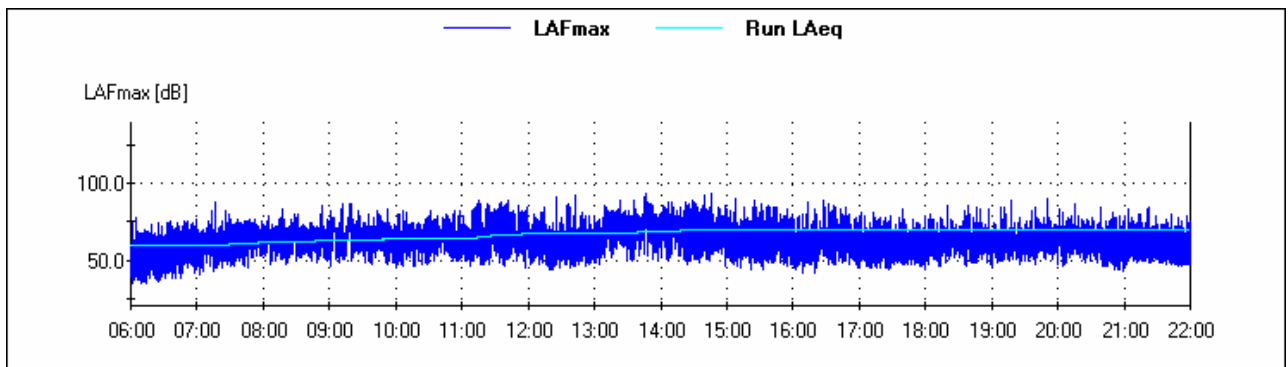
LIVELLI di Impuls – fast – slow massimi nelle 8 ore notturni

LIVELLI DI IMPULS- FAST E SLOW MAX NOTTURNI		
LAlp [dB]	LASp [dB]	LAFp [dB]
90.7	87.5	90.1
114.2	104.8	110.2
80.2	77.4	79.6
114.2	104.8	110.2

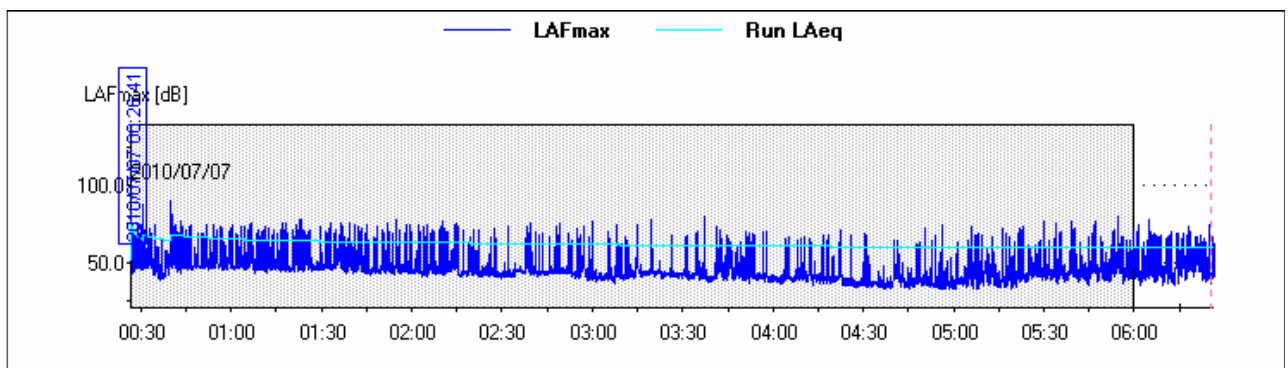
TIME HISTORY L10 – L90



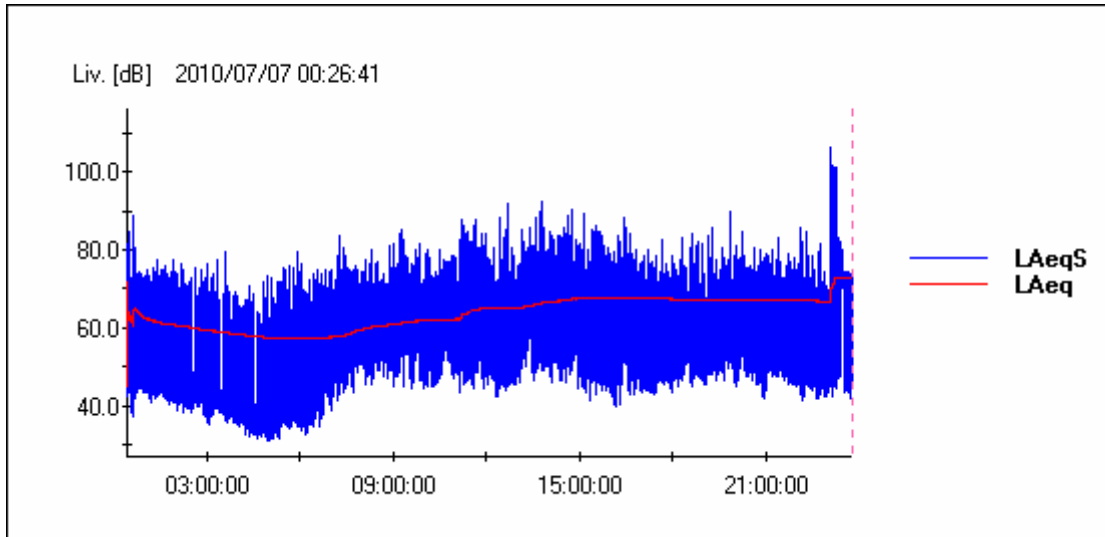
RUNNING Leq DIURNO



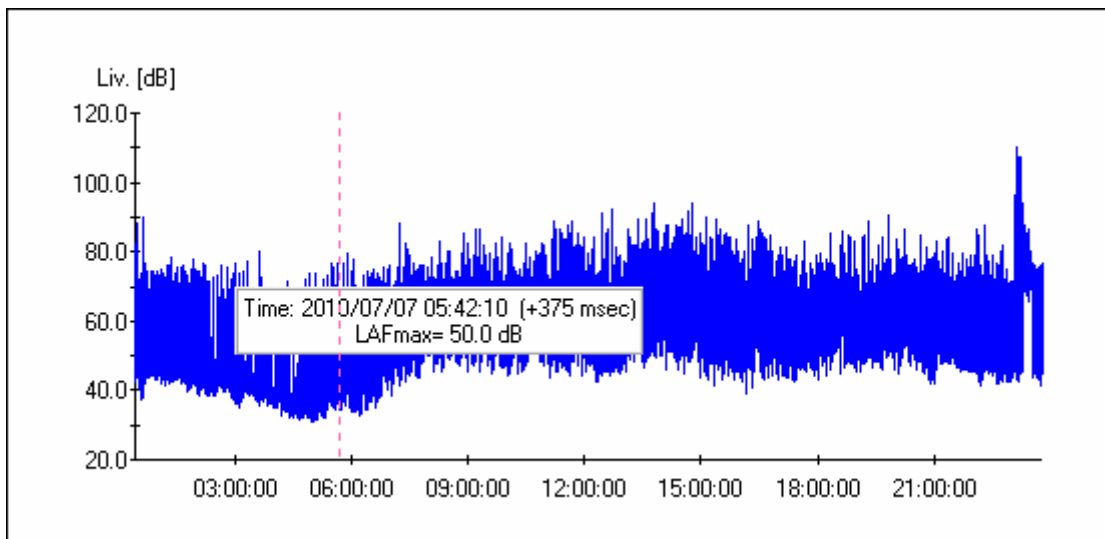
RUNNING Leq NOTTURNO



LA TIME HISTORY LIVELLO EQUIVALENTE PONDERATO "A"



LA TIME HISTORY LIVELLO PRESSIONE SONORA PONDERATA "A"



R2 - MISURE DI 24 ORE CON POSTAZIONE SEMI-FISSE

Punto	Ricettore R_25_S	Indirizzo VIA S. LEONARDI
Descrizione del punto di misura/ricettore		
<p align="center"><i>L'asta estensibile con il microfono posto all'altezza di mt. 4,00 dal piano di campagna è stata collocata nel piazzale tra i fabbricati e la strada ad una distanza di mt 15 dal prospetto sud dell'edificio esistente</i></p>		

Caratterizzazione del punto di misura/ricettore

Zonizzazione acustica e limiti diurni/notturni

<input type="checkbox"/>	Classe I	50 / 40 dB(a)
<input type="checkbox"/>	Classe II	55 / 45 dB(a)
<input checked="" type="checkbox"/>	Classe III	60 / 50 dB(a)
<input type="checkbox"/>	Classe IV	65 / 55 dB(a)
<input type="checkbox"/>	Classe V	70 / 60 dB(a)
<input type="checkbox"/>	Classe VI	70 / 70 dB(a)

Caratterizzazione delle sorgenti di rumore

Tipologia	<input checked="" type="checkbox"/>	Traffico stradale
	<input type="checkbox"/>	Traffico ferroviario
	<input type="checkbox"/>	Cantiere
	<input type="checkbox"/>	Altro

Descrizione

Strumentazione adottata

Fonometro modello HD 2110 Classe 1, numero di serie 10060132243,
 - preamplificatore HD 2110 P,
 - microfono MK 221, numero di serie 34208
 - Calibratore HD 2020 Classe 1 090 29825

Punto	Ricettore	Indirizzo
-------	-----------	-----------

R_25_S

VIA S. LEONARDI

Sintesi misure (ante e post mascheramenti eventi anomali o sorgenti regolamentate da DPR)

Periodo	TR	Data	L _{AeqTR} [dBA]	K _I [dBA]	K _T [dBA]	K _B [dBA]	L _{AeqTRC} [dBA]	L _{lim} [dBA]
Giorno	6-22h	10/07/10	74.9	0	0		74.9	60
Notte	22-6h	10/07/10	86.3	0	0	0	86.3	50

RISULTATI MISURE

Codice misura	R_25_S
Data inizio	10/07/2010
Ora inizio	23.53.35
Note	

Parametri		24 ore	Giorno (T _R = 6/22)	Notte (T _R = 22/6)
L _{AeqTR}	[dBA]	81.9	74.9	86.3
L ₁	[dBA]	94.0	84.0	100.0
L ₅	[dBA]	77.0	74.0	88.0
L ₁₀	[dBA]	71.0	70.0	77.0
L ₅₀	[dBA]	60.4	62.0	50.0
L ₉₀	[dBA]	43.5	51.7	38.0
L ₉₅	[dBA]	40.0	49.0	35.5
L ₉₉	[dBA]	34.0	41.0	33.0
L _I max	[dBA]	113.8	113.8	112.8
L _F max	[dBA]	109.5	109.5	107.8
L _S max	[dBA]	104.8	104.8	100.9
K _I	[dBA]	0	0	0
K _T	[dBA]	0	0	0
K _B	[dBA]	0	0	0
L _{AeqTRC}		81.9	74.9	86.3

Note:

Punto	Ricettore	Indirizzo
	R_25_S	VIA S. LEONARDI

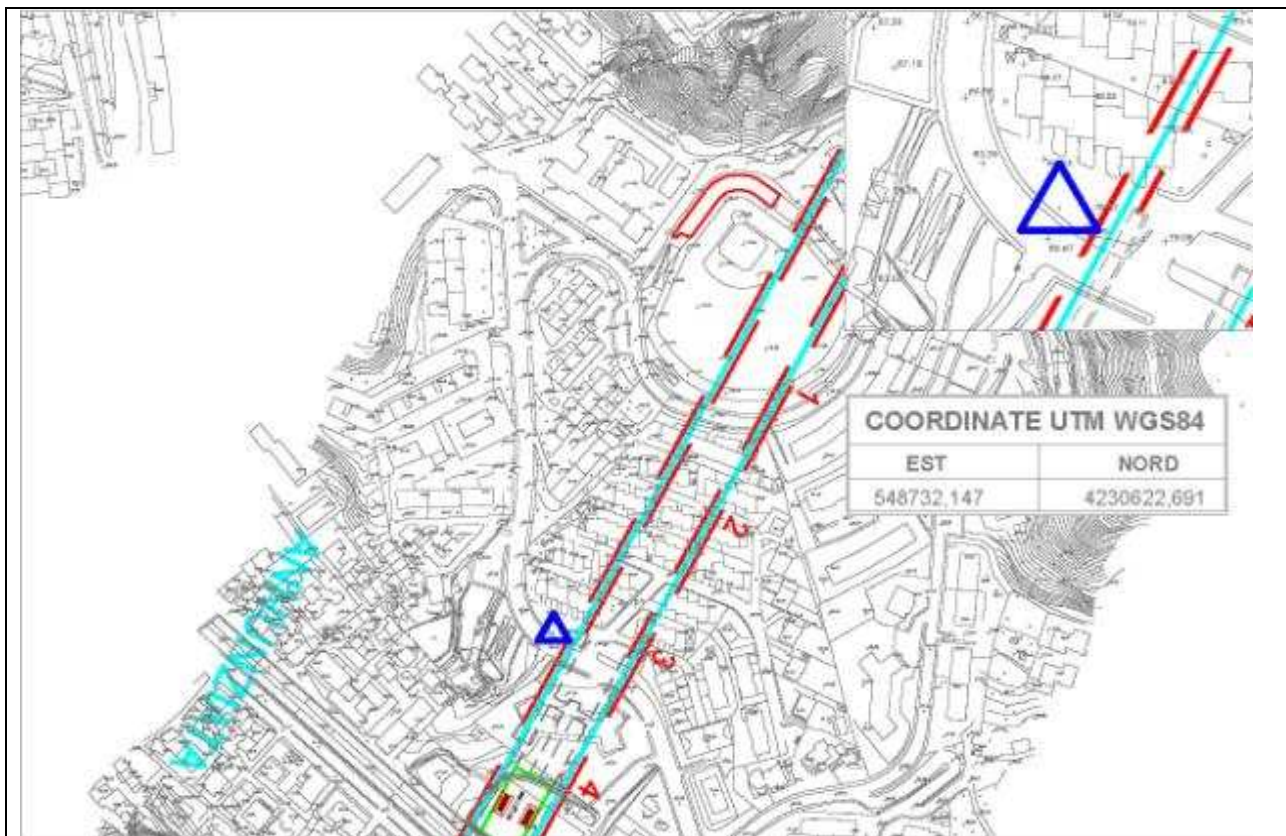
Sorgente stradale: _____								
	6/9h	9/14h	14/19h	19/22h	Media	22/2h	2/6 h	Media
Veic. Leggeri / 10'	42	69	25	57	48.25	30	3	16.5
Veic. Pesanti / 10'	0	0	1	0	0.25	0	0	0
Motocicli / 10'	3	15	16	11	11.25	7	1	4
	6/9h	9/14h	14/19h	19/22h	Media	22/2h	2/6 h	Media
Condizioni cielo	SERENO	SERENO	SERENO	SERENO		SERENO	SERENO	
Temperatura	22	26.6	28	24	25.15	20	19	19.5
Umidità relativa	68	72	75	69	71	70	65	67.5
Velocità vento	2.6	1.8	1.8	1.5	1.925	1.2	1.5	1.35
Direzione vento	E	N	NE	E		N	N	

Fotografia del punto di misura



Punto	Ricettore	Indirizzo
	R_25_S	VIA S. LEONARDI

Localizzazione planimetrica



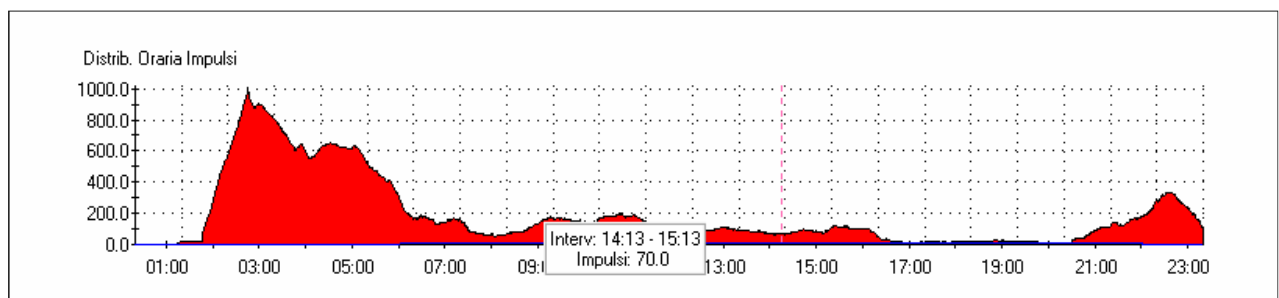
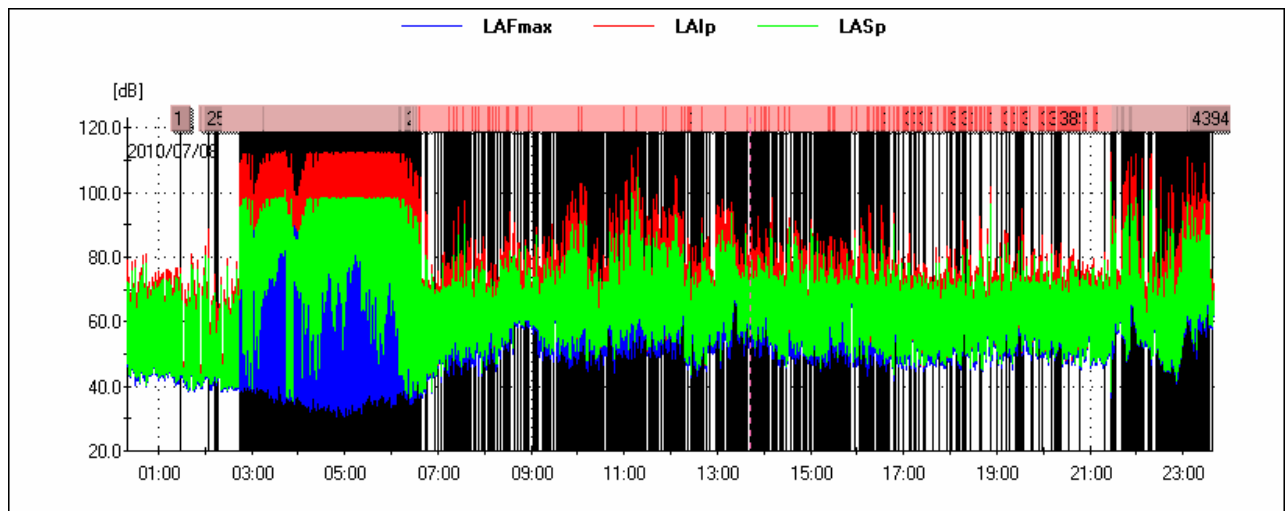
DATA	Tecnico competente: Studio tecnico ing. Giovanni Chiovetta	
	geom. Antonino Campione	Ing. Giovanni Chiovetta

RICONOSCIMENTO COMPONENTI IMPULSIVE

Il rumore presenta Componenti Impulsive (CI) quando sono verificate le condizioni seguenti:

- ripetitività di n° eventi impulsivi (n°10/ora di giorno e n°2/ora di notte);
- differenza tra LAImax e LASmax superiore a 6 dB;
- durata dell'evento a -10 dB dal valore LAFmax inferiore a 1 s.

La ripetitività viene dimostrata mediante registrazione grafica del livello di pressione sonora ponderato A fast effettuata durante il tempo di misura TM.



Lista degli impulsi nelle 24 ore

Ev	Inizio	Durata LAFmax-10dB[s]	LAFmax[dB]	LAI _{max} - LAS _{max} [dB]
1	2010/07/08 01:27:46	1.000	55.3	8.5
2	2010/07/08 02:05:23	0.750	85.9	9.2
3	2010/07/08 02:12:02	1.000	54.0	7.5
4	2010/07/08 02:12:05	0.875	57.0	9.1
5	2010/07/08 02:12:06	0.750	59.1	7.9
6	2010/07/08 02:12:20	1.000	55.4	7.6
7	2010/07/08 02:12:25	0.875	55.2	6.9
8	2010/07/08 02:12:31	0.875	53.6	7.3
9	2010/07/08 02:12:57	1.000	53.6	8.3
10	2010/07/08 02:14:04	0.875	57.1	7.9
11	2010/07/08 02:14:09	0.625	62.1	10.5
12	2010/07/08 02:14:47	1.000	53.2	6.3
13	2010/07/08 02:14:58	1.000	52.6	8.3
14	2010/07/08 02:15:03	1.000	54.6	6.9
15	2010/07/08 02:15:04	0.750	56.4	8.2
16	2010/07/08 02:15:08	0.875	55.5	8.0
17	2010/07/08 02:15:11	0.875	59.8	8.6
18	2010/07/08 02:15:18	1.000	54.5	7.5
19	2010/07/08 02:15:58	0.875	56.5	9.4
20	2010/07/08 02:16:08	1.000	56.0	7.3
21	2010/07/08 02:16:27	0.875	59.5	7.6
22	2010/07/08 02:16:29	0.875	57.7	6.6
23	2010/07/08 02:16:45	0.875	56.8	7.4
24	2010/07/08 02:16:46	0.875	61.1	7.6
25	2010/07/08 02:16:49	0.875	59.3	7.0
26	2010/07/08 02:43:58	0.500	97.9	12.7
27	2010/07/08 02:44:00	0.500	92.6	10.7
28	2010/07/08 02:44:01	0.500	90.9	10.3
29	2010/07/08 02:44:02	0.500	91.1	10.4
30	2010/07/08 02:44:03	0.500	90.8	10.4
31	2010/07/08 02:44:04	0.500	95.9	12.7
32	2010/07/08 02:44:05	0.500	90.4	12.2

33	2010/07/08 02:44:06	0.625	91.0	10.7
34	2010/07/08 02:44:08	0.500	92.8	11.5
35	2010/07/08 02:44:08	0.625	92.4	11.0
36	2010/07/08 02:44:09	0.500	93.0	11.7
37	2010/07/08 02:44:10	0.500	93.3	11.9
38	2010/07/08 02:44:11	0.500	93.3	11.7
39	2010/07/08 02:44:12	0.625	95.8	12.5
40	2010/07/08 02:44:13	0.500	92.6	12.4
41	2010/07/08 02:44:14	0.500	93.7	12.4
42	2010/07/08 02:44:15	0.500	92.8	11.7
43	2010/07/08 02:44:16	0.500	93.6	12.0
44	2010/07/08 02:44:17	0.500	93.3	11.7
45	2010/07/08 02:44:18	0.500	96.0	12.7
46	2010/07/08 02:44:19	0.500	94.1	12.1
47	2010/07/08 02:44:20	0.500	95.3	12.1
48	2010/07/08 02:44:21	0.500	93.4	12.0
49	2010/07/08 02:44:22	0.500	94.7	12.4
50	2010/07/08 02:44:23	0.500	95.4	12.5
51	2010/07/08 02:44:25	0.625	94.6	12.1
52	2010/07/08 02:44:26	0.500	94.5	12.2
53	2010/07/08 02:44:27	0.625	96.1	12.9
54	2010/07/08 02:44:28	0.500	95.3	12.5
55	2010/07/08 02:44:29	0.500	96.9	12.5
56	2010/07/08 02:44:31	0.500	98.0	13.0
57	2010/07/08 02:44:33	0.500	96.9	13.0
58	2010/07/08 02:44:34	0.500	99.3	12.8
59	2010/07/08 02:44:36	0.500	94.9	12.4
60	2010/07/08 02:44:37	0.625	96.5	13.1
61	2010/07/08 02:44:39	0.500	95.5	12.9
62	2010/07/08 02:44:40	0.625	98.6	12.7
63	2010/07/08 02:44:44	0.500	98.4	13.5
64	2010/07/08 02:44:46	0.500	96.2	13.1
65	2010/07/08 02:44:48	0.625	103.5	13.9
66	2010/07/08 02:44:52	0.500	96.1	13.9

67	2010/07/08 02:44:54	0.625	95.3	12.7
68	2010/07/08 02:44:55	0.500	96.2	13.0
69	2010/07/08 02:44:57	0.500	97.7	13.0
70	2010/07/08 02:44:59	0.500	97.6	13.6
71	2010/07/08 02:45:01	0.500	95.5	13.3
72	2010/07/08 02:45:03	0.625	103.9	13.8
73	2010/07/08 02:45:08	0.500	100.1	14.2
74	2010/07/08 02:45:10	0.625	96.2	12.5
75	2010/07/08 02:45:12	0.625	98.7	13.6
76	2010/07/08 02:45:14	0.625	96.7	13.2
77	2010/07/08 02:45:17	0.625	96.6	13.6
78	2010/07/08 02:45:20	0.500	96.6	14.0
79	2010/07/08 02:45:21	0.500	98.9	13.6
80	2010/07/08 02:45:25	0.500	102.4	14.1
81	2010/07/08 02:45:31	0.625	97.9	14.1
82	2010/07/08 02:45:33	0.500	97.0	13.5
83	2010/07/08 02:45:36	0.500	96.3	13.3
84	2010/07/08 02:45:38	0.500	97.0	13.5
85	2010/07/08 02:45:40	0.500	96.4	12.9
86	2010/07/08 02:45:42	0.625	98.4	13.5
87	2010/07/08 02:45:44	0.500	97.0	13.5
88	2010/07/08 02:45:46	0.500	96.9	13.4
89	2010/07/08 02:45:48	0.500	96.4	13.0
90	2010/07/08 02:45:50	0.500	98.8	13.8
91	2010/07/08 02:45:54	0.625	97.1	13.5
92	2010/07/08 02:45:57	0.500	98.1	13.5
93	2010/07/08 02:45:59	0.625	102.4	13.9
94	2010/07/08 02:46:03	0.625	96.8	14.0
95	2010/07/08 02:46:05	0.500	96.4	13.0
96	2010/07/08 02:46:07	0.500	102.5	14.1
97	2010/07/08 02:46:13	0.625	98.2	13.7
98	2010/07/08 02:46:15	0.500	104.9	14.1
99	2010/07/08 02:46:22	0.500	100.3	14.1
100	2010/07/08 02:46:25	0.625	97.8	13.7

101	2010/07/08 02:46:27	0.500	97.0	13.7
102	2010/07/08 02:46:30	0.500	95.6	13.7
103	2010/07/08 02:46:31	0.625	99.8	13.8
104	2010/07/08 02:46:36	0.625	94.9	13.9
105	2010/07/08 02:46:40	0.625	96.4	12.8
106	2010/07/08 02:46:43	0.500	97.0	13.6
107	2010/07/08 02:46:45	0.500	96.3	13.5
108	2010/07/08 02:46:47	0.500	100.9	14.0
109	2010/07/08 02:46:50	0.500	98.2	13.9
110	2010/07/08 02:46:56	0.500	97.6	13.7
111	2010/07/08 02:47:00	0.500	97.7	13.4
112	2010/07/08 02:47:09	0.625	98.9	14.1
113	2010/07/08 02:47:16	0.625	98.9	13.8
114	2010/07/08 02:47:19	0.500	95.3	13.6
115	2010/07/08 02:47:22	0.625	101.6	14.1
116	2010/07/08 02:47:27	0.500	98.7	13.8
117	2010/07/08 02:47:30	0.500	96.6	13.7
118	2010/07/08 02:47:32	0.500	96.7	13.5
119	2010/07/08 02:47:35	0.625	99.2	13.9
120	2010/07/08 02:47:39	0.500	97.1	14.1
121	2010/07/08 02:47:41	0.625	104.6	13.8
122	2010/07/08 02:47:48	0.500	98.8	14.2
123	2010/07/08 02:47:50	0.500	97.6	13.7
124	2010/07/08 02:47:53	0.625	106.5	14.0
125	2010/07/08 02:48:01	0.500	100.3	14.3
126	2010/07/08 02:48:04	0.500	107.0	14.2
127	2010/07/08 02:48:13	0.500	99.2	14.3
128	2010/07/08 02:48:15	0.500	96.8	13.5
129	2010/07/08 02:48:18	0.500	96.5	13.7
130	2010/07/08 02:48:20	0.625	95.6	13.6
131	2010/07/08 02:48:22	0.500	99.4	13.9
132	2010/07/08 02:48:27	0.625	96.7	13.9
133	2010/07/08 02:48:29	0.500	105.7	14.1
134	2010/07/08 02:48:39	0.500	96.3	13.8

135	2010/07/08 02:48:41	0.500	95.2	13.4
136	2010/07/08 02:48:43	0.500	96.6	13.7
137	2010/07/08 02:48:45	0.625	96.1	13.5
138	2010/07/08 02:48:48	0.625	102.8	13.9
139	2010/07/08 02:48:54	0.500	98.6	14.2
140	2010/07/08 02:48:57	0.500	107.1	14.1
141	2010/07/08 02:49:08	0.500	100.9	14.2
142	2010/07/08 02:49:12	0.500	97.7	13.8
143	2010/07/08 02:49:14	0.625	95.2	13.5
144	2010/07/08 02:49:16	0.625	96.7	13.3
145	2010/07/08 02:49:19	0.500	96.4	13.7
146	2010/07/08 02:49:21	0.625	96.5	13.2
147	2010/07/08 02:49:23	0.500	100.4	14.0
148	2010/07/08 02:49:30	0.625	99.2	14.0
149	2010/07/08 02:49:33	0.500	99.0	14.0
150	2010/07/08 02:49:38	0.500	96.3	14.2
151	2010/07/08 02:49:40	0.500	102.4	14.0
152	2010/07/08 02:49:46	0.500	100.7	14.1
153	2010/07/08 02:49:51	0.625	97.5	14.0
154	2010/07/08 02:49:53	0.625	95.7	13.5
155	2010/07/08 02:49:56	0.500	95.3	14.0
156	2010/07/08 02:49:58	0.500	107.1	14.2
157	2010/07/08 02:50:09	0.500	100.4	14.1
158	2010/07/08 02:50:12	0.500	95.8	13.7
159	2010/07/08 02:50:14	0.500	94.9	13.7
160	2010/07/08 02:50:16	0.500	106.9	14.0
161	2010/07/08 02:50:28	0.625	100.3	14.1
162	2010/07/08 02:50:31	0.500	95.8	13.5
163	2010/07/08 02:50:33	0.500	96.2	13.7
164	2010/07/08 02:50:36	0.625	96.4	13.6
165	2010/07/08 02:50:41	0.500	94.6	13.6
166	2010/07/08 02:50:47	0.500	95.8	13.5
167	2010/07/08 02:50:56	0.500	99.1	14.2
168	2010/07/08 02:50:59	0.625	96.1	13.6

169	2010/07/08 02:51:01	0.500	101.5	14.1
170	2010/07/08 02:51:08	0.500	98.7	14.1
171	2010/07/08 02:51:11	0.500	96.4	13.8
172	2010/07/08 02:51:13	0.625	95.6	13.2
173	2010/07/08 02:51:18	0.500	96.9	14.1
174	2010/07/08 02:51:20	0.625	95.9	13.5
175	2010/07/08 02:51:22	0.500	96.5	13.6
176	2010/07/08 02:51:25	0.500	96.5	14.1
177	2010/07/08 02:51:28	0.500	98.9	14.0
178	2010/07/08 02:51:36	0.500	99.9	14.0
179	2010/07/08 02:51:41	0.500	97.1	14.2
180	2010/07/08 02:51:44	0.500	99.8	14.0
181	2010/07/08 02:51:51	0.500	96.1	13.7
182	2010/07/08 02:51:54	0.500	107.0	14.1
183	2010/07/08 02:52:08	0.500	99.9	14.1
184	2010/07/08 02:52:11	0.625	97.0	13.8
185	2010/07/08 02:52:21	0.500	98.6	13.1
186	2010/07/08 02:52:26	0.500	97.1	14.1
187	2010/07/08 02:52:28	0.625	107.0	13.8
188	2010/07/08 02:52:41	0.500	98.7	14.2
189	2010/07/08 02:52:44	0.500	94.7	13.7
190	2010/07/08 02:52:46	0.500	96.7	13.7
191	2010/07/08 02:52:51	0.500	95.4	13.9
192	2010/07/08 02:52:53	0.625	95.4	13.5
193	2010/07/08 02:53:00	0.500	94.7	13.4
194	2010/07/08 02:53:02	0.500	103.0	14.1
195	2010/07/08 02:53:11	0.500	97.1	14.2
196	2010/07/08 02:53:13	0.625	93.8	13.0
197	2010/07/08 02:53:15	0.500	100.6	14.0
198	2010/07/08 02:53:29	0.500	95.4	14.1
199	2010/07/08 02:53:31	0.500	101.1	14.0
200	2010/07/08 02:53:40	0.500	97.4	14.2
201	2010/07/08 02:53:42	0.500	94.3	13.5
202	2010/07/08 02:53:47	0.625	95.1	14.1

203	2010/07/08 02:53:48	0.625	94.5	13.3
204	2010/07/08 02:53:51	0.500	103.7	14.1
205	2010/07/08 02:54:04	0.625	96.6	13.6
206	2010/07/08 02:54:10	0.625	93.9	13.6
207	2010/07/08 02:54:12	0.625	96.7	13.7
208	2010/07/08 02:54:17	0.625	95.7	14.1
209	2010/07/08 02:54:24	0.625	94.5	13.6
210	2010/07/08 02:54:29	0.500	95.1	13.8
211	2010/07/08 02:54:31	0.500	94.2	13.8
212	2010/07/08 02:54:33	0.500	93.5	13.5
213	2010/07/08 02:54:35	0.500	93.5	13.4
214	2010/07/08 02:54:37	0.500	94.7	13.7
215	2010/07/08 02:54:40	0.500	94.2	13.7
216	2010/07/08 02:54:42	0.500	100.6	14.1
217	2010/07/08 02:54:54	0.500	93.5	13.2
218	2010/07/08 02:54:56	0.625	94.6	13.4
219	2010/07/08 02:54:58	0.500	93.3	13.5
220	2010/07/08 02:55:03	0.500	94.2	14.2
221	2010/07/08 02:55:05	0.500	92.5	13.3
222	2010/07/08 02:55:09	0.500	94.4	14.2
223	2010/07/08 02:55:11	0.500	97.6	13.8
224	2010/07/08 02:55:19	0.625	93.9	13.3
225	2010/07/08 02:55:21	0.500	94.3	13.7
226	2010/07/08 02:55:26	0.500	95.4	13.3
227	2010/07/08 02:55:31	0.500	96.8	14.3
228	2010/07/08 02:55:34	0.500	93.5	12.7
229	2010/07/08 02:55:36	0.625	94.4	13.4
230	2010/07/08 02:55:38	0.625	95.6	13.7
231	2010/07/08 02:55:41	0.500	95.2	14.0
232	2010/07/08 02:55:46	0.500	93.5	13.6
233	2010/07/08 02:55:48	0.500	96.9	13.2
234	2010/07/08 02:55:57	0.500	93.4	13.4
235	2010/07/08 02:55:59	0.500	92.3	13.7
236	2010/07/08 02:56:03	0.500	94.0	14.2

237	2010/07/08 02:56:05	0.500	107.1	14.2
238	2010/07/08 02:56:26	0.500	96.9	14.2
239	2010/07/08 02:56:28	0.500	92.3	12.7
240	2010/07/08 02:56:29	0.500	93.3	13.1
241	2010/07/08 02:56:31	0.625	92.3	13.3
242	2010/07/08 02:56:33	0.500	92.3	13.3
243	2010/07/08 02:56:35	0.500	92.9	13.5
244	2010/07/08 02:56:36	0.500	92.8	13.4
245	2010/07/08 02:56:38	0.625	93.2	13.4
246	2010/07/08 02:56:41	0.500	94.9	13.9
247	2010/07/08 02:56:44	0.500	93.7	13.8
248	2010/07/08 02:56:46	0.500	92.9	13.5
249	2010/07/08 02:56:48	0.625	100.8	14.0
250	2010/07/08 02:57:02	0.500	94.5	13.9
251	2010/07/08 02:57:03	0.500	92.4	12.8
252	2010/07/08 02:57:05	0.500	93.6	13.4
253	2010/07/08 02:57:09	0.500	93.1	13.5
254	2010/07/08 02:57:11	0.500	93.0	13.5
255	2010/07/08 02:57:13	0.500	93.0	13.6
256	2010/07/08 02:57:15	0.500	93.0	13.7
257	2010/07/08 02:57:17	0.500	92.7	13.3
258	2010/07/08 02:57:19	0.500	92.6	13.5
259	2010/07/08 02:57:21	0.500	94.2	13.7
260	2010/07/08 02:57:27	0.500	93.9	14.3
261	2010/07/08 02:57:29	0.500	92.4	13.2
262	2010/07/08 02:57:31	0.500	91.9	12.9
263	2010/07/08 02:57:32	0.500	92.6	12.9
264	2010/07/08 02:57:35	0.500	93.6	13.8
265	2010/07/08 02:57:37	0.500	95.4	13.9
266	2010/07/08 02:57:43	0.500	93.3	13.1
267	2010/07/08 02:57:46	0.500	96.5	14.0
268	2010/07/08 02:57:50	0.500	93.6	14.1
269	2010/07/08 02:57:52	0.500	92.9	13.4
270	2010/07/08 02:57:54	0.500	93.2	13.6

271	2010/07/08 02:57:56	0.625	93.5	13.6
272	2010/07/08 02:58:01	0.625	93.2	14.1
273	2010/07/08 02:58:03	0.500	92.1	12.9
274	2010/07/08 02:58:04	0.625	93.1	13.4
275	2010/07/08 02:58:07	0.625	92.6	13.5
276	2010/07/08 02:58:09	0.500	93.0	13.7
277	2010/07/08 02:58:11	0.500	93.6	13.7
278	2010/07/08 02:58:15	0.500	95.5	13.9
279	2010/07/08 02:58:19	0.625	94.4	13.9
280	2010/07/08 02:58:22	0.500	93.5	14.0
281	2010/07/08 02:58:35	0.625	94.2	14.1
282	2010/07/08 02:58:37	0.500	91.5	12.7
283	2010/07/08 02:58:38	0.500	92.9	13.2
284	2010/07/08 02:58:40	0.625	93.9	13.2
285	2010/07/08 02:58:44	0.625	93.0	13.9
286	2010/07/08 02:58:46	0.625	92.1	12.8
287	2010/07/08 02:58:48	0.625	92.2	13.3
288	2010/07/08 02:58:49	0.500	92.4	13.2
289	2010/07/08 02:58:54	0.500	92.6	13.7
290	2010/07/08 02:58:56	0.500	89.9	13.2
291	2010/07/08 02:58:59	0.500	93.8	14.2
292	2010/07/08 02:59:02	0.625	92.8	13.7
293	2010/07/08 02:59:04	0.500	92.8	13.6
294	2010/07/08 02:59:06	0.625	93.1	13.7
295	2010/07/08 02:59:08	0.500	92.8	13.6
296	2010/07/08 02:59:11	0.500	92.7	13.7
297	2010/07/08 02:59:13	0.625	94.6	13.7
298	2010/07/08 02:59:16	0.625	93.0	13.8
299	2010/07/08 02:59:18	0.500	93.0	13.6
300	2010/07/08 02:59:20	0.500	90.5	13.3
301	2010/07/08 02:59:24	0.625	93.8	14.0
302	2010/07/08 02:59:27	0.625	92.9	13.4
303	2010/07/08 02:59:29	0.500	98.9	14.0
304	2010/07/08 02:59:40	0.500	93.8	14.2

305	2010/07/08 02:59:41	0.500	93.1	12.5
306	2010/07/08 02:59:44	0.625	92.4	13.8
307	2010/07/08 02:59:46	0.625	92.2	13.2
308	2010/07/08 02:59:48	0.500	92.5	13.5
309	2010/07/08 02:59:51	0.500	92.6	13.9
310	2010/07/08 02:59:52	0.625	92.2	13.3
311	2010/07/08 02:59:54	0.625	92.3	13.4
312	2010/07/08 02:59:56	0.500	92.4	13.5
313	2010/07/08 03:00:01	0.625	93.0	13.7
314	2010/07/08 03:00:04	0.500	92.0	13.1
315	2010/07/08 03:00:05	0.625	92.4	12.7
316	2010/07/08 03:00:07	0.500	106.4	14.1
317	2010/07/08 03:00:31	0.625	93.1	14.1
318	2010/07/08 03:00:32	0.500	90.8	12.3
319	2010/07/08 03:00:33	0.500	91.1	11.6
320	2010/07/08 03:00:34	0.500	91.3	12.9
321	2010/07/08 03:00:36	0.500	91.8	12.6
322	2010/07/08 03:00:38	0.500	93.1	13.6
323	2010/07/08 03:00:40	0.500	93.3	13.7
324	2010/07/08 03:00:43	0.500	92.4	13.7
325	2010/07/08 03:00:44	0.500	93.8	13.6
326	2010/07/08 03:00:47	0.500	91.6	13.1
327	2010/07/08 03:00:49	0.625	91.7	12.7
328	2010/07/08 03:00:51	0.500	92.1	13.3
329	2010/07/08 03:00:53	0.625	92.4	13.7
330	2010/07/08 03:00:58	0.500	92.2	13.7
331	2010/07/08 03:01:00	0.625	93.3	13.7
332	2010/07/08 03:01:03	0.500	92.5	13.7
333	2010/07/08 03:01:05	0.500	93.1	13.7
334	2010/07/08 03:01:08	0.500	101.4	14.1
335	2010/07/08 03:01:23	0.500	93.4	14.1
336	2010/07/08 03:01:25	0.625	91.6	12.7
337	2010/07/08 03:01:27	0.500	91.0	13.1
338	2010/07/08 03:01:28	0.625	90.7	12.5

339	2010/07/08 03:01:30	0.500	90.9	13.2
340	2010/07/08 03:01:31	0.500	91.6	13.2
341	2010/07/08 03:01:33	0.500	92.2	13.6
342	2010/07/08 03:01:35	0.500	91.7	13.3
343	2010/07/08 03:01:37	0.500	92.6	13.0
344	2010/07/08 03:01:40	0.500	92.0	13.8
345	2010/07/08 03:01:42	0.500	91.6	13.5
346	2010/07/08 03:01:44	0.500	92.2	13.7
347	2010/07/08 03:01:46	0.500	93.9	13.4
348	2010/07/08 03:01:52	0.625	91.8	13.5
349	2010/07/08 03:01:54	0.500	94.3	13.7
350	2010/07/08 03:01:58	0.500	94.0	14.0
351	2010/07/08 03:02:01	0.625	92.4	13.6
352	2010/07/08 03:02:05	0.500	92.1	13.5
353	2010/07/08 03:02:07	0.625	92.2	13.4
354	2010/07/08 03:02:09	0.500	91.9	13.6
355	2010/07/08 03:02:12	0.500	93.0	13.8
356	2010/07/08 03:02:14	0.625	91.6	13.4
357	2010/07/08 03:02:21	0.500	92.3	14.1
358	2010/07/08 03:02:23	0.500	91.8	13.6
359	2010/07/08 03:02:25	0.500	91.8	13.6
360	2010/07/08 03:02:27	0.625	91.8	13.6
361	2010/07/08 03:02:29	0.500	91.7	13.6
362	2010/07/08 03:02:31	0.500	91.7	13.7
363	2010/07/08 03:02:41	0.500	94.4	13.8
364	2010/07/08 03:02:45	0.625	94.2	13.6
365	2010/07/08 03:02:48	0.500	92.5	14.0
366	2010/07/08 03:02:50	0.500	91.9	13.5
367	2010/07/08 03:02:52	0.625	92.0	13.5
368	2010/07/08 03:02:57	0.500	92.4	13.6
369	2010/07/08 03:03:02	0.625	92.2	13.7
370	2010/07/08 03:03:04	0.500	92.0	13.1
371	2010/07/08 03:03:06	0.500	92.7	13.2
372	2010/07/08 03:03:12	0.500	94.2	13.9

373	2010/07/08 03:03:15	0.500	92.4	13.9
374	2010/07/08 03:03:17	0.500	92.1	13.6
375	2010/07/08 03:03:19	0.500	92.0	13.6
376	2010/07/08 03:03:21	0.625	91.9	13.6
377	2010/07/08 03:03:24	0.500	91.2	13.5
378	2010/07/08 03:03:26	0.500	92.2	13.6
379	2010/07/08 03:03:28	0.625	91.9	13.3
380	2010/07/08 03:03:31	0.625	92.0	13.7
381	2010/07/08 03:03:33	0.500	91.6	13.8
382	2010/07/08 03:03:35	0.625	91.9	13.3
383	2010/07/08 03:03:37	0.500	91.9	13.6
384	2010/07/08 03:03:39	0.625	92.6	13.6
385	2010/07/08 03:03:42	0.500	92.6	13.9
386	2010/07/08 03:03:44	0.500	93.3	13.9
387	2010/07/08 03:03:47	0.500	93.1	14.0
388	2010/07/08 03:03:50	0.500	92.3	13.7
389	2010/07/08 03:03:52	0.625	92.2	13.6
390	2010/07/08 03:03:55	0.500	92.5	13.9
391	2010/07/08 03:03:57	0.625	92.6	13.6
392	2010/07/08 03:04:00	0.625	92.2	13.2
393	2010/07/08 03:04:02	0.500	91.8	13.7
394	2010/07/08 03:04:07	0.500	92.6	13.9
395	2010/07/08 03:04:09	0.500	93.9	13.1
396	2010/07/08 03:04:15	0.625	94.2	14.1
397	2010/07/08 03:04:18	0.500	92.4	13.7
398	2010/07/08 03:04:20	0.500	91.2	13.6
399	2010/07/08 03:04:21	0.500	92.5	13.0
400	2010/07/08 03:04:24	0.500	92.2	13.7
401	2010/07/08 03:04:26	0.625	93.0	13.7
402	2010/07/08 03:04:29	0.500	95.6	14.0
403	2010/07/08 03:04:33	0.625	94.7	13.2
404	2010/07/08 03:04:36	0.500	92.9	13.9
405	2010/07/08 03:04:39	0.625	93.7	13.8
406	2010/07/08 03:04:42	0.500	92.5	13.9

407	2010/07/08 03:04:44	0.500	92.5	13.5
408	2010/07/08 03:04:46	0.500	92.8	13.8
409	2010/07/08 03:04:49	0.500	92.7	13.4
410	2010/07/08 03:04:59	0.500	92.4	14.1
411	2010/07/08 03:05:01	0.625	93.0	13.2
412	2010/07/08 03:05:06	0.625	92.6	13.7
413	2010/07/08 03:05:07	0.500	97.7	13.8
414	2010/07/08 03:05:17	0.625	93.9	14.0
415	2010/07/08 03:05:19	0.500	92.0	13.0
416	2010/07/08 03:05:20	0.500	92.1	13.1
417	2010/07/08 03:05:22	0.500	91.9	13.3
418	2010/07/08 03:05:24	0.500	92.2	13.5
419	2010/07/08 03:05:27	0.500	95.6	13.9
420	2010/07/08 03:05:32	0.500	93.1	14.1
421	2010/07/08 03:05:34	0.500	92.7	13.5
422	2010/07/08 03:05:36	0.500	93.8	13.8
423	2010/07/08 03:05:41	0.500	92.5	13.6
424	2010/07/08 03:05:43	0.500	92.4	13.6
425	2010/07/08 03:05:45	0.500	92.6	13.8
426	2010/07/08 03:05:48	0.500	94.0	13.8
427	2010/07/08 03:05:51	0.500	92.6	13.8
428	2010/07/08 03:05:53	0.500	93.1	13.7
429	2010/07/08 03:05:56	0.500	93.5	13.9
430	2010/07/08 03:05:58	0.500	93.7	13.7
431	2010/07/08 03:06:01	0.500	93.8	14.0
432	2010/07/08 03:06:04	0.500	93.7	14.1
433	2010/07/08 03:06:07	0.500	97.3	14.1
434	2010/07/08 03:06:14	0.500	93.6	14.1
435	2010/07/08 03:06:16	0.500	96.7	13.8
436	2010/07/08 03:06:22	0.500	93.9	14.1
437	2010/07/08 03:06:24	0.500	93.0	12.7
438	2010/07/08 03:06:26	0.625	92.2	13.5
439	2010/07/08 03:06:28	0.500	92.3	13.5
440	2010/07/08 03:06:30	0.500	92.8	13.7

441	2010/07/08 03:06:33	0.500	92.6	13.1
442	2010/07/08 03:06:36	0.625	94.7	13.6
443	2010/07/08 03:06:42	0.500	93.8	14.1
444	2010/07/08 03:06:44	0.500	92.2	13.6
445	2010/07/08 03:06:46	0.625	94.3	12.9
446	2010/07/08 03:06:54	0.500	91.8	13.5
447	2010/07/08 03:06:56	0.625	92.3	13.4
448	2010/07/08 03:06:58	0.500	97.3	14.0
449	2010/07/08 03:07:06	0.500	92.7	14.2
450	2010/07/08 03:07:10	0.500	92.5	14.1
451	2010/07/08 03:07:11	0.625	96.6	13.7
452	2010/07/08 03:07:21	0.625	93.6	14.1
453	2010/07/08 03:07:23	0.500	91.1	12.5
454	2010/07/08 03:07:26	0.500	92.9	11.5
455	2010/07/08 03:07:29	0.500	91.7	13.7
456	2010/07/08 03:07:31	0.625	91.8	13.3
457	2010/07/08 03:07:33	0.500	92.3	13.7
458	2010/07/08 03:07:36	0.500	92.1	13.7
459	2010/07/08 03:07:38	0.500	91.9	13.6
460	2010/07/08 03:07:40	0.500	94.1	13.8
461	2010/07/08 03:07:47	0.625	95.0	13.6
462	2010/07/08 03:07:59	0.500	94.2	14.2
463	2010/07/08 03:08:00	0.500	92.1	13.2
464	2010/07/08 03:08:03	0.500	93.2	13.8
465	2010/07/08 03:08:05	0.625	92.4	13.3
466	2010/07/08 03:08:13	0.500	93.3	14.1
467	2010/07/08 03:08:15	0.625	93.1	13.4
468	2010/07/08 03:08:18	0.500	98.1	14.1
469	2010/07/08 03:08:28	0.500	94.4	14.2
470	2010/07/08 03:08:30	0.500	91.8	12.8
471	2010/07/08 03:08:31	0.625	92.1	12.4
472	2010/07/08 03:08:33	0.500	92.2	13.1
473	2010/07/08 03:08:35	0.625	94.3	13.1
474	2010/07/08 03:08:39	0.625	94.6	14.0

475	2010/07/08 03:08:42	0.500	99.3	14.1
476	2010/07/08 03:08:54	0.625	94.7	14.1
477	2010/07/08 03:08:56	0.500	97.4	13.7
478	2010/07/08 03:09:06	0.625	95.0	14.1
479	2010/07/08 03:09:08	0.500	92.1	13.1
480	2010/07/08 03:09:09	0.625	99.9	13.9
481	2010/07/08 03:09:19	0.500	95.2	14.1
482	2010/07/08 03:09:25	0.500	93.9	14.1
483	2010/07/08 03:09:27	0.500	92.3	12.8
484	2010/07/08 03:09:29	0.500	93.0	12.8
485	2010/07/08 03:09:31	0.500	93.0	13.6
486	2010/07/08 03:09:34	0.500	99.8	14.0
487	2010/07/08 03:09:41	0.500	94.5	14.1
488	2010/07/08 03:09:43	0.625	93.4	13.6
489	2010/07/08 03:09:45	0.625	100.3	13.7
490	2010/07/08 03:09:55	0.625	95.3	14.0
491	2010/07/08 03:09:57	0.625	96.9	13.7
492	2010/07/08 03:10:01	0.625	94.4	14.0
493	2010/07/08 03:10:04	0.625	93.1	13.7
494	2010/07/08 03:10:06	0.625	95.0	13.7
495	2010/07/08 03:10:12	0.625	94.4	13.8
496	2010/07/08 03:10:20	0.500	96.1	14.1
497	2010/07/08 03:10:23	0.625	92.0	13.0
498	2010/07/08 03:10:31	0.500	95.1	14.1
499	2010/07/08 03:10:36	0.500	99.4	13.5
500	2010/07/08 03:10:42	0.500	98.9	14.0
501	2010/07/08 03:10:47	0.625	94.0	14.0
502	2010/07/08 03:10:49	0.625	92.5	12.9
503	2010/07/08 03:10:50	0.625	99.1	13.5
504	2010/07/08 03:10:58	0.500	93.9	13.7
505	2010/07/08 03:11:00	0.625	94.7	13.4
506	2010/07/08 03:11:10	0.500	95.9	14.2
507	2010/07/08 03:11:13	0.500	94.0	13.6
508	2010/07/08 03:11:15	0.500	100.1	14.1

509	2010/07/08 03:11:30	0.500	97.1	14.2
510	2010/07/08 03:11:34	0.625	94.2	13.9
511	2010/07/08 03:11:36	0.500	104.1	14.2
512	2010/07/08 03:11:46	0.625	99.1	13.7
513	2010/07/08 03:11:50	0.500	97.4	13.5
514	2010/07/08 03:11:54	0.500	100.0	14.1
515	2010/07/08 03:12:01	0.500	95.6	13.8
516	2010/07/08 03:12:03	0.500	99.4	13.9
517	2010/07/08 03:12:09	0.500	97.3	14.1
518	2010/07/08 03:12:15	0.500	95.9	14.2
519	2010/07/08 03:12:17	0.500	95.1	13.6
520	2010/07/08 03:12:19	0.500	98.2	14.0
521	2010/07/08 03:12:28	0.500	94.9	13.8
522	2010/07/08 03:12:31	0.625	95.8	13.9
523	2010/07/08 03:12:34	0.500	95.9	13.8
524	2010/07/08 03:12:38	0.500	95.9	14.1
525	2010/07/08 03:12:40	0.500	99.6	14.0
526	2010/07/08 03:12:45	0.625	95.7	14.0
527	2010/07/08 03:12:49	0.625	97.6	14.0
528	2010/07/08 03:12:53	0.625	95.6	14.1
529	2010/07/08 03:12:55	0.500	93.9	12.9
530	2010/07/08 03:12:58	0.500	97.7	14.0
531	2010/07/08 03:13:11	0.500	94.3	13.3
532	2010/07/08 03:13:13	0.500	100.1	14.0
533	2010/07/08 03:13:19	0.500	101.4	14.2
534	2010/07/08 03:13:24	0.500	96.1	14.1
535	2010/07/08 03:13:27	0.500	103.4	14.2
536	2010/07/08 03:13:33	0.625	96.5	14.0
537	2010/07/08 03:13:38	0.500	97.8	13.5
538	2010/07/08 03:13:41	0.500	94.2	13.1
539	2010/07/08 03:13:43	0.625	92.5	13.2
540	2010/07/08 03:13:50	0.500	94.9	13.9
541	2010/07/08 03:13:51	0.500	96.6	13.7
542	2010/07/08 03:14:00	0.500	102.4	14.0

543	2010/07/08 03:14:07	0.500	96.0	14.1
544	2010/07/08 03:14:09	0.500	98.2	14.0
545	2010/07/08 03:14:14	0.500	96.1	13.4
546	2010/07/08 03:14:16	0.500	101.0	14.0
547	2010/07/08 03:14:21	0.625	98.2	14.1
548	2010/07/08 03:14:27	0.625	97.8	14.1
549	2010/07/08 03:14:31	0.500	94.0	14.1
550	2010/07/08 03:14:34	0.500	96.7	14.0
551	2010/07/08 03:14:37	0.500	105.3	14.0
552	2010/07/08 03:14:44	0.625	95.5	14.0
553	2010/07/08 03:14:49	0.500	95.5	13.6
554	2010/07/08 03:14:51	0.625	96.2	13.7
555	2010/07/08 03:14:56	0.500	101.3	13.6
556	2010/07/08 03:15:02	0.500	100.4	13.7
557	2010/07/08 03:15:08	0.500	92.0	14.1
558	2010/07/08 03:15:10	0.500	98.0	14.1
559	2010/07/08 03:15:14	0.500	102.0	14.2
560	2010/07/08 03:15:20	0.500	97.4	13.5
561	2010/07/08 03:15:24	0.625	96.4	13.8
562	2010/07/08 03:15:27	0.500	98.4	14.1
563	2010/07/08 03:15:33	0.500	96.0	13.8
564	2010/07/08 03:15:37	0.500	97.0	14.1
565	2010/07/08 03:15:49	0.500	100.5	13.8
566	2010/07/08 03:15:53	0.500	94.8	14.1
567	2010/07/08 03:15:57	0.500	98.5	13.7
568	2010/07/08 03:16:01	0.500	96.3	14.1
569	2010/07/08 03:16:04	0.500	100.0	14.1
570	2010/07/08 03:16:09	0.625	97.5	14.0
571	2010/07/08 03:16:20	0.625	93.1	14.0
572	2010/07/08 03:16:22	0.500	99.9	14.0
573	2010/07/08 03:16:26	0.625	100.8	13.8
574	2010/07/08 03:16:30	0.500	96.7	14.0
575	2010/07/08 03:16:33	0.500	103.3	14.1
576	2010/07/08 03:16:43	0.500	95.8	13.8

577	2010/07/08 03:16:46	0.500	98.6	14.2
578	2010/07/08 03:16:50	0.500	92.6	13.7
579	2010/07/08 03:16:52	0.625	97.0	13.9
580	2010/07/08 03:16:55	0.500	95.4	13.0
581	2010/07/08 03:16:58	0.625	98.4	14.1
582	2010/07/08 03:17:02	0.625	103.9	14.0
583	2010/07/08 03:17:08	0.625	97.0	14.0
584	2010/07/08 03:17:12	0.500	99.6	14.2
585	2010/07/08 03:17:16	0.625	97.3	13.8
586	2010/07/08 03:17:20	0.625	98.6	14.1
587	2010/07/08 03:17:23	0.500	97.7	14.1
588	2010/07/08 03:17:31	0.625	94.5	13.9
589	2010/07/08 03:17:34	0.625	99.5	14.0
590	2010/07/08 03:17:37	0.500	97.9	14.1
591	2010/07/08 03:17:40	0.500	95.2	13.8
592	2010/07/08 03:17:42	0.500	98.8	13.9
593	2010/07/08 03:17:46	0.500	100.3	13.8
594	2010/07/08 03:17:51	0.500	95.5	14.1
595	2010/07/08 03:17:54	0.625	92.6	13.8
596	2010/07/08 03:17:56	0.500	99.5	14.0
597	2010/07/08 03:18:00	0.500	100.2	14.1
598	2010/07/08 03:18:05	0.500	106.9	14.1
599	2010/07/08 03:18:12	0.500	98.3	13.4
600	2010/07/08 03:18:16	0.625	101.1	14.0
601	2010/07/08 03:18:21	0.500	97.7	14.2
602	2010/07/08 03:18:27	0.500	94.2	13.9
603	2010/07/08 03:18:30	0.625	97.8	14.0
604	2010/07/08 03:18:35	0.625	97.0	13.8
605	2010/07/08 03:18:38	0.500	98.6	14.0
606	2010/07/08 03:18:41	0.625	94.4	13.7
607	2010/07/08 03:18:46	0.500	100.8	14.0
608	2010/07/08 03:18:50	0.500	96.3	14.1
609	2010/07/08 03:18:53	0.625	98.6	14.0
610	2010/07/08 03:18:57	0.500	101.0	14.1

611	2010/07/08 03:19:01	0.500	98.0	14.1
612	2010/07/08 03:19:08	0.625	100.1	14.0
613	2010/07/08 03:19:12	0.500	101.1	14.1
614	2010/07/08 03:19:20	0.500	97.5	13.2
615	2010/07/08 03:19:28	0.500	99.1	14.2
616	2010/07/08 03:19:35	0.500	97.3	14.1
617	2010/07/08 03:19:38	0.500	99.7	14.0
618	2010/07/08 03:19:42	0.500	96.0	13.9
619	2010/07/08 03:19:44	0.500	98.7	14.1
620	2010/07/08 03:19:48	0.625	89.7	12.7
621	2010/07/08 03:19:49	0.625	98.8	13.9
622	2010/07/08 03:19:53	0.500	95.7	14.1
623	2010/07/08 03:19:55	0.625	101.2	14.0
624	2010/07/08 03:20:00	0.500	99.3	14.2
625	2010/07/08 03:20:04	0.500	100.7	14.2
626	2010/07/08 03:20:07	0.500	93.5	13.5
627	2010/07/08 03:20:09	0.500	98.7	13.9
628	2010/07/08 03:20:13	0.625	99.8	13.8
629	2010/07/08 03:20:16	0.500	99.9	13.6
630	2010/07/08 03:20:20	0.500	99.2	13.4
631	2010/07/08 03:20:23	0.625	100.8	13.8
632	2010/07/08 03:20:27	0.500	100.1	14.0
633	2010/07/08 03:20:31	0.500	94.7	13.8
634	2010/07/08 03:20:34	0.625	100.7	14.0
635	2010/07/08 03:20:37	0.625	95.6	13.8
636	2010/07/08 03:20:40	0.500	106.5	13.4
637	2010/07/08 03:20:46	0.500	101.6	14.2
638	2010/07/08 03:20:51	0.500	98.7	14.0
639	2010/07/08 03:20:54	0.500	99.5	14.1
640	2010/07/08 03:20:58	0.625	100.9	14.0
641	2010/07/08 03:21:06	0.625	94.0	13.8
642	2010/07/08 03:21:09	0.625	100.3	14.0
643	2010/07/08 03:21:12	0.625	98.4	14.0
644	2010/07/08 03:21:15	0.500	98.5	14.0

645	2010/07/08 03:21:19	0.625	106.9	14.1
646	2010/07/08 03:21:26	0.500	103.1	14.2
647	2010/07/08 03:21:31	0.500	106.8	13.5
648	2010/07/08 03:21:42	0.500	101.8	13.6
649	2010/07/08 03:21:46	0.500	99.1	14.1
650	2010/07/08 03:21:51	0.500	94.3	14.0
651	2010/07/08 03:21:53	0.500	102.6	14.2
652	2010/07/08 03:21:57	0.625	96.9	13.8
653	2010/07/08 03:21:59	0.625	100.4	13.7
654	2010/07/08 03:22:04	0.500	98.3	14.1
655	2010/07/08 03:22:07	0.500	99.1	14.0
656	2010/07/08 03:22:11	0.500	97.7	13.4
657	2010/07/08 03:22:14	0.500	100.5	13.8
658	2010/07/08 03:22:17	0.500	94.9	13.8
659	2010/07/08 03:22:20	0.500	100.9	14.1
660	2010/07/08 03:22:24	0.500	101.4	14.1
661	2010/07/08 03:22:35	0.500	104.5	14.1
662	2010/07/08 03:22:40	0.500	95.2	13.8
663	2010/07/08 03:22:43	0.500	97.4	14.0
664	2010/07/08 03:22:46	0.500	99.3	14.1
665	2010/07/08 03:22:49	0.625	98.0	13.8
666	2010/07/08 03:22:52	0.500	99.8	13.8
667	2010/07/08 03:22:58	0.500	98.8	14.0
668	2010/07/08 03:23:02	0.500	102.8	14.1
669	2010/07/08 03:23:10	0.500	100.9	14.0
670	2010/07/08 03:23:16	0.500	101.0	14.1
671	2010/07/08 03:23:19	0.625	102.0	13.5
672	2010/07/08 03:23:23	0.500	96.3	13.8
673	2010/07/08 03:23:26	0.625	91.7	13.5
674	2010/07/08 03:23:28	0.500	98.6	14.1
675	2010/07/08 03:23:31	0.625	97.2	13.9
676	2010/07/08 03:23:34	0.625	93.0	13.2
677	2010/07/08 03:23:36	0.500	101.3	14.1
678	2010/07/08 03:23:39	0.500	96.1	13.7

679	2010/07/08 03:23:47	0.500	101.6	13.4
680	2010/07/08 03:23:50	0.625	96.1	13.6
681	2010/07/08 03:23:57	0.500	99.8	14.0
682	2010/07/08 03:24:01	0.500	103.5	14.1
683	2010/07/08 03:24:05	0.500	100.5	14.1
684	2010/07/08 03:24:09	0.625	99.9	14.0
685	2010/07/08 03:24:13	0.500	95.4	13.8
686	2010/07/08 03:24:15	0.625	102.6	14.0
687	2010/07/08 03:24:19	0.625	98.8	14.0
688	2010/07/08 03:24:23	0.500	97.8	14.0
689	2010/07/08 03:24:27	0.625	101.2	13.7
690	2010/07/08 03:24:30	0.500	95.8	13.7
691	2010/07/08 03:24:33	0.625	97.6	13.7
692	2010/07/08 03:24:36	0.500	100.4	13.5
693	2010/07/08 03:24:46	0.500	101.2	14.1
694	2010/07/08 03:24:51	0.500	101.0	14.2
695	2010/07/08 03:24:55	0.500	95.9	13.9
696	2010/07/08 03:24:58	0.500	96.4	13.8
697	2010/07/08 03:25:01	0.500	91.3	13.3
698	2010/07/08 03:25:02	0.500	99.3	14.0
699	2010/07/08 03:25:05	0.500	95.2	13.8
700	2010/07/08 03:25:08	0.625	97.2	13.9
701	2010/07/08 03:25:11	0.500	97.7	13.9
702	2010/07/08 03:25:13	0.500	106.4	14.1
703	2010/07/08 03:25:18	0.625	101.8	14.0
704	2010/07/08 03:25:22	0.500	101.3	14.0
705	2010/07/08 03:25:26	0.625	98.3	13.9
706	2010/07/08 03:25:29	0.500	101.7	14.1
707	2010/07/08 03:25:33	0.500	103.3	14.1
708	2010/07/08 03:25:37	0.625	100.5	13.9
709	2010/07/08 03:25:40	0.500	98.5	14.0
710	2010/07/08 03:25:44	0.500	101.8	14.1
711	2010/07/08 03:25:48	0.500	94.5	13.9
712	2010/07/08 03:25:50	0.500	97.2	14.0

713	2010/07/08 03:25:52	0.500	99.1	13.9
714	2010/07/08 03:25:55	0.500	101.7	13.9
715	2010/07/08 03:26:01	0.500	101.2	14.1
716	2010/07/08 03:26:04	0.500	97.8	13.8
717	2010/07/08 03:26:10	0.500	99.3	14.0
718	2010/07/08 03:26:12	0.500	97.3	13.7
719	2010/07/08 03:26:15	0.500	105.3	14.1
720	2010/07/08 03:26:20	0.500	99.5	14.0
721	2010/07/08 03:26:23	0.500	100.0	14.0
722	2010/07/08 03:26:26	0.500	98.7	13.9
723	2010/07/08 03:26:29	0.500	98.5	14.0
724	2010/07/08 03:26:32	0.500	100.4	14.1
725	2010/07/08 03:26:35	0.500	106.8	13.7
726	2010/07/08 03:26:42	0.500	105.3	14.1
727	2010/07/08 03:26:47	0.625	94.0	13.8
728	2010/07/08 03:26:49	0.500	102.3	14.0
729	2010/07/08 03:26:53	0.625	103.5	13.9
730	2010/07/08 03:27:00	0.625	105.1	14.1
731	2010/07/08 03:27:05	0.625	102.2	14.0
732	2010/07/08 03:27:08	0.500	99.9	14.1
733	2010/07/08 03:27:11	0.500	103.4	14.1
734	2010/07/08 03:27:16	0.500	95.7	13.9
735	2010/07/08 03:27:19	0.500	96.8	13.9
736	2010/07/08 03:27:21	0.500	99.1	14.0
737	2010/07/08 03:27:25	0.500	97.1	14.0
738	2010/07/08 03:27:27	0.500	97.4	13.9
739	2010/07/08 03:27:30	0.500	102.1	13.6
740	2010/07/08 03:27:34	0.500	102.3	14.1
741	2010/07/08 03:27:41	0.500	102.5	14.1
742	2010/07/08 03:27:44	0.500	94.5	12.8
743	2010/07/08 03:27:46	0.625	100.2	13.9
744	2010/07/08 03:27:49	0.500	98.6	13.9
745	2010/07/08 03:27:52	0.500	102.1	14.1
746	2010/07/08 03:27:55	0.500	99.9	13.9

747	2010/07/08 03:27:58	0.500	96.1	13.8
748	2010/07/08 03:28:01	0.625	102.3	14.0
749	2010/07/08 03:28:04	0.500	105.3	14.1
750	2010/07/08 03:28:09	0.500	101.9	14.1
751	2010/07/08 03:28:16	0.500	99.4	13.9
752	2010/07/08 03:28:18	0.625	103.0	13.9
753	2010/07/08 03:28:22	0.500	101.7	13.7
754	2010/07/08 03:28:29	0.500	101.7	14.1
755	2010/07/08 03:28:33	0.500	102.6	13.5
756	2010/07/08 03:28:41	0.500	102.9	14.1
757	2010/07/08 03:28:45	0.500	106.9	14.0
758	2010/07/08 03:28:52	0.625	105.3	14.1
759	2010/07/08 03:28:57	0.500	98.3	14.1
760	2010/07/08 03:29:01	0.500	101.0	14.1
761	2010/07/08 03:29:05	0.500	101.4	14.1
762	2010/07/08 03:29:12	0.500	99.1	14.0
763	2010/07/08 03:29:15	0.500	97.9	13.9
764	2010/07/08 03:29:18	0.500	101.3	13.4
765	2010/07/08 03:29:21	0.500	106.8	13.6
766	2010/07/08 03:29:28	0.500	95.2	14.0
767	2010/07/08 03:29:35	0.500	97.3	14.0
768	2010/07/08 03:29:37	0.625	102.2	13.6
769	2010/07/08 03:29:41	0.500	107.1	14.3
770	2010/07/08 03:29:47	0.625	100.8	14.0
771	2010/07/08 03:29:51	0.500	97.8	14.0
772	2010/07/08 03:29:54	0.500	100.9	14.0
773	2010/07/08 03:30:05	0.500	97.5	13.8
774	2010/07/08 03:30:09	0.625	95.4	13.5
775	2010/07/08 03:30:11	0.500	96.1	13.8
776	2010/07/08 03:30:13	0.625	101.2	13.5
777	2010/07/08 03:30:17	0.625	107.1	14.1
778	2010/07/08 03:30:23	0.625	105.2	14.1
779	2010/07/08 03:30:33	0.500	97.5	14.1
780	2010/07/08 03:30:36	0.500	98.9	14.1

781	2010/07/08 03:30:39	0.500	98.6	14.1
782	2010/07/08 03:30:42	0.500	100.9	13.9
783	2010/07/08 03:30:46	0.625	95.8	13.7
784	2010/07/08 03:30:48	0.625	98.7	13.4
785	2010/07/08 03:30:55	0.500	101.7	13.9
786	2010/07/08 03:30:59	0.500	99.6	13.2
787	2010/07/08 03:31:02	0.625	101.3	14.0
788	2010/07/08 03:31:05	0.625	96.6	13.6
789	2010/07/08 03:31:13	0.625	97.2	13.4
790	2010/07/08 03:31:16	0.625	98.9	13.8
791	2010/07/08 03:31:19	0.625	102.8	14.1
792	2010/07/08 03:31:23	0.500	100.4	14.0
793	2010/07/08 03:31:26	0.500	102.2	14.0
794	2010/07/08 03:31:30	0.500	104.0	14.1
795	2010/07/08 03:31:33	0.625	101.6	13.8
796	2010/07/08 03:31:36	0.500	98.9	13.8
797	2010/07/08 03:31:42	0.500	106.9	13.5
798	2010/07/08 03:31:48	0.500	103.2	14.2
799	2010/07/08 03:31:52	0.625	103.9	14.1
800	2010/07/08 03:31:56	0.500	98.6	13.9
801	2010/07/08 03:31:58	0.500	104.4	13.4
802	2010/07/08 03:32:02	0.500	93.3	13.3
803	2010/07/08 03:32:04	0.625	98.3	13.7
804	2010/07/08 03:32:10	0.500	102.5	14.0
805	2010/07/08 03:32:13	0.625	102.2	13.9
806	2010/07/08 03:32:16	0.500	99.9	13.7
807	2010/07/08 03:32:20	0.500	96.9	13.4
808	2010/07/08 03:32:22	0.625	100.1	13.9
809	2010/07/08 03:32:24	0.500	96.2	13.5
810	2010/07/08 03:32:27	0.500	106.9	13.5
811	2010/07/08 03:32:31	0.500	96.8	13.8
812	2010/07/08 03:32:34	0.500	104.0	13.7
813	2010/07/08 03:32:37	0.500	96.9	13.6
814	2010/07/08 03:32:42	0.500	104.8	14.1

815	2010/07/08 03:32:46	0.500	106.8	13.7
816	2010/07/08 03:32:52	0.500	101.2	14.1
817	2010/07/08 03:32:55	0.500	96.5	13.8
818	2010/07/08 03:32:58	0.500	107.1	14.2
819	2010/07/08 03:33:03	0.500	104.7	14.1
820	2010/07/08 03:33:07	0.500	98.9	13.5
821	2010/07/08 03:33:10	0.500	106.9	13.6
822	2010/07/08 03:33:15	0.500	101.2	14.1
823	2010/07/08 03:33:19	0.500	101.4	14.0
824	2010/07/08 03:33:22	0.500	100.5	13.8
825	2010/07/08 03:33:25	0.500	107.0	14.0
826	2010/07/08 03:33:29	0.500	97.4	13.6
827	2010/07/08 03:33:32	0.500	100.0	13.9
828	2010/07/08 03:33:37	0.500	102.8	13.9
829	2010/07/08 03:33:40	0.500	105.7	14.1
830	2010/07/08 03:33:44	0.500	99.0	13.9
831	2010/07/08 03:33:47	0.625	99.6	13.9
832	2010/07/08 03:33:50	0.500	99.3	13.9
833	2010/07/08 03:33:52	0.500	97.1	13.4
834	2010/07/08 03:33:54	0.625	102.5	14.0
835	2010/07/08 03:34:00	0.500	102.4	14.1
836	2010/07/08 03:34:02	0.500	99.9	13.6
837	2010/07/08 03:34:05	0.625	98.1	13.5
838	2010/07/08 03:34:07	0.500	93.5	12.9
839	2010/07/08 03:34:08	0.625	101.6	13.9
840	2010/07/08 03:34:11	0.500	104.5	14.0
841	2010/07/08 03:34:14	0.500	96.0	13.3
842	2010/07/08 03:34:16	0.500	102.1	13.9
843	2010/07/08 03:34:19	0.500	101.0	13.7
844	2010/07/08 03:34:22	0.625	100.3	13.8
845	2010/07/08 03:34:25	0.500	99.4	13.7
846	2010/07/08 03:34:27	0.500	105.3	14.0
847	2010/07/08 03:34:30	0.625	105.3	14.0
848	2010/07/08 03:34:34	0.500	103.0	14.1

849	2010/07/08 03:34:37	0.500	99.2	13.7
850	2010/07/08 03:34:39	0.500	103.4	14.0
851	2010/07/08 03:34:42	0.500	107.1	14.1
852	2010/07/08 03:34:51	0.500	99.0	13.9
853	2010/07/08 03:34:54	0.500	102.9	14.1
854	2010/07/08 03:34:57	0.500	103.6	13.9
855	2010/07/08 03:35:00	0.500	99.7	13.7
856	2010/07/08 03:35:02	0.500	102.3	14.0
857	2010/07/08 03:35:05	0.500	103.5	13.9
858	2010/07/08 03:35:08	0.625	104.3	13.9
859	2010/07/08 03:35:11	0.500	105.7	14.1
860	2010/07/08 03:35:14	0.500	99.6	13.7
861	2010/07/08 03:35:17	0.500	102.9	14.0
862	2010/07/08 03:35:23	0.500	101.1	13.9
863	2010/07/08 03:35:26	0.500	100.3	14.0
864	2010/07/08 03:35:28	0.500	103.7	14.0
865	2010/07/08 03:35:34	0.500	105.8	13.8
866	2010/07/08 03:35:37	0.500	98.0	13.4
867	2010/07/08 03:35:40	0.500	100.3	13.9
868	2010/07/08 03:35:46	0.500	104.0	13.9
869	2010/07/08 03:35:49	0.625	104.2	13.9
870	2010/07/08 03:35:52	0.500	103.6	13.9
871	2010/07/08 03:35:55	0.500	101.3	13.9
872	2010/07/08 03:35:58	0.500	98.8	13.8
873	2010/07/08 03:36:00	0.500	98.0	13.5
874	2010/07/08 03:36:02	0.500	104.1	14.1
875	2010/07/08 03:36:05	0.500	107.0	14.0
876	2010/07/08 03:36:09	0.500	101.9	13.8
877	2010/07/08 03:36:11	0.625	99.0	13.6
878	2010/07/08 03:36:14	0.500	101.1	13.9
879	2010/07/08 03:36:16	0.625	98.9	13.5
880	2010/07/08 03:36:21	0.500	100.5	13.6
881	2010/07/08 03:36:23	0.500	96.3	12.8
882	2010/07/08 03:36:25	0.500	106.0	14.1

883	2010/07/08 03:36:28	0.500	104.0	13.9
884	2010/07/08 03:36:31	0.500	102.2	13.8
885	2010/07/08 03:36:34	0.500	101.1	13.9
886	2010/07/08 03:36:36	0.500	101.7	13.8
887	2010/07/08 03:36:39	0.500	99.5	13.5
888	2010/07/08 03:36:41	0.500	99.9	13.0
889	2010/07/08 03:36:43	0.500	106.8	14.1
890	2010/07/08 03:36:46	0.500	107.1	14.0
891	2010/07/08 03:36:51	0.625	98.2	13.8
892	2010/07/08 03:36:53	0.500	103.1	13.5
893	2010/07/08 03:36:56	0.500	99.0	13.0
894	2010/07/08 03:36:58	0.500	102.0	13.3
895	2010/07/08 03:37:01	0.625	105.4	14.0
896	2010/07/08 03:37:04	0.500	103.8	14.0
897	2010/07/08 03:37:07	0.625	100.2	13.7
898	2010/07/08 03:37:10	0.500	100.4	13.7
899	2010/07/08 03:37:12	0.625	103.0	13.9
900	2010/07/08 03:37:20	0.500	99.2	13.3
901	2010/07/08 03:37:21	0.625	105.0	13.4
902	2010/07/08 03:37:24	0.625	101.1	13.4
903	2010/07/08 03:37:27	0.625	104.3	13.9
904	2010/07/08 03:37:30	0.500	99.0	13.4
905	2010/07/08 03:37:32	0.625	97.5	12.9
906	2010/07/08 03:37:34	0.500	104.6	13.6
907	2010/07/08 03:37:37	0.500	106.1	13.9
908	2010/07/08 03:37:43	0.500	102.6	13.5
909	2010/07/08 03:37:45	0.625	106.7	14.0
910	2010/07/08 03:37:51	0.625	101.9	13.8
911	2010/07/08 03:37:54	0.500	101.4	13.8
912	2010/07/08 03:37:56	0.500	103.8	14.0
913	2010/07/08 03:37:59	0.625	101.3	13.6
914	2010/07/08 03:38:01	0.500	104.6	14.0
915	2010/07/08 03:38:05	0.500	106.3	14.0
916	2010/07/08 03:38:08	0.500	102.4	13.9

917	2010/07/08 03:38:11	0.500	99.9	13.8
918	2010/07/08 03:38:14	0.500	104.5	14.1
919	2010/07/08 03:38:16	0.625	107.0	14.0
920	2010/07/08 03:38:21	0.625	101.6	13.7
921	2010/07/08 03:38:23	0.500	104.0	14.0
922	2010/07/08 03:38:29	0.625	102.1	13.0
923	2010/07/08 03:38:34	0.500	100.2	13.5
924	2010/07/08 03:38:39	0.625	103.0	13.8
925	2010/07/08 03:38:42	0.625	103.5	13.8
926	2010/07/08 03:38:48	0.500	101.0	13.6
927	2010/07/08 03:38:50	0.500	103.7	14.0
928	2010/07/08 03:38:53	0.500	102.2	13.7
929	2010/07/08 03:38:56	0.500	99.5	13.7
930	2010/07/08 03:38:58	0.625	98.3	13.5
931	2010/07/08 03:39:00	0.500	100.6	13.8
932	2010/07/08 03:39:03	0.500	101.7	13.8
933	2010/07/08 03:39:05	0.625	107.1	14.0
934	2010/07/08 03:39:10	0.500	101.7	14.0
935	2010/07/08 03:39:13	0.500	100.5	13.9
936	2010/07/08 03:39:16	0.500	104.6	13.4
937	2010/07/08 03:39:19	0.500	105.6	13.9
938	2010/07/08 03:39:22	0.500	102.9	13.8
939	2010/07/08 03:39:25	0.500	105.2	14.0
940	2010/07/08 03:39:29	0.625	98.5	13.4
941	2010/07/08 03:39:31	0.625	106.4	13.3
942	2010/07/08 03:39:34	0.500	103.9	14.0
943	2010/07/08 03:39:38	0.625	97.7	13.2
944	2010/07/08 03:39:40	0.500	103.9	14.1
945	2010/07/08 03:39:43	0.500	98.9	13.4
946	2010/07/08 03:39:45	0.625	106.0	14.0
947	2010/07/08 03:39:48	0.500	99.6	13.5
948	2010/07/08 03:39:51	0.500	104.9	14.1
949	2010/07/08 03:39:54	0.500	97.0	13.1
950	2010/07/08 03:39:56	0.500	98.5	13.6

951	2010/07/08 03:39:58	0.500	103.5	13.3
952	2010/07/08 03:40:01	0.500	101.2	13.7
953	2010/07/08 03:40:07	0.500	106.9	13.4
954	2010/07/08 03:40:14	0.500	105.3	14.1
955	2010/07/08 03:40:21	0.500	107.0	13.9
956	2010/07/08 03:40:25	0.625	99.3	13.5
957	2010/07/08 03:40:28	0.500	103.7	14.1
958	2010/07/08 03:40:31	0.625	103.7	13.9
959	2010/07/08 03:40:35	0.500	105.4	14.2
960	2010/07/08 03:40:38	0.500	104.0	14.0
961	2010/07/08 03:40:44	0.625	107.1	14.1
962	2010/07/08 03:40:47	0.500	96.0	14.4
963	2010/07/08 03:40:49	0.500	105.8	14.1
964	2010/07/08 03:40:52	0.625	99.0	13.2
965	2010/07/08 03:41:05	0.625	100.4	13.8
966	2010/07/08 03:41:08	0.500	99.4	13.3
967	2010/07/08 03:41:11	0.500	101.2	14.0
968	2010/07/08 03:41:13	0.500	105.4	14.0
969	2010/07/08 03:41:20	0.625	103.2	13.9
970	2010/07/08 03:41:24	0.500	102.9	14.1
971	2010/07/08 03:41:27	0.500	106.2	13.9
972	2010/07/08 03:41:31	0.500	100.9	13.9
973	2010/07/08 03:41:33	0.500	98.2	13.7
974	2010/07/08 03:41:36	0.500	106.3	14.1
975	2010/07/08 03:41:40	0.500	106.4	14.1
976	2010/07/08 03:41:43	0.500	104.2	14.0
977	2010/07/08 03:41:46	0.500	103.5	14.0
978	2010/07/08 03:41:50	0.625	104.1	13.9
979	2010/07/08 03:41:53	0.500	100.9	13.9
980	2010/07/08 03:41:56	0.500	100.1	13.6
981	2010/07/08 03:41:58	0.500	100.6	13.7
982	2010/07/08 03:42:01	0.500	102.9	14.0
983	2010/07/08 03:42:04	0.500	98.1	12.9
984	2010/07/08 03:42:09	0.625	106.2	14.0

985	2010/07/08 03:42:13	0.625	99.2	13.5
986	2010/07/08 03:42:15	0.500	101.4	13.7
987	2010/07/08 03:42:18	0.500	103.0	14.0
988	2010/07/08 03:42:21	0.500	98.2	13.6
989	2010/07/08 03:42:24	0.625	101.4	13.9
990	2010/07/08 03:42:26	0.500	103.1	14.0
991	2010/07/08 03:42:32	0.500	106.4	14.2
992	2010/07/08 03:42:36	0.500	100.9	13.8
993	2010/07/08 03:42:44	0.500	100.0	13.8
994	2010/07/08 03:42:47	0.500	106.9	13.8
995	2010/07/08 03:42:51	0.500	105.4	14.1
996	2010/07/08 03:42:54	0.500	106.0	14.0
997	2010/07/08 03:43:00	0.500	102.0	13.9
998	2010/07/08 03:43:03	0.500	98.2	13.3
999	2010/07/08 03:43:05	0.500	101.3	14.0
1000	2010/07/08 03:43:07	0.625	99.7	13.5
1001	2010/07/08 03:43:13	0.500	104.4	9.4
1002	2010/07/08 03:43:14	0.500	104.0	9.8
1003	2010/07/08 03:43:15	0.500	102.1	9.5
1004	2010/07/08 03:43:15	0.500	105.4	11.6
1005	2010/07/08 03:43:16	0.500	107.4	12.1
1006	2010/07/08 03:43:17	0.500	105.8	11.2
1007	2010/07/08 03:43:18	0.500	103.7	11.1
1008	2010/07/08 03:43:19	0.500	103.3	10.8
1009	2010/07/08 03:43:19	0.625	105.7	12.3
1010	2010/07/08 03:43:20	0.625	104.6	11.7
1011	2010/07/08 03:43:21	0.625	101.8	10.3
1012	2010/07/08 03:43:22	0.625	107.2	13.1
1013	2010/07/08 03:43:23	0.500	105.0	11.9
1014	2010/07/08 03:43:25	0.500	100.8	11.6
1015	2010/07/08 03:43:25	0.500	106.9	12.6
1016	2010/07/08 03:43:27	0.500	106.9	12.9
1017	2010/07/08 03:43:28	0.500	107.0	12.7
1018	2010/07/08 03:43:29	0.500	107.1	12.8

1019	2010/07/08 03:43:31	0.500	107.0	13.0
1020	2010/07/08 03:43:32	0.625	107.1	13.0
1021	2010/07/08 03:43:34	0.500	107.1	13.2
1022	2010/07/08 03:43:36	0.500	104.0	12.6
1023	2010/07/08 03:43:37	0.500	103.6	12.5
1024	2010/07/08 03:43:39	0.500	100.9	12.0
1025	2010/07/08 03:43:40	0.500	106.4	13.6
1026	2010/07/08 03:43:41	0.500	105.3	13.0
1027	2010/07/08 03:43:43	0.500	102.5	12.1
1028	2010/07/08 03:43:44	0.500	107.1	13.6
1029	2010/07/08 03:43:45	0.500	104.3	12.4
1030	2010/07/08 03:43:47	0.500	107.0	13.4
1031	2010/07/08 03:43:49	0.500	104.3	12.8
1032	2010/07/08 03:43:50	0.625	106.3	13.3
1033	2010/07/08 03:43:52	0.500	107.1	13.4
1034	2010/07/08 03:43:54	0.500	103.0	12.5
1035	2010/07/08 03:43:55	0.500	105.6	13.5
1036	2010/07/08 03:43:57	0.625	107.1	13.5
1037	2010/07/08 03:43:59	0.500	105.5	13.1
1038	2010/07/08 03:44:01	0.500	100.2	12.4
1039	2010/07/08 03:44:02	0.625	106.0	12.9
1040	2010/07/08 03:44:04	0.500	104.0	13.3
1041	2010/07/08 03:44:06	0.625	106.0	13.7
1042	2010/07/08 03:47:40	0.500	99.0	14.1
1043	2010/07/08 03:47:41	0.500	100.8	13.4
1044	2010/07/08 03:47:50	0.500	102.3	14.2
1045	2010/07/08 03:48:10	0.500	99.6	14.2
1046	2010/07/08 03:48:15	0.625	98.2	14.0
1047	2010/07/08 03:48:22	0.625	96.3	14.0
1048	2010/07/08 03:48:25	0.500	98.1	14.1
1049	2010/07/08 03:48:45	0.500	102.4	14.2
1050	2010/07/08 03:49:01	0.500	98.9	14.2
1051	2010/07/08 03:49:34	0.625	97.0	14.1
1052	2010/07/08 03:49:42	0.500	101.8	14.2

1053	2010/07/08 03:50:03	0.500	101.2	14.1
1054	2010/07/08 03:50:11	0.500	100.8	14.3
1055	2010/07/08 03:50:16	0.500	97.9	14.2
1056	2010/07/08 03:50:24	0.625	103.9	14.1
1057	2010/07/08 03:50:35	0.500	107.1	14.2
1058	2010/07/08 03:51:02	0.500	104.1	14.0
1059	2010/07/08 03:51:08	0.625	104.7	13.5
1060	2010/07/08 03:51:33	0.500	101.6	14.3
1061	2010/07/08 03:51:38	0.625	95.0	14.0
1062	2010/07/08 03:51:46	0.500	95.9	14.1
1063	2010/07/08 03:51:48	0.625	94.6	13.7
1064	2010/07/08 03:51:55	0.500	96.5	13.4
1065	2010/07/08 03:52:00	0.625	94.9	13.7
1066	2010/07/08 03:52:05	0.625	94.4	13.6
1067	2010/07/08 03:52:07	0.500	104.3	14.2
1068	2010/07/08 03:52:38	0.500	93.0	13.2
1069	2010/07/08 03:52:40	0.500	93.0	13.1
1070	2010/07/08 03:52:42	0.500	93.8	13.5
1071	2010/07/08 03:52:49	0.625	91.1	13.8
1072	2010/07/08 03:52:51	0.500	91.4	13.7
1073	2010/07/08 03:52:53	0.625	92.5	13.7
1074	2010/07/08 03:52:56	0.500	91.7	13.4
1075	2010/07/08 03:53:01	0.500	91.6	13.7
1076	2010/07/08 03:53:03	0.500	91.8	13.7
1077	2010/07/08 03:53:05	0.625	91.9	13.6
1078	2010/07/08 03:53:08	0.625	92.2	13.7
1079	2010/07/08 03:53:10	0.500	92.5	13.8
1080	2010/07/08 03:53:13	0.625	91.9	13.6
1081	2010/07/08 03:53:16	0.625	92.8	13.6
1082	2010/07/08 03:53:19	0.500	92.0	13.9
1083	2010/07/08 03:53:21	0.625	91.8	13.5
1084	2010/07/08 03:53:23	0.625	92.8	13.7
1085	2010/07/08 03:53:27	0.500	92.5	14.0
1086	2010/07/08 03:53:29	0.500	92.1	13.6

1087	2010/07/08 03:53:37	0.500	93.2	14.1
1088	2010/07/08 03:53:40	0.500	92.2	13.9
1089	2010/07/08 03:53:42	0.500	92.3	13.7
1090	2010/07/08 03:53:45	0.625	93.4	13.7
1091	2010/07/08 03:53:48	0.625	94.3	13.9
1092	2010/07/08 03:53:52	0.500	92.8	14.0
1093	2010/07/08 03:53:54	0.500	92.1	13.1
1094	2010/07/08 03:53:56	0.625	92.1	13.5
1095	2010/07/08 03:53:59	0.500	92.3	13.6
1096	2010/07/08 03:54:02	0.500	91.9	13.8
1097	2010/07/08 03:54:07	0.500	93.3	14.0
1098	2010/07/08 03:54:10	0.500	92.8	14.0
1099	2010/07/08 03:54:15	0.500	92.9	13.8
1100	2010/07/08 03:54:18	0.500	92.9	14.0
1101	2010/07/08 03:54:21	0.500	92.6	14.0
1102	2010/07/08 03:54:24	0.500	92.7	13.8
1103	2010/07/08 03:54:27	0.500	92.5	13.9
1104	2010/07/08 03:54:29	0.500	93.3	13.5
1105	2010/07/08 03:54:33	0.500	92.8	14.1
1106	2010/07/08 03:54:35	0.500	91.8	13.4
1107	2010/07/08 03:54:37	0.500	93.5	13.6
1108	2010/07/08 03:54:40	0.500	93.0	14.0
1109	2010/07/08 03:54:43	0.625	92.3	13.4
1110	2010/07/08 03:54:46	0.500	92.5	13.1
1111	2010/07/08 03:54:48	0.500	92.7	14.0
1112	2010/07/08 03:54:51	0.625	92.9	13.8
1113	2010/07/08 03:54:54	0.625	92.9	13.9
1114	2010/07/08 03:54:56	0.500	93.5	14.0
1115	2010/07/08 03:55:03	0.625	93.2	13.9
1116	2010/07/08 03:55:06	0.500	95.3	14.0
1117	2010/07/08 03:55:09	0.500	93.0	13.9
1118	2010/07/08 03:55:12	0.625	92.9	13.7
1119	2010/07/08 03:55:15	0.500	93.1	13.8
1120	2010/07/08 03:55:18	0.625	93.6	13.8

1121	2010/07/08 03:55:20	0.625	92.8	13.7
1122	2010/07/08 03:55:23	0.500	91.6	13.9
1123	2010/07/08 03:55:26	0.500	91.8	14.0
1124	2010/07/08 03:55:28	0.500	91.3	13.1
1125	2010/07/08 03:55:33	0.500	91.8	13.9
1126	2010/07/08 03:55:36	0.625	91.5	13.5
1127	2010/07/08 03:55:39	0.500	91.0	13.7
1128	2010/07/08 03:55:41	0.500	91.5	13.1
1129	2010/07/08 03:55:44	0.500	90.2	13.8
1130	2010/07/08 03:55:45	0.625	91.2	13.6
1131	2010/07/08 03:55:48	0.625	91.8	13.8
1132	2010/07/08 03:55:53	0.500	91.3	13.7
1133	2010/07/08 03:55:55	0.625	91.0	13.6
1134	2010/07/08 03:55:57	0.500	90.7	13.7
1135	2010/07/08 03:55:59	0.500	91.2	13.5
1136	2010/07/08 03:56:01	0.625	92.1	13.4
1137	2010/07/08 03:56:04	0.500	91.7	13.7
1138	2010/07/08 03:56:07	0.625	91.0	13.5
1139	2010/07/08 03:56:09	0.500	91.7	13.7
1140	2010/07/08 03:56:14	0.500	92.0	13.8
1141	2010/07/08 03:56:20	0.625	91.5	13.8
1142	2010/07/08 03:56:22	0.500	92.4	13.8
1143	2010/07/08 03:56:25	0.500	91.2	13.8
1144	2010/07/08 03:56:27	0.500	91.6	13.5
1145	2010/07/08 03:56:29	0.500	91.8	13.7
1146	2010/07/08 03:56:31	0.500	91.7	13.7
1147	2010/07/08 03:56:34	0.500	91.7	13.5
1148	2010/07/08 03:56:36	0.500	91.2	13.4
1149	2010/07/08 03:56:41	0.500	93.0	13.9
1150	2010/07/08 03:56:44	0.625	91.8	13.9
1151	2010/07/08 03:56:46	0.500	92.8	13.8
1152	2010/07/08 03:56:52	0.625	91.9	13.8
1153	2010/07/08 03:56:54	0.500	91.9	13.6
1154	2010/07/08 03:56:57	0.500	91.6	13.6

1155	2010/07/08 03:56:59	0.500	92.6	13.8
1156	2010/07/08 03:57:04	0.500	92.0	13.6
1157	2010/07/08 03:57:06	0.500	91.9	13.8
1158	2010/07/08 03:57:11	0.625	91.8	13.3
1159	2010/07/08 03:57:14	0.625	93.2	13.9
1160	2010/07/08 03:57:17	0.500	92.1	13.9
1161	2010/07/08 03:57:19	0.500	92.6	13.9
1162	2010/07/08 03:57:22	0.500	92.6	13.8
1163	2010/07/08 03:57:25	0.500	93.1	13.9
1164	2010/07/08 03:57:28	0.500	92.4	14.0
1165	2010/07/08 03:57:30	0.500	92.4	13.8
1166	2010/07/08 03:57:33	0.500	92.2	13.8
1167	2010/07/08 03:57:38	0.500	90.4	13.1
1168	2010/07/08 03:57:39	0.500	92.5	13.2
1169	2010/07/08 03:57:45	0.625	93.7	13.9
1170	2010/07/08 03:57:49	0.625	93.8	13.3
1171	2010/07/08 03:57:52	0.500	92.4	13.7
1172	2010/07/08 03:57:55	0.500	93.5	13.9
1173	2010/07/08 03:57:58	0.500	92.6	14.0
1174	2010/07/08 03:58:01	0.500	91.6	13.0
1175	2010/07/08 03:58:03	0.500	92.4	13.7
1176	2010/07/08 03:58:05	0.500	91.9	13.5
1177	2010/07/08 03:58:07	0.500	92.7	13.9
1178	2010/07/08 03:58:11	0.500	92.2	14.0
1179	2010/07/08 03:58:13	0.625	92.0	13.6
1180	2010/07/08 03:58:21	0.625	91.2	13.3
1181	2010/07/08 03:58:23	0.500	91.6	13.5
1182	2010/07/08 03:58:28	0.500	92.2	13.4
1183	2010/07/08 03:58:31	0.500	92.2	13.8
1184	2010/07/08 03:58:37	0.500	91.3	13.9
1185	2010/07/08 03:58:39	0.500	91.9	13.3
1186	2010/07/08 03:58:44	0.500	93.5	14.0
1187	2010/07/08 03:58:48	0.500	92.3	14.1
1188	2010/07/08 03:58:50	0.500	91.5	13.7

1189	2010/07/08 03:58:57	0.500	91.9	13.8
1190	2010/07/08 03:59:00	0.625	93.8	13.9
1191	2010/07/08 03:59:04	0.500	91.3	13.5
1192	2010/07/08 03:59:06	0.500	91.7	13.7
1193	2010/07/08 03:59:08	0.500	92.1	13.6
1194	2010/07/08 03:59:11	0.500	91.6	13.4
1195	2010/07/08 03:59:13	0.500	91.5	13.0
1196	2010/07/08 03:59:15	0.500	92.2	13.8
1197	2010/07/08 03:59:18	0.500	91.9	13.8
1198	2010/07/08 03:59:21	0.500	92.1	13.8
1199	2010/07/08 03:59:23	0.500	91.9	13.3
1200	2010/07/08 03:59:26	0.625	91.8	13.8
1201	2010/07/08 03:59:32	0.625	92.5	14.0
1202	2010/07/08 03:59:34	0.625	92.2	13.7
1203	2010/07/08 03:59:37	0.500	91.7	13.8
1204	2010/07/08 03:59:39	0.500	93.0	13.8
1205	2010/07/08 03:59:42	0.500	91.9	13.6
1206	2010/07/08 03:59:44	0.500	92.1	13.7
1207	2010/07/08 03:59:47	0.625	93.6	13.2
1208	2010/07/08 03:59:51	0.500	92.3	14.1
1209	2010/07/08 03:59:53	0.500	91.7	13.1
1210	2010/07/08 03:59:58	0.500	92.5	13.9
1211	2010/07/08 04:00:02	0.500	91.0	13.8
1212	2010/07/08 04:00:04	0.625	92.3	13.5
1213	2010/07/08 04:00:06	0.500	91.1	13.7
1214	2010/07/08 04:00:07	0.500	92.1	12.9
1215	2010/07/08 04:00:10	0.500	93.2	13.8
1216	2010/07/08 04:00:14	0.500	93.0	14.1
1217	2010/07/08 04:00:16	0.500	93.9	14.0
1218	2010/07/08 04:00:23	0.500	93.2	13.9
1219	2010/07/08 04:00:26	0.500	92.4	13.9
1220	2010/07/08 04:00:29	0.500	92.6	14.1
1221	2010/07/08 04:00:31	0.500	92.6	13.8
1222	2010/07/08 04:00:34	0.625	92.8	13.2

1223	2010/07/08 04:00:36	0.625	93.8	13.8
1224	2010/07/08 04:00:40	0.625	93.3	13.9
1225	2010/07/08 04:00:43	0.500	93.3	13.9
1226	2010/07/08 04:00:45	0.625	96.6	14.0
1227	2010/07/08 04:00:51	0.500	93.5	14.1
1228	2010/07/08 04:00:56	0.500	93.5	13.9
1229	2010/07/08 04:00:59	0.625	93.4	13.9
1230	2010/07/08 04:01:02	0.500	95.7	13.9
1231	2010/07/08 04:01:06	0.625	93.7	14.0
1232	2010/07/08 04:01:09	0.500	93.4	13.9
1233	2010/07/08 04:01:12	0.625	94.1	13.8
1234	2010/07/08 04:01:15	0.500	95.0	14.0
1235	2010/07/08 04:01:19	0.625	96.8	13.9
1236	2010/07/08 04:01:24	0.500	93.4	14.2
1237	2010/07/08 04:01:26	0.625	93.3	13.6
1238	2010/07/08 04:01:29	0.500	93.6	13.3
1239	2010/07/08 04:01:31	0.500	94.0	13.7
1240	2010/07/08 04:01:34	0.500	94.5	14.0
1241	2010/07/08 04:01:38	0.500	94.4	13.4
1242	2010/07/08 04:01:41	0.625	94.5	13.9
1243	2010/07/08 04:01:44	0.500	94.1	14.1
1244	2010/07/08 04:01:47	0.500	95.0	14.0
1245	2010/07/08 04:01:51	0.500	94.4	14.0
1246	2010/07/08 04:01:57	0.500	94.7	14.1
1247	2010/07/08 04:02:04	0.500	94.9	14.0
1248	2010/07/08 04:02:11	0.625	94.9	13.9
1249	2010/07/08 04:02:14	0.625	94.7	13.9
1250	2010/07/08 04:02:17	0.500	95.0	14.1
1251	2010/07/08 04:02:21	0.500	95.5	14.1
1252	2010/07/08 04:02:24	0.500	96.6	14.1
1253	2010/07/08 04:02:29	0.500	95.4	14.1
1254	2010/07/08 04:02:32	0.500	94.9	13.4
1255	2010/07/08 04:02:35	0.500	95.1	14.0
1256	2010/07/08 04:02:39	0.500	95.2	14.0

1257	2010/07/08 04:02:48	0.500	94.5	13.4
1258	2010/07/08 04:02:51	0.625	95.1	13.9
1259	2010/07/08 04:02:58	0.625	96.2	14.0
1260	2010/07/08 04:03:02	0.500	95.7	14.2
1261	2010/07/08 04:03:13	0.500	95.3	13.7
1262	2010/07/08 04:03:16	0.625	95.6	13.8
1263	2010/07/08 04:03:20	0.500	95.7	14.1
1264	2010/07/08 04:03:23	0.500	95.8	14.1
1265	2010/07/08 04:03:27	0.500	96.5	14.1
1266	2010/07/08 04:03:31	0.500	98.5	14.1
1267	2010/07/08 04:03:36	0.625	97.5	14.2
1268	2010/07/08 04:03:41	0.625	96.3	14.0
1269	2010/07/08 04:03:48	0.500	96.1	13.4
1270	2010/07/08 04:03:57	0.500	96.7	14.1
1271	2010/07/08 04:04:00	0.625	95.8	13.9
1272	2010/07/08 04:04:03	0.625	96.4	14.0
1273	2010/07/08 04:04:07	0.500	96.2	14.2
1274	2010/07/08 04:04:11	0.500	96.1	13.6
1275	2010/07/08 04:04:14	0.500	96.2	14.1
1276	2010/07/08 04:04:18	0.500	96.1	14.1
1277	2010/07/08 04:04:22	0.500	96.5	14.1
1278	2010/07/08 04:04:25	0.500	96.8	14.0
1279	2010/07/08 04:04:30	0.500	99.7	14.1
1280	2010/07/08 04:04:40	0.625	96.9	14.0
1281	2010/07/08 04:04:44	0.500	96.7	14.1
1282	2010/07/08 04:04:48	0.625	96.6	14.0
1283	2010/07/08 04:04:52	0.500	96.0	13.4
1284	2010/07/08 04:04:55	0.500	97.0	13.5
1285	2010/07/08 04:04:59	0.500	97.0	14.1
1286	2010/07/08 04:05:03	0.500	97.4	14.1
1287	2010/07/08 04:05:12	0.625	97.1	13.8
1288	2010/07/08 04:05:16	0.500	95.4	14.1
1289	2010/07/08 04:05:17	0.625	96.5	13.3
1290	2010/07/08 04:05:22	0.500	97.6	13.7

1291	2010/07/08 04:05:26	0.500	96.0	14.1
1292	2010/07/08 04:05:29	0.500	96.9	13.8
1293	2010/07/08 04:05:33	0.500	100.0	14.1
1294	2010/07/08 04:05:45	0.500	101.9	14.2
1295	2010/07/08 04:05:51	0.625	97.5	14.1
1296	2010/07/08 04:05:59	0.500	96.8	13.5
1297	2010/07/08 04:06:03	0.500	97.0	13.3
1298	2010/07/08 04:06:07	0.500	96.8	13.7
1299	2010/07/08 04:06:10	0.625	96.9	14.0
1300	2010/07/08 04:06:18	0.500	96.8	13.3
1301	2010/07/08 04:06:22	0.500	97.5	14.1
1302	2010/07/08 04:06:27	0.500	96.5	14.1
1303	2010/07/08 04:06:30	0.500	97.3	13.8
1304	2010/07/08 04:06:34	0.625	97.7	14.0
1305	2010/07/08 04:06:38	0.500	98.3	14.1
1306	2010/07/08 04:06:43	0.500	97.7	14.2
1307	2010/07/08 04:06:47	0.625	97.5	14.1
1308	2010/07/08 04:06:56	0.625	97.8	14.0
1309	2010/07/08 04:07:00	0.500	96.8	13.9
1310	2010/07/08 04:07:03	0.625	96.7	13.8
1311	2010/07/08 04:07:07	0.500	98.8	14.1
1312	2010/07/08 04:07:12	0.625	98.5	14.1
1313	2010/07/08 04:07:17	0.500	98.2	14.2
1314	2010/07/08 04:07:25	0.500	98.4	14.1
1315	2010/07/08 04:07:30	0.500	98.5	14.1
1316	2010/07/08 04:07:34	0.500	101.8	14.1
1317	2010/07/08 04:07:50	0.500	98.1	14.1
1318	2010/07/08 04:07:55	0.500	99.0	14.1
1319	2010/07/08 04:08:00	0.500	98.1	14.0
1320	2010/07/08 04:08:10	0.500	98.9	14.2
1321	2010/07/08 04:08:15	0.625	98.3	14.0
1322	2010/07/08 04:08:22	0.500	98.7	14.2
1323	2010/07/08 04:08:26	0.625	97.9	14.0
1324	2010/07/08 04:08:35	0.500	99.5	14.2

1325	2010/07/08 04:08:39	0.500	101.9	14.1
1326	2010/07/08 04:08:46	0.500	99.6	14.2
1327	2010/07/08 04:08:51	0.500	100.3	14.3
1328	2010/07/08 04:08:56	0.625	98.4	14.1
1329	2010/07/08 04:09:00	0.500	99.0	14.2
1330	2010/07/08 04:09:05	0.500	98.5	14.2
1331	2010/07/08 04:09:09	0.625	98.1	13.4
1332	2010/07/08 04:09:13	0.625	98.5	14.1
1333	2010/07/08 04:09:26	0.625	100.9	14.1
1334	2010/07/08 04:09:31	0.500	98.1	14.2
1335	2010/07/08 04:09:37	0.500	100.3	14.2
1336	2010/07/08 04:09:42	0.500	101.9	14.1
1337	2010/07/08 04:09:48	0.625	99.6	14.1
1338	2010/07/08 04:09:56	0.625	99.0	13.4
1339	2010/07/08 04:10:01	0.500	103.5	14.1
1340	2010/07/08 04:10:10	0.500	103.2	13.9
1341	2010/07/08 04:10:16	0.500	100.4	14.1
1342	2010/07/08 04:10:21	0.625	102.6	14.1
1343	2010/07/08 04:10:31	0.500	98.5	13.9
1344	2010/07/08 04:10:37	0.500	100.9	14.1
1345	2010/07/08 04:11:05	0.500	98.5	14.2
1346	2010/07/08 04:11:11	0.500	100.5	13.7
1347	2010/07/08 04:11:16	0.500	103.1	14.2
1348	2010/07/08 04:11:22	0.500	95.9	14.2
1349	2010/07/08 04:11:27	0.500	98.7	14.2
1350	2010/07/08 04:11:38	0.625	101.7	13.4
1351	2010/07/08 04:11:44	0.500	101.2	14.2
1352	2010/07/08 04:11:49	0.500	98.5	14.2
1353	2010/07/08 04:11:54	0.500	96.8	14.0
1354	2010/07/08 04:11:58	0.500	97.0	14.1
1355	2010/07/08 04:12:05	0.500	98.2	14.0
1356	2010/07/08 04:12:09	0.500	101.0	14.1
1357	2010/07/08 04:12:14	0.500	103.3	14.2
1358	2010/07/08 04:12:20	0.500	100.2	14.1

1359	2010/07/08 04:12:26	0.500	98.3	14.2
1360	2010/07/08 04:12:31	0.500	101.0	14.2
1361	2010/07/08 04:12:40	0.625	105.9	13.4
1362	2010/07/08 04:12:51	0.500	103.2	14.2
1363	2010/07/08 04:12:58	0.500	102.6	13.7
1364	2010/07/08 04:13:06	0.500	102.6	14.1
1365	2010/07/08 04:13:12	0.500	101.8	13.6
1366	2010/07/08 04:13:17	0.500	102.1	14.2
1367	2010/07/08 04:13:23	0.500	101.5	14.2
1368	2010/07/08 04:13:32	0.500	100.5	14.1
1369	2010/07/08 04:13:37	0.500	101.5	14.2
1370	2010/07/08 04:13:47	0.625	99.9	14.1
1371	2010/07/08 04:13:53	0.500	93.0	14.0
1372	2010/07/08 04:13:55	0.625	105.6	14.1
1373	2010/07/08 04:14:03	0.500	103.1	14.2
1374	2010/07/08 04:14:08	0.625	98.9	14.1
1375	2010/07/08 04:14:13	0.625	107.0	14.1
1376	2010/07/08 04:14:21	0.500	103.5	14.2
1377	2010/07/08 04:14:27	0.625	102.8	14.1
1378	2010/07/08 04:14:34	0.500	98.7	13.9
1379	2010/07/08 04:14:39	0.625	101.1	14.1
1380	2010/07/08 04:14:44	0.625	105.7	14.1
1381	2010/07/08 04:15:04	0.500	99.0	14.2
1382	2010/07/08 04:15:10	0.500	103.3	14.2
1383	2010/07/08 04:15:16	0.625	107.1	14.1
1384	2010/07/08 04:15:25	0.500	105.3	14.1
1385	2010/07/08 04:15:32	0.625	103.9	14.0
1386	2010/07/08 04:15:40	0.500	101.6	14.3
1387	2010/07/08 04:15:46	0.500	97.8	14.2
1388	2010/07/08 04:15:57	0.625	107.1	14.1
1389	2010/07/08 04:16:11	0.625	98.8	14.1
1390	2010/07/08 04:16:17	0.500	98.9	14.0
1391	2010/07/08 04:16:30	0.625	105.0	14.1
1392	2010/07/08 04:16:43	0.500	97.0	13.5

1393	2010/07/08 04:17:05	0.500	106.1	14.0
1394	2010/07/08 04:17:12	0.500	100.8	14.0
1395	2010/07/08 04:17:24	0.500	98.6	13.5
1396	2010/07/08 04:17:29	0.625	99.3	14.1
1397	2010/07/08 04:17:33	0.500	100.7	14.2
1398	2010/07/08 04:17:40	0.625	101.9	14.1
1399	2010/07/08 04:17:43	1.000	62.0	17.6
1400	2010/07/08 04:17:44	0.875	55.2	19.7
1401	2010/07/08 04:17:45	0.500	107.1	14.2
1402	2010/07/08 04:17:56	0.500	103.2	14.1
1403	2010/07/08 04:18:05	0.625	50.6	18.1
1404	2010/07/08 04:18:12	0.500	98.3	14.2
1405	2010/07/08 04:18:22	0.500	102.5	13.6
1406	2010/07/08 04:18:29	0.500	100.9	14.3
1407	2010/07/08 04:18:42	0.500	102.3	14.1
1408	2010/07/08 04:18:48	0.625	99.7	14.1
1409	2010/07/08 04:18:50	0.750	58.6	18.0
1410	2010/07/08 04:18:54	0.500	100.7	14.1
1411	2010/07/08 04:19:00	0.625	101.5	13.5
1412	2010/07/08 04:19:19	0.500	98.1	13.5
1413	2010/07/08 04:19:23	0.625	101.8	13.5
1414	2010/07/08 04:19:35	0.500	100.7	14.1
1415	2010/07/08 04:19:41	0.500	98.7	14.2
1416	2010/07/08 04:19:46	0.625	98.9	14.1
1417	2010/07/08 04:19:51	1.000	51.7	20.2
1418	2010/07/08 04:19:57	0.500	99.3	14.0
1419	2010/07/08 04:20:03	0.500	99.4	14.2
1420	2010/07/08 04:20:08	0.500	100.2	14.1
1421	2010/07/08 04:20:14	0.625	99.1	14.1
1422	2010/07/08 04:20:19	0.500	99.8	14.2
1423	2010/07/08 04:20:26	0.500	107.1	14.2
1424	2010/07/08 04:20:40	0.625	101.2	14.1
1425	2010/07/08 04:20:51	0.625	99.0	14.0
1426	2010/07/08 04:20:56	0.500	96.6	14.2

1427	2010/07/08 04:20:59	0.625	98.2	14.0
1428	2010/07/08 04:21:04	0.500	99.8	14.2
1429	2010/07/08 04:21:10	0.500	98.0	14.1
1430	2010/07/08 04:21:14	0.500	98.3	14.1
1431	2010/07/08 04:21:32	0.500	98.4	14.1
1432	2010/07/08 04:21:37	0.500	96.8	14.2
1433	2010/07/08 04:21:44	0.625	99.4	14.1
1434	2010/07/08 04:21:49	0.500	99.6	14.0
1435	2010/07/08 04:21:55	0.500	97.3	14.2
1436	2010/07/08 04:21:59	0.500	101.1	14.2
1437	2010/07/08 04:22:07	0.625	99.2	14.1
1438	2010/07/08 04:22:17	0.625	98.1	14.1
1439	2010/07/08 04:22:22	0.625	99.0	13.9
1440	2010/07/08 04:22:30	0.500	100.4	14.2
1441	2010/07/08 04:22:41	0.500	99.8	13.6
1442	2010/07/08 04:22:47	0.500	99.0	14.1
1443	2010/07/08 04:22:52	0.500	98.6	14.2
1444	2010/07/08 04:22:57	0.500	98.6	14.1
1445	2010/07/08 04:23:02	0.625	102.2	14.0
1446	2010/07/08 04:23:17	0.500	99.1	13.7
1447	2010/07/08 04:23:24	0.625	99.9	14.1
1448	2010/07/08 04:23:43	0.625	101.8	14.1
1449	2010/07/08 04:23:55	0.500	99.9	13.6
1450	2010/07/08 04:24:01	0.500	100.0	14.1
1451	2010/07/08 04:24:07	0.500	100.9	14.1
1452	2010/07/08 04:24:13	0.625	103.6	14.0
1453	2010/07/08 04:24:21	0.500	99.6	14.1
1454	2010/07/08 04:24:26	0.500	103.1	14.1
1455	2010/07/08 04:24:41	0.500	100.9	14.2
1456	2010/07/08 04:24:46	0.500	102.8	14.0
1457	2010/07/08 04:24:55	0.500	100.2	14.0
1458	2010/07/08 04:25:01	0.500	104.5	14.1
1459	2010/07/08 04:25:10	0.500	100.8	13.7
1460	2010/07/08 04:25:16	0.625	98.9	14.1

1461	2010/07/08 04:25:20	0.625	103.9	14.1
1462	2010/07/08 04:25:29	0.625	101.4	14.2
1463	2010/07/08 04:25:34	0.625	100.5	14.1
1464	2010/07/08 04:25:42	0.500	99.9	13.5
1465	2010/07/08 04:25:49	0.500	99.1	13.4
1466	2010/07/08 04:25:53	0.500	98.5	13.7
1467	2010/07/08 04:26:08	0.500	101.6	14.2
1468	2010/07/08 04:26:25	0.500	100.7	14.1
1469	2010/07/08 04:26:30	0.500	100.1	14.1
1470	2010/07/08 04:26:35	0.500	100.2	14.1
1471	2010/07/08 04:26:41	0.500	95.6	14.2
1472	2010/07/08 04:26:45	0.500	107.0	14.1
1473	2010/07/08 04:26:58	0.500	98.0	14.2
1474	2010/07/08 04:27:04	0.500	102.3	14.2
1475	2010/07/08 04:27:12	0.500	100.5	14.2
1476	2010/07/08 04:27:25	0.500	103.0	14.2
1477	2010/07/08 04:27:36	0.500	107.1	14.3
1478	2010/07/08 04:27:49	0.625	105.4	13.5
1479	2010/07/08 04:27:58	0.500	99.7	14.3
1480	2010/07/08 04:28:09	0.500	102.2	14.2
1481	2010/07/08 04:28:15	0.500	100.6	14.2
1482	2010/07/08 04:28:26	0.500	99.7	14.0
1483	2010/07/08 04:28:40	0.625	102.0	14.2
1484	2010/07/08 04:28:47	0.500	101.5	14.0
1485	2010/07/08 04:28:52	0.500	102.7	14.1
1486	2010/07/08 04:28:58	0.625	102.9	14.1
1487	2010/07/08 04:29:04	0.500	102.1	13.9
1488	2010/07/08 04:29:11	0.500	102.7	13.7
1489	2010/07/08 04:29:17	0.500	96.1	14.1
1490	2010/07/08 04:29:28	0.625	96.1	14.0
1491	2010/07/08 04:29:36	0.625	98.7	13.4
1492	2010/07/08 04:29:41	0.625	107.0	14.0
1493	2010/07/08 04:29:52	0.500	97.1	14.2
1494	2010/07/08 04:29:56	0.625	98.2	13.6

1495	2010/07/08 04:30:01	0.500	103.9	14.2
1496	2010/07/08 04:30:08	0.500	97.5	14.2
1497	2010/07/08 04:30:12	0.625	101.6	14.1
1498	2010/07/08 04:30:21	0.500	101.4	14.1
1499	2010/07/08 04:30:26	0.500	106.6	13.9
1500	2010/07/08 04:30:33	0.500	100.3	14.1
1501	2010/07/08 04:30:38	0.625	96.8	13.8
1502	2010/07/08 04:30:47	0.500	102.2	14.2
1503	2010/07/08 04:30:53	0.625	107.1	14.0
1504	2010/07/08 04:31:07	0.500	103.7	14.1
1505	2010/07/08 04:31:19	0.500	97.5	14.2
1506	2010/07/08 04:31:22	0.625	98.2	14.0
1507	2010/07/08 04:31:26	0.500	102.5	14.1
1508	2010/07/08 04:31:36	0.500	98.1	14.1
1509	2010/07/08 04:31:40	0.625	105.6	13.9
1510	2010/07/08 04:31:46	0.500	98.1	13.6
1511	2010/07/08 04:31:51	0.500	99.5	13.4
1512	2010/07/08 04:31:55	0.500	98.3	13.4
1513	2010/07/08 04:32:03	0.625	105.3	13.3
1514	2010/07/08 04:32:09	0.500	95.3	14.0
1515	2010/07/08 04:32:12	0.500	101.2	13.5
1516	2010/07/08 04:32:16	0.500	107.1	14.2
1517	2010/07/08 04:32:25	0.500	101.5	14.3
1518	2010/07/08 04:32:31	0.500	101.9	13.6
1519	2010/07/08 04:32:36	0.500	103.7	14.2
1520	2010/07/08 04:32:42	0.625	104.5	13.5
1521	2010/07/08 04:32:52	0.625	105.9	14.1
1522	2010/07/08 04:32:58	0.625	104.3	14.1
1523	2010/07/08 04:33:03	0.625	103.1	13.3
1524	2010/07/08 04:33:08	0.500	107.1	14.2
1525	2010/07/08 04:33:20	0.500	96.0	14.2
1526	2010/07/08 04:33:24	0.625	95.1	13.2
1527	2010/07/08 04:33:26	0.500	98.8	13.2
1528	2010/07/08 04:33:30	0.500	101.5	14.1

1529	2010/07/08 04:33:34	0.500	102.5	14.1
1530	2010/07/08 04:33:39	0.500	105.6	13.6
1531	2010/07/08 04:33:44	0.625	96.2	13.9
1532	2010/07/08 04:33:47	0.500	105.7	14.2
1533	2010/07/08 04:33:53	0.500	101.2	13.6
1534	2010/07/08 04:33:57	0.500	98.5	14.1
1535	2010/07/08 04:34:01	0.500	107.1	14.2
1536	2010/07/08 04:34:07	0.500	101.8	14.1
1537	2010/07/08 04:34:12	0.500	107.1	14.2
1538	2010/07/08 04:34:19	0.625	107.1	14.1
1539	2010/07/08 04:34:27	0.500	101.0	14.3
1540	2010/07/08 04:34:32	0.625	101.8	14.1
1541	2010/07/08 04:34:37	0.500	100.8	14.2
1542	2010/07/08 04:34:41	0.500	107.0	14.2
1543	2010/07/08 04:34:51	0.500	103.9	14.2
1544	2010/07/08 04:34:56	0.625	105.0	14.0
1545	2010/07/08 04:35:01	0.500	100.5	14.2
1546	2010/07/08 04:35:06	0.500	98.0	14.0
1547	2010/07/08 04:35:09	0.500	97.0	13.9
1548	2010/07/08 04:35:12	0.625	107.1	14.1
1549	2010/07/08 04:35:19	0.500	102.3	14.3
1550	2010/07/08 04:35:39	0.625	101.5	14.0
1551	2010/07/08 04:35:49	0.500	91.6	13.1
1552	2010/07/08 04:35:51	0.500	100.8	14.1
1553	2010/07/08 04:35:55	0.625	95.0	13.8
1554	2010/07/08 04:35:58	0.625	102.2	14.1
1555	2010/07/08 04:36:07	0.500	106.5	14.2
1556	2010/07/08 04:36:13	0.500	97.0	13.5
1557	2010/07/08 04:36:17	0.500	103.9	13.5
1558	2010/07/08 04:36:22	0.500	101.6	14.0
1559	2010/07/08 04:36:26	0.500	101.3	14.2
1560	2010/07/08 04:36:44	0.500	100.4	13.5
1561	2010/07/08 04:36:48	0.500	99.7	14.0
1562	2010/07/08 04:36:57	0.500	105.3	13.5

1563	2010/07/08 04:37:02	0.500	97.6	14.0
1564	2010/07/08 04:37:10	0.625	105.5	13.9
1565	2010/07/08 04:37:15	0.625	104.1	14.0
1566	2010/07/08 04:37:25	0.500	95.0	14.0
1567	2010/07/08 04:37:27	0.500	107.1	14.2
1568	2010/07/08 04:37:35	0.625	105.2	14.1
1569	2010/07/08 04:37:45	0.500	105.4	14.2
1570	2010/07/08 04:37:58	0.500	106.9	13.8
1571	2010/07/08 04:38:05	0.500	103.0	14.1
1572	2010/07/08 04:38:09	0.500	104.9	14.2
1573	2010/07/08 04:38:14	0.500	103.1	14.0
1574	2010/07/08 04:38:19	0.500	99.4	13.7
1575	2010/07/08 04:38:23	0.500	101.9	13.5
1576	2010/07/08 04:38:27	0.500	100.9	14.1
1577	2010/07/08 04:38:31	0.500	100.8	14.1
1578	2010/07/08 04:38:35	0.625	105.1	14.0
1579	2010/07/08 04:38:45	0.625	98.5	13.3
1580	2010/07/08 04:38:48	0.500	104.0	14.2
1581	2010/07/08 04:38:53	0.500	103.7	13.6
1582	2010/07/08 04:38:57	0.500	103.4	14.1
1583	2010/07/08 04:39:02	0.500	102.4	14.2
1584	2010/07/08 04:39:07	0.500	102.0	14.1
1585	2010/07/08 04:39:11	0.625	95.3	13.7
1586	2010/07/08 04:39:13	0.625	101.7	13.9
1587	2010/07/08 04:39:17	0.500	105.6	14.2
1588	2010/07/08 04:39:22	0.500	99.9	14.0
1589	2010/07/08 04:39:26	0.500	101.7	14.1
1590	2010/07/08 04:39:30	0.500	102.9	14.1
1591	2010/07/08 04:39:34	0.500	100.8	14.2
1592	2010/07/08 04:39:38	0.500	104.2	14.2
1593	2010/07/08 04:39:43	0.500	103.6	14.1
1594	2010/07/08 04:39:47	0.625	100.2	13.5
1595	2010/07/08 04:39:51	0.625	101.4	14.0
1596	2010/07/08 04:40:00	0.500	106.7	14.1

1597	2010/07/08 04:40:06	0.500	101.1	13.7
1598	2010/07/08 04:40:15	0.625	102.5	14.1
1599	2010/07/08 04:40:23	0.500	107.0	14.1
1600	2010/07/08 04:40:27	0.500	107.1	14.2
1601	2010/07/08 04:40:36	0.500	106.0	14.2
1602	2010/07/08 04:40:41	0.625	98.5	13.9
1603	2010/07/08 04:40:43	0.500	103.2	14.1
1604	2010/07/08 04:40:52	0.500	99.8	14.0
1605	2010/07/08 04:40:55	0.500	100.8	14.2
1606	2010/07/08 04:40:59	0.625	96.9	13.3
1607	2010/07/08 04:41:01	0.625	101.5	13.2
1608	2010/07/08 04:41:05	0.500	103.4	14.0
1609	2010/07/08 04:41:09	0.500	107.1	14.2
1610	2010/07/08 04:41:16	0.500	99.2	13.7
1611	2010/07/08 04:41:20	0.500	101.3	14.2
1612	2010/07/08 04:41:24	0.500	99.6	14.1
1613	2010/07/08 04:41:27	0.500	106.5	14.2
1614	2010/07/08 04:41:33	0.500	100.5	14.1
1615	2010/07/08 04:41:36	0.500	102.4	13.6
1616	2010/07/08 04:41:41	0.500	106.0	13.9
1617	2010/07/08 04:41:47	0.500	99.0	14.1
1618	2010/07/08 04:41:50	0.500	96.8	13.9
1619	2010/07/08 04:41:53	0.500	103.2	14.1
1620	2010/07/08 04:41:58	0.500	104.1	14.1
1621	2010/07/08 04:42:12	0.500	100.0	14.1
1622	2010/07/08 04:42:17	0.500	107.0	14.0
1623	2010/07/08 04:42:22	0.500	100.5	13.4
1624	2010/07/08 04:42:40	0.500	100.5	14.2
1625	2010/07/08 04:42:44	0.500	107.1	14.2
1626	2010/07/08 04:42:51	0.500	98.1	14.0
1627	2010/07/08 04:42:55	0.500	105.1	14.2
1628	2010/07/08 04:43:05	0.500	98.1	14.0
1629	2010/07/08 04:43:14	0.500	102.2	14.1
1630	2010/07/08 04:43:18	0.500	105.0	14.2

1631	2010/07/08 04:43:24	0.500	99.0	14.1
1632	2010/07/08 04:43:27	0.500	103.7	13.6
1633	2010/07/08 04:43:32	0.500	107.1	14.1
1634	2010/07/08 04:43:41	0.500	106.7	14.2
1635	2010/07/08 04:43:48	0.500	101.6	14.1
1636	2010/07/08 04:43:52	0.625	100.7	14.1
1637	2010/07/08 04:43:56	0.500	107.1	14.2
1638	2010/07/08 04:44:04	0.500	104.3	14.2
1639	2010/07/08 04:44:15	0.500	105.4	13.4
1640	2010/07/08 04:44:32	0.500	105.1	14.2
1641	2010/07/08 04:44:38	0.500	104.8	14.2
1642	2010/07/08 04:44:44	0.625	103.4	14.1
1643	2010/07/08 04:44:50	0.500	98.9	13.4
1644	2010/07/08 04:44:59	0.500	101.9	14.1
1645	2010/07/08 04:45:03	0.625	100.4	14.1
1646	2010/07/08 04:45:07	0.500	101.0	14.1
1647	2010/07/08 04:45:12	0.500	99.9	14.1
1648	2010/07/08 04:45:17	0.625	106.8	13.4
1649	2010/07/08 04:45:28	0.625	104.3	14.1
1650	2010/07/08 04:45:33	0.500	99.4	13.9
1651	2010/07/08 04:45:38	0.500	95.9	14.1
1652	2010/07/08 04:45:41	0.500	105.6	14.2
1653	2010/07/08 04:45:47	0.500	104.7	13.5
1654	2010/07/08 04:45:59	0.500	103.3	14.2
1655	2010/07/08 04:46:05	0.500	99.3	14.2
1656	2010/07/08 04:46:09	0.500	106.9	13.5
1657	2010/07/08 04:46:18	0.625	101.3	14.1
1658	2010/07/08 04:46:24	0.500	104.7	14.2
1659	2010/07/08 04:46:36	0.625	107.1	14.1
1660	2010/07/08 04:46:54	0.500	100.1	14.2
1661	2010/07/08 04:46:59	0.500	98.7	14.1
1662	2010/07/08 04:47:03	0.500	103.8	14.1
1663	2010/07/08 04:47:08	0.500	99.1	14.1
1664	2010/07/08 04:47:13	0.625	102.1	14.1

1665	2010/07/08 04:47:25	0.500	98.7	14.2
1666	2010/07/08 04:47:33	0.500	98.5	14.1
1667	2010/07/08 04:47:37	0.625	103.1	14.0
1668	2010/07/08 04:47:42	0.500	107.1	14.2
1669	2010/07/08 04:47:56	0.500	97.0	14.1
1670	2010/07/08 04:48:00	0.500	101.5	13.5
1671	2010/07/08 04:48:05	0.500	107.1	14.2
1672	2010/07/08 04:48:27	0.500	98.5	13.7
1673	2010/07/08 04:48:36	0.625	100.1	14.1
1674	2010/07/08 04:48:41	0.500	98.1	14.2
1675	2010/07/08 04:48:51	0.500	104.5	14.2
1676	2010/07/08 04:48:57	0.500	99.1	14.1
1677	2010/07/08 04:49:00	0.625	103.9	14.0
1678	2010/07/08 04:49:06	0.625	105.2	14.0
1679	2010/07/08 04:49:11	0.500	98.4	14.0
1680	2010/07/08 04:49:15	0.500	100.4	13.6
1681	2010/07/08 04:49:30	0.500	101.6	14.2
1682	2010/07/08 04:49:34	0.500	99.1	14.1
1683	2010/07/08 04:49:38	0.500	107.1	14.2
1684	2010/07/08 04:49:45	0.625	99.5	14.1
1685	2010/07/08 04:49:49	0.500	105.2	14.1
1686	2010/07/08 04:49:54	0.500	105.5	14.1
1687	2010/07/08 04:49:59	0.500	102.7	13.9
1688	2010/07/08 04:50:03	0.500	107.1	14.3
1689	2010/07/08 04:50:08	0.500	107.1	14.2
1690	2010/07/08 04:50:17	0.500	101.6	14.1
1691	2010/07/08 04:50:21	0.500	100.5	14.1
1692	2010/07/08 04:50:26	0.500	105.1	13.9
1693	2010/07/08 04:50:30	0.625	103.8	14.1
1694	2010/07/08 04:50:39	0.500	101.8	14.1
1695	2010/07/08 04:50:43	0.500	100.6	14.1
1696	2010/07/08 04:50:46	0.500	99.8	14.1
1697	2010/07/08 04:50:50	0.500	102.9	13.5
1698	2010/07/08 04:50:54	0.500	107.1	14.2

1699	2010/07/08 04:51:03	0.500	107.1	14.2
1700	2010/07/08 04:51:08	0.625	97.7	13.7
1701	2010/07/08 04:51:14	0.625	106.5	14.0
1702	2010/07/08 04:51:18	0.500	105.4	13.7
1703	2010/07/08 04:51:22	0.500	103.7	13.4
1704	2010/07/08 04:51:26	0.500	101.8	14.0
1705	2010/07/08 04:51:30	0.625	99.7	13.9
1706	2010/07/08 04:51:44	0.500	105.6	14.2
1707	2010/07/08 04:51:49	0.625	107.0	14.1
1708	2010/07/08 04:51:54	0.500	101.3	14.1
1709	2010/07/08 04:51:58	0.500	101.7	14.0
1710	2010/07/08 04:52:02	0.625	105.7	14.0
1711	2010/07/08 04:52:10	0.625	101.6	13.9
1712	2010/07/08 04:52:13	0.500	103.7	14.1
1713	2010/07/08 04:52:17	0.625	105.7	14.0
1714	2010/07/08 04:52:21	0.500	105.9	14.2
1715	2010/07/08 04:52:26	0.500	103.7	14.0
1716	2010/07/08 04:52:30	0.625	101.8	13.5
1717	2010/07/08 04:52:34	0.500	104.1	14.1
1718	2010/07/08 04:52:38	0.500	106.4	14.1
1719	2010/07/08 04:52:46	0.500	107.1	14.2
1720	2010/07/08 04:52:51	0.500	98.5	14.0
1721	2010/07/08 04:52:54	0.500	107.1	14.2
1722	2010/07/08 04:53:01	0.500	104.8	14.1
1723	2010/07/08 04:53:12	0.625	99.0	13.8
1724	2010/07/08 04:53:16	0.500	96.6	14.1
1725	2010/07/08 04:53:20	0.500	96.0	14.0
1726	2010/07/08 04:53:22	0.500	103.2	14.2
1727	2010/07/08 04:53:27	0.625	106.2	14.1
1728	2010/07/08 04:53:32	0.500	99.1	14.1
1729	2010/07/08 04:53:37	0.500	99.4	14.2
1730	2010/07/08 04:53:40	0.500	105.8	14.1
1731	2010/07/08 04:53:46	0.625	104.2	13.9
1732	2010/07/08 04:53:51	0.500	103.6	14.3

1733	2010/07/08 04:53:56	0.625	103.4	14.0
1734	2010/07/08 04:54:01	0.500	105.0	14.1
1735	2010/07/08 04:54:06	0.500	100.7	14.1
1736	2010/07/08 04:54:17	0.500	106.5	14.2
1737	2010/07/08 04:54:24	0.500	100.6	14.1
1738	2010/07/08 04:54:32	0.500	106.0	14.1
1739	2010/07/08 04:54:38	0.500	107.1	14.2
1740	2010/07/08 04:54:44	0.625	106.1	14.1
1741	2010/07/08 04:54:50	0.500	106.9	13.7
1742	2010/07/08 04:54:58	0.500	107.1	14.2
1743	2010/07/08 04:55:10	0.625	96.0	14.0
1744	2010/07/08 04:55:18	0.500	100.4	13.4
1745	2010/07/08 04:55:22	0.500	107.1	14.1
1746	2010/07/08 04:55:29	0.500	98.5	14.1
1747	2010/07/08 04:55:33	0.625	103.3	14.2
1748	2010/07/08 04:55:38	0.500	99.3	14.1
1749	2010/07/08 04:55:51	0.625	102.0	14.1
1750	2010/07/08 04:55:56	0.500	101.8	13.7
1751	2010/07/08 04:56:00	0.500	99.7	14.0
1752	2010/07/08 04:56:04	0.500	102.4	14.1
1753	2010/07/08 04:56:09	0.500	100.9	14.0
1754	2010/07/08 04:56:14	0.500	100.3	14.1
1755	2010/07/08 04:56:18	0.625	101.3	14.0
1756	2010/07/08 04:56:23	0.625	99.9	13.4
1757	2010/07/08 04:56:28	0.625	106.6	14.0
1758	2010/07/08 04:56:45	0.625	105.6	14.1
1759	2010/07/08 04:56:57	0.625	103.7	14.1
1760	2010/07/08 04:57:14	0.625	106.9	13.4
1761	2010/07/08 04:57:24	0.500	102.5	14.2
1762	2010/07/08 04:57:32	0.625	96.4	14.0
1763	2010/07/08 04:57:36	0.625	107.0	14.1
1764	2010/07/08 04:57:44	0.500	100.4	14.2
1765	2010/07/08 04:57:50	0.500	102.2	14.2
1766	2010/07/08 04:57:56	0.500	99.9	14.2

1767	2010/07/08 04:58:12	0.500	107.0	14.1
1768	2010/07/08 04:58:21	0.500	103.6	13.4
1769	2010/07/08 04:58:28	0.625	103.0	14.1
1770	2010/07/08 04:58:48	0.500	97.8	13.5
1771	2010/07/08 04:58:52	0.500	98.6	14.2
1772	2010/07/08 04:58:56	0.500	100.9	14.2
1773	2010/07/08 04:59:01	0.500	100.7	14.2
1774	2010/07/08 04:59:06	0.500	100.7	13.4
1775	2010/07/08 04:59:11	0.500	103.9	13.5
1776	2010/07/08 04:59:17	0.500	97.4	14.2
1777	2010/07/08 04:59:21	0.625	104.9	13.3
1778	2010/07/08 04:59:27	0.500	107.1	14.1
1779	2010/07/08 04:59:35	0.500	107.1	14.2
1780	2010/07/08 04:59:43	0.625	107.2	14.0
1781	2010/07/08 04:59:53	0.625	97.6	13.6
1782	2010/07/08 05:00:03	0.500	100.4	14.1
1783	2010/07/08 05:00:07	0.500	105.0	14.2
1784	2010/07/08 05:00:13	0.625	98.6	14.1
1785	2010/07/08 05:00:17	0.625	96.1	13.9
1786	2010/07/08 05:00:20	0.500	107.1	14.2
1787	2010/07/08 05:00:27	0.500	107.1	14.2
1788	2010/07/08 05:00:34	0.625	103.4	13.9
1789	2010/07/08 05:00:40	0.500	107.1	14.3
1790	2010/07/08 05:00:46	0.500	99.5	14.2
1791	2010/07/08 05:00:51	0.500	102.9	14.1
1792	2010/07/08 05:00:56	0.500	107.1	14.3
1793	2010/07/08 05:01:02	0.500	98.1	14.1
1794	2010/07/08 05:01:10	0.500	100.8	13.9
1795	2010/07/08 05:01:14	0.500	100.3	14.1
1796	2010/07/08 05:01:18	0.500	99.8	14.0
1797	2010/07/08 05:01:21	0.500	107.1	14.1
1798	2010/07/08 05:01:29	0.500	100.1	14.2
1799	2010/07/08 05:01:39	0.500	98.4	14.1
1800	2010/07/08 05:01:43	0.625	99.2	14.0

1801	2010/07/08 05:01:46	0.500	105.1	14.1
1802	2010/07/08 05:01:50	0.625	101.8	14.1
1803	2010/07/08 05:01:55	0.500	99.4	14.0
1804	2010/07/08 05:01:58	0.625	101.5	13.5
1805	2010/07/08 05:02:02	0.500	98.3	13.3
1806	2010/07/08 05:02:05	0.500	100.0	14.0
1807	2010/07/08 05:02:20	0.500	107.1	14.2
1808	2010/07/08 05:02:25	0.500	99.7	13.9
1809	2010/07/08 05:02:33	0.500	98.9	13.9
1810	2010/07/08 05:02:36	0.500	99.0	13.9
1811	2010/07/08 05:02:39	0.500	103.9	14.2
1812	2010/07/08 05:02:43	0.625	99.8	13.6
1813	2010/07/08 05:02:46	0.625	103.4	14.0
1814	2010/07/08 05:02:49	0.625	101.3	13.7
1815	2010/07/08 05:02:53	0.500	104.4	14.1
1816	2010/07/08 05:02:58	0.500	100.9	14.1
1817	2010/07/08 05:03:02	0.500	99.4	14.1
1818	2010/07/08 05:03:06	0.625	105.3	13.4
1819	2010/07/08 05:03:11	0.500	102.0	14.1
1820	2010/07/08 05:03:15	0.500	107.1	14.2
1821	2010/07/08 05:03:21	0.500	105.8	14.1
1822	2010/07/08 05:03:30	0.625	104.7	14.1
1823	2010/07/08 05:03:34	0.625	99.1	14.0
1824	2010/07/08 05:03:42	0.500	103.3	13.8
1825	2010/07/08 05:03:51	0.625	105.4	14.1
1826	2010/07/08 05:03:56	0.625	107.1	14.1
1827	2010/07/08 05:04:01	0.500	106.8	13.4
1828	2010/07/08 05:04:06	0.500	104.7	14.1
1829	2010/07/08 05:04:11	0.500	101.6	14.1
1830	2010/07/08 05:04:16	0.500	100.0	14.0
1831	2010/07/08 05:04:19	0.625	99.7	13.8
1832	2010/07/08 05:04:22	0.625	102.7	14.1
1833	2010/07/08 05:04:31	0.500	101.4	14.2
1834	2010/07/08 05:04:34	0.500	100.8	13.8

1835	2010/07/08 05:04:38	0.500	98.3	13.9
1836	2010/07/08 05:04:40	0.500	105.4	14.1
1837	2010/07/08 05:04:44	0.625	99.1	13.1
1838	2010/07/08 05:04:47	0.625	105.4	14.0
1839	2010/07/08 05:04:51	0.500	106.6	13.6
1840	2010/07/08 05:04:55	0.500	105.4	14.0
1841	2010/07/08 05:05:00	0.625	107.1	14.0
1842	2010/07/08 05:05:05	0.500	100.0	13.8
1843	2010/07/08 05:05:09	0.500	101.9	14.1
1844	2010/07/08 05:05:12	0.625	107.1	14.1
1845	2010/07/08 05:05:17	0.500	102.7	14.0
1846	2010/07/08 05:05:21	0.500	103.0	14.1
1847	2010/07/08 05:05:24	0.500	102.0	14.0
1848	2010/07/08 05:05:28	0.625	100.7	13.9
1849	2010/07/08 05:05:31	0.500	100.9	14.0
1850	2010/07/08 05:05:37	0.500	98.8	13.7
1851	2010/07/08 05:05:40	0.625	103.6	14.0
1852	2010/07/08 05:05:44	0.500	102.8	14.1
1853	2010/07/08 05:05:51	0.625	106.5	14.0
1854	2010/07/08 05:05:55	0.500	102.7	14.0
1855	2010/07/08 05:05:58	0.500	105.3	14.0
1856	2010/07/08 05:06:02	0.500	107.1	14.1
1857	2010/07/08 05:06:06	0.625	101.5	14.0
1858	2010/07/08 05:06:10	0.500	103.8	14.1
1859	2010/07/08 05:06:17	0.500	100.3	14.0
1860	2010/07/08 05:06:19	0.625	103.4	13.4
1861	2010/07/08 05:06:23	0.500	105.0	14.1
1862	2010/07/08 05:06:30	0.500	104.2	13.8
1863	2010/07/08 05:06:34	0.500	99.7	13.0
1864	2010/07/08 05:06:36	0.500	98.5	13.6
1865	2010/07/08 05:06:39	0.500	106.9	13.6
1866	2010/07/08 05:06:44	0.625	107.1	14.1
1867	2010/07/08 05:06:50	0.500	107.1	14.2
1868	2010/07/08 05:06:56	0.625	107.1	14.1

1869	2010/07/08 05:07:01	0.500	107.1	14.2
1870	2010/07/08 05:07:08	0.625	102.0	13.7
1871	2010/07/08 05:07:12	0.500	107.1	14.1
1872	2010/07/08 05:07:16	0.500	104.1	14.1
1873	2010/07/08 05:07:20	0.625	103.1	13.2
1874	2010/07/08 05:07:23	0.625	107.1	14.0
1875	2010/07/08 05:07:27	0.500	106.7	13.9
1876	2010/07/08 05:07:32	0.500	102.7	14.0
1877	2010/07/08 05:07:35	0.625	105.8	14.0
1878	2010/07/08 05:07:39	0.500	103.5	13.3
1879	2010/07/08 05:07:42	0.500	105.7	13.9
1880	2010/07/08 05:07:53	0.500	101.9	13.9
1881	2010/07/08 05:08:03	0.625	102.6	14.0
1882	2010/07/08 05:08:06	0.500	105.6	14.1
1883	2010/07/08 05:08:10	0.500	101.4	13.9
1884	2010/07/08 05:08:16	0.500	103.1	14.0
1885	2010/07/08 05:08:19	0.500	105.3	14.0
1886	2010/07/08 05:08:22	0.500	106.7	14.0
1887	2010/07/08 05:08:25	0.500	107.1	14.1
1888	2010/07/08 05:08:29	0.500	104.1	14.0
1889	2010/07/08 05:08:32	0.500	107.1	14.1
1890	2010/07/08 05:08:36	0.500	106.9	13.4
1891	2010/07/08 05:08:41	0.500	100.4	14.0
1892	2010/07/08 05:08:45	0.500	102.3	14.1
1893	2010/07/08 05:08:51	0.500	106.9	13.7
1894	2010/07/08 05:08:55	0.500	102.3	14.0
1895	2010/07/08 05:08:58	0.500	103.9	14.0
1896	2010/07/08 05:09:10	0.500	106.9	13.9
1897	2010/07/08 05:09:14	0.500	104.0	13.9
1898	2010/07/08 05:09:18	0.625	106.3	14.0
1899	2010/07/08 05:09:22	0.500	100.7	13.9
1900	2010/07/08 05:09:26	0.500	106.3	13.5
1901	2010/07/08 05:09:36	0.500	103.3	13.6
1902	2010/07/08 05:09:40	0.500	101.8	14.1

1903	2010/07/08 05:09:49	0.625	107.1	14.0
1904	2010/07/08 05:09:52	1.000	55.3	17.8
1905	2010/07/08 05:09:55	0.625	101.7	14.0
1906	2010/07/08 05:09:59	0.500	106.8	14.3
1907	2010/07/08 05:10:03	0.500	104.9	14.1
1908	2010/07/08 05:10:08	0.500	103.0	14.1
1909	2010/07/08 05:10:12	0.625	104.2	14.0
1910	2010/07/08 05:10:16	0.625	104.0	14.0
1911	2010/07/08 05:10:20	0.625	100.2	13.4
1912	2010/07/08 05:10:23	0.500	107.1	14.1
1913	2010/07/08 05:10:36	0.500	101.9	14.0
1914	2010/07/08 05:10:40	0.625	104.1	14.0
1915	2010/07/08 05:10:46	0.625	106.9	14.1
1916	2010/07/08 05:10:50	0.500	102.1	14.0
1917	2010/07/08 05:10:53	0.500	101.8	13.2
1918	2010/07/08 05:10:56	0.500	107.1	14.0
1919	2010/07/08 05:11:01	0.500	107.1	14.1
1920	2010/07/08 05:11:06	0.500	104.9	14.1
1921	2010/07/08 05:11:09	0.500	103.3	14.0
1922	2010/07/08 05:11:13	0.500	106.5	14.2
1923	2010/07/08 05:11:17	0.625	103.0	13.9
1924	2010/07/08 05:11:20	0.500	105.5	13.9
1925	2010/07/08 05:11:24	0.625	106.9	13.7
1926	2010/07/08 05:11:28	0.500	106.1	14.1
1927	2010/07/08 05:11:32	0.625	101.6	13.3
1928	2010/07/08 05:11:35	0.500	104.3	13.6
1929	2010/07/08 05:11:39	0.500	101.4	13.9
1930	2010/07/08 05:11:45	0.500	101.5	14.0
1931	2010/07/08 05:11:48	0.500	103.6	14.1
1932	2010/07/08 05:11:51	0.500	105.5	14.1
1933	2010/07/08 05:11:54	0.500	100.6	13.1
1934	2010/07/08 05:11:57	0.625	103.7	13.9
1935	2010/07/08 05:12:00	0.500	102.6	14.0
1936	2010/07/08 05:12:03	0.500	102.3	13.5

1937	2010/07/08 05:12:06	0.500	106.6	14.0
1938	2010/07/08 05:12:09	0.625	107.0	14.0
1939	2010/07/08 05:12:15	0.500	105.0	14.2
1940	2010/07/08 05:12:19	0.500	103.3	13.5
1941	2010/07/08 05:12:22	0.500	105.1	13.7
1942	2010/07/08 05:12:26	0.500	103.8	14.1
1943	2010/07/08 05:12:33	0.500	100.0	13.5
1944	2010/07/08 05:12:36	0.500	105.1	14.0
1945	2010/07/08 05:12:40	0.500	104.9	14.2
1946	2010/07/08 05:12:43	0.625	105.4	13.8
1947	2010/07/08 05:12:47	0.500	107.1	14.1
1948	2010/07/08 05:12:52	0.500	103.5	14.1
1949	2010/07/08 05:12:55	0.625	107.0	13.7
1950	2010/07/08 05:12:59	0.625	104.2	13.9
1951	2010/07/08 05:13:03	0.500	107.1	14.1
1952	2010/07/08 05:13:07	0.500	102.5	13.8
1953	2010/07/08 05:13:10	0.500	107.1	14.1
1954	2010/07/08 05:13:14	0.500	107.1	14.1
1955	2010/07/08 05:13:19	0.500	103.6	14.0
1956	2010/07/08 05:13:22	0.500	98.9	13.8
1957	2010/07/08 05:13:24	0.500	107.0	14.0
1958	2010/07/08 05:13:29	0.500	107.1	14.2
1959	2010/07/08 05:13:33	0.500	106.9	13.4
1960	2010/07/08 05:13:36	0.500	107.0	13.9
1961	2010/07/08 05:13:40	0.625	106.9	13.9
1962	2010/07/08 05:13:45	0.500	103.4	14.0
1963	2010/07/08 05:13:51	0.500	102.5	14.1
1964	2010/07/08 05:13:55	0.500	107.1	14.1
1965	2010/07/08 05:13:59	0.500	106.4	14.1
1966	2010/07/08 05:14:03	0.500	106.9	13.6
1967	2010/07/08 05:14:06	0.625	105.9	14.0
1968	2010/07/08 05:14:10	0.500	102.6	14.0
1969	2010/07/08 05:14:13	0.500	107.1	14.2
1970	2010/07/08 05:14:18	0.500	107.0	14.2

1971	2010/07/08 05:14:21	0.625	106.9	13.7
1972	2010/07/08 05:14:26	0.500	105.5	13.8
1973	2010/07/08 05:14:29	0.500	104.7	14.0
1974	2010/07/08 05:14:32	0.500	103.0	13.7
1975	2010/07/08 05:14:35	0.500	106.9	14.1
1976	2010/07/08 05:14:38	0.500	103.4	13.9
1977	2010/07/08 05:14:47	0.500	107.1	14.1
1978	2010/07/08 05:14:50	0.500	106.3	13.3
1979	2010/07/08 05:14:54	0.500	101.5	13.8
1980	2010/07/08 05:14:57	0.500	103.7	14.0
1981	2010/07/08 05:14:59	0.500	101.8	13.2
1982	2010/07/08 05:15:02	0.500	107.1	14.0
1983	2010/07/08 05:15:06	0.500	100.2	13.7
1984	2010/07/08 05:15:08	0.500	101.5	13.9
1985	2010/07/08 05:15:11	0.500	105.3	14.0
1986	2010/07/08 05:15:18	0.500	103.6	14.0
1987	2010/07/08 05:15:21	0.500	102.8	14.0
1988	2010/07/08 05:15:24	0.500	107.1	14.1
1989	2010/07/08 05:15:29	0.625	103.5	14.0
1990	2010/07/08 05:15:35	0.625	101.8	13.5
1991	2010/07/08 05:15:38	0.500	104.9	14.2
1992	2010/07/08 05:15:45	0.500	100.7	13.3
1993	2010/07/08 05:15:48	0.500	101.3	13.9
1994	2010/07/08 05:15:51	0.500	106.9	13.5
1995	2010/07/08 05:15:59	0.500	107.1	14.1
1996	2010/07/08 05:16:04	0.625	101.9	14.1
1997	2010/07/08 05:16:08	0.500	103.0	14.2
1998	2010/07/08 05:16:11	0.500	98.7	13.8
1999	2010/07/08 05:16:14	0.500	105.8	13.6
2000	2010/07/08 05:16:17	0.625	106.1	13.9
2001	2010/07/08 05:16:21	0.500	96.5	13.1
2002	2010/07/08 05:16:23	0.625	107.0	14.0
2003	2010/07/08 05:16:27	0.500	107.1	14.1
2004	2010/07/08 05:16:31	0.500	105.5	14.0

2005	2010/07/08 05:16:35	0.500	107.0	14.0
2006	2010/07/08 05:16:43	0.500	104.5	14.0
2007	2010/07/08 05:16:47	0.500	105.2	14.1
2008	2010/07/08 05:16:51	0.625	105.6	14.0
2009	2010/07/08 05:16:54	0.625	107.1	14.1
2010	2010/07/08 05:16:59	0.500	106.9	14.2
2011	2010/07/08 05:17:03	0.500	102.6	14.0
2012	2010/07/08 05:17:07	0.625	94.6	13.3
2013	2010/07/08 05:17:16	0.500	103.5	14.1
2014	2010/07/08 05:17:20	0.625	106.7	14.0
2015	2010/07/08 05:17:24	0.500	99.4	13.2
2016	2010/07/08 05:17:27	0.500	107.1	14.1
2017	2010/07/08 05:17:31	0.500	104.5	14.1
2018	2010/07/08 05:17:38	0.500	103.0	14.1
2019	2010/07/08 05:17:42	0.500	104.6	14.2
2020	2010/07/08 05:17:45	0.500	104.0	14.1
2021	2010/07/08 05:17:49	0.500	107.1	14.2
2022	2010/07/08 05:17:52	0.875	49.9	19.2
2023	2010/07/08 05:17:54	0.500	105.7	14.1
2024	2010/07/08 05:17:58	0.500	104.9	13.7
2025	2010/07/08 05:18:02	0.625	105.0	14.0
2026	2010/07/08 05:18:06	0.625	107.1	14.0
2027	2010/07/08 05:18:10	1.000	58.4	19.6
2028	2010/07/08 05:18:16	0.625	102.9	14.0
2029	2010/07/08 05:18:20	0.500	103.9	14.1
2030	2010/07/08 05:18:27	0.500	99.4	13.0
2031	2010/07/08 05:18:30	0.500	107.1	14.2
2032	2010/07/08 05:18:37	0.500	107.1	14.1
2033	2010/07/08 05:18:42	0.500	105.5	14.1
2034	2010/07/08 05:18:46	0.500	105.1	14.1
2035	2010/07/08 05:18:57	0.500	106.9	13.4
2036	2010/07/08 05:19:02	0.500	104.0	13.3
2037	2010/07/08 05:19:05	0.500	103.6	14.1
2038	2010/07/08 05:19:09	0.625	107.1	14.1

2039	2010/07/08 05:19:13	0.500	105.4	13.7
2040	2010/07/08 05:19:17	0.500	107.1	14.1
2041	2010/07/08 05:19:26	0.500	107.1	14.1
2042	2010/07/08 05:19:31	0.500	103.6	14.0
2043	2010/07/08 05:19:34	0.500	106.8	14.1
2044	2010/07/08 05:19:38	0.500	107.1	14.1
2045	2010/07/08 05:19:43	0.500	101.9	14.0
2046	2010/07/08 05:19:46	0.500	104.7	14.1
2047	2010/07/08 05:19:50	0.500	107.0	14.0
2048	2010/07/08 05:19:54	0.500	105.5	14.1
2049	2010/07/08 05:20:02	0.500	107.1	14.1
2050	2010/07/08 05:20:07	0.500	105.5	14.2
2051	2010/07/08 05:20:15	0.500	106.9	13.7
2052	2010/07/08 05:20:19	0.625	107.1	14.1
2053	2010/07/08 05:20:24	0.500	102.0	14.0
2054	2010/07/08 05:20:27	0.500	107.1	14.2
2055	2010/07/08 05:20:32	0.500	106.2	14.1
2056	2010/07/08 05:20:36	0.625	105.1	14.0
2057	2010/07/08 05:20:40	0.500	104.7	14.0
2058	2010/07/08 05:20:44	0.500	102.8	14.1
2059	2010/07/08 05:20:48	0.500	103.6	14.0
2060	2010/07/08 05:20:52	0.500	105.5	14.1
2061	2010/07/08 05:20:57	0.500	104.2	14.1
2062	2010/07/08 05:21:00	0.500	107.1	14.1
2063	2010/07/08 05:21:12	0.500	101.7	14.3
2064	2010/07/08 05:21:16	0.625	105.0	13.8
2065	2010/07/08 05:21:22	0.500	106.0	14.2
2066	2010/07/08 05:21:29	0.500	106.9	13.9
2067	2010/07/08 05:21:37	0.500	106.9	14.2
2068	2010/07/08 05:21:44	0.625	106.3	14.1
2069	2010/07/08 05:21:56	0.500	107.1	14.2
2070	2010/07/08 05:22:03	0.625	100.1	14.1
2071	2010/07/08 05:22:08	0.500	102.8	14.1
2072	2010/07/08 05:22:13	0.500	107.1	14.1

2073	2010/07/08 05:22:21	0.500	107.1	14.2
2074	2010/07/08 05:22:29	0.500	102.9	14.2
2075	2010/07/08 05:22:35	0.500	107.1	14.2
2076	2010/07/08 05:22:42	0.500	107.1	14.3
2077	2010/07/08 05:22:49	0.500	104.1	14.1
2078	2010/07/08 05:22:55	0.625	100.7	14.1
2079	2010/07/08 05:23:00	0.500	107.1	14.2
2080	2010/07/08 05:23:06	0.500	107.0	14.1
2081	2010/07/08 05:23:14	0.625	100.4	13.4
2082	2010/07/08 05:23:19	0.625	106.1	14.0
2083	2010/07/08 05:23:26	0.500	107.0	14.1
2084	2010/07/08 05:23:33	0.500	107.1	14.2
2085	2010/07/08 05:23:40	0.625	99.4	14.1
2086	2010/07/08 05:23:46	0.500	102.1	14.3
2087	2010/07/08 05:23:51	0.625	96.4	14.0
2088	2010/07/08 05:23:55	0.500	103.9	14.2
2089	2010/07/08 05:24:00	0.500	106.7	14.1
2090	2010/07/08 05:24:07	0.500	98.4	14.1
2091	2010/07/08 05:24:11	0.625	101.4	13.9
2092	2010/07/08 05:24:20	0.625	102.5	14.1
2093	2010/07/08 05:24:25	0.625	107.1	14.1
2094	2010/07/08 05:24:32	0.500	107.1	14.2
2095	2010/07/08 05:24:41	0.500	96.6	14.2
2096	2010/07/08 05:24:46	0.500	102.2	13.5
2097	2010/07/08 05:24:51	0.625	99.6	14.1
2098	2010/07/08 05:24:56	0.500	102.9	14.2
2099	2010/07/08 05:25:02	0.500	98.6	14.2
2100	2010/07/08 05:25:06	0.500	106.8	13.5
2101	2010/07/08 05:25:25	0.500	104.4	13.6
2102	2010/07/08 05:25:31	0.625	97.9	14.1
2103	2010/07/08 05:25:36	0.500	103.2	13.7
2104	2010/07/08 05:25:48	0.500	102.8	14.2
2105	2010/07/08 05:25:54	0.625	99.5	14.0
2106	2010/07/08 05:25:59	0.625	104.8	14.1

2107	2010/07/08 05:26:06	0.500	104.8	13.9
2108	2010/07/08 05:26:13	0.625	106.9	14.0
2109	2010/07/08 05:26:22	0.625	99.4	14.1
2110	2010/07/08 05:26:28	0.500	100.3	13.4
2111	2010/07/08 05:26:33	0.500	106.9	14.2
2112	2010/07/08 05:26:41	0.625	101.7	14.1
2113	2010/07/08 05:26:53	0.625	106.6	14.1
2114	2010/07/08 05:27:00	0.500	99.8	14.1
2115	2010/07/08 05:27:05	0.625	102.0	14.1
2116	2010/07/08 05:27:17	0.625	99.1	14.1
2117	2010/07/08 05:27:21	0.500	98.8	14.1
2118	2010/07/08 05:27:30	0.500	100.9	14.1
2119	2010/07/08 05:27:34	0.500	103.3	14.2
2120	2010/07/08 05:27:44	0.500	104.2	14.1
2121	2010/07/08 05:27:50	0.500	99.4	13.4
2122	2010/07/08 05:27:53	0.500	104.0	13.9
2123	2010/07/08 05:27:59	0.500	100.1	14.1
2124	2010/07/08 05:28:03	0.625	102.6	14.0
2125	2010/07/08 05:28:08	0.500	98.6	14.2
2126	2010/07/08 05:28:11	0.625	102.6	13.6
2127	2010/07/08 05:28:16	0.500	97.0	14.0
2128	2010/07/08 05:28:20	0.625	103.4	14.1
2129	2010/07/08 05:28:25	0.625	101.4	14.1
2130	2010/07/08 05:28:30	0.625	102.4	14.0
2131	2010/07/08 05:28:35	0.500	107.1	14.2
2132	2010/07/08 05:28:41	0.500	97.6	14.1
2133	2010/07/08 05:28:45	0.625	102.3	14.0
2134	2010/07/08 05:28:50	0.500	105.5	14.1
2135	2010/07/08 05:28:56	0.500	101.4	14.2
2136	2010/07/08 05:29:01	0.500	99.1	14.0
2137	2010/07/08 05:29:05	0.625	106.2	14.1
2138	2010/07/08 05:29:11	0.500	103.5	14.2
2139	2010/07/08 05:29:16	0.500	98.1	14.2
2140	2010/07/08 05:29:29	0.750	53.5	17.2

2141	2010/07/08 05:29:32	0.500	107.1	14.2
2142	2010/07/08 05:29:41	0.625	105.6	14.2
2143	2010/07/08 05:29:48	0.500	101.6	14.1
2144	2010/07/08 05:29:54	0.500	103.8	14.1
2145	2010/07/08 05:30:00	0.500	99.9	13.3
2146	2010/07/08 05:30:08	0.500	103.4	14.2
2147	2010/07/08 05:30:13	0.500	102.8	14.2
2148	2010/07/08 05:30:18	0.625	103.6	14.0
2149	2010/07/08 05:30:23	0.500	101.1	14.2
2150	2010/07/08 05:30:28	0.500	107.1	14.3
2151	2010/07/08 05:30:34	0.500	101.9	14.2
2152	2010/07/08 05:30:39	0.500	103.9	14.2
2153	2010/07/08 05:30:44	0.500	102.8	14.2
2154	2010/07/08 05:30:54	0.625	101.0	13.6
2155	2010/07/08 05:31:03	0.625	101.9	14.1
2156	2010/07/08 05:31:08	0.625	107.1	14.1
2157	2010/07/08 05:31:15	0.500	101.5	14.2
2158	2010/07/08 05:31:35	0.625	100.2	14.1
2159	2010/07/08 05:31:46	0.625	107.1	14.1
2160	2010/07/08 05:31:52	0.500	100.4	14.1
2161	2010/07/08 05:31:58	0.500	99.7	14.2
2162	2010/07/08 05:32:13	0.500	101.4	14.1
2163	2010/07/08 05:32:18	0.625	102.1	14.1
2164	2010/07/08 05:32:23	0.500	106.7	14.2
2165	2010/07/08 05:32:40	0.500	103.0	14.1
2166	2010/07/08 05:32:46	0.500	99.7	13.5
2167	2010/07/08 05:32:50	0.500	100.1	13.9
2168	2010/07/08 05:32:54	0.625	92.0	13.6
2169	2010/07/08 05:32:56	0.625	102.0	13.8
2170	2010/07/08 05:33:01	0.500	100.3	14.2
2171	2010/07/08 05:33:06	0.500	104.4	14.2
2172	2010/07/08 05:33:16	0.625	105.4	14.1
2173	2010/07/08 05:33:22	0.625	100.9	14.0
2174	2010/07/08 05:33:26	0.500	100.9	13.5

2175	2010/07/08 05:33:31	0.500	105.9	13.8
2176	2010/07/08 05:33:43	0.625	103.4	14.1
2177	2010/07/08 05:33:49	0.500	104.3	14.1
2178	2010/07/08 05:33:55	0.500	103.2	14.2
2179	2010/07/08 05:34:04	0.500	106.9	14.0
2180	2010/07/08 05:34:10	0.500	107.1	14.2
2181	2010/07/08 05:34:18	0.500	107.1	14.2
2182	2010/07/08 05:34:29	0.625	105.1	14.1
2183	2010/07/08 05:34:36	0.500	104.4	14.1
2184	2010/07/08 05:34:43	0.500	99.5	14.2
2185	2010/07/08 05:34:49	0.500	107.1	14.2
2186	2010/07/08 05:34:57	0.500	107.0	14.0
2187	2010/07/08 05:35:05	0.625	104.7	14.1
2188	2010/07/08 05:35:11	0.500	107.1	14.2
2189	2010/07/08 05:35:20	0.625	104.0	14.1
2190	2010/07/08 05:35:26	0.500	101.9	14.2
2191	2010/07/08 05:35:32	0.625	98.2	14.1
2192	2010/07/08 05:35:41	0.500	106.6	13.6
2193	2010/07/08 05:35:48	0.500	100.5	14.1
2194	2010/07/08 05:35:53	0.500	100.7	14.2
2195	2010/07/08 05:35:58	0.500	97.7	13.6
2196	2010/07/08 05:36:01	0.500	104.6	14.2
2197	2010/07/08 05:36:07	0.500	102.0	14.1
2198	2010/07/08 05:36:13	0.500	101.2	14.2
2199	2010/07/08 05:36:24	0.500	103.8	14.1
2200	2010/07/08 05:36:36	0.500	101.5	13.6
2201	2010/07/08 05:36:42	0.500	97.4	14.0
2202	2010/07/08 05:36:46	0.500	106.9	13.9
2203	2010/07/08 05:36:54	0.500	99.6	14.2
2204	2010/07/08 05:36:59	0.500	106.9	14.1
2205	2010/07/08 05:37:07	0.500	100.2	14.2
2206	2010/07/08 05:37:12	0.500	100.6	14.2
2207	2010/07/08 05:37:24	0.625	107.1	14.1
2208	2010/07/08 05:37:35	0.500	104.8	13.6

2209	2010/07/08 05:37:43	0.500	104.6	14.2
2210	2010/07/08 05:37:50	0.625	104.2	14.1
2211	2010/07/08 05:37:57	0.500	104.8	14.2
2212	2010/07/08 05:38:04	0.625	103.0	13.5
2213	2010/07/08 05:38:10	0.625	100.4	14.1
2214	2010/07/08 05:38:24	0.500	105.5	14.2
2215	2010/07/08 05:38:31	0.500	99.3	14.2
2216	2010/07/08 05:38:35	0.625	107.1	14.1
2217	2010/07/08 05:38:41	0.750	50.4	22.1
2218	2010/07/08 05:38:51	0.625	101.3	14.1
2219	2010/07/08 05:38:57	0.500	107.1	14.2
2220	2010/07/08 05:39:04	0.500	97.9	14.0
2221	2010/07/08 05:39:09	0.625	96.2	14.1
2222	2010/07/08 05:39:12	0.500	103.2	14.2
2223	2010/07/08 05:39:18	0.500	100.4	14.2
2224	2010/07/08 05:39:28	0.625	105.5	14.1
2225	2010/07/08 05:39:34	0.500	100.7	14.1
2226	2010/07/08 05:39:40	0.500	101.1	14.1
2227	2010/07/08 05:39:45	0.625	101.1	14.0
2228	2010/07/08 05:39:50	0.500	97.2	14.1
2229	2010/07/08 05:39:54	0.500	101.4	14.2
2230	2010/07/08 05:39:59	0.500	103.4	14.1
2231	2010/07/08 05:40:04	0.625	100.8	14.1
2232	2010/07/08 05:40:09	0.500	107.1	14.2
2233	2010/07/08 05:40:16	0.625	100.9	13.8
2234	2010/07/08 05:40:21	0.625	104.0	13.8
2235	2010/07/08 05:40:27	0.625	97.6	14.0
2236	2010/07/08 05:40:43	0.500	106.9	14.0
2237	2010/07/08 05:40:50	0.625	100.0	14.0
2238	2010/07/08 05:40:55	0.500	107.1	14.1
2239	2010/07/08 05:41:03	0.500	99.6	13.9
2240	2010/07/08 05:41:09	0.500	99.7	13.9
2241	2010/07/08 05:41:19	0.625	105.4	14.0
2242	2010/07/08 05:41:25	0.625	106.9	13.8

2243	2010/07/08 05:41:34	0.500	102.4	14.3
2244	2010/07/08 05:41:48	0.500	107.1	14.2
2245	2010/07/08 05:41:59	0.500	99.5	14.3
2246	2010/07/08 05:42:05	0.500	96.8	14.2
2247	2010/07/08 05:42:09	0.625	103.2	14.0
2248	2010/07/08 05:42:15	0.500	97.5	13.5
2249	2010/07/08 05:42:19	0.500	107.1	14.2
2250	2010/07/08 05:42:29	0.500	105.5	14.3
2251	2010/07/08 05:42:37	0.625	104.1	14.1
2252	2010/07/08 05:42:44	0.500	106.9	14.0
2253	2010/07/08 05:42:56	0.500	97.7	13.8
2254	2010/07/08 05:43:02	0.625	98.5	14.1
2255	2010/07/08 05:43:07	0.625	106.8	13.5
2256	2010/07/08 05:43:20	0.625	98.0	14.1
2257	2010/07/08 05:43:25	0.625	57.8	21.7
2258	2010/07/08 05:43:32	0.500	101.4	13.5
2259	2010/07/08 05:43:36	0.750	51.8	19.3
2260	2010/07/08 05:43:51	0.500	101.4	14.2
2261	2010/07/08 05:43:58	0.625	96.7	14.1
2262	2010/07/08 05:44:03	0.625	99.2	13.3
2263	2010/07/08 05:44:09	0.500	95.9	14.2
2264	2010/07/08 05:44:13	0.500	101.1	13.5
2265	2010/07/08 05:44:20	0.625	107.1	14.0
2266	2010/07/08 05:44:33	0.500	98.5	14.2
2267	2010/07/08 05:44:39	0.500	103.1	14.3
2268	2010/07/08 05:44:58	0.500	97.8	14.2
2269	2010/07/08 05:45:04	0.625	97.5	14.1
2270	2010/07/08 05:45:19	0.500	98.7	14.2
2271	2010/07/08 05:45:25	0.500	107.1	14.2
2272	2010/07/08 05:45:35	0.625	103.9	13.7
2273	2010/07/08 05:45:44	0.500	107.1	14.2
2274	2010/07/08 05:45:57	0.625	99.7	14.1
2275	2010/07/08 05:46:04	0.500	97.1	14.3
2276	2010/07/08 05:46:08	0.625	103.3	14.1

2277	2010/07/08 05:46:16	0.500	98.3	14.2
2278	2010/07/08 05:46:21	0.500	96.3	14.1
2279	2010/07/08 05:46:25	0.500	96.7	14.2
2280	2010/07/08 05:46:35	0.625	99.4	14.1
2281	2010/07/08 05:46:40	0.500	101.8	13.5
2282	2010/07/08 05:46:46	0.500	98.4	14.3
2283	2010/07/08 05:46:50	0.500	101.7	14.1
2284	2010/07/08 05:46:56	0.500	98.2	14.1
2285	2010/07/08 05:47:01	0.500	102.1	13.6
2286	2010/07/08 05:47:07	0.625	107.1	14.1
2287	2010/07/08 05:47:18	0.500	94.8	14.1
2288	2010/07/08 05:47:21	0.625	102.2	14.1
2289	2010/07/08 05:47:28	0.500	105.1	13.7
2290	2010/07/08 05:47:36	0.625	105.7	14.1
2291	2010/07/08 05:47:51	0.500	102.6	14.1
2292	2010/07/08 05:47:58	0.500	100.6	14.2
2293	2010/07/08 05:48:04	0.500	99.3	13.5
2294	2010/07/08 05:48:09	0.500	107.0	14.2
2295	2010/07/08 05:48:17	0.500	99.9	13.8
2296	2010/07/08 05:48:23	0.500	97.7	14.1
2297	2010/07/08 05:48:28	0.500	98.5	14.0
2298	2010/07/08 05:48:33	0.500	107.0	14.2
2299	2010/07/08 05:48:43	0.500	97.1	14.1
2300	2010/07/08 05:48:48	0.500	103.6	13.4
2301	2010/07/08 05:48:55	0.500	104.6	14.2
2302	2010/07/08 05:49:04	0.625	97.9	14.1
2303	2010/07/08 05:49:08	0.625	101.7	13.9
2304	2010/07/08 05:49:16	0.500	96.1	13.6
2305	2010/07/08 05:49:32	0.500	99.1	14.2
2306	2010/07/08 05:49:38	0.625	100.0	14.1
2307	2010/07/08 05:49:45	0.500	98.0	14.2
2308	2010/07/08 05:49:50	0.500	100.3	14.2
2309	2010/07/08 05:49:55	0.500	100.3	14.1
2310	2010/07/08 05:50:02	0.500	98.8	14.2

2311	2010/07/08 05:50:08	0.500	104.4	14.1
2312	2010/07/08 05:50:15	0.500	102.7	14.1
2313	2010/07/08 05:50:23	0.500	97.2	14.2
2314	2010/07/08 05:50:26	0.625	98.6	13.8
2315	2010/07/08 05:50:29	0.625	58.0	17.4
2316	2010/07/08 05:50:32	0.500	104.2	14.0
2317	2010/07/08 05:50:39	0.500	104.1	14.2
2318	2010/07/08 05:50:53	1.000	57.7	18.0
2319	2010/07/08 05:51:02	0.500	100.7	14.2
2320	2010/07/08 05:51:07	0.625	95.9	13.4
2321	2010/07/08 05:51:11	0.500	104.6	14.1
2322	2010/07/08 05:51:18	0.500	104.0	14.1
2323	2010/07/08 05:51:25	0.500	101.0	14.2
2324	2010/07/08 05:51:30	0.500	105.0	14.0
2325	2010/07/08 05:51:37	0.500	100.0	14.1
2326	2010/07/08 05:51:43	0.500	104.7	14.0
2327	2010/07/08 05:51:49	0.500	102.2	14.1
2328	2010/07/08 05:52:02	0.500	107.1	14.2
2329	2010/07/08 05:52:15	0.625	51.3	18.8
2330	2010/07/08 05:52:17	0.625	55.5	22.4
2331	2010/07/08 05:52:19	0.625	107.1	14.1
2332	2010/07/08 05:52:27	0.750	53.9	25.8
2333	2010/07/08 05:52:31	0.625	59.3	18.1
2334	2010/07/08 05:52:36	0.500	101.5	14.3
2335	2010/07/08 05:52:42	0.500	97.3	14.3
2336	2010/07/08 05:52:47	0.625	98.7	14.1
2337	2010/07/08 05:52:52	0.625	104.4	14.0
2338	2010/07/08 05:52:59	0.500	106.9	13.8
2339	2010/07/08 05:53:05	0.875	49.3	23.3
2340	2010/07/08 05:53:15	0.500	106.0	14.0
2341	2010/07/08 05:53:29	0.500	103.9	14.2
2342	2010/07/08 05:53:36	0.500	98.6	14.1
2343	2010/07/08 05:53:40	0.625	103.0	14.1
2344	2010/07/08 05:53:52	0.625	100.6	14.1

2345	2010/07/08 05:53:57	0.500	101.8	14.2
2346	2010/07/08 05:54:02	0.625	106.8	13.9
2347	2010/07/08 05:54:09	0.625	98.6	14.1
2348	2010/07/08 05:54:26	0.625	96.1	13.8
2349	2010/07/08 05:54:29	0.625	102.1	14.0
2350	2010/07/08 05:54:34	0.625	105.4	13.7
2351	2010/07/08 05:54:40	0.500	99.6	14.2
2352	2010/07/08 05:54:44	0.500	105.0	14.2
2353	2010/07/08 05:54:49	0.625	98.5	14.0
2354	2010/07/08 05:54:53	0.500	98.9	14.1
2355	2010/07/08 05:54:57	0.500	96.5	14.0
2356	2010/07/08 05:54:59	0.500	104.8	14.2
2357	2010/07/08 05:55:13	0.500	99.5	14.2
2358	2010/07/08 05:55:18	0.625	104.5	14.1
2359	2010/07/08 05:55:23	0.500	103.2	14.2
2360	2010/07/08 05:55:32	0.500	105.3	14.2
2361	2010/07/08 05:55:38	0.500	106.4	14.2
2362	2010/07/08 05:55:44	0.500	104.1	14.2
2363	2010/07/08 05:55:50	0.500	107.1	14.3
2364	2010/07/08 05:55:57	0.500	102.6	14.2
2365	2010/07/08 05:56:02	0.500	100.9	14.2
2366	2010/07/08 05:56:11	0.625	107.1	14.1
2367	2010/07/08 05:56:19	0.500	105.4	14.2
2368	2010/07/08 05:56:25	0.625	102.4	14.1
2369	2010/07/08 05:56:30	0.500	103.6	14.2
2370	2010/07/08 05:56:34	0.500	99.7	14.1
2371	2010/07/08 05:56:38	0.500	99.1	14.1
2372	2010/07/08 05:56:42	0.500	98.8	14.1
2373	2010/07/08 05:56:49	0.500	100.2	14.0
2374	2010/07/08 05:56:54	0.625	106.8	14.1
2375	2010/07/08 05:56:59	0.500	102.7	14.2
2376	2010/07/08 05:57:04	0.500	101.0	14.1
2377	2010/07/08 05:57:14	0.500	107.1	14.1
2378	2010/07/08 05:57:24	0.500	104.5	14.0

2379	2010/07/08 05:57:34	0.625	101.0	14.0
2380	2010/07/08 05:57:43	0.500	100.0	14.1
2381	2010/07/08 05:57:47	0.500	104.6	14.1
2382	2010/07/08 05:57:52	0.625	100.4	14.0
2383	2010/07/08 05:57:55	0.625	66.1	18.0
2384	2010/07/08 05:57:56	0.500	101.7	14.1
2385	2010/07/08 05:58:00	0.625	104.4	14.1
2386	2010/07/08 05:58:05	0.500	97.3	14.0
2387	2010/07/08 05:58:08	0.500	97.8	14.0
2388	2010/07/08 05:58:11	0.625	97.3	13.9
2389	2010/07/08 05:58:14	0.500	101.3	13.4
2390	2010/07/08 05:58:18	0.500	101.1	13.5
2391	2010/07/08 05:58:21	0.500	102.7	13.5
2392	2010/07/08 05:58:26	0.500	106.1	14.2
2393	2010/07/08 05:58:30	0.625	107.1	14.1
2394	2010/07/08 05:58:37	0.500	100.6	13.4
2395	2010/07/08 05:58:41	0.500	99.6	14.1
2396	2010/07/08 05:58:48	0.625	104.3	14.1
2397	2010/07/08 05:58:53	0.500	98.8	14.1
2398	2010/07/08 05:58:56	0.500	99.8	14.0
2399	2010/07/08 05:58:59	0.500	103.0	14.1
2400	2010/07/08 05:59:04	0.625	101.1	14.0
2401	2010/07/08 05:59:07	0.500	99.9	14.0
2402	2010/07/08 05:59:11	0.500	98.2	13.9
2403	2010/07/08 05:59:13	0.500	104.6	14.2
2404	2010/07/08 05:59:17	0.625	98.4	13.8
2405	2010/07/08 05:59:20	0.625	98.6	13.7
2406	2010/07/08 05:59:23	0.500	99.7	14.1
2407	2010/07/08 05:59:26	0.500	99.6	14.1
2408	2010/07/08 05:59:30	0.625	102.5	14.1
2409	2010/07/08 05:59:33	0.500	101.2	14.1
2410	2010/07/08 05:59:37	0.500	107.1	14.2
2411	2010/07/08 05:59:42	0.500	102.0	14.1
2412	2010/07/08 05:59:47	0.625	105.4	14.0

2413	2010/07/08 05:59:51	0.625	102.2	13.2
2414	2010/07/08 05:59:56	0.500	102.7	14.1
2415	2010/07/08 06:00:00	0.500	100.2	14.1
2416	2010/07/08 06:00:11	0.625	102.3	14.2
2417	2010/07/08 06:00:16	0.500	99.6	14.2
2418	2010/07/08 06:00:21	0.500	107.1	14.3
2419	2010/07/08 06:00:35	0.500	98.2	14.2
2420	2010/07/08 06:00:38	0.500	102.6	14.1
2421	2010/07/08 06:00:43	0.500	106.9	13.6
2422	2010/07/08 06:00:49	0.500	100.1	14.1
2423	2010/07/08 06:00:55	0.500	105.3	14.2
2424	2010/07/08 06:01:02	0.500	97.3	14.2
2425	2010/07/08 06:01:06	0.625	102.6	14.1
2426	2010/07/08 06:01:13	0.500	102.9	14.2
2427	2010/07/08 06:01:18	0.500	99.5	14.2
2428	2010/07/08 06:01:23	0.500	99.0	14.1
2429	2010/07/08 06:01:27	0.500	100.2	14.1
2430	2010/07/08 06:01:32	0.625	105.9	14.1
2431	2010/07/08 06:01:38	0.500	103.6	14.2
2432	2010/07/08 06:01:45	0.500	105.3	14.2
2433	2010/07/08 06:01:52	0.625	100.5	13.9
2434	2010/07/08 06:01:58	0.500	97.9	14.1
2435	2010/07/08 06:02:02	0.500	107.1	14.2
2436	2010/07/08 06:02:09	0.500	101.0	13.5
2437	2010/07/08 06:02:15	0.500	99.0	14.2
2438	2010/07/08 06:02:24	0.625	106.5	14.1
2439	2010/07/08 06:02:31	0.500	104.7	14.1
2440	2010/07/08 06:02:36	0.625	96.6	13.9
2441	2010/07/08 06:02:40	0.500	102.5	14.1
2442	2010/07/08 06:02:46	0.625	98.1	14.1
2443	2010/07/08 06:02:50	0.500	106.9	13.9
2444	2010/07/08 06:02:59	0.500	99.9	14.3
2445	2010/07/08 06:03:04	0.500	102.2	14.2
2446	2010/07/08 06:03:16	0.500	99.8	14.1

2447	2010/07/08 06:03:20	0.500	102.5	13.4
2448	2010/07/08 06:03:34	0.500	106.8	14.0
2449	2010/07/08 06:03:42	0.500	104.2	14.2
2450	2010/07/08 06:03:49	0.500	99.7	14.2
2451	2010/07/08 06:03:54	0.625	103.4	14.1
2452	2010/07/08 06:04:00	0.500	106.0	14.1
2453	2010/07/08 06:04:07	0.500	100.3	14.1
2454	2010/07/08 06:04:12	0.625	103.6	14.1
2455	2010/07/08 06:04:19	0.625	100.1	14.1
2456	2010/07/08 06:04:23	0.625	107.1	14.1
2457	2010/07/08 06:04:31	0.500	107.1	14.3
2458	2010/07/08 06:04:37	0.500	105.2	14.2
2459	2010/07/08 06:04:40	0.750	46.9	18.1
2460	2010/07/08 06:04:44	0.500	102.0	14.2
2461	2010/07/08 06:04:50	0.500	99.9	14.3
2462	2010/07/08 06:04:55	0.500	100.8	14.2
2463	2010/07/08 06:05:06	0.500	100.1	14.1
2464	2010/07/08 06:05:21	0.625	98.3	13.4
2465	2010/07/08 06:05:25	0.500	104.0	14.1
2466	2010/07/08 06:05:31	0.500	97.6	14.2
2467	2010/07/08 06:05:36	0.500	96.5	14.1
2468	2010/07/08 06:05:40	0.500	102.6	14.2
2469	2010/07/08 06:05:46	0.500	98.5	14.2
2470	2010/07/08 06:05:51	0.500	102.7	13.5
2471	2010/07/08 06:05:57	0.500	105.0	14.2
2472	2010/07/08 06:06:06	0.500	98.3	14.2
2473	2010/07/08 06:06:11	0.500	98.1	14.2
2474	2010/07/08 06:06:15	0.500	97.9	14.2
2475	2010/07/08 06:06:20	0.500	103.8	14.2
2476	2010/07/08 06:06:27	0.625	98.7	14.1
2477	2010/07/08 06:06:32	0.500	107.1	14.2
2478	2010/07/08 06:06:42	0.500	103.6	14.2
2479	2010/07/08 06:06:50	0.500	105.2	14.2
2480	2010/07/08 06:06:58	0.625	106.9	14.0

2481	2010/07/08 06:07:15	0.500	99.2	14.3
2482	2010/07/08 06:07:22	0.500	101.5	14.2
2483	2010/07/08 06:07:28	0.500	101.4	14.2
2484	2010/07/08 06:07:36	0.625	99.5	14.1
2485	2010/07/08 06:07:56	0.625	102.0	13.4
2486	2010/07/08 06:08:14	0.625	100.9	14.0
2487	2010/07/08 06:08:20	0.625	104.2	14.1
2488	2010/07/08 06:08:29	0.500	101.5	14.2
2489	2010/07/08 06:08:38	0.625	101.9	14.2
2490	2010/07/08 06:08:46	0.500	102.9	14.1
2491	2010/07/08 06:09:10	0.500	97.8	14.2
2492	2010/07/08 06:09:25	0.500	102.4	14.2
2493	2010/07/08 06:09:34	0.500	95.7	13.6
2494	2010/07/08 06:09:43	0.500	101.9	14.2
2495	2010/07/08 06:10:02	0.625	100.4	14.1
2496	2010/07/08 06:10:09	0.500	100.6	14.2
2497	2010/07/08 06:10:16	0.500	101.5	14.1
2498	2010/07/08 06:10:37	0.500	107.0	14.3
2499	2010/07/08 06:10:57	0.500	100.4	14.1
2500	2010/07/08 06:11:09	0.500	94.6	14.1
2501	2010/07/08 06:11:11	0.625	98.1	13.2
2502	2010/07/08 06:11:19	0.500	97.1	14.3
2503	2010/07/08 06:11:25	0.500	98.0	14.2
2504	2010/07/08 06:11:32	0.500	101.4	14.2
2505	2010/07/08 06:11:40	0.625	96.8	13.5
2506	2010/07/08 06:11:48	0.625	98.1	14.1
2507	2010/07/08 06:11:56	0.500	95.6	14.2
2508	2010/07/08 06:12:11	0.500	103.5	14.1
2509	2010/07/08 06:12:30	0.500	95.7	14.2
2510	2010/07/08 06:12:35	0.500	99.8	14.1
2511	2010/07/08 06:12:45	0.500	104.2	14.2
2512	2010/07/08 06:13:06	0.625	99.3	13.5
2513	2010/07/08 06:13:14	0.500	96.0	13.6
2514	2010/07/08 06:13:35	0.500	94.3	14.2

2515	2010/07/08 06:13:38	0.500	100.2	14.2
2516	2010/07/08 06:13:45	0.500	98.4	14.1
2517	2010/07/08 06:13:53	0.500	93.4	14.2
2518	2010/07/08 06:13:55	0.500	106.9	14.1
2519	2010/07/08 06:14:09	0.500	104.8	14.1
2520	2010/07/08 06:14:22	0.500	101.5	14.2
2521	2010/07/08 06:14:30	0.625	98.1	13.9
2522	2010/07/08 06:14:44	0.625	97.0	13.6
2523	2010/07/08 06:14:50	0.500	95.7	14.3
2524	2010/07/08 06:14:55	0.500	98.1	14.2
2525	2010/07/08 06:15:00	0.625	97.8	14.1
2526	2010/07/08 06:15:06	0.625	94.6	14.1
2527	2010/07/08 06:15:10	0.500	107.0	14.1
2528	2010/07/08 06:15:28	0.500	98.6	14.2
2529	2010/07/08 06:15:38	0.500	98.9	14.3
2530	2010/07/08 06:15:56	0.500	103.1	14.2
2531	2010/07/08 06:16:05	0.500	100.6	14.1
2532	2010/07/08 06:16:15	0.625	99.8	14.1
2533	2010/07/08 06:16:24	0.500	100.7	13.5
2534	2010/07/08 06:16:38	0.500	95.9	14.1
2535	2010/07/08 06:16:50	0.625	97.9	14.0
2536	2010/07/08 06:16:55	0.625	103.7	14.0
2537	2010/07/08 06:17:09	0.500	93.0	14.2
2538	2010/07/08 06:17:12	0.500	94.2	14.0
2539	2010/07/08 06:17:16	0.500	100.6	14.1
2540	2010/07/08 06:17:28	0.500	94.3	14.2
2541	2010/07/08 06:17:32	0.625	93.9	14.0
2542	2010/07/08 06:17:36	0.500	95.9	14.2
2543	2010/07/08 06:17:40	0.500	97.8	14.0
2544	2010/07/08 06:17:46	0.500	99.8	13.5
2545	2010/07/08 06:17:58	0.500	99.4	14.2
2546	2010/07/08 06:18:04	0.625	103.2	13.4
2547	2010/07/08 06:18:41	0.625	99.3	14.1
2548	2010/07/08 06:18:51	0.500	99.9	14.2

2549	2010/07/08 06:19:00	0.500	105.3	14.2
2550	2010/07/08 06:19:23	0.500	97.2	14.1
2551	2010/07/08 06:19:24	0.500	94.1	13.0
2552	2010/07/08 06:19:32	0.500	99.2	14.3
2553	2010/07/08 06:19:42	0.500	100.2	14.3
2554	2010/07/08 06:19:54	0.500	97.9	14.3
2555	2010/07/08 06:20:01	0.625	95.6	14.0
2556	2010/07/08 06:20:08	0.500	96.1	14.1
2557	2010/07/08 06:20:13	0.625	102.4	13.4
2558	2010/07/08 06:20:34	0.500	100.3	14.2
2559	2010/07/08 06:20:44	0.625	95.3	14.1
2560	2010/07/08 06:21:07	0.500	95.1	13.6
2561	2010/07/08 06:21:15	0.625	95.6	14.1
2562	2010/07/08 06:21:20	0.500	96.1	14.0
2563	2010/07/08 06:21:49	0.500	93.3	14.1
2564	2010/07/08 06:21:51	0.500	95.6	14.0
2565	2010/07/08 06:21:58	0.500	97.2	14.1
2566	2010/07/08 06:22:06	0.500	97.9	14.2
2567	2010/07/08 06:22:15	0.500	94.6	14.2
2568	2010/07/08 06:22:20	0.500	91.7	14.0
2569	2010/07/08 06:22:22	0.500	99.0	14.1
2570	2010/07/08 06:22:38	0.500	96.9	14.2
2571	2010/07/08 06:22:42	0.500	95.9	14.1
2572	2010/07/08 06:22:49	0.500	98.8	14.2
2573	2010/07/08 06:23:01	0.625	101.3	14.1
2574	2010/07/08 06:23:20	0.500	102.6	14.2
2575	2010/07/08 06:23:41	0.500	98.3	14.2
2576	2010/07/08 06:23:49	0.500	94.8	13.7
2577	2010/07/08 06:23:59	0.500	105.4	14.2
2578	2010/07/08 06:24:42	0.500	102.1	14.2
2579	2010/07/08 06:25:03	0.500	95.5	14.2
2580	2010/07/08 06:25:04	0.500	87.2	15.2
2581	2010/07/08 06:25:06	0.500	104.1	14.1
2582	2010/07/08 06:25:26	0.875	51.3	9.8

2583	2010/07/08 06:25:57	0.500	102.1	14.2
2584	2010/07/08 06:26:13	0.500	96.2	14.3
2585	2010/07/08 06:26:18	0.500	91.8	14.1
2586	2010/07/08 06:26:20	0.500	92.0	13.7
2587	2010/07/08 06:26:24	0.500	94.5	14.2
2588	2010/07/08 06:26:37	0.500	93.7	14.1
2589	2010/07/08 06:26:40	0.500	98.5	14.0
2590	2010/07/08 06:26:58	0.500	95.2	13.6
2591	2010/07/08 06:27:02	0.625	93.2	13.9
2592	2010/07/08 06:27:06	0.500	97.4	13.4
2593	2010/07/08 06:27:24	0.500	95.4	13.5
2594	2010/07/08 06:27:30	0.625	93.4	14.1
2595	2010/07/08 06:27:34	0.625	93.7	14.1
2596	2010/07/08 06:27:41	0.500	94.1	13.9
2597	2010/07/08 06:27:47	0.500	94.3	14.2
2598	2010/07/08 06:27:54	0.500	95.2	14.0
2599	2010/07/08 06:28:04	0.500	96.1	14.2
2600	2010/07/08 06:28:16	0.500	95.4	14.1
2601	2010/07/08 06:28:23	0.500	92.4	14.1
2602	2010/07/08 06:28:26	0.625	89.3	13.8
2603	2010/07/08 06:28:28	0.625	91.2	13.6
2604	2010/07/08 06:28:34	0.500	94.9	14.2
2605	2010/07/08 06:28:44	0.500	94.7	13.9
2606	2010/07/08 06:28:50	0.500	94.9	14.1
2607	2010/07/08 06:28:59	0.500	92.9	14.2
2608	2010/07/08 06:29:02	0.500	93.7	14.0
2609	2010/07/08 06:29:11	0.500	94.6	14.0
2610	2010/07/08 06:29:19	0.625	94.4	13.4
2611	2010/07/08 06:29:27	0.500	94.9	14.2
2612	2010/07/08 06:29:36	0.500	94.8	14.3
2613	2010/07/08 06:29:43	0.500	94.6	14.2
2614	2010/07/08 06:29:51	0.500	94.9	14.2
2615	2010/07/08 06:30:43	1.000	93.2	13.4
2616	2010/07/08 06:30:45	0.500	101.7	13.4

2617	2010/07/08 06:32:21	0.625	101.6	14.1
2618	2010/07/08 06:33:22	0.750	93.6	14.1
2619	2010/07/08 06:33:24	0.500	88.8	12.1
2620	2010/07/08 06:33:33	0.625	92.3	13.9
2621	2010/07/08 06:33:40	0.500	90.7	13.4
2622	2010/07/08 06:33:43	0.625	89.5	13.8
2623	2010/07/08 06:33:46	0.500	90.3	13.8
2624	2010/07/08 06:33:51	0.500	92.5	14.1
2625	2010/07/08 06:33:59	0.500	92.3	14.1
2626	2010/07/08 06:34:04	0.500	91.4	14.2
2627	2010/07/08 06:34:10	0.500	92.6	14.0
2628	2010/07/08 06:34:23	0.500	99.9	14.1
2629	2010/07/08 06:36:44	0.500	88.1	10.4
2630	2010/07/08 06:36:45	0.500	88.0	11.7
2631	2010/07/08 06:36:46	0.500	89.1	12.3
2632	2010/07/08 06:36:49	0.500	89.8	13.3
2633	2010/07/08 06:36:52	0.500	88.1	13.9
2634	2010/07/08 06:36:53	0.625	89.7	13.5
2635	2010/07/08 06:36:57	0.500	90.1	14.1
2636	2010/07/08 06:37:15	0.500	90.0	13.6
2637	2010/07/08 06:37:16	0.500	88.4	12.1
2638	2010/07/08 06:37:18	0.500	88.2	13.2
2639	2010/07/08 06:37:20	0.500	90.1	13.8
2640	2010/07/08 06:37:25	0.500	93.4	13.5
2641	2010/07/08 06:37:46	0.625	90.1	14.1
2642	2010/07/08 06:37:49	1.000	50.3	15.5
2643	2010/07/08 06:37:51	0.625	88.3	13.2
2644	2010/07/08 06:37:54	0.500	89.0	13.9
2645	2010/07/08 06:37:56	0.500	90.0	13.9
2646	2010/07/08 06:38:02	0.500	90.4	14.0
2647	2010/07/08 06:38:06	0.625	90.8	14.0
2648	2010/07/08 06:38:43	0.875	89.0	14.1
2649	2010/07/08 06:38:44	0.500	88.8	12.1
2650	2010/07/08 06:38:46	0.500	89.3	13.4

2651	2010/07/08 06:38:52	0.500	99.8	14.2
2652	2010/07/08 06:43:37	0.500	83.8	9.1
2653	2010/07/08 06:43:38	0.500	84.9	11.0
2654	2010/07/08 06:43:39	0.500	84.0	11.3
2655	2010/07/08 06:43:40	0.500	86.5	12.4
2656	2010/07/08 06:43:42	0.625	86.3	13.2
2657	2010/07/08 06:43:43	0.500	85.8	13.0
2658	2010/07/08 06:43:45	0.500	86.2	13.0
2659	2010/07/08 06:43:47	0.500	86.9	13.6
2660	2010/07/08 06:43:49	0.625	86.7	13.6
2661	2010/07/08 06:43:55	0.500	88.2	14.1
2662	2010/07/08 06:44:00	0.625	87.6	13.8
2663	2010/07/08 06:44:03	0.500	85.6	13.9
2664	2010/07/08 06:44:05	0.500	85.5	12.9
2665	2010/07/08 06:44:07	0.625	86.9	13.0
2666	2010/07/08 06:44:10	0.500	86.4	13.8
2667	2010/07/08 06:44:12	0.500	86.4	13.5
2668	2010/07/08 06:44:15	0.500	88.0	14.1
2669	2010/07/08 06:44:17	0.500	86.6	13.6
2670	2010/07/08 06:44:20	0.625	86.8	13.9
2671	2010/07/08 06:44:24	1.000	87.4	13.4
2672	2010/07/08 06:44:45	0.500	86.7	13.7
2673	2010/07/08 06:44:47	0.625	85.3	12.7
2674	2010/07/08 06:44:49	0.500	87.6	13.7
2675	2010/07/08 06:44:53	0.500	88.5	13.9
2676	2010/07/08 06:44:58	0.625	88.2	13.9
2677	2010/07/08 06:45:05	0.625	88.7	14.0
2678	2010/07/08 06:45:36	0.750	85.9	11.9
2679	2010/07/08 06:45:36	0.625	84.6	10.5
2680	2010/07/08 06:45:41	0.625	85.2	13.8
2681	2010/07/08 06:45:43	0.500	84.7	12.9
2682	2010/07/08 06:45:50	0.500	87.6	14.1
2683	2010/07/08 06:45:53	0.500	87.7	14.1
2684	2010/07/08 06:45:58	0.500	86.7	14.1

2685	2010/07/08 06:46:00	0.625	85.0	12.5
2686	2010/07/08 06:46:05	1.000	86.5	11.8
2687	2010/07/08 06:46:17	0.625	86.2	13.1
2688	2010/07/08 06:46:19	0.500	86.3	13.4
2689	2010/07/08 06:46:21	0.625	86.7	13.4
2690	2010/07/08 06:46:27	0.500	86.0	12.8
2691	2010/07/08 06:46:40	0.875	85.2	12.6
2692	2010/07/08 06:46:42	0.500	85.6	13.4
2693	2010/07/08 06:46:46	0.500	82.1	11.6
2694	2010/07/08 06:56:06	0.750	66.4	9.8
2695	2010/07/08 06:59:49	0.875	73.0	9.1
2696	2010/07/08 07:03:16	0.500	69.5	11.9
2697	2010/07/08 07:07:49	0.625	78.0	10.8
2698	2010/07/08 07:10:43	0.750	72.6	7.7
2699	2010/07/08 07:10:45	0.625	74.1	9.9
2700	2010/07/08 07:10:53	1.000	66.3	9.6
2701	2010/07/08 07:11:05	0.750	65.2	9.2
2702	2010/07/08 07:11:52	1.000	76.6	7.4
2703	2010/07/08 07:12:16	0.625	58.7	11.4
2704	2010/07/08 07:14:03	0.875	72.1	8.6
2705	2010/07/08 07:14:05	0.875	75.9	6.2
2706	2010/07/08 07:14:31	0.625	75.5	8.8
2707	2010/07/08 07:14:33	1.000	75.8	8.0
2708	2010/07/08 07:14:36	0.750	73.4	7.7
2709	2010/07/08 07:14:38	0.750	74.9	7.9
2710	2010/07/08 07:15:27	0.750	70.0	9.3
2711	2010/07/08 07:17:16	0.750	71.1	9.5
2712	2010/07/08 07:18:30	0.875	76.0	6.7
2713	2010/07/08 07:18:37	0.750	76.5	7.2
2714	2010/07/08 07:18:38	0.625	78.5	6.7
2715	2010/07/08 07:18:40	0.625	76.5	7.7
2716	2010/07/08 07:18:42	0.875	74.2	6.8
2717	2010/07/08 07:18:44	0.625	78.1	8.7
2718	2010/07/08 07:18:46	0.750	74.6	6.5

2719	2010/07/08 07:18:48	0.750	71.1	6.7
2720	2010/07/08 07:18:55	1.000	76.2	9.7
2721	2010/07/08 07:19:05	0.750	73.9	8.9
2722	2010/07/08 07:19:15	0.875	68.6	7.1
2723	2010/07/08 07:19:19	0.875	63.3	7.0
2724	2010/07/08 07:19:20	1.000	63.2	6.3
2725	2010/07/08 07:19:23	0.875	60.0	6.6
2726	2010/07/08 07:19:25	0.625	62.2	9.0
2727	2010/07/08 07:19:26	0.625	68.4	9.1
2728	2010/07/08 07:19:33	0.875	69.9	7.6
2729	2010/07/08 07:19:51	0.625	69.4	10.0
2730	2010/07/08 07:20:40	0.625	87.9	10.5
2731	2010/07/08 07:21:42	0.875	71.9	11.1
2732	2010/07/08 07:22:15	0.875	74.1	7.8
2733	2010/07/08 07:22:19	0.750	76.2	7.3
2734	2010/07/08 07:22:20	0.875	70.6	6.6
2735	2010/07/08 07:23:00	0.875	66.3	7.2
2736	2010/07/08 07:23:01	0.750	68.6	6.4
2737	2010/07/08 07:23:10	1.000	67.5	8.7
2738	2010/07/08 07:23:27	0.750	71.0	8.7
2739	2010/07/08 07:23:29	1.000	73.9	8.6
2740	2010/07/08 07:23:31	0.750	73.9	6.4
2741	2010/07/08 07:23:32	0.750	75.0	7.7
2742	2010/07/08 07:23:33	0.750	73.6	7.2
2743	2010/07/08 07:23:35	0.625	72.6	8.7
2744	2010/07/08 07:23:39	0.750	75.6	7.7
2745	2010/07/08 07:23:40	0.750	71.2	6.8
2746	2010/07/08 07:23:42	0.750	72.3	7.8
2747	2010/07/08 07:23:43	0.750	74.2	7.2
2748	2010/07/08 07:24:22	0.625	76.2	11.5
2749	2010/07/08 07:24:25	0.625	76.2	11.6
2750	2010/07/08 07:24:54	0.875	67.4	9.5
2751	2010/07/08 07:25:01	0.750	68.4	11.4
2752	2010/07/08 07:25:09	0.750	73.2	7.6

2753	2010/07/08 07:25:11	0.875	68.1	6.8
2754	2010/07/08 07:25:18	0.750	74.4	6.2
2755	2010/07/08 07:25:19	0.750	73.2	6.1
2756	2010/07/08 07:25:20	0.875	74.3	6.4
2757	2010/07/08 07:25:24	0.750	74.6	7.2
2758	2010/07/08 07:25:25	0.750	76.5	7.7
2759	2010/07/08 07:25:33	0.750	74.3	8.5
2760	2010/07/08 07:25:36	1.000	70.6	6.6
2761	2010/07/08 07:25:37	0.750	74.6	7.2
2762	2010/07/08 07:25:42	0.750	74.6	9.7
2763	2010/07/08 07:25:43	0.625	72.3	8.3
2764	2010/07/08 07:25:44	0.625	93.9	8.9
2765	2010/07/08 07:26:19	0.750	74.0	10.8
2766	2010/07/08 07:26:52	0.875	78.8	7.4
2767	2010/07/08 07:26:55	0.750	73.1	7.2
2768	2010/07/08 07:26:57	0.750	73.8	7.3
2769	2010/07/08 07:27:00	0.750	72.0	8.8
2770	2010/07/08 07:27:01	0.875	76.1	6.2
2771	2010/07/08 07:27:07	0.750	74.7	8.2
2772	2010/07/08 07:27:10	0.750	74.7	7.3
2773	2010/07/08 07:27:13	1.000	67.8	6.2
2774	2010/07/08 07:27:14	0.875	70.9	6.2
2775	2010/07/08 07:27:16	0.750	75.2	6.9
2776	2010/07/08 07:27:19	0.875	77.1	6.9
2777	2010/07/08 07:27:21	0.875	71.7	7.4
2778	2010/07/08 07:27:22	0.750	76.0	7.2
2779	2010/07/08 07:27:25	0.750	78.6	8.9
2780	2010/07/08 07:27:30	0.875	76.9	7.0
2781	2010/07/08 07:27:32	0.750	78.3	7.7
2782	2010/07/08 07:27:35	1.000	67.3	8.7
2783	2010/07/08 07:27:36	0.875	71.8	7.4
2784	2010/07/08 07:27:44	0.750	74.9	7.0
2785	2010/07/08 07:27:52	0.625	70.9	12.1
2786	2010/07/08 07:27:57	0.625	66.1	9.6

2787	2010/07/08 07:28:20	0.625	69.8	10.2
2788	2010/07/08 07:29:43	0.875	73.9	6.5
2789	2010/07/08 07:29:45	0.750	73.2	7.4
2790	2010/07/08 07:29:49	0.875	77.4	6.5
2791	2010/07/08 07:29:51	0.750	73.9	7.6
2792	2010/07/08 07:30:02	1.000	72.8	6.6
2793	2010/07/08 07:30:04	0.875	73.8	6.6
2794	2010/07/08 07:30:26	0.625	72.5	10.6
2795	2010/07/08 07:30:29	0.625	70.7	8.1
2796	2010/07/08 07:30:37	0.875	79.5	8.3
2797	2010/07/08 07:30:39	1.000	76.1	6.5
2798	2010/07/08 07:30:40	0.750	77.6	7.4
2799	2010/07/08 07:32:26	0.625	75.1	11.2
2800	2010/07/08 07:32:47	0.625	77.1	10.3
2801	2010/07/08 07:33:42	0.625	67.1	10.6
2802	2010/07/08 07:34:12	0.875	88.3	6.5
2803	2010/07/08 07:34:18	0.750	78.8	7.3
2804	2010/07/08 07:34:19	0.750	79.1	7.8
2805	2010/07/08 07:37:06	0.875	75.9	8.3
2806	2010/07/08 07:37:08	0.875	73.8	8.6
2807	2010/07/08 07:37:41	0.625	61.5	9.5
2808	2010/07/08 07:37:46	0.750	61.8	8.3
2809	2010/07/08 07:38:33	1.000	80.3	10.8
2810	2010/07/08 07:38:38	0.750	76.1	8.1
2811	2010/07/08 07:38:56	0.875	75.4	6.9
2812	2010/07/08 07:38:59	0.875	77.3	7.2
2813	2010/07/08 07:39:18	0.875	76.9	7.7
2814	2010/07/08 07:40:03	0.875	79.1	6.6
2815	2010/07/08 07:40:15	0.875	80.9	6.9
2816	2010/07/08 07:41:05	0.625	80.2	9.4
2817	2010/07/08 07:42:19	0.750	77.2	8.0
2818	2010/07/08 07:42:25	0.750	83.1	9.7
2819	2010/07/08 07:45:41	0.875	64.1	8.6
2820	2010/07/08 07:47:13	0.625	61.3	9.5

2821	2010/07/08 07:47:46	0.750	82.8	9.3
2822	2010/07/08 07:48:40	0.875	79.2	7.1
2823	2010/07/08 07:48:45	1.000	78.4	6.5
2824	2010/07/08 07:49:05	1.000	77.9	7.1
2825	2010/07/08 07:51:39	0.750	72.5	10.9
2826	2010/07/08 07:51:46	0.625	70.9	11.4
2827	2010/07/08 07:51:51	0.750	62.9	10.3
2828	2010/07/08 07:51:56	1.000	67.1	9.7
2829	2010/07/08 07:51:58	0.625	66.0	6.6
2830	2010/07/08 07:52:01	0.625	64.1	6.8
2831	2010/07/08 07:52:42	0.750	68.8	8.4
2832	2010/07/08 07:52:46	0.750	78.6	9.3
2833	2010/07/08 07:56:28	0.750	68.8	9.5
2834	2010/07/08 07:57:46	0.750	83.2	10.2
2835	2010/07/08 07:59:59	0.875	76.6	7.8
2836	2010/07/08 08:00:26	0.875	69.9	7.0
2837	2010/07/08 08:00:44	0.750	68.8	7.7
2838	2010/07/08 08:00:45	0.875	69.0	7.5
2839	2010/07/08 08:00:47	1.000	65.1	7.0
2840	2010/07/08 08:00:49	0.750	65.7	7.9
2841	2010/07/08 08:00:50	0.875	67.7	7.6
2842	2010/07/08 08:00:51	1.000	65.1	6.5
2843	2010/07/08 08:00:52	0.625	76.8	10.9
2844	2010/07/08 08:00:53	0.750	72.0	9.6
2845	2010/07/08 08:00:59	0.750	73.6	6.5
2846	2010/07/08 08:01:00	0.875	75.7	6.7
2847	2010/07/08 08:01:02	0.750	77.8	7.7
2848	2010/07/08 08:01:03	0.875	78.5	6.9
2849	2010/07/08 08:01:08	0.875	79.9	6.9
2850	2010/07/08 08:01:09	0.750	80.6	6.8
2851	2010/07/08 08:01:13	0.750	63.9	6.2
2852	2010/07/08 08:01:17	0.625	67.6	8.7
2853	2010/07/08 08:05:02	0.750	72.6	9.3
2854	2010/07/08 08:06:05	0.750	71.6	7.9

2855	2010/07/08 08:07:08	0.875	68.0	8.8
2856	2010/07/08 08:07:23	0.625	69.3	11.2
2857	2010/07/08 08:07:25	0.625	68.7	8.8
2858	2010/07/08 08:07:27	0.625	67.7	8.2
2859	2010/07/08 08:07:30	0.625	71.1	10.8
2860	2010/07/08 08:08:24	0.750	69.8	9.9
2861	2010/07/08 08:08:26	0.625	72.6	10.0
2862	2010/07/08 08:08:35	0.625	72.8	8.3
2863	2010/07/08 08:08:36	0.625	71.9	8.0
2864	2010/07/08 08:08:44	1.000	71.4	11.4
2865	2010/07/08 08:09:59	0.750	68.2	8.6
2866	2010/07/08 08:12:06	0.875	64.5	9.7
2867	2010/07/08 08:16:25	0.875	63.8	11.1
2868	2010/07/08 08:16:41	1.000	60.5	7.5
2869	2010/07/08 08:16:47	0.750	67.6	10.7
2870	2010/07/08 08:17:03	0.875	68.1	10.6
2871	2010/07/08 08:19:46	0.875	62.6	8.0
2872	2010/07/08 08:23:49	0.875	71.6	7.9
2873	2010/07/08 08:24:09	0.750	76.4	9.3
2874	2010/07/08 08:24:59	1.000	78.4	9.0
2875	2010/07/08 08:26:38	0.750	85.2	7.1
2876	2010/07/08 08:27:48	0.625	75.6	11.4
2877	2010/07/08 08:27:48	0.625	76.7	10.3
2878	2010/07/08 08:30:02	0.625	81.7	10.4
2879	2010/07/08 08:30:39	0.875	75.0	7.1
2880	2010/07/08 08:31:52	0.625	84.1	9.8
2881	2010/07/08 08:32:06	0.750	88.4	11.5
2882	2010/07/08 08:32:11	0.625	89.9	11.9
2883	2010/07/08 08:38:23	0.875	86.5	10.1
2884	2010/07/08 08:38:41	0.750	78.2	10.6
2885	2010/07/08 08:42:08	0.750	81.4	10.0
2886	2010/07/08 08:45:59	0.625	74.1	12.1
2887	2010/07/08 08:46:38	0.875	76.9	12.0
2888	2010/07/08 08:50:59	0.875	76.0	8.8

2889	2010/07/08 08:52:00	1.000	73.7	7.1
2890	2010/07/08 08:54:52	0.750	76.7	8.9
2891	2010/07/08 08:54:53	0.750	79.6	8.8
2892	2010/07/08 08:54:55	0.750	78.4	8.0
2893	2010/07/08 08:54:55	1.000	78.6	8.4
2894	2010/07/08 08:54:58	1.000	77.3	9.6
2895	2010/07/08 08:55:03	0.750	76.4	8.7
2896	2010/07/08 08:56:45	0.750	74.1	8.5
2897	2010/07/08 08:56:46	0.750	77.4	10.8
2898	2010/07/08 08:56:47	1.000	77.5	7.1
2899	2010/07/08 08:57:03	0.750	72.0	8.3
2900	2010/07/08 08:57:04	0.750	75.0	8.8
2901	2010/07/08 08:57:22	0.750	73.3	10.6
2902	2010/07/08 08:57:36	0.875	76.0	8.0
2903	2010/07/08 08:57:47	0.750	76.5	9.9
2904	2010/07/08 09:02:27	1.000	70.4	8.8
2905	2010/07/08 09:02:37	0.750	75.1	8.4
2906	2010/07/08 09:02:38	0.625	75.4	6.4
2907	2010/07/08 09:02:42	0.750	74.6	8.6
2908	2010/07/08 09:03:19	0.750	74.0	10.2
2909	2010/07/08 09:04:06	0.750	80.5	10.5
2910	2010/07/08 09:05:39	0.875	76.1	8.5
2911	2010/07/08 09:05:56	0.875	87.1	7.7
2912	2010/07/08 09:06:17	0.875	72.2	9.0
2913	2010/07/08 09:06:19	0.625	77.1	10.0
2914	2010/07/08 09:06:27	0.625	78.9	10.6
2915	2010/07/08 09:06:46	0.625	80.1	10.1
2916	2010/07/08 09:07:32	0.750	78.8	9.6
2917	2010/07/08 09:07:42	0.875	79.8	7.3
2918	2010/07/08 09:07:56	0.875	78.2	7.8
2919	2010/07/08 09:07:59	0.875	76.4	6.7
2920	2010/07/08 09:08:09	0.750	80.2	8.4
2921	2010/07/08 09:08:14	0.875	78.3	7.0
2922	2010/07/08 09:08:17	0.875	79.4	7.4

2923	2010/07/08 09:08:19	1.000	78.3	6.4
2924	2010/07/08 09:08:58	0.750	79.7	9.8
2925	2010/07/08 09:09:52	1.000	67.8	7.0
2926	2010/07/08 09:13:59	0.625	66.9	9.6
2927	2010/07/08 09:14:15	0.625	79.5	12.0
2928	2010/07/08 09:14:45	0.625	66.7	11.6
2929	2010/07/08 09:14:48	1.000	65.3	6.6
2930	2010/07/08 09:15:02	0.750	64.4	9.4
2931	2010/07/08 09:15:04	0.625	72.3	11.5
2932	2010/07/08 09:15:43	0.625	76.0	10.2
2933	2010/07/08 09:16:35	0.875	78.5	9.5
2934	2010/07/08 09:16:48	0.875	80.3	9.9
2935	2010/07/08 09:16:56	0.875	81.1	10.5
2936	2010/07/08 09:16:57	0.875	83.1	8.9
2937	2010/07/08 09:17:01	0.625	78.1	9.4
2938	2010/07/08 09:17:43	0.750	68.4	7.0
2939	2010/07/08 09:17:45	0.875	72.3	8.1
2940	2010/07/08 09:17:47	1.000	72.0	7.9
2941	2010/07/08 09:17:48	0.750	72.1	8.4
2942	2010/07/08 09:17:52	0.625	73.2	8.3
2943	2010/07/08 09:17:56	0.875	73.8	7.9
2944	2010/07/08 09:17:58	1.000	75.7	7.1
2945	2010/07/08 09:18:00	0.875	76.7	9.0
2946	2010/07/08 09:19:09	0.750	66.1	10.5
2947	2010/07/08 09:20:50	0.875	69.1	9.9
2948	2010/07/08 09:22:51	0.750	70.9	9.1
2949	2010/07/08 09:22:54	0.625	76.6	10.3
2950	2010/07/08 09:23:22	0.750	78.6	11.7
2951	2010/07/08 09:23:23	0.625	83.0	10.0
2952	2010/07/08 09:25:01	0.625	72.3	10.3
2953	2010/07/08 09:25:30	0.750	66.0	9.1
2954	2010/07/08 09:25:33	0.875	65.6	7.9
2955	2010/07/08 09:25:38	0.625	70.6	10.5
2956	2010/07/08 09:29:26	0.625	82.6	9.5

2957	2010/07/08 09:29:34	0.875	62.6	7.3
2958	2010/07/08 09:29:54	1.000	73.1	10.6
2959	2010/07/08 09:32:41	0.625	76.0	10.4
2960	2010/07/08 09:33:23	0.875	73.0	9.1
2961	2010/07/08 09:33:28	1.000	65.0	6.5
2962	2010/07/08 09:34:21	1.000	71.4	6.8
2963	2010/07/08 09:35:01	1.000	71.7	7.4
2964	2010/07/08 09:35:04	0.625	71.9	10.9
2965	2010/07/08 09:35:54	0.500	72.3	11.6
2966	2010/07/08 09:37:32	0.750	70.5	7.7
2967	2010/07/08 09:38:12	0.875	75.2	8.9
2968	2010/07/08 09:39:13	1.000	70.2	6.2
2969	2010/07/08 09:39:30	0.750	73.6	8.0
2970	2010/07/08 09:39:58	0.875	80.5	11.2
2971	2010/07/08 09:40:02	0.750	70.1	8.2
2972	2010/07/08 09:40:25	1.000	71.5	8.9
2973	2010/07/08 09:40:33	0.750	67.5	9.3
2974	2010/07/08 09:40:38	0.875	71.8	9.4
2975	2010/07/08 09:41:50	0.625	87.4	10.9
2976	2010/07/08 09:41:52	0.750	78.8	9.2
2977	2010/07/08 09:42:06	0.875	65.4	8.8
2978	2010/07/08 09:43:50	0.625	75.6	10.1
2979	2010/07/08 09:44:13	1.000	81.4	9.3
2980	2010/07/08 09:44:18	0.750	73.1	10.2
2981	2010/07/08 09:44:20	0.750	64.7	9.9
2982	2010/07/08 09:44:38	0.750	72.9	9.3
2983	2010/07/08 09:44:41	0.625	77.8	13.6
2984	2010/07/08 09:44:43	0.875	68.8	12.3
2985	2010/07/08 09:44:54	0.875	74.0	9.0
2986	2010/07/08 09:45:18	1.000	72.0	9.0
2987	2010/07/08 09:45:19	0.625	78.1	10.9
2988	2010/07/08 09:45:29	0.750	79.0	12.3
2989	2010/07/08 09:45:56	0.750	88.7	11.9
2990	2010/07/08 09:46:31	1.000	69.2	7.9

2991	2010/07/08 09:46:32	0.750	69.7	10.3
2992	2010/07/08 09:46:41	0.875	71.6	10.3
2993	2010/07/08 09:46:49	0.625	90.9	14.0
2994	2010/07/08 09:46:54	0.625	77.2	12.6
2995	2010/07/08 09:47:39	0.625	83.1	11.5
2996	2010/07/08 09:48:12	0.750	80.4	12.2
2997	2010/07/08 09:48:23	0.750	67.1	12.0
2998	2010/07/08 09:48:55	0.750	63.4	9.4
2999	2010/07/08 09:49:29	1.000	64.0	9.7
3000	2010/07/08 09:50:34	0.750	62.2	9.2
3001	2010/07/08 09:50:36	0.625	74.7	11.2
3002	2010/07/08 09:50:41	0.875	65.1	10.9
3003	2010/07/08 09:50:44	0.750	69.6	13.6
3004	2010/07/08 09:51:03	1.000	68.7	10.9
3005	2010/07/08 09:51:16	1.000	89.6	9.2
3006	2010/07/08 09:51:34	0.625	83.1	11.8
3007	2010/07/08 09:51:39	0.875	66.8	10.2
3008	2010/07/08 09:52:18	0.875	73.6	10.1
3009	2010/07/08 09:52:26	0.500	88.6	10.6
3010	2010/07/08 09:52:34	1.000	69.5	14.3
3011	2010/07/08 09:52:46	0.750	78.1	10.2
3012	2010/07/08 09:52:50	0.625	66.5	14.5
3013	2010/07/08 09:52:52	0.625	69.5	12.0
3014	2010/07/08 09:52:53	1.000	69.0	9.0
3015	2010/07/08 09:52:59	0.875	85.9	9.4
3016	2010/07/08 09:53:20	0.625	85.5	11.6
3017	2010/07/08 09:53:23	0.750	77.0	10.4
3018	2010/07/08 09:53:24	0.750	75.0	7.9
3019	2010/07/08 09:54:16	0.625	75.0	10.9
3020	2010/07/08 09:54:16	0.625	70.5	9.9
3021	2010/07/08 09:54:24	0.625	82.7	13.3
3022	2010/07/08 09:54:25	0.500	85.6	11.5
3023	2010/07/08 09:54:26	0.625	85.2	11.3
3024	2010/07/08 09:54:33	1.000	73.9	7.3

3025	2010/07/08 09:54:35	0.750	75.1	10.1
3026	2010/07/08 09:54:37	0.750	65.5	10.8
3027	2010/07/08 09:54:55	0.750	71.9	9.9
3028	2010/07/08 09:55:16	0.500	87.3	10.6
3029	2010/07/08 09:55:34	0.625	81.4	12.9
3030	2010/07/08 09:55:49	1.000	75.8	10.3
3031	2010/07/08 09:56:07	0.625	74.7	12.0
3032	2010/07/08 09:56:17	0.750	73.2	11.2
3033	2010/07/08 09:57:06	0.875	83.9	10.9
3034	2010/07/08 09:57:10	0.875	89.9	10.9
3035	2010/07/08 09:57:40	0.875	93.4	9.3
3036	2010/07/08 09:57:52	0.750	68.2	9.7
3037	2010/07/08 09:57:53	0.750	63.8	8.9
3038	2010/07/08 09:57:55	0.875	66.6	8.9
3039	2010/07/08 09:58:10	1.000	74.4	8.9
3040	2010/07/08 09:59:47	0.625	90.0	11.7
3041	2010/07/08 09:59:50	1.000	72.5	13.4
3042	2010/07/08 09:59:56	0.625	76.0	9.8
3043	2010/07/08 09:59:58	0.750	71.4	7.8
3044	2010/07/08 10:00:02	0.875	60.9	6.2
3045	2010/07/08 10:00:21	0.625	66.7	10.9
3046	2010/07/08 10:00:49	0.750	76.5	11.2
3047	2010/07/08 10:00:51	0.625	73.5	11.3
3048	2010/07/08 10:01:01	0.750	68.5	9.3
3049	2010/07/08 10:01:23	0.750	68.6	8.4
3050	2010/07/08 10:01:26	0.500	76.0	13.1
3051	2010/07/08 10:01:47	0.625	66.0	10.5
3052	2010/07/08 10:02:50	0.625	97.3	12.3
3053	2010/07/08 10:02:54	0.625	68.6	17.4
3054	2010/07/08 10:02:55	0.625	78.3	15.9
3055	2010/07/08 10:02:59	0.875	95.9	11.0
3056	2010/07/08 10:03:02	0.625	94.0	12.4
3057	2010/07/08 10:03:10	0.625	98.0	12.4
3058	2010/07/08 10:03:29	1.000	71.5	7.3

3059	2010/07/08 10:03:35	0.750	71.9	11.3
3060	2010/07/08 10:03:38	0.750	71.3	10.2
3061	2010/07/08 10:03:54	1.000	91.8	12.0
3062	2010/07/08 10:03:55	0.625	81.9	12.8
3063	2010/07/08 10:03:59	0.875	74.3	13.7
3064	2010/07/08 10:04:00	0.500	78.3	10.7
3065	2010/07/08 10:04:06	0.500	95.8	11.4
3066	2010/07/08 10:04:19	0.500	95.4	12.7
3067	2010/07/08 10:04:28	0.625	98.0	12.7
3068	2010/07/08 10:04:34	0.500	89.5	10.8
3069	2010/07/08 10:04:38	0.625	95.0	11.6
3070	2010/07/08 10:04:45	0.500	92.0	11.0
3071	2010/07/08 10:04:50	0.625	96.6	13.1
3072	2010/07/08 10:05:14	1.000	68.3	8.4
3073	2010/07/08 10:05:16	0.875	64.2	6.6
3074	2010/07/08 10:05:29	0.625	82.7	12.0
3075	2010/07/08 10:05:31	0.500	84.0	12.4
3076	2010/07/08 10:05:59	0.750	77.1	11.9
3077	2010/07/08 10:06:41	0.750	73.6	7.5
3078	2010/07/08 10:07:17	1.000	67.0	7.5
3079	2010/07/08 10:07:34	0.750	69.8	8.2
3080	2010/07/08 10:07:45	1.000	80.1	10.7
3081	2010/07/08 10:07:56	0.500	91.4	13.1
3082	2010/07/08 10:08:20	1.000	82.3	11.7
3083	2010/07/08 10:08:23	0.625	82.1	12.2
3084	2010/07/08 10:08:55	0.625	82.7	12.4
3085	2010/07/08 10:09:24	0.500	97.6	10.3
3086	2010/07/08 10:09:33	0.750	73.8	8.2
3087	2010/07/08 10:09:35	0.875	75.4	9.5
3088	2010/07/08 10:09:36	0.625	79.0	9.7
3089	2010/07/08 10:10:04	0.750	94.4	11.8
3090	2010/07/08 10:10:06	0.500	93.9	10.7
3091	2010/07/08 10:10:12	1.000	79.2	9.7
3092	2010/07/08 10:10:16	0.500	94.0	12.0

3093	2010/07/08 10:10:22	1.000	93.9	11.7
3094	2010/07/08 10:10:34	0.500	94.6	11.0
3095	2010/07/08 10:10:39	0.875	95.2	10.0
3096	2010/07/08 10:10:48	0.625	76.7	14.2
3097	2010/07/08 10:10:52	0.750	72.1	14.4
3098	2010/07/08 10:10:55	0.625	61.3	15.0
3099	2010/07/08 10:12:33	0.625	67.1	10.9
3100	2010/07/08 10:12:38	1.000	68.1	7.4
3101	2010/07/08 10:12:51	0.875	64.0	6.1
3102	2010/07/08 10:13:05	0.625	63.0	8.2
3103	2010/07/08 10:13:07	1.000	65.2	8.1
3104	2010/07/08 10:13:08	0.625	65.8	8.2
3105	2010/07/08 10:13:16	0.750	76.4	10.1
3106	2010/07/08 10:15:35	0.875	70.9	8.2
3107	2010/07/08 10:16:00	0.875	72.5	9.2
3108	2010/07/08 10:16:02	0.875	69.9	6.9
3109	2010/07/08 10:16:03	0.875	71.0	7.5
3110	2010/07/08 10:16:37	1.000	67.2	9.8
3111	2010/07/08 10:18:55	0.750	74.2	12.1
3112	2010/07/08 10:20:19	1.000	64.0	8.4
3113	2010/07/08 10:21:31	0.875	67.5	6.8
3114	2010/07/08 10:21:32	0.750	79.1	13.1
3115	2010/07/08 10:21:33	0.625	77.4	9.9
3116	2010/07/08 10:21:34	0.750	71.6	9.9
3117	2010/07/08 10:21:40	0.875	70.7	8.1
3118	2010/07/08 10:23:20	1.000	65.0	6.5
3119	2010/07/08 10:23:48	0.750	73.2	9.6
3120	2010/07/08 10:24:19	0.750	80.7	7.4
3121	2010/07/08 10:25:23	0.875	83.4	7.9
3122	2010/07/08 10:25:50	0.500	77.8	13.4
3123	2010/07/08 10:26:55	0.625	67.7	12.0
3124	2010/07/08 10:29:47	0.875	73.0	9.8
3125	2010/07/08 10:30:22	0.875	64.2	8.4
3126	2010/07/08 10:32:25	0.875	76.9	11.8

3127	2010/07/08 10:32:33	0.750	69.6	8.4
3128	2010/07/08 10:33:06	0.875	77.3	9.4
3129	2010/07/08 10:36:59	1.000	70.5	6.4
3130	2010/07/08 10:40:20	1.000	76.5	10.0
3131	2010/07/08 10:41:29	0.750	73.6	6.5
3132	2010/07/08 10:42:34	0.875	69.4	7.7
3133	2010/07/08 10:42:41	0.500	83.1	11.1
3134	2010/07/08 10:42:54	1.000	76.0	10.6
3135	2010/07/08 10:43:33	0.750	86.3	10.3
3136	2010/07/08 10:44:48	0.750	80.9	11.6
3137	2010/07/08 10:44:50	1.000	65.0	13.0
3138	2010/07/08 10:45:31	0.625	85.4	10.1
3139	2010/07/08 10:45:57	0.625	68.8	9.0
3140	2010/07/08 10:46:05	0.625	65.4	10.1
3141	2010/07/08 10:46:24	0.625	81.1	9.1
3142	2010/07/08 10:46:25	0.875	80.6	9.0
3143	2010/07/08 10:46:32	0.875	84.2	8.1
3144	2010/07/08 10:47:09	0.750	65.8	8.8
3145	2010/07/08 10:47:55	0.625	72.3	8.2
3146	2010/07/08 10:47:58	0.875	74.4	8.1
3147	2010/07/08 10:48:00	0.625	76.0	10.4
3148	2010/07/08 10:48:10	0.875	72.6	9.9
3149	2010/07/08 10:48:34	0.750	69.8	9.0
3150	2010/07/08 10:48:58	0.875	70.3	8.1
3151	2010/07/08 10:49:28	0.625	73.7	11.8
3152	2010/07/08 10:49:46	0.625	95.4	11.7
3153	2010/07/08 10:50:25	0.625	68.5	10.6
3154	2010/07/08 10:50:29	0.625	88.8	11.6
3155	2010/07/08 10:50:30	0.625	83.5	10.5
3156	2010/07/08 10:50:41	0.750	71.7	10.3
3157	2010/07/08 10:50:43	0.875	71.2	8.7
3158	2010/07/08 10:50:47	0.750	71.9	7.1
3159	2010/07/08 10:50:56	0.625	80.7	10.9
3160	2010/07/08 10:50:58	0.500	80.8	11.4

3161	2010/07/08 10:51:06	0.625	74.8	10.9
3162	2010/07/08 10:51:14	0.500	85.2	12.4
3163	2010/07/08 10:51:15	0.750	76.3	12.7
3164	2010/07/08 10:51:23	0.750	83.9	10.6
3165	2010/07/08 10:51:54	0.625	75.0	11.3
3166	2010/07/08 10:51:55	0.625	84.8	11.3
3167	2010/07/08 10:52:25	0.625	80.0	11.7
3168	2010/07/08 10:52:37	1.000	74.8	10.1
3169	2010/07/08 10:53:34	0.750	75.9	8.0
3170	2010/07/08 10:54:04	1.000	65.1	8.9
3171	2010/07/08 10:54:38	0.625	76.8	8.9
3172	2010/07/08 10:56:20	0.750	73.9	10.3
3173	2010/07/08 10:56:24	1.000	72.5	8.1
3174	2010/07/08 10:56:40	0.625	76.3	8.6
3175	2010/07/08 10:56:44	0.750	62.7	8.9
3176	2010/07/08 10:56:48	0.875	70.4	11.7
3177	2010/07/08 10:56:51	1.000	71.9	10.2
3178	2010/07/08 10:57:02	0.875	87.1	10.6
3179	2010/07/08 10:57:09	0.875	75.5	10.7
3180	2010/07/08 10:57:11	1.000	87.6	10.8
3181	2010/07/08 10:57:32	0.625	81.5	11.1
3182	2010/07/08 10:57:33	0.750	88.2	8.9
3183	2010/07/08 10:57:49	0.625	66.3	15.4
3184	2010/07/08 10:58:02	0.500	89.0	11.0
3185	2010/07/08 10:58:06	0.500	90.7	11.6
3186	2010/07/08 10:58:35	0.625	70.9	10.3
3187	2010/07/08 10:58:46	0.625	83.5	12.6
3188	2010/07/08 10:58:58	0.750	77.3	11.1
3189	2010/07/08 11:00:34	0.625	78.5	11.0
3190	2010/07/08 11:00:48	0.750	80.1	11.4
3191	2010/07/08 11:01:06	0.625	79.4	12.6
3192	2010/07/08 11:01:15	0.750	69.2	9.5
3193	2010/07/08 11:01:48	0.750	75.7	11.6
3194	2010/07/08 11:02:24	0.625	74.7	10.9

3195	2010/07/08 11:02:26	0.625	76.5	11.3
3196	2010/07/08 11:02:42	0.500	99.3	12.3
3197	2010/07/08 11:02:44	0.625	76.3	14.4
3198	2010/07/08 11:02:48	0.500	98.0	11.8
3199	2010/07/08 11:02:54	0.500	96.5	11.7
3200	2010/07/08 11:03:03	0.500	80.1	11.5
3201	2010/07/08 11:03:08	0.875	76.8	8.5
3202	2010/07/08 11:03:10	0.625	79.9	11.9
3203	2010/07/08 11:03:29	0.500	91.1	10.7
3204	2010/07/08 11:03:38	0.500	90.9	10.8
3205	2010/07/08 11:03:44	0.625	92.5	11.3
3206	2010/07/08 11:03:55	0.500	95.0	12.0
3207	2010/07/08 11:04:03	0.500	95.2	12.0
3208	2010/07/08 11:04:07	0.500	92.3	11.5
3209	2010/07/08 11:04:13	1.000	91.4	10.5
3210	2010/07/08 11:04:32	0.625	75.2	12.2
3211	2010/07/08 11:05:33	0.625	91.0	11.7
3212	2010/07/08 11:05:34	0.750	76.3	13.0
3213	2010/07/08 11:05:48	0.625	78.5	10.2
3214	2010/07/08 11:06:07	0.750	69.0	6.2
3215	2010/07/08 11:06:12	0.625	68.1	10.9
3216	2010/07/08 11:06:42	0.625	70.7	9.8
3217	2010/07/08 11:06:43	0.750	68.5	8.2
3218	2010/07/08 11:06:44	0.875	77.0	10.0
3219	2010/07/08 11:06:48	0.875	68.8	8.4
3220	2010/07/08 11:06:52	0.875	68.1	6.9
3221	2010/07/08 11:07:23	0.625	76.6	12.3
3222	2010/07/08 11:08:18	0.625	82.9	11.6
3223	2010/07/08 11:08:36	1.000	84.5	10.7
3224	2010/07/08 11:09:05	0.625	95.4	12.4
3225	2010/07/08 11:09:36	0.875	85.2	10.2
3226	2010/07/08 11:09:40	0.875	86.1	10.2
3227	2010/07/08 11:09:46	0.625	92.6	11.0
3228	2010/07/08 11:09:51	0.625	97.4	9.9

3229	2010/07/08 11:10:01	0.750	77.6	11.5
3230	2010/07/08 11:10:03	0.500	84.5	11.9
3231	2010/07/08 11:10:12	1.000	107.0	11.6
3232	2010/07/08 11:10:15	0.625	77.5	12.9
3233	2010/07/08 11:10:19	0.875	91.3	8.9
3234	2010/07/08 11:10:22	0.625	84.0	10.6
3235	2010/07/08 11:10:39	0.625	93.5	11.9
3236	2010/07/08 11:10:45	0.500	93.1	12.2
3237	2010/07/08 11:10:49	0.625	94.3	12.5
3238	2010/07/08 11:10:51	0.750	82.9	14.1
3239	2010/07/08 11:10:55	0.500	91.2	10.3
3240	2010/07/08 11:10:59	0.625	83.8	10.3
3241	2010/07/08 11:11:07	1.000	85.3	12.1
3242	2010/07/08 11:11:15	0.875	81.4	9.6
3243	2010/07/08 11:11:20	0.750	75.4	9.9
3244	2010/07/08 11:11:27	0.500	93.1	11.3
3245	2010/07/08 11:11:27	0.625	92.4	11.4
3246	2010/07/08 11:11:33	0.625	79.0	13.1
3247	2010/07/08 11:12:23	0.750	73.1	7.9
3248	2010/07/08 11:13:09	0.750	78.1	11.7
3249	2010/07/08 11:13:37	0.500	85.5	12.8
3250	2010/07/08 11:13:42	1.000	69.7	7.9
3251	2010/07/08 11:13:48	0.625	70.0	11.1
3252	2010/07/08 11:14:08	1.000	75.0	11.6
3253	2010/07/08 11:14:15	1.000	80.3	8.5
3254	2010/07/08 11:14:29	0.500	90.9	10.3
3255	2010/07/08 11:14:32	0.625	93.7	11.7
3256	2010/07/08 11:14:38	0.750	95.7	12.4
3257	2010/07/08 11:14:47	0.625	78.2	10.4
3258	2010/07/08 11:14:48	0.750	79.2	11.1
3259	2010/07/08 11:14:57	0.625	72.0	10.9
3260	2010/07/08 11:15:06	1.000	71.5	13.9
3261	2010/07/08 11:15:08	0.750	73.2	13.8
3262	2010/07/08 11:15:17	0.750	81.9	12.5

3263	2010/07/08 11:15:19	0.875	77.8	13.7
3264	2010/07/08 11:15:31	0.750	85.3	9.9
3265	2010/07/08 11:15:32	0.750	95.1	12.3
3266	2010/07/08 11:15:33	0.875	93.3	9.3
3267	2010/07/08 11:15:46	0.750	84.7	10.4
3268	2010/07/08 11:15:53	0.875	86.3	6.5
3269	2010/07/08 11:16:13	1.000	91.1	6.8
3270	2010/07/08 11:16:57	0.875	90.7	9.0
3271	2010/07/08 11:17:12	0.750	72.8	12.1
3272	2010/07/08 11:17:14	0.625	76.9	8.0
3273	2010/07/08 11:17:23	0.625	84.9	10.6
3274	2010/07/08 11:17:24	0.500	87.4	11.8
3275	2010/07/08 11:17:25	0.500	83.0	11.7
3276	2010/07/08 11:17:28	0.625	91.6	11.6
3277	2010/07/08 11:17:40	0.625	89.1	13.4
3278	2010/07/08 11:17:58	0.625	78.4	9.7
3279	2010/07/08 11:18:06	0.625	86.2	12.1
3280	2010/07/08 11:18:07	0.625	94.8	9.8
3281	2010/07/08 11:18:57	0.875	75.3	8.9
3282	2010/07/08 11:19:29	1.000	88.0	12.2
3283	2010/07/08 11:19:48	0.500	85.6	12.7
3284	2010/07/08 11:19:52	0.625	81.6	11.8
3285	2010/07/08 11:20:10	0.875	79.7	10.1
3286	2010/07/08 11:20:15	0.875	74.8	10.0
3287	2010/07/08 11:21:01	0.875	73.3	8.2
3288	2010/07/08 11:21:02	1.000	71.0	6.1
3289	2010/07/08 11:21:57	0.625	71.5	10.2
3290	2010/07/08 11:21:59	0.625	74.9	11.3
3291	2010/07/08 11:22:02	0.625	80.1	11.2
3292	2010/07/08 11:22:11	0.500	84.5	11.8
3293	2010/07/08 11:22:20	0.625	78.9	11.6
3294	2010/07/08 11:22:22	1.000	79.1	10.4
3295	2010/07/08 11:23:05	0.875	77.2	10.7
3296	2010/07/08 11:23:31	0.875	74.4	6.8

3297	2010/07/08 11:23:49	0.875	88.8	9.9
3298	2010/07/08 11:24:04	0.750	93.7	12.5
3299	2010/07/08 11:24:06	0.625	90.4	10.4
3300	2010/07/08 11:24:08	0.500	90.5	10.8
3301	2010/07/08 11:24:10	1.000	89.7	10.5
3302	2010/07/08 11:24:17	0.750	80.1	10.1
3303	2010/07/08 11:25:28	0.750	78.0	7.6
3304	2010/07/08 11:26:50	1.000	75.2	10.7
3305	2010/07/08 11:31:01	0.875	88.1	10.5
3306	2010/07/08 11:31:17	0.875	85.5	12.1
3307	2010/07/08 11:31:21	0.625	81.7	10.5
3308	2010/07/08 11:31:26	0.625	84.9	11.2
3309	2010/07/08 11:32:51	0.625	73.0	11.5
3310	2010/07/08 11:32:57	0.875	63.2	9.9
3311	2010/07/08 11:33:04	0.750	72.2	9.2
3312	2010/07/08 11:34:54	1.000	67.2	7.0
3313	2010/07/08 11:37:57	1.000	71.4	9.4
3314	2010/07/08 11:38:23	0.625	93.8	12.0
3315	2010/07/08 11:39:24	0.750	90.2	11.6
3316	2010/07/08 11:39:46	0.875	77.3	12.3
3317	2010/07/08 11:39:53	1.000	83.3	9.6
3318	2010/07/08 11:39:54	0.500	83.1	9.9
3319	2010/07/08 11:40:23	0.500	81.1	9.9
3320	2010/07/08 11:40:40	0.625	74.8	12.0
3321	2010/07/08 11:41:13	0.875	91.1	10.0
3322	2010/07/08 11:41:18	0.625	77.7	8.5
3323	2010/07/08 11:41:22	0.625	73.4	9.8
3324	2010/07/08 11:41:27	0.875	89.5	12.3
3325	2010/07/08 11:41:30	0.750	94.7	12.5
3326	2010/07/08 11:41:33	1.000	87.1	9.9
3327	2010/07/08 11:41:45	1.000	79.0	11.0
3328	2010/07/08 11:41:51	1.000	94.6	11.2
3329	2010/07/08 11:42:02	0.500	94.1	11.9
3330	2010/07/08 11:42:47	0.625	88.6	12.1

3331	2010/07/08 11:43:27	0.875	74.1	10.5
3332	2010/07/08 11:43:33	0.750	82.5	11.3
3333	2010/07/08 11:43:36	0.500	87.6	10.5
3334	2010/07/08 11:43:57	0.625	87.3	10.3
3335	2010/07/08 11:44:02	0.875	66.2	13.6
3336	2010/07/08 11:44:24	0.750	70.0	7.7
3337	2010/07/08 11:47:41	0.750	70.2	8.0
3338	2010/07/08 11:50:49	1.000	91.1	11.7
3339	2010/07/08 11:51:28	1.000	88.3	11.3
3340	2010/07/08 11:51:35	0.875	78.3	10.3
3341	2010/07/08 11:51:39	0.625	87.1	11.0
3342	2010/07/08 11:52:10	0.625	82.6	10.7
3343	2010/07/08 11:52:20	0.625	89.4	12.1
3344	2010/07/08 11:52:29	0.625	82.5	8.9
3345	2010/07/08 11:52:34	0.625	76.2	11.4
3346	2010/07/08 11:52:44	0.625	85.7	9.6
3347	2010/07/08 11:52:50	0.875	82.9	11.8
3348	2010/07/08 11:52:55	0.625	72.3	9.8
3349	2010/07/08 11:53:15	0.500	85.3	8.5
3350	2010/07/08 11:54:29	0.625	83.7	9.8
3351	2010/07/08 11:55:43	0.500	81.6	12.2
3352	2010/07/08 11:55:46	0.625	76.2	10.4
3353	2010/07/08 11:56:11	0.875	68.9	7.7
3354	2010/07/08 11:56:15	0.625	81.8	10.9
3355	2010/07/08 11:56:32	0.875	71.2	11.0
3356	2010/07/08 11:56:42	1.000	74.3	8.7
3357	2010/07/08 11:56:46	1.000	79.5	9.8
3358	2010/07/08 11:56:48	0.625	80.2	10.3
3359	2010/07/08 11:56:50	0.625	72.0	9.9
3360	2010/07/08 11:56:51	0.500	76.2	9.5
3361	2010/07/08 11:56:51	0.625	76.9	9.5
3362	2010/07/08 11:56:52	0.625	78.1	10.0
3363	2010/07/08 11:57:07	0.625	79.2	10.3
3364	2010/07/08 11:57:17	0.625	90.2	11.7

3365	2010/07/08 11:57:21	0.625	72.0	14.1
3366	2010/07/08 11:57:25	1.000	79.7	9.7
3367	2010/07/08 11:57:30	0.750	80.8	11.1
3368	2010/07/08 11:57:59	0.875	71.6	7.7
3369	2010/07/08 11:58:00	0.750	71.7	9.9
3370	2010/07/08 11:58:34	1.000	80.8	10.2
3371	2010/07/08 11:58:37	0.625	84.1	10.5
3372	2010/07/08 11:58:41	0.625	81.1	10.3
3373	2010/07/08 11:58:43	0.625	75.9	8.8
3374	2010/07/08 11:58:44	0.625	77.1	9.1
3375	2010/07/08 11:59:16	0.625	89.8	10.7
3376	2010/07/08 12:00:02	0.875	84.2	9.6
3377	2010/07/08 12:00:04	1.000	78.4	7.5
3378	2010/07/08 12:00:12	0.625	86.3	12.2
3379	2010/07/08 12:00:40	0.500	80.2	10.6
3380	2010/07/08 12:00:41	1.000	80.9	10.1
3381	2010/07/08 12:00:42	0.625	83.3	10.4
3382	2010/07/08 12:00:45	0.500	83.2	9.1
3383	2010/07/08 12:00:52	0.875	75.8	10.0
3384	2010/07/08 12:01:02	1.000	70.6	9.3
3385	2010/07/08 12:01:47	0.750	78.1	10.9
3386	2010/07/08 12:02:06	0.625	72.0	8.0
3387	2010/07/08 12:02:16	0.875	69.1	9.2
3388	2010/07/08 12:02:18	0.750	84.2	10.5
3389	2010/07/08 12:02:54	0.625	79.7	10.4
3390	2010/07/08 12:03:08	0.750	74.0	7.8
3391	2010/07/08 12:03:56	0.625	73.3	10.3
3392	2010/07/08 12:04:06	0.625	81.9	10.4
3393	2010/07/08 12:04:10	0.625	80.3	10.9
3394	2010/07/08 12:04:11	0.625	84.7	11.3
3395	2010/07/08 12:05:57	1.000	77.1	12.0
3396	2010/07/08 12:08:08	0.500	85.2	10.8
3397	2010/07/08 12:09:06	0.625	83.4	9.8
3398	2010/07/08 12:09:42	0.750	73.1	8.8

3399	2010/07/08 12:10:06	0.875	85.5	10.1
3400	2010/07/08 12:10:11	0.875	68.0	12.2
3401	2010/07/08 12:10:43	0.625	90.3	10.8
3402	2010/07/08 12:10:56	0.750	75.4	8.1
3403	2010/07/08 12:11:29	0.625	65.2	10.4
3404	2010/07/08 12:11:30	0.625	71.1	10.6
3405	2010/07/08 12:11:30	0.625	74.6	11.3
3406	2010/07/08 12:11:37	0.750	66.9	9.9
3407	2010/07/08 12:12:34	0.875	71.9	9.3
3408	2010/07/08 12:13:07	0.625	72.6	11.1
3409	2010/07/08 12:13:08	0.625	78.9	11.2
3410	2010/07/08 12:14:32	0.500	79.7	10.1
3411	2010/07/08 12:14:35	0.500	80.8	9.3
3412	2010/07/08 12:14:57	1.000	84.0	11.3
3413	2010/07/08 12:14:58	0.875	89.1	11.1
3414	2010/07/08 12:15:00	0.875	86.0	9.7
3415	2010/07/08 12:15:15	0.500	88.3	10.5
3416	2010/07/08 12:15:29	0.875	80.1	10.4
3417	2010/07/08 12:15:49	1.000	90.1	10.5
3418	2010/07/08 12:15:57	1.000	87.8	9.8
3419	2010/07/08 12:16:05	0.625	80.6	11.3
3420	2010/07/08 12:16:06	0.625	87.9	11.7
3421	2010/07/08 12:18:15	0.750	64.1	10.7
3422	2010/07/08 12:18:33	0.875	72.9	8.4
3423	2010/07/08 12:22:24	1.000	69.1	7.6
3424	2010/07/08 12:22:50	0.625	82.4	11.0
3425	2010/07/08 12:25:05	0.750	62.9	11.9
3426	2010/07/08 12:25:45	0.750	68.6	10.3
3427	2010/07/08 12:25:51	0.875	61.7	10.5
3428	2010/07/08 12:26:14	0.625	68.9	11.9
3429	2010/07/08 12:26:15	0.875	65.1	11.0
3430	2010/07/08 12:29:01	0.875	79.6	9.2
3431	2010/07/08 12:29:28	0.875	67.2	9.9
3432	2010/07/08 12:29:46	0.625	67.1	9.4

3433	2010/07/08 12:30:52	0.625	73.6	11.8
3434	2010/07/08 12:31:02	0.500	74.7	11.4
3435	2010/07/08 12:32:40	0.750	75.2	11.1
3436	2010/07/08 12:33:55	0.625	70.8	10.6
3437	2010/07/08 12:35:26	1.000	66.1	8.1
3438	2010/07/08 12:37:18	0.750	75.3	10.2
3439	2010/07/08 12:38:17	0.750	71.7	8.9
3440	2010/07/08 12:39:31	1.000	76.7	8.6
3441	2010/07/08 12:41:15	0.500	67.5	9.9
3442	2010/07/08 12:41:24	0.875	69.9	8.7
3443	2010/07/08 12:42:45	0.625	78.5	9.7
3444	2010/07/08 12:45:25	0.875	78.6	10.4
3445	2010/07/08 12:46:17	0.625	82.3	9.7
3446	2010/07/08 12:49:46	0.875	74.4	8.7
3447	2010/07/08 12:49:57	0.750	72.6	11.3
3448	2010/07/08 12:57:33	0.750	76.7	8.8
3449	2010/07/08 12:57:36	1.000	66.7	8.1
3450	2010/07/08 12:58:24	0.750	80.3	10.1
3451	2010/07/08 12:59:39	0.625	80.7	10.5
3452	2010/07/08 13:00:39	1.000	89.0	11.4
3453	2010/07/08 13:00:50	0.875	83.9	9.6
3454	2010/07/08 13:00:52	1.000	72.1	11.1
3455	2010/07/08 13:01:01	1.000	73.4	9.2
3456	2010/07/08 13:01:06	0.875	91.6	12.4
3457	2010/07/08 13:01:15	0.875	87.2	11.2
3458	2010/07/08 13:01:27	1.000	91.9	11.1
3459	2010/07/08 13:01:31	0.750	72.5	9.2
3460	2010/07/08 13:01:43	0.875	74.2	6.9
3461	2010/07/08 13:01:45	0.875	73.6	8.0
3462	2010/07/08 13:02:26	0.750	70.5	9.1
3463	2010/07/08 13:02:35	1.000	73.7	8.9
3464	2010/07/08 13:02:37	0.625	70.2	8.7
3465	2010/07/08 13:02:37	0.625	74.2	10.1
3466	2010/07/08 13:02:39	0.625	73.1	9.1

3467	2010/07/08 13:02:40	0.750	71.8	8.6
3468	2010/07/08 13:02:43	1.000	84.6	11.4
3469	2010/07/08 13:03:00	0.875	69.7	7.9
3470	2010/07/08 13:04:00	0.750	81.6	10.8
3471	2010/07/08 13:04:11	0.875	72.7	7.8
3472	2010/07/08 13:04:48	0.750	85.5	12.2
3473	2010/07/08 13:04:57	0.625	83.2	11.7
3474	2010/07/08 13:05:11	0.625	88.8	10.6
3475	2010/07/08 13:05:13	1.000	81.1	9.1
3476	2010/07/08 13:05:44	1.000	75.9	10.1
3477	2010/07/08 13:06:07	0.875	83.6	9.2
3478	2010/07/08 13:06:38	1.000	79.8	11.1
3479	2010/07/08 13:06:47	0.500	74.4	13.3
3480	2010/07/08 13:06:53	0.625	73.4	11.2
3481	2010/07/08 13:07:14	1.000	75.4	9.8
3482	2010/07/08 13:07:57	0.875	87.8	11.3
3483	2010/07/08 13:08:00	0.875	88.4	10.6
3484	2010/07/08 13:08:12	0.500	83.6	11.0
3485	2010/07/08 13:08:16	1.000	83.1	11.7
3486	2010/07/08 13:08:50	1.000	81.8	10.2
3487	2010/07/08 13:08:54	0.500	80.8	9.8
3488	2010/07/08 13:09:11	1.000	81.1	9.7
3489	2010/07/08 13:13:08	1.000	89.2	11.0
3490	2010/07/08 13:13:09	1.000	89.3	11.6
3491	2010/07/08 13:13:10	0.500	87.3	9.1
3492	2010/07/08 13:13:15	0.625	82.3	9.0
3493	2010/07/08 13:13:28	1.000	82.5	10.6
3494	2010/07/08 13:13:31	1.000	90.6	10.0
3495	2010/07/08 13:13:34	1.000	84.4	8.5
3496	2010/07/08 13:14:26	0.750	66.6	9.2
3497	2010/07/08 13:15:39	0.625	74.8	11.0
3498	2010/07/08 13:15:51	0.500	80.4	11.9
3499	2010/07/08 13:15:53	0.750	80.7	10.3
3500	2010/07/08 13:16:18	0.875	88.3	10.1

3501	2010/07/08 13:17:15	1.000	90.5	10.1
3502	2010/07/08 13:17:17	0.750	73.4	11.5
3503	2010/07/08 13:17:22	0.625	89.7	11.2
3504	2010/07/08 13:18:32	0.625	80.7	9.8
3505	2010/07/08 13:19:07	0.875	76.8	11.0
3506	2010/07/08 13:19:08	0.875	77.9	10.0
3507	2010/07/08 13:20:05	0.625	90.6	11.0
3508	2010/07/08 13:20:53	0.875	79.4	8.7
3509	2010/07/08 13:20:56	1.000	78.6	6.4
3510	2010/07/08 13:20:59	1.000	79.4	7.5
3511	2010/07/08 13:22:04	1.000	80.7	7.1
3512	2010/07/08 13:22:06	0.875	82.9	6.6
3513	2010/07/08 13:22:08	0.875	83.3	6.6
3514	2010/07/08 13:22:55	0.750	82.0	8.2
3515	2010/07/08 13:23:28	0.875	81.7	6.8
3516	2010/07/08 13:23:50	1.000	82.6	7.2
3517	2010/07/08 13:27:04	0.750	82.5	10.1
3518	2010/07/08 13:27:32	0.750	72.8	10.7
3519	2010/07/08 13:29:10	1.000	71.8	8.4
3520	2010/07/08 13:31:16	0.875	75.2	10.0
3521	2010/07/08 13:32:14	1.000	71.8	6.8
3522	2010/07/08 13:33:15	1.000	74.9	8.4
3523	2010/07/08 13:35:04	0.875	73.4	9.9
3524	2010/07/08 13:35:49	0.625	73.2	6.3
3525	2010/07/08 13:36:24	0.750	74.0	7.3
3526	2010/07/08 13:37:25	0.625	82.0	11.5
3527	2010/07/08 13:37:27	0.750	82.5	10.8
3528	2010/07/08 13:37:56	0.875	75.9	6.1
3529	2010/07/08 13:38:45	0.750	79.5	10.0
3530	2010/07/08 13:42:08	0.750	71.9	9.1
3531	2010/07/08 13:42:16	0.625	72.1	11.1
3532	2010/07/08 13:42:56	0.875	78.4	7.2
3533	2010/07/08 13:42:59	1.000	74.7	8.4
3534	2010/07/08 13:43:02	0.875	77.3	8.8

3535	2010/07/08 13:44:04	0.625	86.6	9.5
3536	2010/07/08 13:45:13	0.875	70.5	9.9
3537	2010/07/08 13:45:26	0.875	70.1	9.2
3538	2010/07/08 13:46:06	0.875	67.4	9.4
3539	2010/07/08 13:46:17	0.875	67.8	6.4
3540	2010/07/08 13:46:19	0.875	70.4	8.1
3541	2010/07/08 13:46:23	0.625	69.7	10.8
3542	2010/07/08 13:46:28	0.750	69.9	9.7
3543	2010/07/08 13:46:36	0.750	71.5	10.5
3544	2010/07/08 13:47:23	0.875	73.0	6.3
3545	2010/07/08 13:47:24	1.000	77.1	8.3
3546	2010/07/08 13:49:08	0.625	70.2	9.7
3547	2010/07/08 13:49:58	1.000	74.8	10.1
3548	2010/07/08 13:50:47	0.750	78.3	8.0
3549	2010/07/08 13:50:52	1.000	77.1	7.2
3550	2010/07/08 13:51:09	0.875	76.9	8.0
3551	2010/07/08 13:51:11	0.750	77.6	7.8
3552	2010/07/08 13:51:17	1.000	77.0	6.1
3553	2010/07/08 13:52:19	1.000	78.5	6.3
3554	2010/07/08 13:53:03	0.625	88.1	11.9
3555	2010/07/08 13:54:17	1.000	69.8	8.7
3556	2010/07/08 13:54:25	0.750	67.2	8.5
3557	2010/07/08 13:54:29	0.750	66.2	6.3
3558	2010/07/08 13:55:24	0.625	75.3	11.3
3559	2010/07/08 13:55:51	0.875	77.7	9.5
3560	2010/07/08 13:55:58	0.750	74.0	9.0
3561	2010/07/08 13:56:01	0.750	64.7	8.1
3562	2010/07/08 13:56:06	0.625	64.9	10.2
3563	2010/07/08 13:58:03	0.875	77.5	9.7
3564	2010/07/08 13:58:37	0.875	69.8	8.9
3565	2010/07/08 13:59:30	0.750	78.1	7.8
3566	2010/07/08 14:01:04	0.875	67.7	9.4
3567	2010/07/08 14:01:22	0.750	75.1	7.2
3568	2010/07/08 14:02:27	1.000	80.6	8.3

3569	2010/07/08 14:02:35	0.750	86.1	8.6
3570	2010/07/08 14:02:38	0.750	81.2	8.8
3571	2010/07/08 14:02:40	0.875	77.0	8.0
3572	2010/07/08 14:02:41	1.000	77.7	6.5
3573	2010/07/08 14:02:47	0.750	79.5	9.6
3574	2010/07/08 14:02:50	1.000	85.8	8.6
3575	2010/07/08 14:03:38	0.750	74.5	9.7
3576	2010/07/08 14:03:50	1.000	82.4	10.3
3577	2010/07/08 14:04:52	0.625	72.9	9.8
3578	2010/07/08 14:04:55	0.750	71.2	10.5
3579	2010/07/08 14:06:18	0.625	78.2	9.0
3580	2010/07/08 14:06:38	0.750	73.4	10.3
3581	2010/07/08 14:06:48	0.750	73.5	7.0
3582	2010/07/08 14:06:51	0.750	76.3	9.3
3583	2010/07/08 14:07:00	0.625	78.9	9.4
3584	2010/07/08 14:10:00	0.875	71.4	10.2
3585	2010/07/08 14:10:04	0.625	93.7	12.5
3586	2010/07/08 14:11:03	0.875	71.0	8.9
3587	2010/07/08 14:11:22	0.875	73.5	9.2
3588	2010/07/08 14:13:17	0.625	69.2	11.3
3589	2010/07/08 14:13:57	0.500	75.0	12.5
3590	2010/07/08 14:14:07	1.000	80.6	10.4
3591	2010/07/08 14:14:53	1.000	77.5	7.6
3592	2010/07/08 14:15:04	0.750	81.0	9.8
3593	2010/07/08 14:15:21	0.750	76.0	9.4
3594	2010/07/08 14:16:05	0.750	74.0	7.4
3595	2010/07/08 14:16:16	0.750	71.9	8.9
3596	2010/07/08 14:16:30	0.750	76.2	9.6
3597	2010/07/08 14:20:28	0.625	78.8	10.4
3598	2010/07/08 14:20:28	0.625	77.2	8.2
3599	2010/07/08 14:20:29	0.625	81.1	9.4
3600	2010/07/08 14:20:30	0.625	80.3	8.3
3601	2010/07/08 14:22:12	0.625	70.1	9.8
3602	2010/07/08 14:23:09	0.875	71.6	10.2

3603	2010/07/08 14:23:10	0.625	74.4	10.0
3604	2010/07/08 14:23:18	0.625	74.2	8.7
3605	2010/07/08 14:24:33	0.750	77.9	8.8
3606	2010/07/08 14:28:13	0.875	69.1	7.5
3607	2010/07/08 14:35:01	0.875	74.2	7.1
3608	2010/07/08 14:35:07	1.000	69.8	7.7
3609	2010/07/08 14:38:03	0.750	79.3	9.2
3610	2010/07/08 14:40:48	0.625	64.3	8.8
3611	2010/07/08 14:41:20	0.875	68.7	9.5
3612	2010/07/08 14:41:22	0.750	64.2	8.2
3613	2010/07/08 14:41:40	0.750	65.9	7.8
3614	2010/07/08 14:41:45	0.750	69.2	9.1
3615	2010/07/08 14:42:35	0.875	66.9	10.2
3616	2010/07/08 14:42:41	0.750	70.3	9.2
3617	2010/07/08 14:43:42	0.750	77.7	7.4
3618	2010/07/08 14:43:43	0.750	80.9	7.5
3619	2010/07/08 14:43:45	0.875	79.8	6.8
3620	2010/07/08 14:43:46	0.750	80.2	7.1
3621	2010/07/08 14:43:49	0.875	75.5	6.2
3622	2010/07/08 14:44:00	0.750	85.2	8.4
3623	2010/07/08 14:45:12	0.750	73.9	9.8
3624	2010/07/08 14:47:34	0.750	71.8	9.5
3625	2010/07/08 14:47:44	0.750	77.7	9.4
3626	2010/07/08 14:50:43	1.000	78.9	8.9
3627	2010/07/08 14:51:37	1.000	63.8	8.9
3628	2010/07/08 14:51:41	0.750	74.8	9.8
3629	2010/07/08 14:52:56	0.875	77.4	8.7
3630	2010/07/08 14:53:03	1.000	79.5	8.2
3631	2010/07/08 14:53:22	0.750	69.2	10.2
3632	2010/07/08 14:53:37	0.750	77.9	11.3
3633	2010/07/08 14:54:27	0.750	72.1	10.1
3634	2010/07/08 14:58:24	0.625	78.2	9.9
3635	2010/07/08 14:58:26	0.875	77.8	7.3
3636	2010/07/08 15:00:15	0.750	78.8	7.7

3637	2010/07/08 15:00:16	0.750	79.6	7.4
3638	2010/07/08 15:00:18	0.750	79.1	7.7
3639	2010/07/08 15:00:20	0.875	80.7	7.3
3640	2010/07/08 15:00:22	0.875	81.3	8.4
3641	2010/07/08 15:00:38	0.750	63.4	8.5
3642	2010/07/08 15:01:32	0.625	69.5	10.3
3643	2010/07/08 15:05:10	0.750	67.4	9.2
3644	2010/07/08 15:05:14	0.625	77.1	10.0
3645	2010/07/08 15:05:22	1.000	74.5	9.4
3646	2010/07/08 15:05:49	0.875	75.1	9.3
3647	2010/07/08 15:05:53	0.625	66.1	8.9
3648	2010/07/08 15:06:01	0.875	76.0	9.8
3649	2010/07/08 15:06:17	0.625	77.0	11.0
3650	2010/07/08 15:06:32	0.750	67.5	10.9
3651	2010/07/08 15:07:04	1.000	77.4	8.3
3652	2010/07/08 15:07:25	1.000	59.6	7.7
3653	2010/07/08 15:07:58	0.750	65.8	10.7
3654	2010/07/08 15:08:39	0.875	77.4	8.8
3655	2010/07/08 15:09:34	1.000	61.6	8.6
3656	2010/07/08 15:10:01	1.000	76.5	8.3
3657	2010/07/08 15:11:45	0.625	76.6	9.9
3658	2010/07/08 15:11:51	0.875	60.9	9.1
3659	2010/07/08 15:12:29	0.875	64.6	8.7
3660	2010/07/08 15:13:48	0.625	73.4	10.2
3661	2010/07/08 15:14:04	0.750	69.3	7.7
3662	2010/07/08 15:16:48	1.000	66.8	8.4
3663	2010/07/08 15:17:13	0.625	74.2	7.6
3664	2010/07/08 15:17:37	0.625	71.4	9.0
3665	2010/07/08 15:18:07	1.000	73.6	9.4
3666	2010/07/08 15:18:30	0.625	71.4	9.3
3667	2010/07/08 15:18:35	1.000	62.6	9.0
3668	2010/07/08 15:20:30	0.750	64.2	12.0
3669	2010/07/08 15:22:18	0.625	80.1	10.6
3670	2010/07/08 15:23:14	1.000	79.1	7.3

3671	2010/07/08 15:23:17	1.000	76.9	6.4
3672	2010/07/08 15:23:26	0.750	78.4	7.8
3673	2010/07/08 15:23:29	0.875	78.2	8.3
3674	2010/07/08 15:23:36	0.875	75.9	6.8
3675	2010/07/08 15:23:38	1.000	78.4	7.3
3676	2010/07/08 15:24:32	1.000	78.9	6.1
3677	2010/07/08 15:24:35	1.000	79.2	7.4
3678	2010/07/08 15:24:37	0.875	81.4	6.1
3679	2010/07/08 15:25:06	0.625	71.7	9.7
3680	2010/07/08 15:25:11	0.875	80.6	9.9
3681	2010/07/08 15:25:14	0.625	72.4	9.6
3682	2010/07/08 15:25:57	0.750	83.1	10.3
3683	2010/07/08 15:25:59	0.750	83.0	9.8
3684	2010/07/08 15:26:09	1.000	80.4	9.3
3685	2010/07/08 15:27:55	0.875	69.0	10.9
3686	2010/07/08 15:28:35	0.625	71.3	10.6
3687	2010/07/08 15:29:10	0.750	74.3	9.7
3688	2010/07/08 15:30:06	0.500	81.2	12.0
3689	2010/07/08 15:31:03	0.750	65.8	10.4
3690	2010/07/08 15:31:07	1.000	63.4	9.2
3691	2010/07/08 15:33:37	1.000	67.7	6.2
3692	2010/07/08 15:34:09	0.875	71.6	8.0
3693	2010/07/08 15:34:13	1.000	70.5	7.1
3694	2010/07/08 15:35:54	0.750	78.5	10.4
3695	2010/07/08 15:36:41	0.625	71.8	10.7
3696	2010/07/08 15:36:43	0.625	68.4	10.0
3697	2010/07/08 15:38:36	0.750	64.0	8.9
3698	2010/07/08 15:39:17	0.875	78.4	7.1
3699	2010/07/08 15:39:19	0.875	78.6	6.8
3700	2010/07/08 15:39:27	0.750	77.2	7.4
3701	2010/07/08 15:39:41	0.875	76.3	7.0
3702	2010/07/08 15:39:43	0.875	83.9	7.8
3703	2010/07/08 15:39:57	0.875	77.5	7.8
3704	2010/07/08 15:40:03	1.000	76.5	6.3

3705	2010/07/08 15:40:12	1.000	77.6	6.9
3706	2010/07/08 15:40:15	1.000	77.6	6.2
3707	2010/07/08 15:40:18	1.000	76.6	6.5
3708	2010/07/08 15:40:23	0.875	78.0	6.4
3709	2010/07/08 15:40:56	0.875	72.8	9.7
3710	2010/07/08 15:41:06	0.875	77.4	7.4
3711	2010/07/08 15:42:25	0.750	79.1	9.8
3712	2010/07/08 15:45:06	0.750	72.1	12.3
3713	2010/07/08 15:47:41	0.875	77.0	9.2
3714	2010/07/08 15:48:10	0.875	76.1	10.8
3715	2010/07/08 15:48:41	0.750	62.1	8.2
3716	2010/07/08 15:50:33	0.625	61.4	10.3
3717	2010/07/08 15:51:31	0.875	76.2	8.1
3718	2010/07/08 15:56:28	0.875	61.5	6.4
3719	2010/07/08 15:57:25	0.750	70.8	8.0
3720	2010/07/08 16:03:49	0.750	80.1	10.6
3721	2010/07/08 16:04:36	0.625	78.8	10.6
3722	2010/07/08 16:05:15	0.875	67.7	11.7
3723	2010/07/08 16:07:32	0.750	68.1	9.9
3724	2010/07/08 16:07:37	0.625	83.8	10.7
3725	2010/07/08 16:07:38	0.625	85.2	9.7
3726	2010/07/08 16:07:38	0.625	83.9	8.3
3727	2010/07/08 16:07:45	0.625	80.8	7.4
3728	2010/07/08 16:07:51	0.875	73.5	7.5
3729	2010/07/08 16:08:09	0.625	81.5	10.9
3730	2010/07/08 16:08:12	0.750	77.8	7.2
3731	2010/07/08 16:08:16	0.625	76.9	9.6
3732	2010/07/08 16:08:18	1.000	65.6	9.7
3733	2010/07/08 16:08:34	1.000	65.6	8.2
3734	2010/07/08 16:08:40	0.625	81.5	11.1
3735	2010/07/08 16:08:41	0.625	79.6	9.5
3736	2010/07/08 16:08:42	0.625	81.1	8.7
3737	2010/07/08 16:08:50	0.625	77.9	10.0
3738	2010/07/08 16:08:51	0.625	78.0	8.1

3739	2010/07/08 16:08:52	1.000	80.1	8.6
3740	2010/07/08 16:09:12	1.000	78.8	8.6
3741	2010/07/08 16:09:29	0.625	82.4	10.6
3742	2010/07/08 16:09:38	0.875	74.7	7.0
3743	2010/07/08 16:11:23	0.750	63.3	9.5
3744	2010/07/08 16:11:27	0.625	80.1	11.3
3745	2010/07/08 16:11:58	0.625	77.5	11.0
3746	2010/07/08 16:12:21	0.750	67.8	10.5
3747	2010/07/08 16:12:26	0.625	67.0	10.7
3748	2010/07/08 16:13:18	0.875	62.8	7.5
3749	2010/07/08 16:13:41	0.625	70.4	11.5
3750	2010/07/08 16:13:45	0.750	76.9	11.1
3751	2010/07/08 16:13:47	0.750	74.2	9.6
3752	2010/07/08 16:13:55	1.000	71.5	11.0
3753	2010/07/08 16:13:57	0.750	72.3	10.6
3754	2010/07/08 16:14:29	0.750	72.4	8.0
3755	2010/07/08 16:14:39	0.625	89.3	10.2
3756	2010/07/08 16:14:41	0.625	88.3	7.3
3757	2010/07/08 16:14:47	0.750	70.5	9.7
3758	2010/07/08 16:14:56	0.625	80.3	8.2
3759	2010/07/08 16:14:59	1.000	75.0	9.6
3760	2010/07/08 16:15:03	0.500	75.9	11.8
3761	2010/07/08 16:15:06	0.750	66.6	10.7
3762	2010/07/08 16:15:33	1.000	81.9	10.1
3763	2010/07/08 16:15:35	0.625	80.4	10.2
3764	2010/07/08 16:15:43	0.625	87.0	12.1
3765	2010/07/08 16:15:44	0.625	91.4	11.2
3766	2010/07/08 16:16:02	1.000	87.8	9.2
3767	2010/07/08 16:16:08	0.750	67.1	8.5
3768	2010/07/08 16:16:09	0.750	65.7	8.5
3769	2010/07/08 16:16:21	0.625	78.7	11.5
3770	2010/07/08 16:16:29	0.750	86.6	12.6
3771	2010/07/08 16:16:30	0.875	83.8	10.1
3772	2010/07/08 16:16:51	0.875	74.6	7.5

3773	2010/07/08 16:17:41	0.625	81.6	12.0
3774	2010/07/08 16:17:43	0.625	85.3	9.8
3775	2010/07/08 16:17:44	0.625	77.4	10.1
3776	2010/07/08 16:17:45	0.500	77.9	10.0
3777	2010/07/08 16:17:46	1.000	67.4	10.9
3778	2010/07/08 16:18:19	0.625	76.7	8.6
3779	2010/07/08 16:18:33	0.625	70.8	11.3
3780	2010/07/08 16:18:34	0.625	75.3	12.2
3781	2010/07/08 16:18:57	0.625	67.2	10.0
3782	2010/07/08 16:19:05	0.625	64.9	7.9
3783	2010/07/08 16:19:22	1.000	63.2	6.5
3784	2010/07/08 16:19:25	0.875	62.9	6.9
3785	2010/07/08 16:19:35	0.750	63.7	9.1
3786	2010/07/08 16:19:37	0.875	64.5	6.6
3787	2010/07/08 16:19:40	0.875	65.2	6.6
3788	2010/07/08 16:20:53	0.750	75.1	8.1
3789	2010/07/08 16:20:54	0.875	75.3	6.6
3790	2010/07/08 16:21:03	1.000	68.0	9.3
3791	2010/07/08 16:21:08	1.000	70.0	11.4
3792	2010/07/08 16:21:40	0.875	68.3	6.6
3793	2010/07/08 16:22:00	0.875	71.1	7.5
3794	2010/07/08 16:24:57	0.875	65.7	11.2
3795	2010/07/08 16:25:24	0.750	68.4	10.3
3796	2010/07/08 16:28:21	0.750	77.5	11.1
3797	2010/07/08 16:30:58	0.875	60.2	7.5
3798	2010/07/08 16:31:05	1.000	70.0	11.7
3799	2010/07/08 16:32:07	0.500	92.0	12.3
3800	2010/07/08 16:32:08	0.500	91.2	10.1
3801	2010/07/08 16:32:11	0.875	80.0	10.6
3802	2010/07/08 16:32:19	0.500	81.8	12.2
3803	2010/07/08 16:32:20	0.625	70.4	13.4
3804	2010/07/08 16:32:30	1.000	86.5	9.9
3805	2010/07/08 16:32:41	0.625	76.9	10.7
3806	2010/07/08 16:33:01	0.625	78.1	11.0

3807	2010/07/08 16:33:16	0.750	83.3	10.5
3808	2010/07/08 16:33:23	0.875	66.6	9.7
3809	2010/07/08 16:34:44	0.750	72.0	8.7
3810	2010/07/08 16:34:45	0.750	72.2	8.3
3811	2010/07/08 16:37:02	0.750	76.7	8.1
3812	2010/07/08 16:37:24	0.750	66.6	6.1
3813	2010/07/08 16:37:27	0.875	60.6	8.5
3814	2010/07/08 16:39:16	1.000	63.6	10.3
3815	2010/07/08 16:41:00	0.750	68.5	11.3
3816	2010/07/08 16:41:43	0.750	60.6	8.8
3817	2010/07/08 16:47:11	0.625	66.1	11.5
3818	2010/07/08 16:48:18	0.750	83.6	8.7
3819	2010/07/08 16:49:53	1.000	68.4	8.1
3820	2010/07/08 16:53:02	0.625	76.2	10.7
3821	2010/07/08 16:58:37	0.750	65.1	12.6
3822	2010/07/08 17:07:56	0.750	84.6	9.5
3823	2010/07/08 17:08:02	0.875	63.6	9.9
3824	2010/07/08 17:09:58	0.750	60.8	9.2
3825	2010/07/08 17:14:16	0.750	68.6	9.3
3826	2010/07/08 17:15:10	0.875	60.2	6.9
3827	2010/07/08 17:18:51	0.875	75.7	8.0
3828	2010/07/08 17:25:06	1.000	60.0	8.5
3829	2010/07/08 17:25:14	0.875	73.3	10.4
3830	2010/07/08 17:27:43	0.750	67.7	10.4
3831	2010/07/08 17:27:47	0.750	64.0	11.2
3832	2010/07/08 17:37:01	0.875	66.9	10.6
3833	2010/07/08 17:37:55	0.625	66.9	10.4
3834	2010/07/08 17:46:23	0.625	64.2	12.4
3835	2010/07/08 17:55:55	0.750	69.2	6.9
3836	2010/07/08 18:00:53	0.625	79.3	10.7
3837	2010/07/08 18:07:07	1.000	74.0	10.2
3838	2010/07/08 18:10:09	0.625	66.2	13.2
3839	2010/07/08 18:10:11	0.625	63.0	8.9
3840	2010/07/08 18:11:04	0.750	61.7	8.9

3841	2010/07/08 18:16:51	0.625	88.3	10.6
3842	2010/07/08 18:17:09	0.625	79.6	9.8
3843	2010/07/08 18:19:08	1.000	69.3	8.0
3844	2010/07/08 18:25:07	0.625	74.9	9.3
3845	2010/07/08 18:25:20	0.625	74.3	12.0
3846	2010/07/08 18:25:21	0.625	71.9	8.8
3847	2010/07/08 18:25:39	0.625	77.4	10.2
3848	2010/07/08 18:38:51	0.625	89.7	10.8
3849	2010/07/08 18:40:16	0.875	85.6	9.0
3850	2010/07/08 18:52:27	0.750	64.1	7.6
3851	2010/07/08 18:52:28	0.750	63.7	6.8
3852	2010/07/08 18:52:30	0.875	59.7	6.2
3853	2010/07/08 18:52:33	0.875	60.9	8.0
3854	2010/07/08 18:52:37	1.000	62.2	6.7
3855	2010/07/08 18:59:19	0.875	62.8	8.0
3856	2010/07/08 18:59:24	1.000	64.2	6.6
3857	2010/07/08 18:59:57	1.000	69.2	6.5
3858	2010/07/08 19:05:23	0.625	75.2	12.7
3859	2010/07/08 19:05:35	0.625	70.6	9.9
3860	2010/07/08 19:12:51	0.625	83.1	12.1
3861	2010/07/08 19:12:54	0.750	83.0	10.0
3862	2010/07/08 19:17:00	0.875	65.8	8.9
3863	2010/07/08 19:17:08	0.750	66.6	9.7
3864	2010/07/08 19:24:42	0.750	69.3	9.4
3865	2010/07/08 19:25:43	1.000	60.4	7.0
3866	2010/07/08 19:26:23	0.875	64.0	9.7
3867	2010/07/08 19:28:10	0.750	83.3	10.1
3868	2010/07/08 19:30:44	0.625	69.5	9.4
3869	2010/07/08 19:33:11	0.625	92.3	10.1
3870	2010/07/08 19:33:39	0.750	67.9	9.6
3871	2010/07/08 19:33:44	0.625	83.3	11.2
3872	2010/07/08 19:43:58	0.625	73.3	10.4
3873	2010/07/08 19:45:44	1.000	80.1	7.0
3874	2010/07/08 19:45:51	0.625	73.5	10.8

3875	2010/07/08 19:46:21	0.875	75.9	7.8
3876	2010/07/08 19:46:33	0.750	77.0	7.9
3877	2010/07/08 19:46:36	0.625	64.7	9.4
3878	2010/07/08 19:54:00	0.750	72.1	10.8
3879	2010/07/08 19:54:56	0.875	67.8	6.3
3880	2010/07/08 19:57:43	0.625	68.2	10.8
3881	2010/07/08 20:11:08	0.750	70.1	9.1
3882	2010/07/08 20:14:07	0.625	70.5	10.5
3883	2010/07/08 20:15:27	0.750	77.4	8.9
3884	2010/07/08 20:16:54	0.625	78.6	10.7
3885	2010/07/08 20:19:05	0.750	72.5	10.1
3886	2010/07/08 20:19:51	0.625	76.6	11.1
3887	2010/07/08 20:23:15	0.625	80.3	11.1
3888	2010/07/08 20:32:25	0.625	76.0	10.5
3889	2010/07/08 20:47:01	0.750	67.3	10.0
3890	2010/07/08 20:47:38	1.000	64.8	9.9
3891	2010/07/08 21:19:40	0.750	77.2	10.7
3892	2010/07/08 21:26:09	0.625	107.0	14.1
3893	2010/07/08 21:26:12	0.625	70.1	19.1
3894	2010/07/08 21:26:14	0.750	64.6	21.9
3895	2010/07/08 21:27:11	0.750	102.5	12.7
3896	2010/07/08 21:27:19	0.625	94.6	9.1
3897	2010/07/08 21:27:22	0.500	93.2	12.6
3898	2010/07/08 21:27:25	1.000	85.7	11.0
3899	2010/07/08 21:27:26	0.625	89.4	12.2
3900	2010/07/08 21:27:30	0.625	82.7	13.1
3901	2010/07/08 21:27:34	0.500	85.3	13.4
3902	2010/07/08 21:27:37	0.875	96.3	11.0
3903	2010/07/08 21:27:40	0.625	94.0	11.5
3904	2010/07/08 21:27:48	0.500	75.6	12.3
3905	2010/07/08 21:27:48	0.625	73.7	12.6
3906	2010/07/08 21:27:49	0.625	74.1	12.6
3907	2010/07/08 21:27:50	0.625	76.4	10.9
3908	2010/07/08 21:27:54	0.625	73.3	7.3

3909	2010/07/08 21:28:02	0.875	73.4	6.6
3910	2010/07/08 21:28:15	0.750	70.8	10.0
3911	2010/07/08 21:28:24	0.750	72.2	8.5
3912	2010/07/08 21:28:26	0.875	74.0	9.3
3913	2010/07/08 21:28:28	0.750	66.6	8.6
3914	2010/07/08 21:28:35	0.750	76.1	9.8
3915	2010/07/08 21:28:43	0.750	79.8	10.1
3916	2010/07/08 21:28:51	0.875	80.5	13.1
3917	2010/07/08 21:28:54	0.625	77.3	10.1
3918	2010/07/08 21:28:55	0.500	82.7	11.7
3919	2010/07/08 21:30:08	0.750	75.7	6.8
3920	2010/07/08 21:30:08	0.625	76.3	8.1
3921	2010/07/08 21:30:29	0.750	79.4	12.4
3922	2010/07/08 21:30:49	0.625	72.3	9.3
3923	2010/07/08 21:30:50	0.625	85.1	13.6
3924	2010/07/08 21:32:15	0.750	85.5	10.5
3925	2010/07/08 21:32:16	0.875	82.7	8.9
3926	2010/07/08 21:32:18	1.000	80.7	8.1
3927	2010/07/08 21:32:58	0.750	75.0	11.0
3928	2010/07/08 21:33:24	1.000	75.8	10.2
3929	2010/07/08 21:41:31	0.625	84.0	12.3
3930	2010/07/08 21:41:56	0.625	73.3	11.8
3931	2010/07/08 21:42:19	0.500	79.6	10.6
3932	2010/07/08 21:42:21	0.750	72.3	10.2
3933	2010/07/08 21:42:26	0.625	79.5	11.7
3934	2010/07/08 21:42:28	0.500	97.1	13.2
3935	2010/07/08 21:44:07	0.500	86.4	13.1
3936	2010/07/08 21:44:23	0.750	74.8	15.7
3937	2010/07/08 21:44:30	0.500	78.2	13.7
3938	2010/07/08 21:44:41	0.875	70.5	9.8
3939	2010/07/08 21:44:42	0.625	69.7	9.6
3940	2010/07/08 21:44:55	0.750	79.3	11.3
3941	2010/07/08 21:45:12	0.500	81.7	13.5
3942	2010/07/08 21:45:36	0.625	77.9	11.9

3943	2010/07/08 21:46:16	0.750	72.6	10.1
3944	2010/07/08 21:46:31	0.500	101.4	13.9
3945	2010/07/08 21:46:43	0.625	84.6	10.7
3946	2010/07/08 21:46:45	0.750	73.6	11.7
3947	2010/07/08 21:47:25	0.625	92.6	13.5
3948	2010/07/08 21:47:35	0.625	80.5	12.6
3949	2010/07/08 21:47:59	0.750	65.3	9.9
3950	2010/07/08 21:48:11	0.750	79.8	12.3
3951	2010/07/08 21:48:12	0.500	104.8	14.0
3952	2010/07/08 21:48:38	0.625	89.6	11.3
3953	2010/07/08 21:49:45	0.625	94.8	14.0
3954	2010/07/08 21:50:03	0.500	79.8	12.8
3955	2010/07/08 21:50:03	0.500	88.3	13.3
3956	2010/07/08 21:50:04	0.750	71.0	14.5
3957	2010/07/08 21:50:08	0.750	75.3	11.5
3958	2010/07/08 21:50:09	0.750	74.4	10.5
3959	2010/07/08 21:50:41	0.625	82.1	12.1
3960	2010/07/08 21:50:48	0.625	67.7	12.1
3961	2010/07/08 21:50:58	0.500	78.4	12.8
3962	2010/07/08 21:51:26	0.625	74.5	11.9
3963	2010/07/08 21:51:49	0.625	75.3	10.6
3964	2010/07/08 21:52:05	0.625	78.5	12.8
3965	2010/07/08 21:52:06	0.750	75.4	11.5
3966	2010/07/08 21:52:17	0.500	105.7	14.2
3967	2010/07/08 21:52:34	0.625	86.1	10.5
3968	2010/07/08 21:52:38	0.625	79.8	11.9
3969	2010/07/08 21:52:39	0.625	76.8	10.2
3970	2010/07/08 21:52:42	0.625	82.4	12.5
3971	2010/07/08 21:53:13	0.500	102.4	14.0
3972	2010/07/08 21:53:31	0.750	99.4	13.0
3973	2010/07/08 21:53:59	0.750	88.6	11.8
3974	2010/07/08 21:54:16	0.625	83.6	12.3
3975	2010/07/08 21:55:17	0.875	81.7	8.9
3976	2010/07/08 21:55:40	0.500	99.7	13.5

3977	2010/07/08 21:56:29	0.625	100.3	13.4
3978	2010/07/08 21:56:39	0.875	78.9	12.7
3979	2010/07/08 21:56:42	0.625	81.1	13.1
3980	2010/07/08 21:57:10	1.000	72.9	8.9
3981	2010/07/08 21:57:25	0.750	74.4	12.1
3982	2010/07/08 21:57:38	0.875	77.1	9.8
3983	2010/07/08 21:58:13	0.625	80.2	12.5
3984	2010/07/08 21:58:13	0.625	84.1	11.7
3985	2010/07/08 21:59:36	1.000	83.1	11.0
3986	2010/07/08 21:59:44	0.875	81.2	11.1
3987	2010/07/08 21:59:49	0.500	74.9	11.4
3988	2010/07/08 22:00:08	1.000	107.2	13.3
3989	2010/07/08 22:00:34	0.625	77.5	13.6
3990	2010/07/08 22:00:42	0.625	92.8	11.6
3991	2010/07/08 22:01:23	0.750	79.8	12.4
3992	2010/07/08 22:02:23	0.625	80.6	12.7
3993	2010/07/08 22:02:38	0.500	75.9	12.8
3994	2010/07/08 22:02:51	0.500	73.1	12.1
3995	2010/07/08 22:03:32	0.500	69.9	12.0
3996	2010/07/08 22:03:33	0.625	72.5	10.8
3997	2010/07/08 22:03:39	0.625	67.2	10.8
3998	2010/07/08 22:03:44	0.500	74.0	13.5
3999	2010/07/08 22:04:15	0.750	79.4	10.6
4000	2010/07/08 22:04:16	1.000	71.1	10.5
4001	2010/07/08 22:06:36	0.625	98.3	13.9
4002	2010/07/08 22:06:50	0.500	87.3	13.2
4003	2010/07/08 22:06:51	0.500	81.5	13.2
4004	2010/07/08 22:07:02	0.750	78.2	12.1
4005	2010/07/08 22:07:18	0.750	69.2	11.0
4006	2010/07/08 22:08:07	0.500	98.9	12.9
4007	2010/07/08 22:08:35	0.500	71.8	11.3
4008	2010/07/08 22:08:41	0.625	88.1	13.3
4009	2010/07/08 22:16:11	1.000	67.0	8.2
4010	2010/07/08 22:17:14	0.625	89.6	12.8

4011	2010/07/08 22:18:00	0.500	105.4	13.2
4012	2010/07/08 22:18:15	0.625	80.0	12.7
4013	2010/07/08 22:18:32	0.750	74.3	10.8
4014	2010/07/08 22:18:49	0.750	87.1	13.2
4015	2010/07/08 22:18:51	0.750	92.1	11.4
4016	2010/07/08 22:18:52	0.750	107.6	11.1
4017	2010/07/08 22:18:55	0.625	85.9	12.9
4018	2010/07/08 22:18:56	1.000	95.6	12.5
4019	2010/07/08 22:18:57	0.625	96.0	11.2
4020	2010/07/08 22:18:58	0.500	98.2	12.2
4021	2010/07/08 22:19:00	0.750	89.3	10.2
4022	2010/07/08 22:19:02	0.875	77.9	12.3
4023	2010/07/08 22:19:03	0.750	96.0	12.6
4024	2010/07/08 22:19:05	0.500	84.4	11.6
4025	2010/07/08 22:19:07	0.750	90.8	11.3
4026	2010/07/08 22:19:10	0.875	102.4	14.0
4027	2010/07/08 22:19:18	0.625	82.4	12.0
4028	2010/07/08 22:19:21	0.625	86.2	12.1
4029	2010/07/08 22:19:26	0.625	80.9	12.5
4030	2010/07/08 22:19:41	0.750	78.2	7.8
4031	2010/07/08 22:19:49	0.500	78.6	9.2
4032	2010/07/08 22:19:54	0.500	73.4	12.9
4033	2010/07/08 22:20:10	0.750	64.1	10.1
4034	2010/07/08 22:25:44	0.500	89.9	13.4
4035	2010/07/08 22:25:47	0.875	69.5	15.4
4036	2010/07/08 22:25:52	0.625	81.9	11.6
4037	2010/07/08 22:25:54	1.000	67.1	13.3
4038	2010/07/08 22:25:56	0.625	67.2	12.8
4039	2010/07/08 22:26:08	1.000	84.7	9.4
4040	2010/07/08 22:26:13	0.750	85.5	12.4
4041	2010/07/08 22:26:18	1.000	83.2	6.8
4042	2010/07/08 22:26:39	0.625	67.6	12.3
4043	2010/07/08 22:28:59	1.000	69.9	9.4
4044	2010/07/08 22:30:59	1.000	61.9	8.1

4045	2010/07/08 22:31:11	0.625	82.3	11.7
4046	2010/07/08 22:31:16	0.625	77.4	12.7
4047	2010/07/08 22:31:20	0.625	75.6	11.2
4048	2010/07/08 22:31:25	0.625	74.0	10.6
4049	2010/07/08 22:31:27	0.500	70.6	10.6
4050	2010/07/08 22:31:29	0.625	70.0	10.0
4051	2010/07/08 22:31:30	0.500	72.3	11.1
4052	2010/07/08 22:33:04	0.625	73.4	10.4
4053	2010/07/08 22:33:57	1.000	78.6	6.3
4054	2010/07/08 22:35:23	0.750	74.5	11.6
4055	2010/07/08 22:36:00	0.625	70.1	12.4
4056	2010/07/08 22:36:44	0.750	72.1	11.8
4057	2010/07/08 22:36:46	1.000	66.6	8.6
4058	2010/07/08 22:37:38	0.875	68.2	10.1
4059	2010/07/08 22:37:58	0.625	72.6	11.3
4060	2010/07/08 22:38:05	0.750	66.6	9.2
4061	2010/07/08 22:38:09	0.875	83.0	12.4
4062	2010/07/08 22:38:16	0.500	71.5	12.3
4063	2010/07/08 22:38:17	0.750	76.4	8.0
4064	2010/07/08 22:38:21	0.625	69.0	9.2
4065	2010/07/08 22:38:24	0.875	75.4	9.7
4066	2010/07/08 22:38:32	0.625	63.7	10.9
4067	2010/07/08 22:39:33	0.625	64.4	13.4
4068	2010/07/08 22:40:25	0.875	67.8	11.3
4069	2010/07/08 22:40:55	0.875	70.1	10.6
4070	2010/07/08 22:41:01	0.625	90.2	13.3
4071	2010/07/08 22:41:13	0.625	59.8	12.5
4072	2010/07/08 22:41:18	0.625	95.9	11.1
4073	2010/07/08 22:41:24	0.500	75.9	13.6
4074	2010/07/08 22:41:31	0.500	80.2	13.3
4075	2010/07/08 22:41:35	0.875	60.7	16.9
4076	2010/07/08 22:41:47	0.625	59.6	11.5
4077	2010/07/08 22:42:04	0.625	70.0	10.2
4078	2010/07/08 22:42:09	0.750	69.3	13.3

4079	2010/07/08 22:42:12	0.625	75.0	12.7
4080	2010/07/08 22:42:14	0.500	71.7	11.2
4081	2010/07/08 22:42:16	0.875	81.4	9.5
4082	2010/07/08 22:42:23	0.625	71.4	11.5
4083	2010/07/08 22:42:25	0.625	66.9	10.2
4084	2010/07/08 22:42:27	0.625	63.3	11.0
4085	2010/07/08 22:42:33	0.625	75.9	10.0
4086	2010/07/08 22:42:54	0.625	65.9	11.0
4087	2010/07/08 22:42:57	0.875	76.2	11.0
4088	2010/07/08 22:43:07	0.625	65.1	11.0
4089	2010/07/08 22:43:18	0.625	60.0	11.4
4090	2010/07/08 22:43:21	0.625	70.5	11.3
4091	2010/07/08 22:43:30	0.625	60.5	10.6
4092	2010/07/08 22:43:32	0.750	59.3	10.5
4093	2010/07/08 22:43:40	1.000	73.5	11.1
4094	2010/07/08 22:43:43	1.000	82.5	9.2
4095	2010/07/08 22:43:50	0.625	76.1	10.8
4096	2010/07/08 22:44:06	0.500	81.9	12.8
4097	2010/07/08 22:44:23	0.625	67.9	11.6
4098	2010/07/08 22:44:53	0.625	67.9	12.6
4099	2010/07/08 22:44:57	0.500	78.6	12.6
4100	2010/07/08 22:45:14	0.875	79.9	10.4
4101	2010/07/08 22:45:20	0.500	70.8	11.6
4102	2010/07/08 22:45:37	1.000	91.0	11.1
4103	2010/07/08 22:45:57	0.625	80.5	11.2
4104	2010/07/08 22:46:30	0.500	97.5	13.8
4105	2010/07/08 22:46:32	0.500	95.0	12.7
4106	2010/07/08 22:46:33	0.625	78.7	13.9
4107	2010/07/08 22:46:34	0.625	67.5	15.6
4108	2010/07/08 22:46:38	0.750	66.5	15.9
4109	2010/07/08 22:46:40	0.625	68.6	16.4
4110	2010/07/08 22:46:44	0.750	74.2	10.6
4111	2010/07/08 22:47:17	0.625	87.7	11.9
4112	2010/07/08 22:47:18	0.625	75.8	12.9

4113	2010/07/08 22:47:25	0.625	71.2	11.5
4114	2010/07/08 22:48:09	0.750	78.4	13.8
4115	2010/07/08 22:48:10	0.625	70.9	13.1
4116	2010/07/08 22:48:13	0.625	70.9	11.3
4117	2010/07/08 22:48:14	1.000	70.6	8.6
4118	2010/07/08 22:48:32	0.875	73.0	8.7
4119	2010/07/08 22:48:33	0.875	71.1	6.9
4120	2010/07/08 22:48:37	0.625	64.1	11.0
4121	2010/07/08 22:48:55	1.000	72.4	10.2
4122	2010/07/08 22:48:56	0.625	72.8	10.2
4123	2010/07/08 22:49:10	0.750	71.2	9.2
4124	2010/07/08 22:50:27	0.875	70.9	9.7
4125	2010/07/08 22:50:29	0.500	75.9	11.8
4126	2010/07/08 22:50:30	1.000	63.7	13.2
4127	2010/07/08 22:50:37	0.625	78.8	11.5
4128	2010/07/08 22:50:54	0.625	63.7	11.7
4129	2010/07/08 22:51:41	1.000	59.7	9.9
4130	2010/07/08 22:51:48	0.625	71.0	12.0
4131	2010/07/08 22:51:59	0.625	68.1	9.8
4132	2010/07/08 22:52:13	0.625	64.3	10.7
4133	2010/07/08 22:52:33	0.625	65.1	12.8
4134	2010/07/08 22:52:36	0.625	65.7	11.6
4135	2010/07/08 22:52:37	0.875	66.3	11.9
4136	2010/07/08 22:52:39	0.625	64.0	10.0
4137	2010/07/08 22:53:02	0.625	78.9	12.5
4138	2010/07/08 22:53:04	1.000	76.5	7.0
4139	2010/07/08 22:53:12	0.625	56.0	11.9
4140	2010/07/08 22:53:26	0.875	62.0	8.8
4141	2010/07/08 22:53:50	1.000	64.6	11.7
4142	2010/07/08 22:54:03	1.000	77.5	9.0
4143	2010/07/08 22:54:17	0.750	73.9	8.7
4144	2010/07/08 22:54:24	0.500	68.9	9.0
4145	2010/07/08 22:55:17	0.500	69.1	12.5
4146	2010/07/08 22:55:33	0.625	76.9	13.2

4147	2010/07/08 22:55:50	0.500	73.2	13.0
4148	2010/07/08 22:55:56	0.500	69.3	13.2
4149	2010/07/08 22:55:56	0.875	69.4	10.0
4150	2010/07/08 22:55:57	0.875	75.6	8.7
4151	2010/07/08 22:56:52	0.500	83.3	13.2
4152	2010/07/08 22:56:58	0.500	81.5	13.4
4153	2010/07/08 22:57:00	0.500	77.6	12.8
4154	2010/07/08 22:57:02	0.750	80.2	9.9
4155	2010/07/08 22:57:07	0.625	66.7	11.6
4156	2010/07/08 22:57:08	0.500	81.2	14.0
4157	2010/07/08 22:57:10	0.625	73.0	13.5
4158	2010/07/08 22:57:11	0.625	70.2	13.7
4159	2010/07/08 22:57:12	0.625	73.8	12.1
4160	2010/07/08 22:57:15	0.750	78.7	10.5
4161	2010/07/08 22:57:20	1.000	76.3	13.4
4162	2010/07/08 22:57:22	0.750	81.7	11.3
4163	2010/07/08 22:57:30	0.500	83.7	13.9
4164	2010/07/08 22:59:06	0.875	79.4	13.0
4165	2010/07/08 22:59:10	1.000	92.9	9.5
4166	2010/07/08 22:59:23	0.625	95.4	11.9
4167	2010/07/08 22:59:32	0.625	72.3	12.0
4168	2010/07/08 22:59:40	0.625	87.0	13.2
4169	2010/07/08 22:59:45	0.875	74.6	10.3
4170	2010/07/08 22:59:53	0.500	85.5	12.3
4171	2010/07/08 22:59:55	0.625	74.1	13.8
4172	2010/07/08 22:59:56	0.750	72.2	12.1
4173	2010/07/08 23:00:00	0.750	80.7	11.5
4174	2010/07/08 23:00:03	0.625	80.5	11.7
4175	2010/07/08 23:00:45	0.625	89.9	11.2
4176	2010/07/08 23:00:56	0.875	76.9	8.3
4177	2010/07/08 23:01:16	0.875	72.0	9.3
4178	2010/07/08 23:01:22	0.875	86.2	10.8
4179	2010/07/08 23:01:27	0.750	92.7	11.0
4180	2010/07/08 23:01:30	0.500	82.6	12.1

4181	2010/07/08 23:01:38	0.875	73.6	10.7
4182	2010/07/08 23:01:49	0.500	82.5	11.9
4183	2010/07/08 23:02:39	0.875	82.1	7.8
4184	2010/07/08 23:02:43	0.500	82.5	13.1
4185	2010/07/08 23:02:46	0.750	84.4	11.6
4186	2010/07/08 23:02:52	0.875	80.3	9.0
4187	2010/07/08 23:02:56	0.500	77.2	11.3
4188	2010/07/08 23:03:04	0.750	85.5	8.6
4189	2010/07/08 23:03:05	0.750	84.1	10.3
4190	2010/07/08 23:03:09	0.625	77.9	9.6
4191	2010/07/08 23:03:32	0.750	92.0	10.0
4192	2010/07/08 23:03:40	0.500	83.1	12.2
4193	2010/07/08 23:03:44	0.625	80.1	13.1
4194	2010/07/08 23:03:56	0.625	81.6	12.2
4195	2010/07/08 23:05:11	0.750	81.9	13.1
4196	2010/07/08 23:05:16	0.750	79.6	11.4
4197	2010/07/08 23:05:25	0.750	77.1	8.8
4198	2010/07/08 23:05:48	0.625	85.4	10.9
4199	2010/07/08 23:06:09	0.750	89.3	11.9
4200	2010/07/08 23:06:12	0.750	92.4	10.2
4201	2010/07/08 23:06:14	0.500	90.4	10.7
4202	2010/07/08 23:06:14	1.000	94.5	12.3
4203	2010/07/08 23:06:24	0.750	91.9	11.1
4204	2010/07/08 23:06:32	0.500	87.3	12.6
4205	2010/07/08 23:07:24	0.625	89.7	10.5
4206	2010/07/08 23:07:27	0.625	94.4	13.8
4207	2010/07/08 23:07:28	0.500	90.0	13.3
4208	2010/07/08 23:07:30	0.625	79.2	14.0
4209	2010/07/08 23:07:31	0.625	79.1	13.0
4210	2010/07/08 23:07:32	0.750	81.2	10.0
4211	2010/07/08 23:07:33	0.625	82.0	10.9
4212	2010/07/08 23:07:44	1.000	83.9	6.4
4213	2010/07/08 23:07:46	0.750	86.9	9.9
4214	2010/07/08 23:07:47	0.750	83.8	8.3

4215	2010/07/08 23:08:05	0.750	85.7	11.5
4216	2010/07/08 23:08:06	0.875	88.0	11.7
4217	2010/07/08 23:08:10	0.625	75.6	10.1
4218	2010/07/08 23:08:11	0.625	79.7	9.0
4219	2010/07/08 23:08:26	0.625	81.5	12.0
4220	2010/07/08 23:08:50	0.625	81.9	12.0
4221	2010/07/08 23:08:53	0.500	83.6	11.8
4222	2010/07/08 23:08:54	0.625	80.5	10.1
4223	2010/07/08 23:08:54	0.625	80.3	9.5
4224	2010/07/08 23:08:55	0.750	83.1	11.0
4225	2010/07/08 23:08:56	0.875	78.3	9.7
4226	2010/07/08 23:08:58	0.750	78.4	10.3
4227	2010/07/08 23:09:00	0.625	87.3	12.0
4228	2010/07/08 23:09:06	1.000	80.6	7.9
4229	2010/07/08 23:09:27	1.000	81.5	10.7
4230	2010/07/08 23:09:28	0.875	82.9	7.7
4231	2010/07/08 23:09:40	0.750	80.5	8.5
4232	2010/07/08 23:10:45	0.625	91.6	9.7
4233	2010/07/08 23:10:52	0.625	83.6	13.3
4234	2010/07/08 23:11:04	0.750	73.1	8.0
4235	2010/07/08 23:11:26	0.625	88.8	13.3
4236	2010/07/08 23:11:28	0.750	95.7	12.0
4237	2010/07/08 23:11:31	0.625	89.5	12.5
4238	2010/07/08 23:11:43	0.750	104.2	13.3
4239	2010/07/08 23:11:47	0.625	96.2	12.3
4240	2010/07/08 23:11:52	0.750	79.1	11.6
4241	2010/07/08 23:12:03	0.625	78.9	9.0
4242	2010/07/08 23:12:18	1.000	81.7	6.7
4243	2010/07/08 23:12:26	0.875	94.7	10.6
4244	2010/07/08 23:12:42	1.000	94.4	12.4
4245	2010/07/08 23:13:05	0.625	71.0	12.0
4246	2010/07/08 23:13:13	0.625	76.4	11.2
4247	2010/07/08 23:13:15	0.625	86.4	13.2
4248	2010/07/08 23:13:16	0.500	81.9	11.2

4249	2010/07/08 23:13:20	0.625	80.4	12.2
4250	2010/07/08 23:13:22	0.625	76.6	11.2
4251	2010/07/08 23:13:22	0.750	77.6	10.4
4252	2010/07/08 23:13:25	0.500	76.6	12.3
4253	2010/07/08 23:13:26	0.625	76.9	11.8
4254	2010/07/08 23:13:30	0.750	77.1	10.4
4255	2010/07/08 23:13:34	0.750	87.5	13.1
4256	2010/07/08 23:13:35	0.625	83.8	11.1
4257	2010/07/08 23:13:37	0.750	73.5	11.5
4258	2010/07/08 23:13:49	0.750	76.4	8.0
4259	2010/07/08 23:13:51	0.625	86.3	12.9
4260	2010/07/08 23:13:53	0.500	81.9	11.1
4261	2010/07/08 23:13:55	0.500	82.3	12.2
4262	2010/07/08 23:13:58	0.750	72.8	12.7
4263	2010/07/08 23:14:00	0.500	81.9	12.7
4264	2010/07/08 23:14:03	0.625	86.5	11.9
4265	2010/07/08 23:14:04	0.750	85.7	11.6
4266	2010/07/08 23:14:10	0.750	83.1	13.8
4267	2010/07/08 23:14:17	1.000	86.8	11.8
4268	2010/07/08 23:14:24	0.875	76.7	10.9
4269	2010/07/08 23:14:40	0.625	82.6	10.5
4270	2010/07/08 23:14:45	0.750	75.1	10.6
4271	2010/07/08 23:14:48	0.625	78.4	11.7
4272	2010/07/08 23:14:51	0.750	84.4	12.8
4273	2010/07/08 23:14:54	0.625	80.8	11.3
4274	2010/07/08 23:14:55	0.875	80.5	11.9
4275	2010/07/08 23:15:05	0.625	83.3	12.1
4276	2010/07/08 23:15:06	0.625	83.2	10.4
4277	2010/07/08 23:15:09	0.750	81.1	11.1
4278	2010/07/08 23:15:11	0.500	84.3	11.9
4279	2010/07/08 23:15:12	0.500	91.4	13.4
4280	2010/07/08 23:15:16	0.500	101.0	14.1
4281	2010/07/08 23:15:22	0.625	87.6	13.4
4282	2010/07/08 23:15:32	0.750	89.3	13.7

4283	2010/07/08 23:15:33	0.500	89.4	11.8
4284	2010/07/08 23:15:46	1.000	90.1	10.7
4285	2010/07/08 23:15:50	0.750	86.3	10.9
4286	2010/07/08 23:15:58	0.625	87.7	13.4
4287	2010/07/08 23:16:05	0.625	88.9	13.8
4288	2010/07/08 23:16:20	0.750	69.3	11.6
4289	2010/07/08 23:16:21	0.625	78.8	12.7
4290	2010/07/08 23:16:29	0.625	84.1	12.9
4291	2010/07/08 23:16:33	0.750	82.6	11.7
4292	2010/07/08 23:16:38	0.625	82.9	12.0
4293	2010/07/08 23:16:46	0.750	72.7	10.5
4294	2010/07/08 23:17:00	0.625	70.0	12.9
4295	2010/07/08 23:17:01	0.625	82.5	11.9
4296	2010/07/08 23:17:17	0.625	85.9	13.4
4297	2010/07/08 23:17:20	0.625	74.3	10.4
4298	2010/07/08 23:17:57	0.750	72.9	11.0
4299	2010/07/08 23:18:04	0.625	86.9	13.8
4300	2010/07/08 23:18:07	0.500	73.1	15.3
4301	2010/07/08 23:18:31	0.625	75.8	10.9
4302	2010/07/08 23:18:54	0.500	90.1	13.4
4303	2010/07/08 23:18:56	0.750	76.9	14.0
4304	2010/07/08 23:18:59	0.750	72.6	12.7
4305	2010/07/08 23:19:05	0.500	85.6	13.6
4306	2010/07/08 23:19:11	0.500	89.5	13.8
4307	2010/07/08 23:19:19	0.875	79.5	10.6
4308	2010/07/08 23:19:21	0.750	87.7	10.6
4309	2010/07/08 23:19:22	1.000	89.8	6.8
4310	2010/07/08 23:19:32	0.750	84.8	12.1
4311	2010/07/08 23:19:44	0.875	90.2	13.5
4312	2010/07/08 23:19:49	1.000	82.9	11.5
4313	2010/07/08 23:20:02	0.750	78.6	11.5
4314	2010/07/08 23:20:12	0.625	82.2	11.0
4315	2010/07/08 23:20:18	0.500	95.0	12.7
4316	2010/07/08 23:20:24	0.625	88.4	12.4

4317	2010/07/08 23:20:26	0.750	71.2	13.9
4318	2010/07/08 23:20:27	0.625	89.9	12.7
4319	2010/07/08 23:20:29	0.750	79.2	12.9
4320	2010/07/08 23:20:41	0.625	78.3	12.5
4321	2010/07/08 23:20:44	0.625	77.8	9.8
4322	2010/07/08 23:20:49	0.750	87.9	13.1
4323	2010/07/08 23:20:50	1.000	86.3	9.9
4324	2010/07/08 23:21:02	0.750	90.0	10.5
4325	2010/07/08 23:21:10	0.875	88.7	12.2
4326	2010/07/08 23:21:22	1.000	80.8	12.3
4327	2010/07/08 23:21:39	0.625	87.8	12.3
4328	2010/07/08 23:21:46	0.625	92.1	13.7
4329	2010/07/08 23:22:08	1.000	88.2	8.3
4330	2010/07/08 23:22:24	0.625	90.2	9.1
4331	2010/07/08 23:22:35	1.000	91.0	11.0
4332	2010/07/08 23:22:39	1.000	87.1	10.3
4333	2010/07/08 23:22:48	1.000	90.7	10.4
4334	2010/07/08 23:22:53	0.625	88.2	12.9
4335	2010/07/08 23:22:55	0.500	83.4	11.7
4336	2010/07/08 23:22:56	0.625	90.7	12.9
4337	2010/07/08 23:23:04	0.500	88.4	13.5
4338	2010/07/08 23:23:11	0.500	89.3	13.5
4339	2010/07/08 23:23:11	0.625	89.2	10.6
4340	2010/07/08 23:23:14	0.625	85.3	10.7
4341	2010/07/08 23:23:16	0.625	90.7	13.1
4342	2010/07/08 23:23:21	0.625	90.9	13.6
4343	2010/07/08 23:23:25	0.625	89.3	13.3
4344	2010/07/08 23:23:30	0.625	87.3	13.3
4345	2010/07/08 23:23:31	0.625	80.9	13.2
4346	2010/07/08 23:23:37	0.750	74.4	10.8
4347	2010/07/08 23:23:47	0.500	79.5	12.5
4348	2010/07/08 23:24:07	0.625	81.6	12.7
4349	2010/07/08 23:24:10	1.000	87.0	13.5
4350	2010/07/08 23:24:13	0.750	85.2	9.1

4351	2010/07/08 23:24:25	0.875	94.6	9.5
4352	2010/07/08 23:24:27	0.500	85.8	11.1
4353	2010/07/08 23:24:29	0.625	87.6	12.2
4354	2010/07/08 23:24:31	0.625	89.9	13.2
4355	2010/07/08 23:24:32	0.875	91.1	9.8
4356	2010/07/08 23:24:37	0.750	79.2	9.7
4357	2010/07/08 23:25:36	0.625	90.1	11.3
4358	2010/07/08 23:26:07	0.750	84.9	10.7
4359	2010/07/08 23:26:08	0.625	83.8	10.4
4360	2010/07/08 23:26:48	1.000	88.4	8.2
4361	2010/07/08 23:27:08	0.750	85.5	7.9
4362	2010/07/08 23:27:41	1.000	87.5	11.0
4363	2010/07/08 23:27:48	0.625	89.3	13.0
4364	2010/07/08 23:28:25	1.000	72.4	14.9
4365	2010/07/08 23:28:48	0.625	88.8	13.2
4366	2010/07/08 23:28:50	0.750	84.6	11.9
4367	2010/07/08 23:28:54	0.750	76.9	10.1
4368	2010/07/08 23:29:10	0.750	82.0	10.2
4369	2010/07/08 23:29:12	1.000	79.4	7.3
4370	2010/07/08 23:29:14	0.625	84.0	12.1
4371	2010/07/08 23:29:16	0.500	85.8	11.6
4372	2010/07/08 23:29:20	0.750	85.1	9.2
4373	2010/07/08 23:29:23	0.500	89.8	12.0
4374	2010/07/08 23:29:27	0.625	75.0	15.1
4375	2010/07/08 23:29:31	1.000	82.7	9.7
4376	2010/07/08 23:29:52	0.500	94.8	12.6
4377	2010/07/08 23:30:07	0.625	79.1	11.4
4378	2010/07/08 23:30:09	0.750	93.3	12.1
4379	2010/07/08 23:30:14	0.875	89.3	8.9
4380	2010/07/08 23:30:22	0.750	82.8	7.0
4381	2010/07/08 23:30:24	0.750	74.3	8.1
4382	2010/07/08 23:30:25	0.750	83.2	10.7
4383	2010/07/08 23:30:26	0.875	79.0	10.2
4384	2010/07/08 23:30:40	0.750	84.4	11.2

4385	2010/07/08 23:32:27	0.875	87.4	10.8
4386	2010/07/08 23:32:30	0.875	93.1	11.3
4387	2010/07/08 23:32:37	0.875	92.3	6.6
4388	2010/07/08 23:32:39	0.625	92.8	10.9
4389	2010/07/08 23:32:40	0.625	91.5	9.9
4390	2010/07/08 23:32:41	0.625	82.5	10.8
4391	2010/07/08 23:32:58	0.625	84.4	13.6
4392	2010/07/08 23:33:03	0.500	89.3	12.2
4393	2010/07/08 23:33:12	0.875	87.2	10.8
4394	2010/07/08 23:37:50	1.000	71.4	6.6

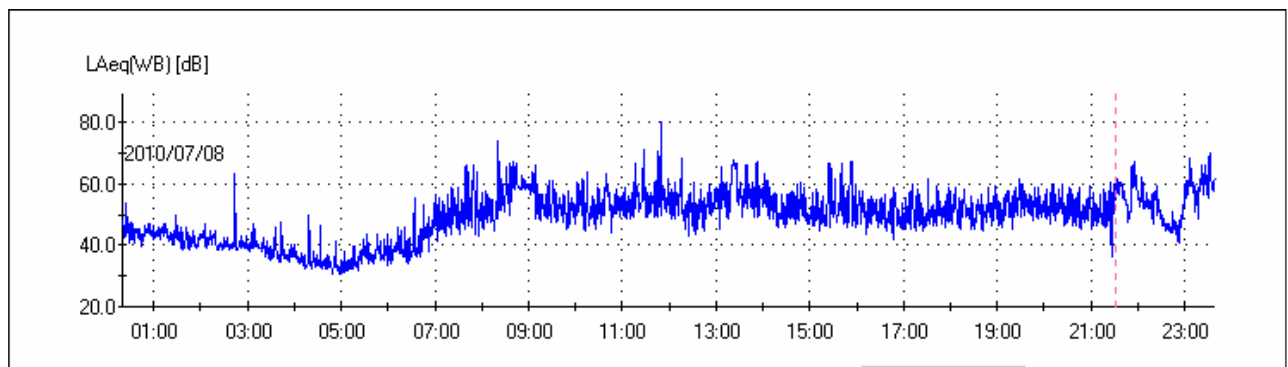
RICONOSCIMENTO COMPONENTI TONALI

Al fine di individuare la presenza di Componenti Tonalì (CT) nel rumore, si effettua un'analisi spettrale per bande normalizzate di 1/3 di ottava. Si considerano esclusivamente le CT aventi

carattere stazionario nel tempo ed in frequenza.

L'analisi è stata svolta nell'intervallo di frequenza compreso tra 20 Hz e 20 KHz.

Si è in presenza di una CT se il livello minimo di una banda supera i livelli minimi delle bande adiacenti per almeno 5 dB.



SOGLIE PENALIZZAZIONE	
Persistenza BF	5%
Persistenza AF	5%
TONALI [Hz]	PERSIST [%]
Freq: 100	0.1
Freq: 200	0.1
Freq: 250	0.1
Freq: 400	0.3
Freq: 500	0.4
Freq: 630	0.1
Freq: 800	0.1
Freq: 2.5 k	0.1
Freq: 3.15 k	0.4
Freq: 4 k	0.1
Freq: 5 k	0.0
PENALIZZAZIONI	
Penalizzazione BF: No	



Ponte sullo Stretto di Messina
PROGETTO DEFINITIVO

MONITORAGGIO EMISSIONI DI RUMORE PER LA
MAPPATURA DI CLIMA ACUSTICO VOL.2/2

Codice documento

AS0106_F0.docxF0

Rev

F0

Data

20/06/2011

Penalizzazione AF: No

TIME ISTORY COMPONENTI TONALI

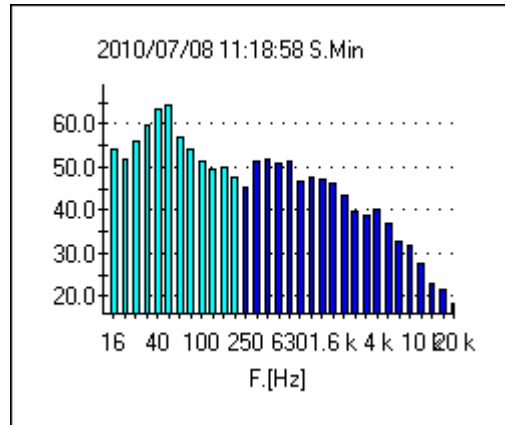
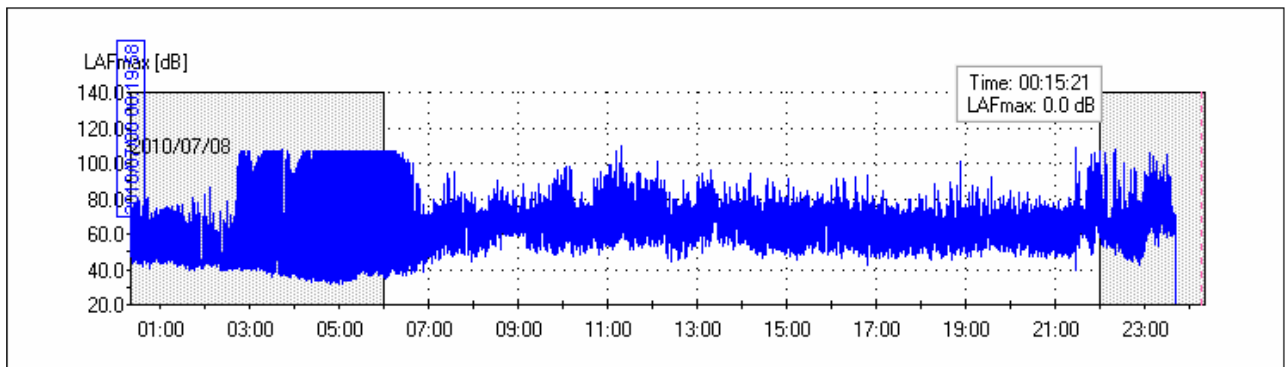
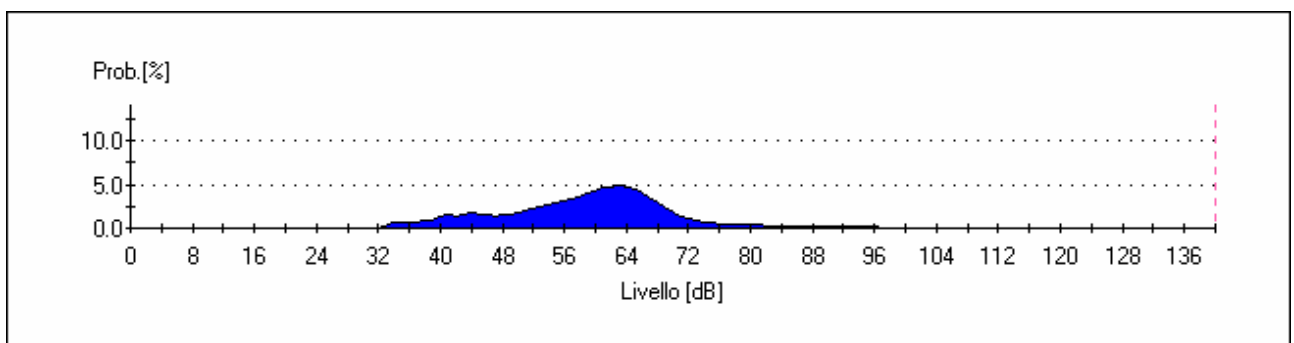


GRAFICO DEL CLIMA ACUSTICO GIORNALIERO



DISTRIBUTIVA



CUMULATIVA

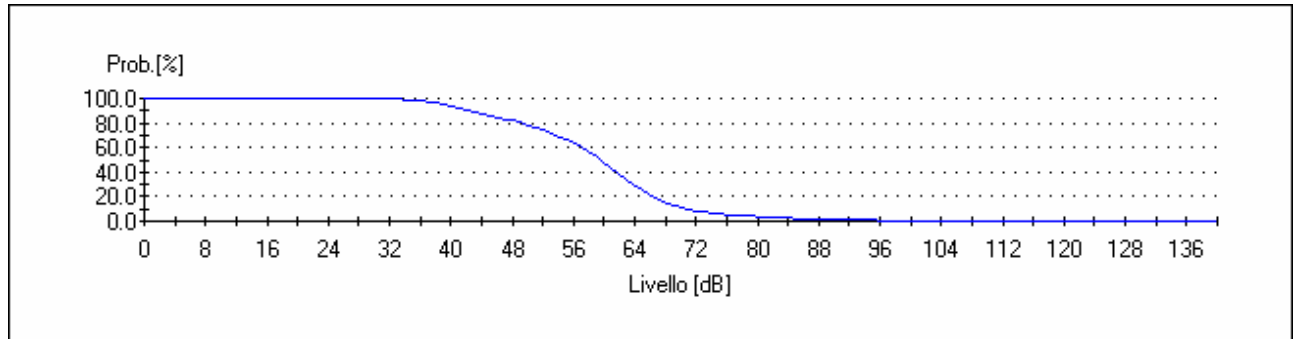
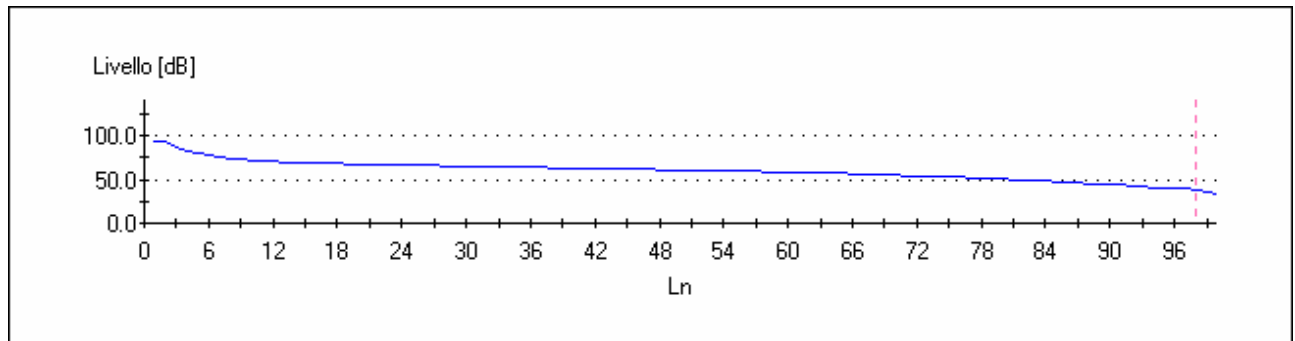


GRAFICO PERCENTILI



Livelli statistici L1, L5, L10, L50, L90, L95, L99; nelle 24 ore

Percentile	Leq.[dB]
0	94.0
1	94.0

2	87.0
3	83.0
4	80.0
5	77.0
6	75.0
7	74.0
8	73.0
9	72.0
10	71.0
11	70.5
12	70.0
13	69.5
14	69.0
15	68.7
16	68.3
17	68.0
18	67.7
19	67.3
20	67.0
21	66.8
22	66.5
23	66.3
24	66.0
25	65.8
26	65.6
27	65.4
28	65.2
29	65.0
30	64.8
31	64.5
32	64.3
33	64.0
34	63.8
35	63.6

36	63.4
37	63.2
38	63.0
39	62.8
40	62.6
41	62.4
42	62.2
43	62.0
44	61.8
45	61.5
46	61.3
47	61.0
48	60.8
49	60.6
50	60.4
51	60.2
52	60.0
53	59.8
54	59.5
55	59.3
56	59.0
57	58.7
58	58.3
59	58.0
60	57.8
61	57.5
62	57.3
63	57.0
64	56.7
65	56.3
66	56.0
67	55.5
68	55.0
69	54.7

70	54.3
71	54.0
72	53.7
73	53.3
74	53.0
75	52.5
76	52.0
77	51.5
78	51.0
79	50.5
80	50.0
81	49.0
82	48.5
83	48.0
84	47.0
85	46.5
86	46.0
87	45.0
88	44.5
89	44.0
90	43.5
91	43.0
92	42.0
93	41.0
94	40.5
95	40.0
96	39.0
97	37.0
98	36.0
99	34.0

LIVELLI PERCENTILI DIURNI

Percentile	Leq.[dB]
------------	----------

0	84.0
1	84.0
2	80.0
3	77.0
4	75.0
5	74.0
6	73.0
7	72.0
8	71.0
9	70.5
10	70.0
11	69.7
12	69.3
13	69.0
14	68.8
15	68.5
16	68.3
17	68.0
18	67.8
19	67.5
20	67.3
21	67.0
22	66.8
23	66.6
24	66.4
25	66.2
26	66.0
27	65.8
28	65.7
29	65.5
30	65.3
31	65.2
32	65.0
33	64.8

34	64.7
35	64.5
36	64.3
37	64.2
38	64.0
39	63.8
40	63.7
41	63.5
42	63.3
43	63.2
44	63.0
45	62.8
46	62.7
47	62.5
48	62.3
49	62.2
50	62.0
51	61.8
52	61.7
53	61.5
54	61.3
55	61.2
56	61.0
57	60.8
58	60.6
59	60.4
60	60.2
61	60.0
62	59.8
63	59.6
64	59.4
65	59.2
66	59.0
67	58.8

68	58.5
69	58.3
70	58.0
71	57.8
72	57.5
73	57.3
74	57.0
75	56.8
76	56.5
77	56.3
78	56.0
79	55.7
80	55.3
81	55.0
82	54.7
83	54.3
84	54.0
85	53.7
86	53.3
87	53.0
88	52.5
89	52.0
90	51.7
91	51.3
92	51.0
93	50.0
94	49.5
95	49.0
96	48.0
97	47.0
98	45.0
99	41.0

LIVELLI PERCENTILI NOTTURNI

Percentile	Leq.[dB]
0	100.0
1	100.0
2	97.0
3	93.0
4	91.0
5	88.0
6	85.0
7	83.0
8	81.0
9	78.0
10	77.0
11	75.0
12	73.0
13	72.0
14	71.0
15	70.0
16	69.0
17	68.0
18	67.0
19	66.5
20	66.0
21	65.0
22	64.5
23	64.0
24	63.5
25	63.0
26	62.5
27	62.0
28	61.5
29	61.0
30	60.5
31	60.0

32	59.5
33	59.0
34	58.5
35	58.0
36	57.5
37	57.0
38	56.5
39	56.0
40	55.5
41	55.0
42	54.0
43	53.5
44	53.0
45	52.5
46	52.0
47	51.5
48	51.0
49	50.5
50	50.0
51	49.5
52	49.0
53	48.5
54	48.0
55	47.7
56	47.3
57	47.0
58	46.7
59	46.3
60	46.0
61	45.8
62	45.6
63	45.4
64	45.2
65	45.0

66	44.8
67	44.6
68	44.4
69	44.2
70	44.0
71	43.8
72	43.5
73	43.3
74	43.0
75	42.8
76	42.5
77	42.3
78	42.0
79	41.8
80	41.5
81	41.3
82	41.0
83	40.8
84	40.5
85	40.3
86	40.0
87	39.5
88	39.0
89	38.5
90	38.0
91	37.5
92	37.0
93	36.5
94	36.0
95	35.5
96	35.0
97	34.5
98	34.0
99	33.0

LIVELLI DI IMPULS- FAST E SLOW MAX NELLE 24 ORE		
LAlp [dB]	LASp [dB]	LAFp [dB]
112.8	100.9	107.8
112.3	98.3	107.2
113.8	104.8	109.5
98.1	93.3	95.7
101.7	96.5	101
112.5	103.2	108.8
113.8	104.8	109.5

LIVELLI di Impuls – fast – slow massimi nelle 16 ore diurne

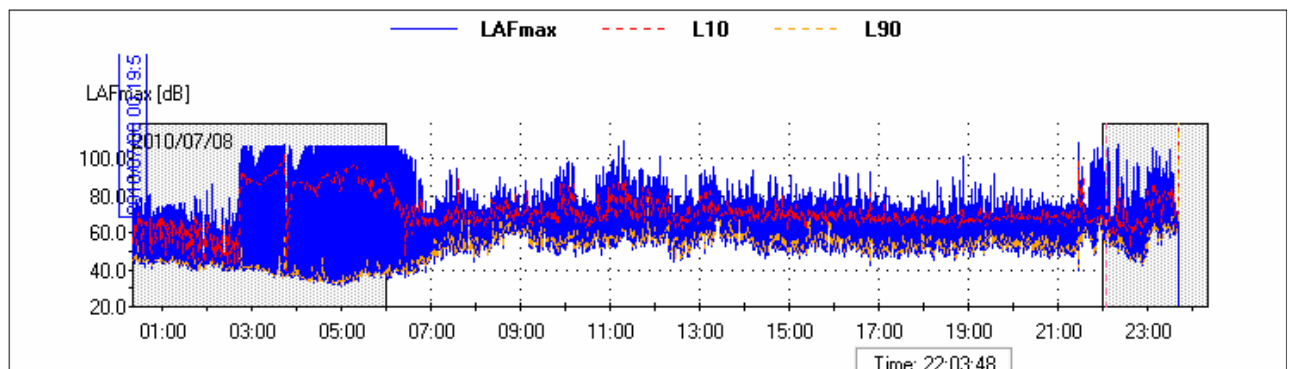
LIVELLI DI IMPULS- FAST E SLOW MAX DIURNI		
LAlp [dB]	LASp [dB]	LAFp [dB]
112.2	98.2	107.1
113.8	104.8	109.5
98.1	93.3	95.7
101.7	96.5	101
112.5	103.2	108.8
113.8	104.8	109.5

LIVELLI di Impuls – fast – slow massimi nelle 8 ore notturni

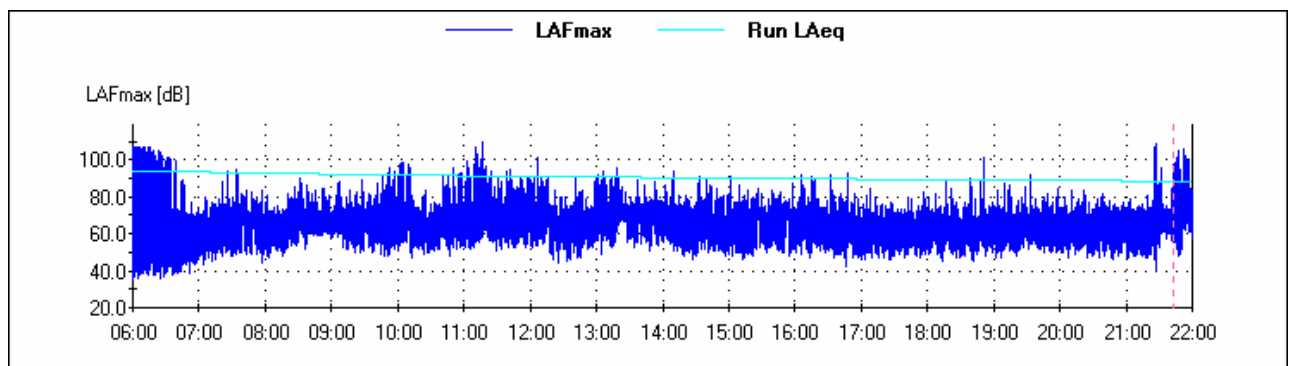
**LIVELLI DI IMPULS- FAST E SLOW
MAX NOTTURNI**

LAIp [dB]	LASp [dB]	LAFp [dB]
112.8	100.9	107.8
112.3	98.3	107.2
111.8	100.8	107.6
112.8	100.9	107.8

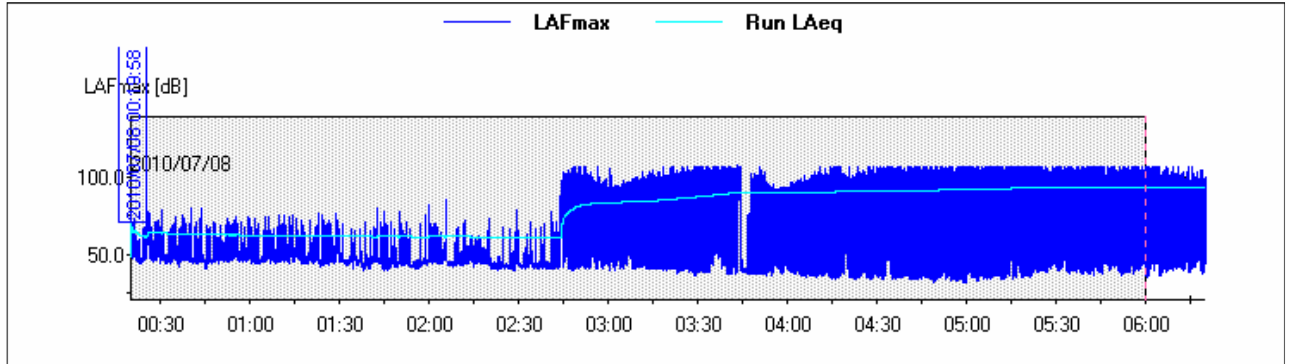
TIME HISTORY L10 – L90



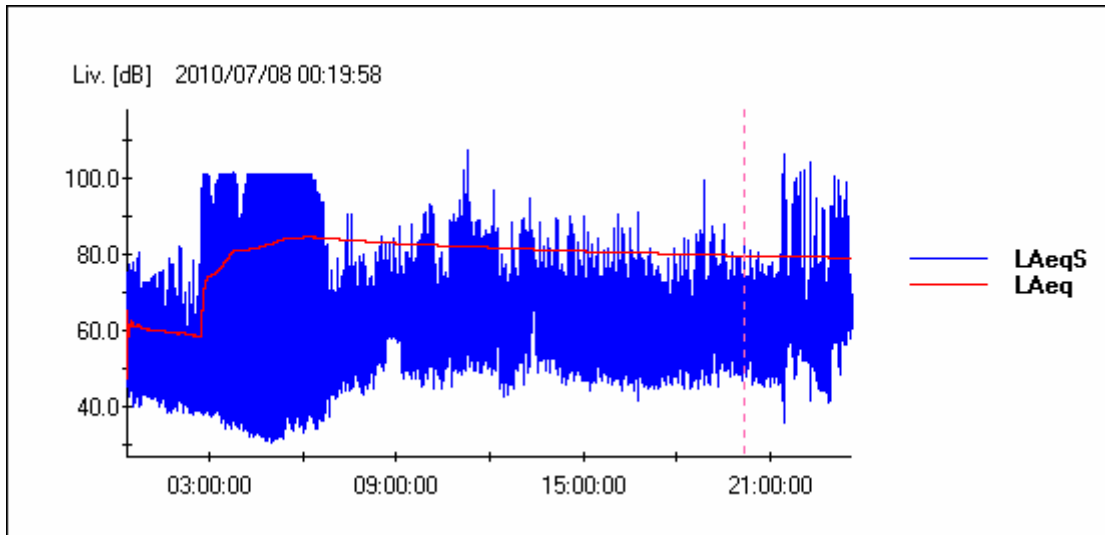
RUNNING Leq DIURNO



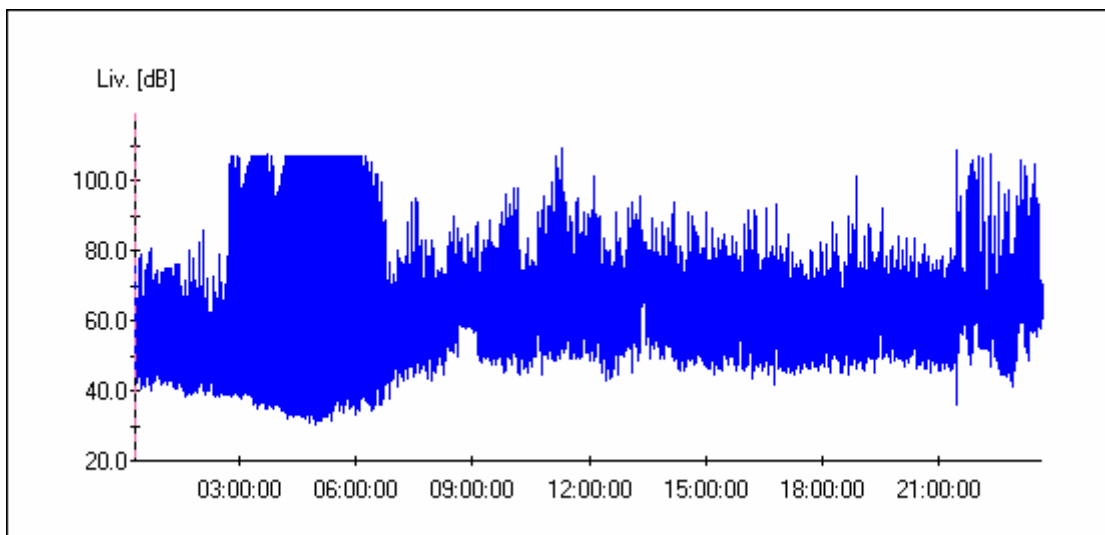
RUNNING Leq NOTTURNO



LA TIME HISTORY LIVELLO EQUIVALENTE PONDERATO "A"



LA TIME HISTORY LIVELLO PRESSIONE SONORA PONDERATA "A"





Ponte sullo Stretto di Messina
PROGETTO DEFINITIVO

MONITORAGGIO EMISSIONI DI RUMORE PER LA
MAPPATURA DI CLIMA ACUSTICO VOL.2/2

Codice documento

AS0106_F0.docxF0

Rev

F0

Data

20/06/2011

R2 - MISURE DI 24 ORE CON POSTAZIONE SEMI-FISSE

Punto	Ricettore R_26_S	Indirizzo VIA COMUNALE CAMANO
Descrizione del punto di misura/ricettore		
<p align="center"><i>L'asta estensibile con il microfono posto all'altezza di mt. 4,00 dal piano di campagna è stata collocata sul marciapiede adiacente la carreggiata stradale ad una distanza di mt 1 dal prospetto dell'edificio esistente</i></p>		

Caratterizzazione del punto di misura/ricettore

Zonizzazione acustica e limiti diurni/notturni

<input type="checkbox"/>	Classe I	50 / 40 dB(a)
<input type="checkbox"/>	Classe II	55 / 45 dB(a)
<input checked="" type="checkbox"/>	Classe III	60 / 50 dB(a)
<input type="checkbox"/>	Classe IV	65 / 55 dB(a)
<input type="checkbox"/>	Classe V	70 / 60 dB(a)
<input type="checkbox"/>	Classe VI	70 / 70 dB(a)

Caratterizzazione delle sorgenti di rumore

Tipologia	<input checked="" type="checkbox"/>	Traffico stradale
	<input type="checkbox"/>	Traffico ferroviario
	<input type="checkbox"/>	Cantiere
	<input type="checkbox"/>	Altro

Descrizione

Strumentazione adottata

Fonometro modello HD 2110 Classe 1, numero di serie 10060132243,
- preamplificatore HD 2110 P,

- microfono MK 221, numero di serie 34208

- Calibratore HD 2020 Classe 1 090 29825

Punto	Ricettore R_26_S	Indirizzo VIA COMUNALE CAMANO
-------	----------------------------	---

Sintesi misure (ante e post mascheramenti eventi anomali o sorgenti regolamentate da DPR)

Periodo	TR	Data	L _{AeqTR} [dBA]	K _I [dBA]	K _T [dBA]	K _B [dBA]	L _{AeqTRC} [dBA]	L _{lim} [dBA]
Giorno	6-22h	10/07/10	72.4	0	0		72.4	60
Notte	22-6h	10/07/10	64.9	0	0	0	64.9	50

RISULTATI MISURE

Codice misura	R_26_S
Data inizio	10/07/2010
Ora inizio	0.23.42
Note	

Parametri		24 ore	Giorno (T _R = 6/22)	Notte (T _R = 22/6)
LAeqTR	[dBA]	71.1	72.4	64.9
L1	[dBA]	82.0	85.0	75.0
L5	[dBA]	73.5	75.0	70.5
L10	[dBA]	70.5	71.5	68.0
L50	[dBA]	61.5	62.9	58.1
L90	[dBA]	56.0	57.4	54.7
L95	[dBA]	54.7	56.0	53.8
L99	[dBA]	53.0	53.0	52.0
Llmax	[dBA]	107.3	97.1	107.3
LFmax	[dBA]	102.4	92.5	102.4
LSmax	[dBA]	95.5	84.0	95.5
KI	[dBA]	0	0	0
KT	[dBA]	0	0	0
KB	[dBA]	0	0	0
L _{AeqTRC}		71.1	72.4	64.9

Note:

Punto	Ricettore R_26_S	Indirizzo VIA COMUNALE CAMANO
-------	----------------------------	---

Sorgente stradale: _____

	6/9h	9/14h	14/19h	19/22h	Media	22/2h	2/6 h	Media
Veic. Leggeri / 10'	83	100	70	102	88.75	85	6	45.5
Veic. Pesanti / 10'	1	2	1	1	1.25	0	0	0
Motocicli / 10'	10	18	12	21	15.25	12	2	7
	6/9h	9/14h	14/19h	19/22h	Media	22/2h	2/6 h	Media
Condizioni cielo	SERENO	SERENO	SERENO	SERENO		SERENO	SERENO	
Temperatura	23.2	28.3	29.6	22.6	25.93	21.2	20.3	20.75
Umidità relativa	68	72	75	74	72.25	77	78	77.5
Velocità vento	1.3	0.6	1.2	2.8	1.475	0.7	0.3	0.5
Direzione vento	E	N	N E	E		N E	N E	

Fotografia del punto di misura

MONITORAGGIO EMISSIONI DI RUMORE PER LA
MAPPATURA DI CLIMA ACUSTICO VOL.2/2*Codice documento*

AS0106_F0.docxF0

Rev

F0

Data

20/06/2011



Punto

Ricettore

R_26_S

Indirizzo

VIA COMUNALE CAMANO

Localizzazione planimetrica



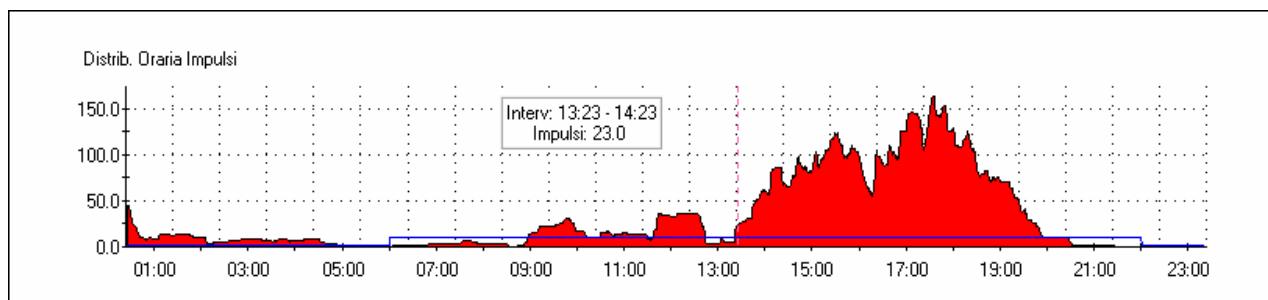
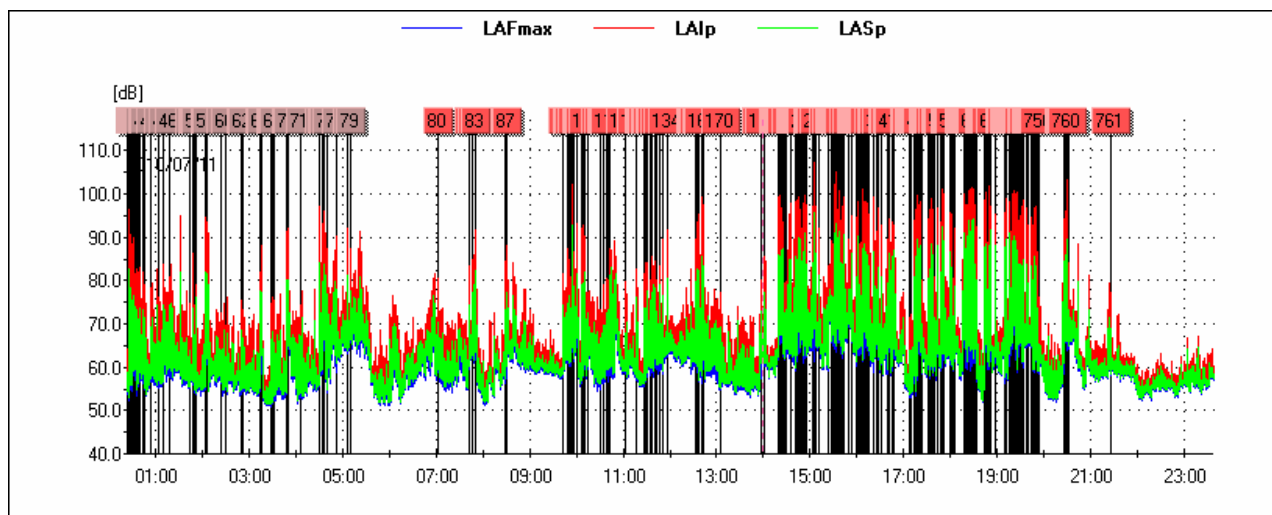
DATA	Tecnico competente: Studio tecnico ing. Giovanni Chiovetta	
	geom. Antonino Campione	Ing. Giovanni Chiovetta

RICONOSCIMENTO COMPONENTI IMPULSIVE

Il rumore presenta Componenti Impulsive (CI) quando sono verificate le condizioni seguenti:

- ripetitività di n° eventi impulsivi (n°10/ora di giorno e n°2/ora di notte);
- differenza tra LA_{max} e LA_{Smax} superiore a 6 dB;
- durata dell'evento a -10 dB dal valore LA_{Fmax} inferiore a 1 s.

La ripetitività viene dimostrata mediante registrazione grafica del livello di pressione sonora ponderato A fast effettuata durante il tempo di misura TM.



Lista degli impulsi nelle 24 ore

Ev	Inizio	Durata LAFmax-10dB[s]	LAFmax[dB]	LAImax - LASmax [dB]
1	2010/07/11 00:25:49	0.625	89.2	13.5
2	2010/07/11 00:26:30	0.625	91.4	13.9
3	2010/07/11 00:26:35	0.625	78.8	11.4
4	2010/07/11 00:26:39	0.750	79.6	9.4
5	2010/07/11 00:26:40	0.500	83.0	11.7
6	2010/07/11 00:26:41	0.625	79.8	11.0
7	2010/07/11 00:26:41	0.625	81.3	10.3
8	2010/07/11 00:26:44	0.500	83.0	12.0
9	2010/07/11 00:26:46	0.625	83.3	12.6
10	2010/07/11 00:27:21	0.625	85.7	12.2

11	2010/07/11 00:27:57	0.750	81.8	13.0
12	2010/07/11 00:28:09	0.625	82.4	12.7
13	2010/07/11 00:28:24	0.875	79.3	11.0
14	2010/07/11 00:28:25	0.750	79.5	9.6
15	2010/07/11 00:28:28	0.625	84.5	12.2
16	2010/07/11 00:28:42	0.625	82.7	12.6
17	2010/07/11 00:28:55	1.000	77.4	12.0
18	2010/07/11 00:29:06	1.000	79.0	12.2
19	2010/07/11 00:29:34	0.500	83.9	12.9
20	2010/07/11 00:30:23	0.875	79.3	10.1
21	2010/07/11 00:30:28	0.625	80.6	11.2
22	2010/07/11 00:30:48	0.500	85.5	13.5
23	2010/07/11 00:32:24	0.625	78.8	11.7
24	2010/07/11 00:34:01	0.750	77.6	9.1
25	2010/07/11 00:34:08	0.750	77.4	11.7
26	2010/07/11 00:34:35	0.875	73.4	10.6
27	2010/07/11 00:35:46	0.625	79.6	9.6
28	2010/07/11 00:35:48	0.750	76.6	8.8
29	2010/07/11 00:35:59	0.750	74.9	11.0
30	2010/07/11 00:36:02	0.625	73.3	11.2
31	2010/07/11 00:37:42	1.000	69.4	9.9
32	2010/07/11 00:37:58	1.000	73.1	9.4
33	2010/07/11 00:38:35	0.875	72.9	8.7
34	2010/07/11 00:38:59	0.750	77.9	10.0
35	2010/07/11 00:39:16	0.625	78.3	12.5
36	2010/07/11 00:43:34	0.625	74.8	9.5
37	2010/07/11 00:43:45	1.000	77.3	8.9
38	2010/07/11 00:44:18	0.875	77.7	9.7
39	2010/07/11 00:44:56	0.750	71.3	7.1
40	2010/07/11 00:45:35	0.625	75.3	11.2
41	2010/07/11 00:46:27	0.875	75.1	12.0
42	2010/07/11 00:53:53	0.750	75.2	9.9
43	2010/07/11 00:54:40	0.875	70.7	9.4
44	2010/07/11 01:04:16	0.625	72.9	10.0

45	2010/07/11 01:10:29	1.000	74.3	8.5
46	2010/07/11 01:18:22	0.625	77.2	9.2
47	2010/07/11 01:43:01	0.625	68.1	11.6
48	2010/07/11 01:43:04	0.875	70.9	10.8
49	2010/07/11 01:47:02	0.625	73.3	12.4
50	2010/07/11 01:47:27	0.500	82.1	12.6
51	2010/07/11 01:50:10	0.625	69.1	11.6
52	2010/07/11 01:51:54	1.000	70.9	8.8
53	2010/07/11 02:03:59	0.625	89.8	13.3
54	2010/07/11 02:04:30	0.500	87.2	12.9
55	2010/07/11 02:04:35	0.625	88.5	12.7
56	2010/07/11 02:04:41	0.625	86.6	12.1
57	2010/07/11 02:04:51	0.750	85.6	11.0
58	2010/07/11 02:04:53	0.875	89.2	12.2
59	2010/07/11 02:24:04	0.875	68.8	8.7
60	2010/07/11 02:29:47	0.875	68.1	7.5
61	2010/07/11 02:50:49	1.000	70.6	7.3
62	2010/07/11 02:51:21	1.000	70.8	7.6
63	2010/07/11 03:13:41	1.000	78.7	10.6
64	2010/07/11 03:15:52	0.625	84.0	10.9
65	2010/07/11 03:28:36	1.000	73.1	8.3
66	2010/07/11 03:30:22	1.000	73.5	8.1
67	2010/07/11 03:32:35	0.625	71.8	9.9
68	2010/07/11 03:48:34	0.625	87.0	11.7
69	2010/07/11 03:48:56	0.625	86.3	11.5
70	2010/07/11 03:50:37	0.875	87.0	12.1
71	2010/07/11 04:06:04	0.625	70.2	10.3
72	2010/07/11 04:30:43	1.000	85.1	11.1
73	2010/07/11 04:30:51	0.625	92.5	13.1
74	2010/07/11 04:33:30	0.500	88.4	13.6
75	2010/07/11 04:36:22	1.000	90.2	10.1
76	2010/07/11 04:40:08	0.750	83.1	12.0
77	2010/07/11 04:51:26	0.750	77.3	7.9
78	2010/07/11 05:06:09	0.750	88.4	10.8

79	2010/07/11 05:09:52	0.875	84.6	10.0
80	2010/07/11 07:02:17	0.625	76.6	10.2
81	2010/07/11 07:43:16	0.875	80.3	8.1
82	2010/07/11 07:47:20	1.000	80.0	9.8
83	2010/07/11 07:50:34	0.750	87.0	10.8
84	2010/07/11 08:29:13	1.000	72.2	6.8
85	2010/07/11 08:29:28	1.000	80.0	10.9
86	2010/07/11 08:29:41	0.750	82.6	10.9
87	2010/07/11 08:31:13	0.875	84.1	10.5
88	2010/07/11 09:42:38	0.750	78.5	7.9
89	2010/07/11 09:48:29	0.500	82.9	12.4
90	2010/07/11 09:51:06	1.000	81.2	8.4
91	2010/07/11 09:51:29	1.000	79.3	9.6
92	2010/07/11 09:51:46	0.625	76.7	11.4
93	2010/07/11 09:51:54	1.000	76.9	7.7
94	2010/07/11 09:54:22	0.750	83.3	11.8
95	2010/07/11 09:55:15	1.000	96.0	10.3
96	2010/07/11 09:55:20	0.625	94.5	13.8
97	2010/07/11 09:55:29	0.500	94.4	9.0
98	2010/07/11 09:55:30	0.875	96.6	8.6
99	2010/07/11 09:55:34	0.875	93.8	9.1
100	2010/07/11 09:55:37	1.000	93.2	9.6
101	2010/07/11 09:56:32	0.750	83.0	8.7
102	2010/07/11 09:59:54	0.750	89.1	11.9
103	2010/07/11 10:07:22	0.625	79.2	12.0
104	2010/07/11 10:07:41	0.625	77.4	14.5
105	2010/07/11 10:08:42	0.875	74.1	8.6
106	2010/07/11 10:09:03	0.750	82.9	10.8
107	2010/07/11 10:09:17	0.500	88.1	13.1
108	2010/07/11 10:09:50	1.000	79.0	12.1
109	2010/07/11 10:10:39	0.750	78.9	11.7
110	2010/07/11 10:14:18	0.750	74.3	8.0
111	2010/07/11 10:30:21	0.750	69.9	7.2
112	2010/07/11 10:35:15	0.750	75.8	11.4

113	2010/07/11 10:38:42	0.750	74.2	7.9
114	2010/07/11 10:40:22	1.000	76.2	9.2
115	2010/07/11 10:41:21	0.875	77.4	9.0
116	2010/07/11 10:41:30	1.000	74.8	7.5
117	2010/07/11 10:41:52	0.875	78.3	8.0
118	2010/07/11 10:43:40	0.875	78.3	10.4
119	2010/07/11 10:43:43	0.875	73.4	6.9
120	2010/07/11 11:02:46	0.625	74.5	12.7
121	2010/07/11 11:16:57	1.000	81.3	6.3
122	2010/07/11 11:27:02	1.000	73.0	10.4
123	2010/07/11 11:28:00	0.750	74.3	9.8
124	2010/07/11 11:28:41	1.000	79.3	12.1
125	2010/07/11 11:28:44	0.625	76.0	7.4
126	2010/07/11 11:29:57	0.875	75.9	8.9
127	2010/07/11 11:31:42	0.875	75.5	8.9
128	2010/07/11 11:35:48	1.000	72.4	12.2
129	2010/07/11 11:36:22	0.625	79.4	10.3
130	2010/07/11 11:41:31	0.875	77.8	9.4
131	2010/07/11 11:43:28	0.625	77.3	8.4
132	2010/07/11 11:46:24	0.625	77.9	8.8
133	2010/07/11 11:50:22	0.750	85.1	13.2
134	2010/07/11 11:56:59	0.875	87.1	11.1
135	2010/07/11 12:32:24	0.750	85.0	9.7
136	2010/07/11 12:32:25	0.875	84.0	7.1
137	2010/07/11 12:34:11	0.750	80.4	9.5
138	2010/07/11 12:35:19	0.875	83.4	10.2
139	2010/07/11 12:35:57	0.750	84.5	11.4
140	2010/07/11 12:35:59	0.625	88.0	12.4
141	2010/07/11 12:36:01	0.875	75.4	12.0
142	2010/07/11 12:36:15	0.875	78.7	8.3
143	2010/07/11 12:36:18	0.625	90.5	13.7
144	2010/07/11 12:36:48	0.500	89.8	13.7
145	2010/07/11 12:36:59	0.625	82.5	13.1
146	2010/07/11 12:37:07	0.625	79.5	12.0

147	2010/07/11 12:37:08	1.000	76.7	9.3
148	2010/07/11 12:37:42	0.500	84.7	13.3
149	2010/07/11 12:40:14	0.500	88.8	12.0
150	2010/07/11 12:40:18	0.750	74.3	11.0
151	2010/07/11 12:40:21	0.750	75.1	9.7
152	2010/07/11 12:40:31	1.000	79.7	11.8
153	2010/07/11 12:40:34	0.500	80.0	11.5
154	2010/07/11 12:40:40	0.500	86.2	13.1
155	2010/07/11 12:40:47	0.750	92.2	14.0
156	2010/07/11 12:40:55	0.750	79.5	11.8
157	2010/07/11 12:41:12	0.625	93.6	13.7
158	2010/07/11 12:41:13	0.750	90.3	11.3
159	2010/07/11 12:41:17	0.625	77.3	9.6
160	2010/07/11 12:41:18	0.625	75.9	9.8
161	2010/07/11 12:41:19	0.625	74.0	8.9
162	2010/07/11 12:41:49	0.875	85.4	12.0
163	2010/07/11 12:41:50	0.750	83.1	9.1
164	2010/07/11 12:41:56	0.625	94.6	13.7
165	2010/07/11 12:42:05	0.750	72.9	9.0
166	2010/07/11 12:42:15	0.500	92.6	14.0
167	2010/07/11 12:42:16	0.875	86.7	13.7
168	2010/07/11 13:04:05	1.000	67.4	9.1
169	2010/07/11 13:05:19	0.750	72.8	10.2
170	2010/07/11 13:05:22	0.875	73.4	10.2
171	2010/07/11 13:57:45	1.000	73.4	8.4
172	2010/07/11 14:00:19	0.625	80.9	13.0
173	2010/07/11 14:00:31	0.750	78.0	11.2
174	2010/07/11 14:01:34	0.750	78.7	8.4
175	2010/07/11 14:01:39	0.750	79.9	10.3
176	2010/07/11 14:19:00	0.875	80.1	11.6
177	2010/07/11 14:19:03	0.500	80.5	10.2
178	2010/07/11 14:19:18	0.875	86.9	10.0
179	2010/07/11 14:19:26	0.625	82.6	12.4
180	2010/07/11 14:19:29	0.750	82.0	11.8

181	2010/07/11 14:19:41	0.875	94.1	13.6
182	2010/07/11 14:19:42	0.625	89.7	10.7
183	2010/07/11 14:19:45	0.625	94.3	13.7
184	2010/07/11 14:19:54	0.875	93.5	13.9
185	2010/07/11 14:19:55	1.000	85.6	11.5
186	2010/07/11 14:19:59	0.625	90.8	13.6
187	2010/07/11 14:20:12	0.625	94.5	14.0
188	2010/07/11 14:20:16	1.000	86.8	10.0
189	2010/07/11 14:20:20	0.625	86.8	11.4
190	2010/07/11 14:20:21	0.875	86.3	10.4
191	2010/07/11 14:20:45	0.750	84.6	10.1
192	2010/07/11 14:20:52	1.000	86.1	11.4
193	2010/07/11 14:20:54	0.625	90.7	10.9
194	2010/07/11 14:24:02	0.875	92.8	9.8
195	2010/07/11 14:24:09	0.875	88.7	7.8
196	2010/07/11 14:25:05	0.750	78.9	9.1
197	2010/07/11 14:28:09	0.875	76.8	7.9
198	2010/07/11 14:28:32	0.625	76.4	8.0
199	2010/07/11 14:34:40	0.625	92.5	13.5
200	2010/07/11 14:34:41	0.625	91.6	11.4
201	2010/07/11 14:34:42	0.625	90.9	11.1
202	2010/07/11 14:41:15	0.750	74.6	10.9
203	2010/07/11 14:41:21	0.750	87.1	10.4
204	2010/07/11 14:41:23	0.875	86.0	11.3
205	2010/07/11 14:41:26	0.625	89.1	12.6
206	2010/07/11 14:41:28	0.875	79.5	12.7
207	2010/07/11 14:41:38	0.625	92.3	13.5
208	2010/07/11 14:41:41	0.625	93.1	12.7
209	2010/07/11 14:41:43	0.750	85.4	12.6
210	2010/07/11 14:41:44	0.625	84.2	10.7
211	2010/07/11 14:41:45	0.625	88.9	12.6
212	2010/07/11 14:42:11	1.000	75.0	8.0
213	2010/07/11 14:42:20	0.500	93.9	13.8
214	2010/07/11 14:42:21	0.750	85.7	13.9

215	2010/07/11 14:44:22	0.500	93.2	13.2
216	2010/07/11 14:44:43	0.750	88.1	12.5
217	2010/07/11 14:44:48	1.000	90.8	7.7
218	2010/07/11 14:44:55	1.000	94.3	9.0
219	2010/07/11 14:44:57	0.750	91.3	9.8
220	2010/07/11 14:45:27	0.500	94.4	13.9
221	2010/07/11 14:47:29	0.500	86.5	13.4
222	2010/07/11 14:48:39	0.750	88.6	9.9
223	2010/07/11 14:50:13	0.875	86.0	11.3
224	2010/07/11 14:51:44	1.000	84.0	10.9
225	2010/07/11 14:51:48	1.000	93.1	12.0
226	2010/07/11 14:51:50	0.625	92.2	11.7
227	2010/07/11 14:52:31	1.000	95.5	9.3
228	2010/07/11 14:52:37	0.875	87.2	9.0
229	2010/07/11 14:52:52	0.875	90.9	11.4
230	2010/07/11 14:53:41	1.000	94.1	10.7
231	2010/07/11 14:54:56	0.625	91.7	13.7
232	2010/07/11 14:55:08	0.625	92.7	13.7
233	2010/07/11 15:03:38	1.000	80.4	8.4
234	2010/07/11 15:04:01	0.875	86.5	10.8
235	2010/07/11 15:04:11	0.625	92.3	13.0
236	2010/07/11 15:04:19	0.625	89.8	13.3
237	2010/07/11 15:04:25	0.500	92.2	10.6
238	2010/07/11 15:04:52	0.750	97.5	11.2
239	2010/07/11 15:04:53	0.625	93.1	10.6
240	2010/07/11 15:04:55	0.625	80.3	11.9
241	2010/07/11 15:04:56	0.750	91.6	10.7
242	2010/07/11 15:05:00	0.625	97.3	10.9
243	2010/07/11 15:05:10	0.625	92.9	7.7
244	2010/07/11 15:05:11	0.750	93.6	10.1
245	2010/07/11 15:05:12	1.000	93.7	9.0
246	2010/07/11 15:05:13	0.625	95.9	9.7
247	2010/07/11 15:05:21	0.875	96.3	6.2
248	2010/07/11 15:05:25	0.875	87.3	7.2

249	2010/07/11 15:05:29	0.625	89.2	8.4
250	2010/07/11 15:05:35	0.625	86.2	7.2
251	2010/07/11 15:05:39	0.750	93.8	7.9
252	2010/07/11 15:05:47	1.000	89.8	9.2
253	2010/07/11 15:05:49	0.750	102.4	11.8
254	2010/07/11 15:05:53	0.750	94.7	10.3
255	2010/07/11 15:05:58	0.625	95.6	10.0
256	2010/07/11 15:06:02	0.875	89.1	9.6
257	2010/07/11 15:06:13	0.625	88.9	10.5
258	2010/07/11 15:06:15	0.875	83.5	10.3
259	2010/07/11 15:06:31	0.750	91.0	8.8
260	2010/07/11 15:06:43	0.750	85.3	13.1
261	2010/07/11 15:10:39	0.500	85.8	10.3
262	2010/07/11 15:22:20	0.500	76.9	12.4
263	2010/07/11 15:28:15	0.625	81.2	12.0
264	2010/07/11 15:30:54	0.500	89.5	10.3
265	2010/07/11 15:30:55	0.500	88.7	10.0
266	2010/07/11 15:31:07	0.875	84.7	10.7
267	2010/07/11 15:31:25	0.875	84.6	9.4
268	2010/07/11 15:31:48	0.500	91.7	13.0
269	2010/07/11 15:32:05	1.000	82.0	7.5
270	2010/07/11 15:32:11	0.750	78.7	12.0
271	2010/07/11 15:32:49	1.000	98.7	12.2
272	2010/07/11 15:32:53	0.500	99.1	12.1
273	2010/07/11 15:33:08	0.625	89.6	11.8
274	2010/07/11 15:33:13	1.000	100.3	12.2
275	2010/07/11 15:33:48	0.750	94.5	13.3
276	2010/07/11 15:34:38	0.875	89.4	6.8
277	2010/07/11 15:34:59	0.750	86.7	9.3
278	2010/07/11 15:35:01	0.875	87.9	9.5
279	2010/07/11 15:37:19	0.875	91.4	10.2
280	2010/07/11 15:37:30	0.875	95.7	9.8
281	2010/07/11 15:37:31	0.875	96.6	10.8
282	2010/07/11 15:37:39	0.625	89.9	10.0

283	2010/07/11 15:37:49	0.750	88.5	8.0
284	2010/07/11 15:37:58	0.750	89.5	12.5
285	2010/07/11 15:38:00	0.875	84.1	11.5
286	2010/07/11 15:38:05	0.625	89.0	10.7
287	2010/07/11 15:38:06	0.750	88.5	10.0
288	2010/07/11 15:38:07	0.625	87.8	8.9
289	2010/07/11 15:38:11	0.500	89.5	11.8
290	2010/07/11 15:38:13	0.875	91.8	10.3
291	2010/07/11 15:38:16	0.500	90.4	12.8
292	2010/07/11 15:38:28	0.750	87.1	11.2
293	2010/07/11 15:38:30	1.000	88.3	8.8
294	2010/07/11 15:38:38	0.750	84.4	13.3
295	2010/07/11 15:38:50	0.750	83.3	11.6
296	2010/07/11 15:40:24	0.625	85.1	11.7
297	2010/07/11 15:40:40	0.500	90.0	12.5
298	2010/07/11 15:40:50	0.750	83.6	12.2
299	2010/07/11 15:40:55	0.500	92.6	13.4
300	2010/07/11 15:41:04	0.500	86.6	13.3
301	2010/07/11 15:41:35	0.625	86.6	12.0
302	2010/07/11 15:41:39	0.625	88.8	13.2
303	2010/07/11 15:41:59	0.625	87.1	12.9
304	2010/07/11 15:43:28	0.750	92.4	8.6
305	2010/07/11 15:43:35	0.750	88.4	7.5
306	2010/07/11 15:43:39	0.625	94.2	12.4
307	2010/07/11 15:49:01	0.500	85.2	12.0
308	2010/07/11 15:49:12	1.000	84.2	11.6
309	2010/07/11 15:49:13	0.625	84.1	10.1
310	2010/07/11 15:49:16	0.875	83.3	10.7
311	2010/07/11 15:53:12	0.625	83.4	11.7
312	2010/07/11 15:54:05	0.750	87.0	8.9
313	2010/07/11 15:54:12	0.500	90.1	13.5
314	2010/07/11 15:58:27	0.500	80.8	12.3
315	2010/07/11 15:58:31	0.625	82.7	11.1
316	2010/07/11 15:58:32	0.500	78.9	10.6

317	2010/07/11 15:58:39	0.625	80.7	13.7
318	2010/07/11 15:58:48	0.750	89.4	13.7
319	2010/07/11 15:58:55	0.625	89.5	13.5
320	2010/07/11 15:59:23	1.000	80.7	9.5
321	2010/07/11 15:59:55	0.625	83.6	12.1
322	2010/07/11 15:59:55	1.000	82.2	9.2
323	2010/07/11 16:00:04	0.750	82.8	12.5
324	2010/07/11 16:00:28	0.625	85.4	13.1
325	2010/07/11 16:00:34	0.750	87.4	11.3
326	2010/07/11 16:00:41	1.000	86.5	8.8
327	2010/07/11 16:00:42	0.875	86.2	8.7
328	2010/07/11 16:01:50	1.000	88.9	6.9
329	2010/07/11 16:01:52	0.750	93.4	12.0
330	2010/07/11 16:01:53	0.625	88.4	9.9
331	2010/07/11 16:02:03	0.750	88.6	6.3
332	2010/07/11 16:02:04	0.625	85.5	6.4
333	2010/07/11 16:02:05	0.875	92.3	12.3
334	2010/07/11 16:02:38	0.750	77.7	10.8
335	2010/07/11 16:02:40	1.000	77.5	7.4
336	2010/07/11 16:02:43	1.000	76.1	7.0
337	2010/07/11 16:03:22	0.750	77.7	9.4
338	2010/07/11 16:04:24	0.875	83.9	13.0
339	2010/07/11 16:04:31	1.000	81.2	10.0
340	2010/07/11 16:04:38	1.000	81.5	9.7
341	2010/07/11 16:04:52	0.750	81.0	10.7
342	2010/07/11 16:04:53	1.000	80.5	9.3
343	2010/07/11 16:05:13	0.625	80.0	11.5
344	2010/07/11 16:05:47	0.875	76.2	8.5
345	2010/07/11 16:06:23	0.875	79.2	7.7
346	2010/07/11 16:06:32	0.625	79.3	12.1
347	2010/07/11 16:06:55	0.500	96.4	13.8
348	2010/07/11 16:07:02	0.625	84.4	11.0
349	2010/07/11 16:07:37	0.750	87.1	10.4
350	2010/07/11 16:07:48	1.000	93.9	13.6

351	2010/07/11 16:08:03	0.875	86.0	12.5
352	2010/07/11 16:08:41	0.750	89.9	10.2
353	2010/07/11 16:08:46	0.875	92.9	9.1
354	2010/07/11 16:09:17	0.875	84.8	8.0
355	2010/07/11 16:09:34	1.000	82.9	10.8
356	2010/07/11 16:09:59	1.000	86.3	10.3
357	2010/07/11 16:11:23	0.625	89.9	10.4
358	2010/07/11 16:11:29	0.625	94.3	11.6
359	2010/07/11 16:11:39	0.875	84.4	9.9
360	2010/07/11 16:13:26	0.750	92.9	13.0
361	2010/07/11 16:13:54	0.625	80.1	10.5
362	2010/07/11 16:14:04	0.625	85.3	12.8
363	2010/07/11 16:14:13	0.750	82.5	11.1
364	2010/07/11 16:14:17	0.625	86.4	11.1
365	2010/07/11 16:14:29	0.750	90.5	12.4
366	2010/07/11 16:14:36	1.000	79.5	10.3
367	2010/07/11 16:15:39	0.625	83.5	12.5
368	2010/07/11 16:20:39	0.625	85.4	12.5
369	2010/07/11 16:20:57	0.750	86.0	8.6
370	2010/07/11 16:20:58	0.625	87.5	10.2
371	2010/07/11 16:20:59	0.500	91.1	12.2
372	2010/07/11 16:21:03	0.625	90.0	12.4
373	2010/07/11 16:21:04	0.500	90.7	12.4
374	2010/07/11 16:21:07	0.500	85.8	11.1
375	2010/07/11 16:21:09	0.625	83.6	10.5
376	2010/07/11 16:21:58	0.750	83.1	12.7
377	2010/07/11 16:22:01	1.000	80.4	10.6
378	2010/07/11 16:22:10	0.875	85.3	10.8
379	2010/07/11 16:22:19	0.625	85.4	13.0
380	2010/07/11 16:22:20	0.500	85.1	11.5
381	2010/07/11 16:26:12	0.500	86.6	13.5
382	2010/07/11 16:26:18	0.625	81.4	11.5
383	2010/07/11 16:26:39	0.750	85.0	12.0
384	2010/07/11 16:26:45	0.500	86.7	13.4

385	2010/07/11 16:26:54	0.625	81.4	12.1
386	2010/07/11 16:27:34	0.750	90.5	13.4
387	2010/07/11 16:27:47	0.625	91.7	13.6
388	2010/07/11 16:30:50	0.750	77.1	12.0
389	2010/07/11 16:30:54	0.875	84.4	9.7
390	2010/07/11 16:30:56	0.875	83.3	10.7
391	2010/07/11 16:38:37	0.875	72.4	9.8
392	2010/07/11 16:38:54	1.000	79.7	11.1
393	2010/07/11 16:39:42	0.750	83.5	11.8
394	2010/07/11 16:39:54	0.625	85.2	12.9
395	2010/07/11 16:40:14	0.750	83.1	12.2
396	2010/07/11 16:40:17	0.875	81.7	9.1
397	2010/07/11 16:40:36	0.625	87.5	13.5
398	2010/07/11 16:40:46	0.750	87.9	13.1
399	2010/07/11 16:40:54	0.750	86.2	9.6
400	2010/07/11 16:41:00	0.625	82.2	10.4
401	2010/07/11 16:41:11	1.000	87.8	8.9
402	2010/07/11 16:41:53	0.875	89.9	7.8
403	2010/07/11 16:42:15	0.875	84.7	7.0
404	2010/07/11 16:44:48	0.750	87.9	11.2
405	2010/07/11 16:44:49	0.875	88.5	11.7
406	2010/07/11 16:44:50	1.000	88.0	7.7
407	2010/07/11 16:44:51	0.750	87.4	9.7
408	2010/07/11 16:45:18	0.625	82.6	13.2
409	2010/07/11 16:45:53	0.875	81.5	8.9
410	2010/07/11 16:47:08	0.625	86.8	10.0
411	2010/07/11 16:47:23	1.000	87.7	8.2
412	2010/07/11 16:47:27	0.625	79.8	7.7
413	2010/07/11 16:48:04	0.625	84.6	6.3
414	2010/07/11 16:48:09	0.625	84.6	6.7
415	2010/07/11 16:48:10	0.750	82.9	8.8
416	2010/07/11 16:48:12	0.625	78.1	9.1
417	2010/07/11 16:48:14	0.625	84.1	12.4
418	2010/07/11 17:08:08	0.875	68.1	8.7

419	2010/07/11 17:09:56	0.750	67.9	10.6
420	2010/07/11 17:14:21	0.875	89.1	13.3
421	2010/07/11 17:14:31	0.625	79.3	10.9
422	2010/07/11 17:15:25	1.000	65.6	9.4
423	2010/07/11 17:15:49	0.500	90.9	8.5
424	2010/07/11 17:15:51	0.625	87.6	10.1
425	2010/07/11 17:16:12	1.000	72.0	8.1
426	2010/07/11 17:16:15	0.625	87.1	13.4
427	2010/07/11 17:16:19	0.750	91.8	13.5
428	2010/07/11 17:17:15	0.750	93.2	9.7
429	2010/07/11 17:17:16	0.625	94.6	8.7
430	2010/07/11 17:17:17	0.750	94.8	11.3
431	2010/07/11 17:17:19	0.750	75.9	10.9
432	2010/07/11 17:17:20	1.000	91.6	12.5
433	2010/07/11 17:17:32	0.500	92.7	13.1
434	2010/07/11 17:17:34	0.625	88.8	9.7
435	2010/07/11 17:17:34	0.625	89.5	9.6
436	2010/07/11 17:17:37	0.875	92.5	10.7
437	2010/07/11 17:17:40	0.625	91.2	9.7
438	2010/07/11 17:17:40	0.625	86.0	10.1
439	2010/07/11 17:17:53	0.625	91.5	13.7
440	2010/07/11 17:18:00	0.625	84.0	12.2
441	2010/07/11 17:18:01	0.875	81.0	9.7
442	2010/07/11 17:18:14	0.875	81.3	9.7
443	2010/07/11 17:18:25	0.875	80.1	12.0
444	2010/07/11 17:18:34	0.750	81.2	9.8
445	2010/07/11 17:18:56	0.625	89.5	13.0
446	2010/07/11 17:19:06	1.000	83.9	6.4
447	2010/07/11 17:19:22	0.750	90.3	12.3
448	2010/07/11 17:19:24	0.750	84.2	11.5
449	2010/07/11 17:19:30	0.625	87.0	11.1
450	2010/07/11 17:19:32	0.500	86.9	11.6
451	2010/07/11 17:19:32	0.875	90.0	10.6
452	2010/07/11 17:19:34	0.750	87.0	10.4

453	2010/07/11 17:19:35	0.500	90.3	12.4
454	2010/07/11 17:19:42	0.750	89.4	7.9
455	2010/07/11 17:19:43	0.750	90.4	8.9
456	2010/07/11 17:19:45	0.875	88.0	9.2
457	2010/07/11 17:19:46	0.500	87.0	9.4
458	2010/07/11 17:19:47	0.875	82.1	10.1
459	2010/07/11 17:19:48	1.000	92.5	13.1
460	2010/07/11 17:19:50	0.750	83.2	9.5
461	2010/07/11 17:19:51	0.625	88.1	11.8
462	2010/07/11 17:19:55	0.875	92.6	10.3
463	2010/07/11 17:19:56	1.000	91.3	7.5
464	2010/07/11 17:19:57	0.750	91.3	9.6
465	2010/07/11 17:19:59	0.750	89.4	10.3
466	2010/07/11 17:20:01	1.000	86.6	10.1
467	2010/07/11 17:20:09	0.625	89.4	11.3
468	2010/07/11 17:20:16	0.750	89.0	11.9
469	2010/07/11 17:20:20	0.625	89.5	9.8
470	2010/07/11 17:20:21	0.625	91.7	11.4
471	2010/07/11 17:20:22	0.625	88.1	11.6
472	2010/07/11 17:20:23	0.625	85.8	10.3
473	2010/07/11 17:20:24	0.750	92.4	12.6
474	2010/07/11 17:20:25	0.625	89.7	10.6
475	2010/07/11 17:20:25	1.000	92.4	9.3
476	2010/07/11 17:20:27	0.750	92.7	8.3
477	2010/07/11 17:20:31	0.625	89.7	9.2
478	2010/07/11 17:20:34	0.625	82.8	8.4
479	2010/07/11 17:20:35	0.625	90.8	12.4
480	2010/07/11 17:20:58	0.875	79.2	8.5
481	2010/07/11 17:21:54	1.000	83.2	8.1
482	2010/07/11 17:22:44	0.750	76.4	10.1
483	2010/07/11 17:32:24	0.500	89.4	13.8
484	2010/07/11 17:32:50	0.500	91.7	13.9
485	2010/07/11 17:35:32	0.750	84.1	12.1
486	2010/07/11 17:35:34	0.625	89.3	11.8

487	2010/07/11 17:35:35	0.750	94.6	12.3
488	2010/07/11 17:35:44	0.625	91.9	9.8
489	2010/07/11 17:35:44	0.750	89.3	9.7
490	2010/07/11 17:35:47	0.875	87.2	6.5
491	2010/07/11 17:35:49	0.625	88.9	10.9
492	2010/07/11 17:35:52	0.875	89.7	11.2
493	2010/07/11 17:36:10	0.625	88.0	9.6
494	2010/07/11 17:36:11	0.875	79.6	10.0
495	2010/07/11 17:36:19	0.750	93.5	12.1
496	2010/07/11 17:36:20	0.625	87.4	10.9
497	2010/07/11 17:36:34	1.000	86.2	10.3
498	2010/07/11 17:36:43	0.875	87.8	10.0
499	2010/07/11 17:36:44	0.625	83.0	9.3
500	2010/07/11 17:36:45	1.000	86.4	9.7
501	2010/07/11 17:36:47	0.625	81.9	8.8
502	2010/07/11 17:36:48	0.625	85.5	10.8
503	2010/07/11 17:36:49	0.875	84.0	9.8
504	2010/07/11 17:36:55	0.625	89.8	13.3
505	2010/07/11 17:36:56	0.625	92.5	10.5
506	2010/07/11 17:36:57	0.500	89.8	10.5
507	2010/07/11 17:40:01	1.000	69.8	8.3
508	2010/07/11 17:42:43	0.625	85.6	13.2
509	2010/07/11 17:42:46	1.000	88.7	8.8
510	2010/07/11 17:42:50	0.625	90.9	8.4
511	2010/07/11 17:43:42	1.000	77.4	10.4
512	2010/07/11 17:46:58	0.625	88.9	11.5
513	2010/07/11 17:48:39	0.625	85.5	11.0
514	2010/07/11 17:48:40	1.000	84.7	10.0
515	2010/07/11 17:48:46	0.625	88.3	13.0
516	2010/07/11 17:48:47	0.750	97.6	11.1
517	2010/07/11 17:48:54	0.750	84.8	11.8
518	2010/07/11 17:48:55	0.625	84.0	10.4
519	2010/07/11 17:48:58	1.000	91.4	13.5
520	2010/07/11 17:49:11	0.625	90.1	9.2

521	2010/07/11 17:49:26	0.500	83.1	12.9
522	2010/07/11 17:49:39	0.625	87.7	13.4
523	2010/07/11 17:50:00	0.625	88.7	9.7
524	2010/07/11 17:50:08	0.750	91.5	11.2
525	2010/07/11 17:50:09	0.625	85.5	10.0
526	2010/07/11 17:50:19	0.750	85.0	11.9
527	2010/07/11 17:50:21	0.500	87.1	11.9
528	2010/07/11 17:50:22	0.625	85.4	10.9
529	2010/07/11 17:50:27	0.750	83.7	10.2
530	2010/07/11 17:50:32	0.750	90.8	9.2
531	2010/07/11 17:50:36	0.625	84.4	12.2
532	2010/07/11 17:50:37	0.750	89.1	10.3
533	2010/07/11 17:50:39	0.750	94.7	13.7
534	2010/07/11 17:50:45	0.625	91.9	12.5
535	2010/07/11 17:50:46	0.625	93.6	11.2
536	2010/07/11 17:50:47	0.750	85.1	12.1
537	2010/07/11 17:50:48	0.750	84.6	11.4
538	2010/07/11 17:50:48	0.875	88.3	8.4
539	2010/07/11 17:50:50	0.875	90.9	10.4
540	2010/07/11 17:50:59	1.000	91.9	12.7
541	2010/07/11 17:51:01	0.750	93.4	11.2
542	2010/07/11 17:51:06	0.625	93.9	10.9
543	2010/07/11 17:51:10	0.750	95.3	9.7
544	2010/07/11 17:51:11	0.750	94.2	9.5
545	2010/07/11 17:51:22	0.750	83.1	7.7
546	2010/07/11 17:51:26	0.750	86.2	9.2
547	2010/07/11 17:51:28	0.750	88.0	9.0
548	2010/07/11 17:51:32	0.625	87.5	12.8
549	2010/07/11 17:59:22	0.750	80.2	9.3
550	2010/07/11 17:59:25	0.625	86.8	11.9
551	2010/07/11 17:59:28	0.875	87.4	8.9
552	2010/07/11 17:59:38	0.625	90.8	11.9
553	2010/07/11 17:59:41	0.625	82.8	8.5
554	2010/07/11 17:59:41	0.875	87.3	9.9

555	2010/07/11 17:59:44	0.750	79.9	9.3
556	2010/07/11 17:59:45	0.750	77.1	7.6
557	2010/07/11 18:00:04	1.000	89.4	11.3
558	2010/07/11 18:00:05	0.750	89.8	9.9
559	2010/07/11 18:00:06	0.875	91.4	8.8
560	2010/07/11 18:00:09	1.000	82.2	6.5
561	2010/07/11 18:00:15	0.750	88.5	13.4
562	2010/07/11 18:00:21	0.625	82.7	10.3
563	2010/07/11 18:00:22	0.750	87.1	10.5
564	2010/07/11 18:00:23	0.625	83.4	9.9
565	2010/07/11 18:00:30	0.625	87.6	12.1
566	2010/07/11 18:00:37	0.625	84.5	10.2
567	2010/07/11 18:00:38	1.000	87.0	10.1
568	2010/07/11 18:00:39	0.625	90.5	12.7
569	2010/07/11 18:02:49	0.750	75.6	12.0
570	2010/07/11 18:04:33	0.625	87.0	13.2
571	2010/07/11 18:16:47	1.000	83.1	11.9
572	2010/07/11 18:17:47	1.000	91.2	13.5
573	2010/07/11 18:17:49	0.875	86.7	9.8
574	2010/07/11 18:17:50	1.000	94.5	13.1
575	2010/07/11 18:18:05	0.750	91.1	10.3
576	2010/07/11 18:18:24	0.750	93.8	11.4
577	2010/07/11 18:18:33	1.000	88.2	7.6
578	2010/07/11 18:18:35	1.000	87.9	7.5
579	2010/07/11 18:18:37	0.625	92.7	8.9
580	2010/07/11 18:18:46	1.000	82.2	7.9
581	2010/07/11 18:19:00	1.000	91.8	9.1
582	2010/07/11 18:19:41	1.000	76.6	9.0
583	2010/07/11 18:20:14	1.000	87.0	9.4
584	2010/07/11 18:20:23	0.625	80.8	10.6
585	2010/07/11 18:20:33	0.875	83.6	12.3
586	2010/07/11 18:20:44	1.000	78.7	8.3
587	2010/07/11 18:20:48	0.750	79.9	9.0
588	2010/07/11 18:20:49	0.750	77.7	8.2

589	2010/07/11 18:21:24	0.500	83.9	13.0
590	2010/07/11 18:21:29	0.875	85.3	11.9
591	2010/07/11 18:21:47	0.875	93.9	6.2
592	2010/07/11 18:21:51	0.750	89.9	6.2
593	2010/07/11 18:21:53	1.000	81.0	7.3
594	2010/07/11 18:22:21	0.625	77.7	10.1
595	2010/07/11 18:22:58	1.000	80.5	10.3
596	2010/07/11 18:22:59	0.875	80.1	8.1
597	2010/07/11 18:23:42	0.750	90.6	10.8
598	2010/07/11 18:23:47	0.750	94.0	9.8
599	2010/07/11 18:23:49	0.625	94.3	10.9
600	2010/07/11 18:24:00	0.625	93.1	6.5
601	2010/07/11 18:24:05	0.750	93.3	8.8
602	2010/07/11 18:24:07	1.000	89.2	6.7
603	2010/07/11 18:24:19	0.750	88.0	6.6
604	2010/07/11 18:24:23	0.875	93.3	12.0
605	2010/07/11 18:24:29	0.625	89.9	11.4
606	2010/07/11 18:24:48	1.000	73.6	7.1
607	2010/07/11 18:25:14	1.000	94.0	10.8
608	2010/07/11 18:25:25	0.875	87.2	11.0
609	2010/07/11 18:25:39	0.625	92.0	9.9
610	2010/07/11 18:25:54	0.750	79.7	9.0
611	2010/07/11 18:25:55	0.875	74.0	10.6
612	2010/07/11 18:25:58	1.000	93.4	14.0
613	2010/07/11 18:26:04	1.000	95.6	7.6
614	2010/07/11 18:26:08	0.625	93.7	12.2
615	2010/07/11 18:26:21	0.750	93.6	13.0
616	2010/07/11 18:26:22	0.875	95.4	10.4
617	2010/07/11 18:26:33	1.000	88.6	6.7
618	2010/07/11 18:26:48	1.000	93.4	8.7
619	2010/07/11 18:27:03	0.750	80.3	6.9
620	2010/07/11 18:27:09	0.875	83.9	7.1
621	2010/07/11 18:27:11	0.750	76.9	7.1
622	2010/07/11 18:27:31	0.750	81.0	11.0

623	2010/07/11 18:27:32	0.875	80.8	8.4
624	2010/07/11 18:27:34	0.625	79.8	8.8
625	2010/07/11 18:27:38	0.750	80.6	9.0
626	2010/07/11 18:27:54	1.000	79.4	9.6
627	2010/07/11 18:28:04	0.750	78.4	7.9
628	2010/07/11 18:28:17	0.750	82.4	10.4
629	2010/07/11 18:28:22	1.000	84.3	11.1
630	2010/07/11 18:28:28	1.000	98.3	7.5
631	2010/07/11 18:28:30	0.750	92.1	7.4
632	2010/07/11 18:29:29	0.875	90.8	10.2
633	2010/07/11 18:29:37	1.000	92.0	7.0
634	2010/07/11 18:29:45	0.625	90.4	13.1
635	2010/07/11 18:29:51	0.625	90.2	13.1
636	2010/07/11 18:30:01	0.750	81.4	8.1
637	2010/07/11 18:30:02	0.625	88.5	12.6
638	2010/07/11 18:30:07	0.750	83.0	8.5
639	2010/07/11 18:30:14	0.750	81.8	10.8
640	2010/07/11 18:30:30	0.875	79.9	9.2
641	2010/07/11 18:30:32	0.875	97.6	10.0
642	2010/07/11 18:30:43	0.625	86.2	13.4
643	2010/07/11 18:31:35	0.750	87.9	10.5
644	2010/07/11 18:31:47	1.000	86.9	10.6
645	2010/07/11 18:31:52	0.875	83.7	9.1
646	2010/07/11 18:31:54	1.000	82.2	9.4
647	2010/07/11 18:31:56	0.625	92.5	13.6
648	2010/07/11 18:32:12	0.625	82.4	11.0
649	2010/07/11 18:32:13	0.875	84.6	11.8
650	2010/07/11 18:32:38	0.500	88.0	12.1
651	2010/07/11 18:32:40	0.875	78.9	12.5
652	2010/07/11 18:42:56	0.625	92.2	13.6
653	2010/07/11 18:42:58	1.000	83.5	13.2
654	2010/07/11 18:43:04	1.000	82.7	7.2
655	2010/07/11 18:43:15	0.875	79.2	9.5
656	2010/07/11 18:43:17	0.875	77.9	7.7

657	2010/07/11 18:43:20	0.875	81.6	10.2
658	2010/07/11 18:43:30	0.625	93.9	13.4
659	2010/07/11 18:43:33	0.500	92.0	13.6
660	2010/07/11 18:43:41	0.625	93.3	13.3
661	2010/07/11 18:43:55	0.500	83.7	12.0
662	2010/07/11 18:44:14	1.000	90.2	10.7
663	2010/07/11 18:44:17	0.750	85.9	9.2
664	2010/07/11 18:44:30	1.000	87.1	6.5
665	2010/07/11 18:44:43	1.000	95.7	12.9
666	2010/07/11 18:45:13	0.875	84.7	9.2
667	2010/07/11 18:46:57	1.000	75.2	7.6
668	2010/07/11 18:49:56	0.625	81.2	12.0
669	2010/07/11 18:50:10	0.750	75.5	9.6
670	2010/07/11 18:50:41	0.875	87.8	11.8
671	2010/07/11 18:50:59	0.875	90.6	11.9
672	2010/07/11 18:51:09	1.000	84.5	9.4
673	2010/07/11 18:51:40	0.750	82.8	7.5
674	2010/07/11 18:51:43	0.750	87.2	12.8
675	2010/07/11 18:51:55	0.625	91.9	13.6
676	2010/07/11 18:57:45	0.750	79.2	8.8
677	2010/07/11 18:57:51	0.750	83.3	11.1
678	2010/07/11 18:57:57	0.625	80.5	9.6
679	2010/07/11 18:58:08	0.625	81.4	12.2
680	2010/07/11 19:09:38	0.750	82.0	10.9
681	2010/07/11 19:10:12	0.625	79.6	10.7
682	2010/07/11 19:10:13	0.750	79.2	7.5
683	2010/07/11 19:10:17	0.625	84.4	13.2
684	2010/07/11 19:11:20	0.750	86.5	10.7
685	2010/07/11 19:11:24	0.625	84.8	9.8
686	2010/07/11 19:11:26	0.625	93.5	12.8
687	2010/07/11 19:11:27	0.750	84.2	13.0
688	2010/07/11 19:14:49	0.750	95.8	8.3
689	2010/07/11 19:14:54	1.000	84.5	11.3
690	2010/07/11 19:15:04	0.875	81.4	8.1

691	2010/07/11 19:15:14	0.750	94.1	10.8
692	2010/07/11 19:15:32	0.750	92.3	7.9
693	2010/07/11 19:15:43	0.875	87.9	11.8
694	2010/07/11 19:16:13	1.000	74.4	9.2
695	2010/07/11 19:16:15	0.625	77.1	12.8
696	2010/07/11 19:16:27	0.625	76.6	11.6
697	2010/07/11 19:16:54	0.875	86.3	12.7
698	2010/07/11 19:20:26	0.625	96.5	10.7
699	2010/07/11 19:22:28	0.750	94.3	11.0
700	2010/07/11 19:22:37	0.625	97.1	10.7
701	2010/07/11 19:22:47	0.500	92.8	13.6
702	2010/07/11 19:23:23	0.625	85.9	10.1
703	2010/07/11 19:23:24	0.750	77.4	10.2
704	2010/07/11 19:23:30	1.000	89.2	11.2
705	2010/07/11 19:23:35	0.625	85.1	10.5
706	2010/07/11 19:23:47	0.625	96.3	11.0
707	2010/07/11 19:24:30	0.625	91.0	12.2
708	2010/07/11 19:24:38	0.625	89.1	12.8
709	2010/07/11 19:24:39	0.750	87.7	10.8
710	2010/07/11 19:25:06	0.750	90.3	9.4
711	2010/07/11 19:25:07	0.625	85.3	9.3
712	2010/07/11 19:25:08	0.500	85.7	10.8
713	2010/07/11 19:25:11	0.625	95.0	14.0
714	2010/07/11 19:25:12	0.625	93.7	11.8
715	2010/07/11 19:25:20	0.750	91.2	11.3
716	2010/07/11 19:27:02	0.625	82.8	8.1
717	2010/07/11 19:30:14	0.625	90.1	11.2
718	2010/07/11 19:30:16	1.000	85.2	10.0
719	2010/07/11 19:30:17	0.750	81.5	8.6
720	2010/07/11 19:30:18	0.875	84.5	11.1
721	2010/07/11 19:30:29	0.750	87.2	10.6
722	2010/07/11 19:30:30	0.500	87.6	11.7
723	2010/07/11 19:30:32	0.625	89.9	11.1
724	2010/07/11 19:32:23	1.000	83.6	10.1

725	2010/07/11 19:32:37	0.500	80.4	12.9
726	2010/07/11 19:32:41	0.625	92.2	13.9
727	2010/07/11 19:32:42	0.625	85.0	12.7
728	2010/07/11 19:32:43	0.625	84.8	12.1
729	2010/07/11 19:32:47	0.625	82.9	11.3
730	2010/07/11 19:33:08	0.625	93.5	14.0
731	2010/07/11 19:33:17	1.000	83.7	9.8
732	2010/07/11 19:38:17	1.000	88.2	10.1
733	2010/07/11 19:38:19	0.500	92.1	13.1
734	2010/07/11 19:39:37	0.500	88.1	13.3
735	2010/07/11 19:44:31	0.875	90.5	11.4
736	2010/07/11 19:44:38	0.625	79.5	11.1
737	2010/07/11 19:44:42	0.750	86.8	11.0
738	2010/07/11 19:44:54	1.000	77.0	9.3
739	2010/07/11 19:47:59	0.625	84.5	12.3
740	2010/07/11 19:48:12	0.625	87.9	12.0
741	2010/07/11 19:48:15	0.625	90.8	12.1
742	2010/07/11 19:48:18	0.875	91.6	12.2
743	2010/07/11 19:49:12	0.625	78.3	12.4
744	2010/07/11 19:49:30	0.500	92.2	13.7
745	2010/07/11 19:50:10	1.000	75.6	9.9
746	2010/07/11 19:50:57	0.750	72.0	11.5
747	2010/07/11 19:51:12	0.625	75.0	10.3
748	2010/07/11 19:51:14	0.750	73.6	11.0
749	2010/07/11 19:52:03	0.625	82.1	12.8
750	2010/07/11 19:53:01	0.750	72.0	10.9
751	2010/07/11 20:25:10	1.000	89.7	8.2
752	2010/07/11 20:25:14	0.625	86.2	12.7
753	2010/07/11 20:25:20	1.000	83.2	8.0
754	2010/07/11 20:27:29	0.875	88.9	8.3
755	2010/07/11 20:27:48	0.875	92.1	8.2
756	2010/07/11 20:27:53	0.625	90.9	10.5
757	2010/07/11 20:29:28	0.500	98.2	13.4
758	2010/07/11 20:30:23	0.875	87.3	10.1

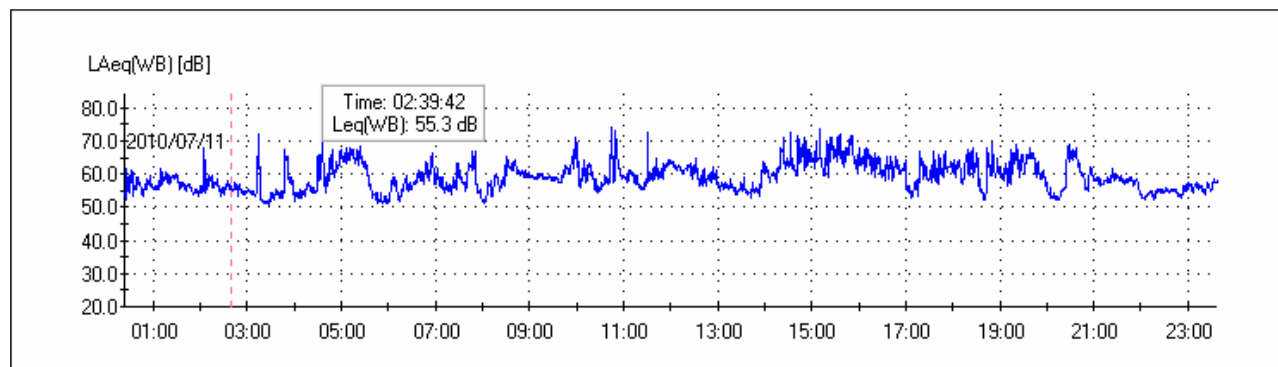
759	2010/07/11 20:30:37	0.875	86.1	12.6
760	2010/07/11 20:30:46	0.875	82.8	11.5
761	2010/07/11 21:24:58	0.875	74.4	8.3

RICONOSCIMENTO COMPONENTI TONALI

Al fine di individuare la presenza di Componenti Tonalì (CT) nel rumore, si effettua un'analisi spettrale per bande normalizzate di 1/3 di ottava. Si considerano esclusivamente le CT aventi carattere stazionario nel tempo ed in frequenza.

L'analisi è stata svolta nell'intervallo di frequenza compreso tra 20 Hz e 20 KHz.

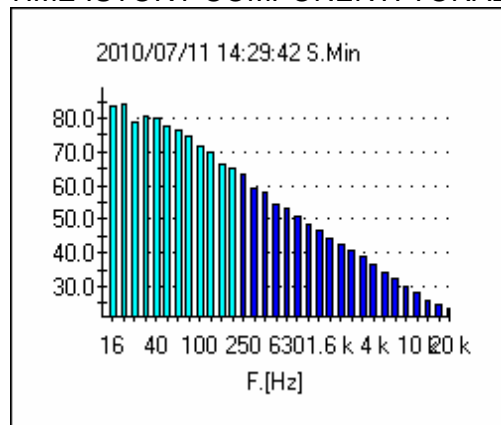
Si è in presenza di una CT se il livello minimo di una banda supera i livelli minimi delle bande adiacenti per almeno 5 dB.



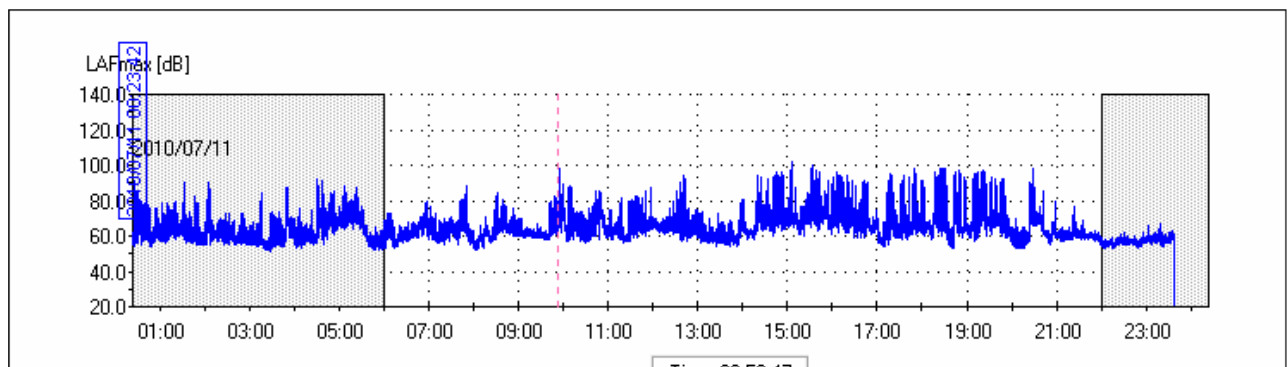
SOGLIE PENALIZZAZIONE	
Persistenza BF	5%

Persistenza AF	5%
TONALI [Hz]	PERSIST [%]
Freq: 315	0.1
PENALIZZAZIONI	
Penalizzazione BF: No	
Penalizzazione AF: No	

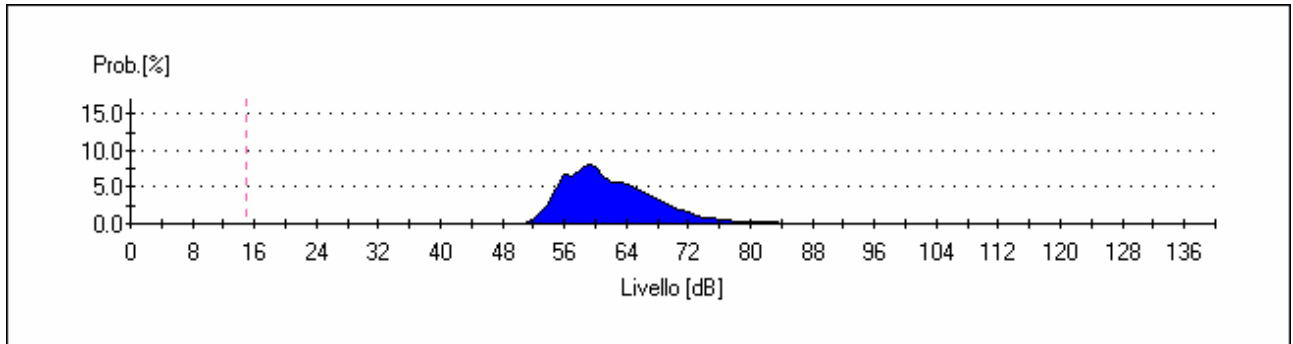
TIME HISTORY COMPONENTI TONALI



IL GRAFICO DEL CLIMA ACUSTICO GIORNALIERO



DISTRIBUTIVA



CUMULATIVA

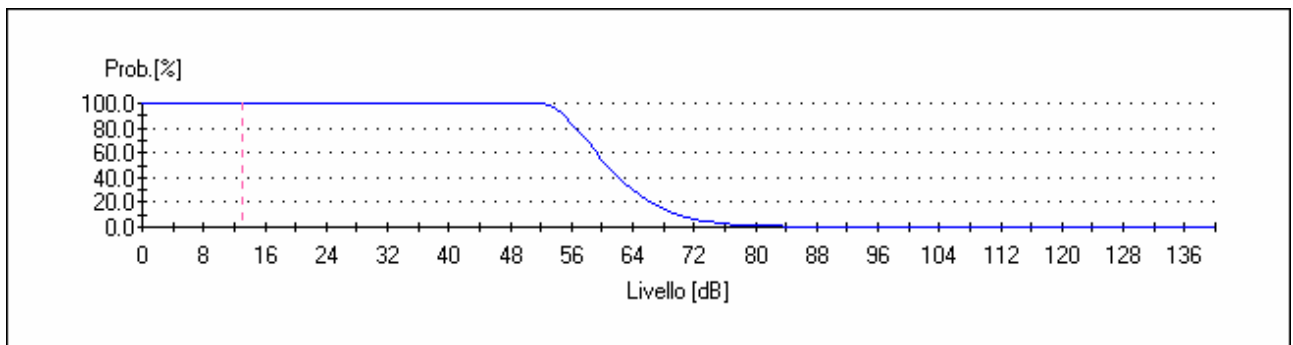
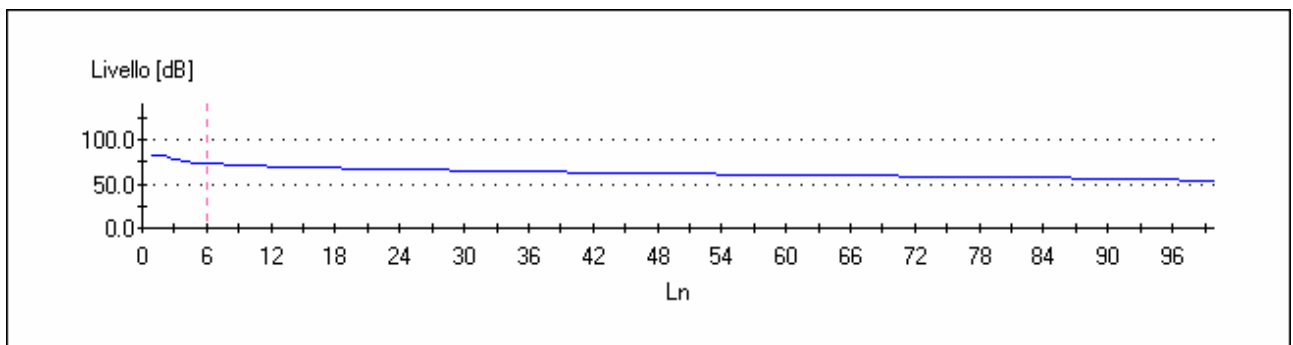


GRAFICO PERCENTILI



Livelli statistici L1, L5, L10, L50, L90, L95, L99; nelle 24 ore

Percentile	Leq.[dB]
0	82.0
1	82.0
2	78.0
3	76.0
4	74.0
5	73.5
6	73.0
7	72.0
8	71.5
9	71.0
10	70.5
11	70.0
12	69.7
13	69.3
14	69.0
15	68.7
16	68.3
17	68.0
18	67.8
19	67.5
20	67.3
21	67.0
22	66.8
23	66.5
24	66.3
25	66.0
26	65.8
27	65.6
28	65.4
29	65.2
30	65.0
31	64.8
32	64.6

33	64.4
34	64.2
35	64.0
36	63.8
37	63.7
38	63.5
39	63.3
40	63.2
41	63.0
42	62.8
43	62.7
44	62.5
45	62.3
46	62.2
47	62.0
48	61.8
49	61.7
50	61.5
51	61.3
52	61.2
53	61.0
54	60.9
55	60.8
56	60.6
57	60.5
58	60.4
59	60.3
60	60.1
61	60.0
62	59.9
63	59.8
64	59.6
65	59.5
66	59.4

67	59.3
68	59.1
69	59.0
70	58.9
71	58.7
72	58.6
73	58.4
74	58.3
75	58.1
76	58.0
77	57.9
78	57.7
79	57.6
80	57.4
81	57.3
82	57.1
83	57.0
84	56.9
85	56.7
86	56.6
87	56.4
88	56.3
89	56.1
90	56.0
91	55.8
92	55.5
93	55.3
94	55.0
95	54.7
96	54.3
97	54.0
98	53.5
99	53.0

LIVELLI PERCENTILI DIURNI

Percentile	Leq.[dB]
0	85.0
1	85.0
2	80.0
3	78.0
4	76.0
5	75.0
6	74.0
7	73.0
8	72.5
9	72.0
10	71.5
11	71.0
12	70.5
13	70.0
14	69.7
15	69.3
16	69.0
17	68.8
18	68.5
19	68.3
20	68.0
21	67.8
22	67.5
23	67.3
24	67.0
25	66.8
26	66.6

27	66.4
28	66.2
29	66.0
30	65.8
31	65.7
32	65.5
33	65.3
34	65.2
35	65.0
36	64.9
37	64.7
38	64.6
39	64.4
40	64.3
41	64.1
42	64.0
43	63.9
44	63.7
45	63.6
46	63.4
47	63.3
48	63.1
49	63.0
50	62.9
51	62.7
52	62.6
53	62.4
54	62.3
55	62.1
56	62.0
57	61.9
58	61.7
59	61.6
60	61.4

61	61.3
62	61.1
63	61.0
64	60.9
65	60.8
66	60.7
67	60.6
68	60.4
69	60.3
70	60.2
71	60.1
72	60.0
73	59.9
74	59.8
75	59.7
76	59.6
77	59.4
78	59.3
79	59.2
80	59.1
81	59.0
82	58.8
83	58.7
84	58.5
85	58.3
86	58.2
87	58.0
88	57.8
89	57.6
90	57.4
91	57.2
92	57.0
93	56.7
94	56.3

95	56.0
96	55.5
97	55.0
98	54.0
99	53.0

LIVELLI PERCENTILI NOTTURNI

Percentile	Leq.[dB]
0	75.0
1	75.0
2	73.0
3	72.0
4	71.0
5	70.5
6	70.0
7	69.5
8	69.0
9	68.5
10	68.0
11	67.7
12	67.3
13	67.0
14	66.5
15	66.0
16	65.7
17	65.3
18	65.0
19	64.7
20	64.3
21	64.0
22	63.5
23	63.0

24	62.8
25	62.5
26	62.3
27	62.0
28	61.8
29	61.5
30	61.3
31	61.0
32	60.8
33	60.6
34	60.4
35	60.2
36	60.0
37	59.8
38	59.7
39	59.5
40	59.3
41	59.2
42	59.0
43	58.9
44	58.8
45	58.7
46	58.6
47	58.4
48	58.3
49	58.2
50	58.1
51	58.0
52	57.9
53	57.8
54	57.7
55	57.6
56	57.5
57	57.5

58	57.4
59	57.3
60	57.2
61	57.1
62	57.0
63	56.9
64	56.9
65	56.8
66	56.7
67	56.7
68	56.6
69	56.5
70	56.5
71	56.4
72	56.3
73	56.3
74	56.2
75	56.1
76	56.1
77	56.0
78	55.9
79	55.8
80	55.7
81	55.6
82	55.5
83	55.5
84	55.4
85	55.3
86	55.2
87	55.1
88	55.0
89	54.8
90	54.7
91	54.5

92	54.3
93	54.2
94	54.0
95	53.8
96	53.5
97	53.3
98	53.0
99	52.0

LIVELLI DI IMPULS- FAST E SLOW MAX NELLE 24 ORE		
LAIp [dB]	LASp [dB]	LAFp [dB]
97.1	84	92.5
96	83.6	91
102.3	92.9	97.6
107.3	95.5	102.4
103.1	94.2	98.3
79.3	71.5	76.2
107.3	95.5	102.4

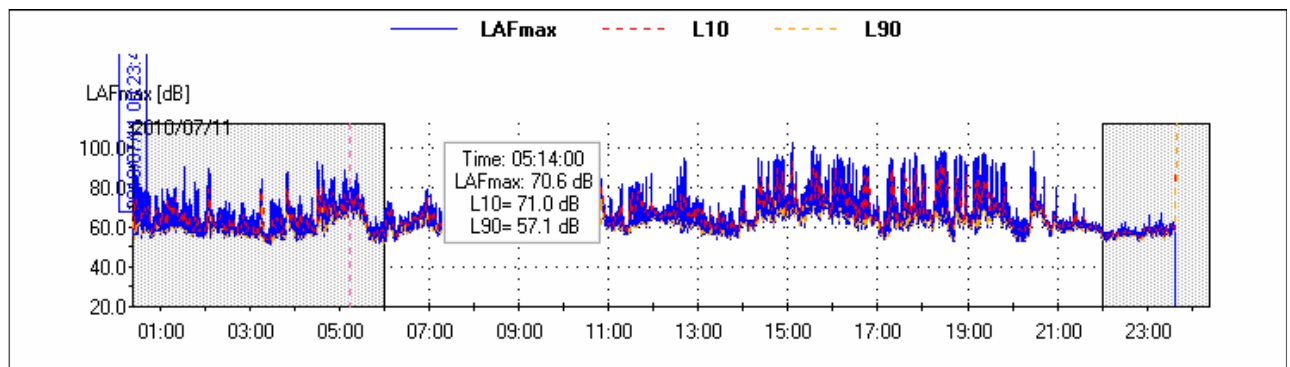
LIVELLI di Impuls – fast – slow massimi nelle 16 ore diurne

LIVELLI DI IMPULS- FAST E SLOW MAX DIURNI		
LAIp [dB]	LASp [dB]	LAFp [dB]
91.6	82.2	88.1
102.3	92.9	97.6
107.3	95.5	102.4
103.1	94.2	98.3
79.3	71.5	76.2
107.3	95.5	102.4

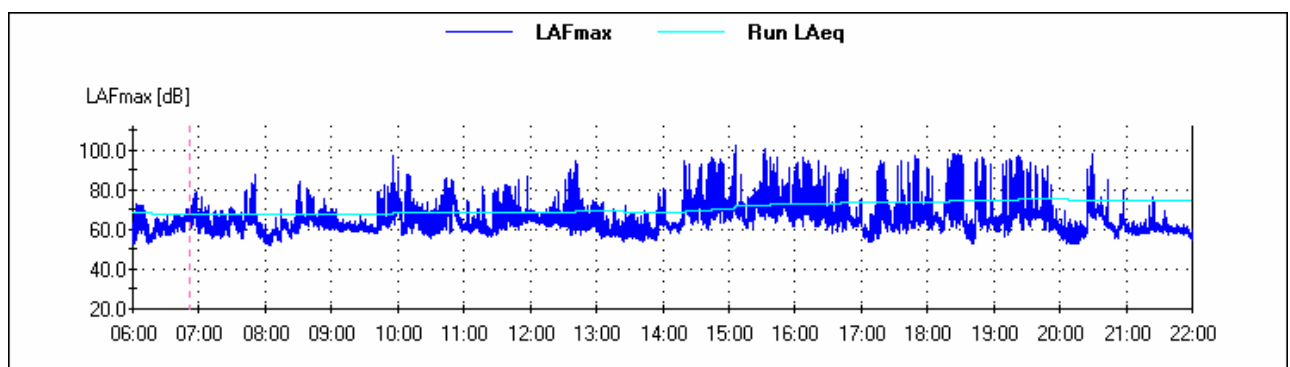
LIVELLI di Impuls – fast – slow massimi nelle 8 ore notturni

LIVELLI DI IMPULS- FAST E SLOW MAX NOTTURNI		
LAIp [dB]	LASp [dB]	LAFp [dB]
97.1	84	92.5
96	83.6	91
67.2	64.6	66.5
97,1	84	92,5

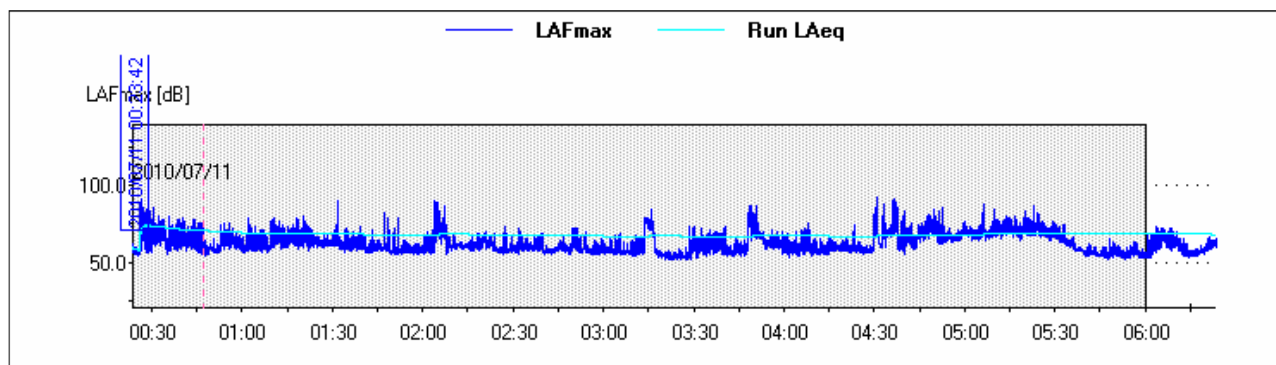
TIME HISTORY L10 – L90



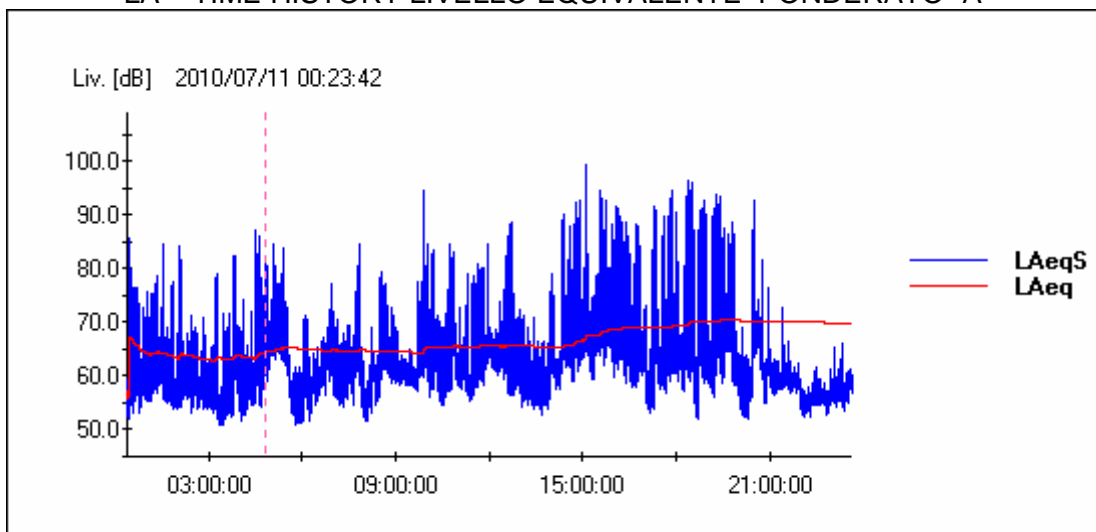
RUNNING Leq DIURNO



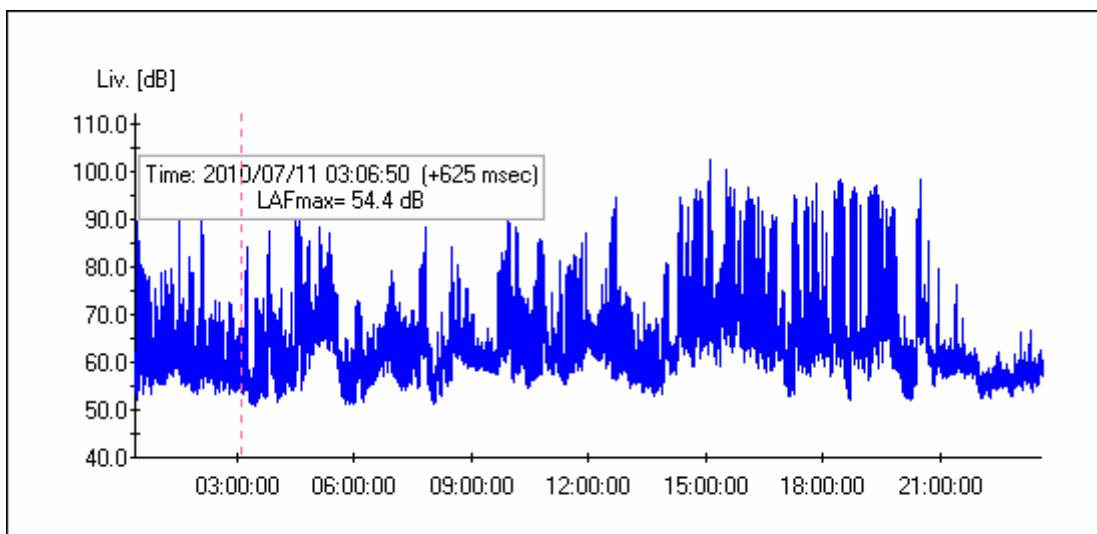
RUNNING Leq NOTTURNO



LA TIME HISTORY LIVELLO EQUIVALENTE PONDERATO "A"



LA TIME HISTORY LIVELLO PRESSIONE SONORA PONDERATA "A"



R2 - MISURE DI 24 ORE CON POSTAZIONE SEMI-FISSE

Punto	Ricettore R_27_S	Indirizzo VIA SANTA MARIA
Descrizione del punto di misura/ricettore		
<p align="center"><i>L'asta estensibile con il microfono posto all'altezza di mt. 4,00 dal piano di campagna è stata collocata sul marciapiede adiacente la carreggiata stradale su cavalcavia che incrocia la Via S. Maria e ad una distanza di mt 8 dal fabbricato esistente</i></p>		

Caratterizzazione del punto di misura/ricettore

Zonizzazione acustica e limiti diurni/notturni

<input type="checkbox"/>	Classe I	50 / 40 dB(a)
<input type="checkbox"/>	Classe II	55 / 45 dB(a)
<input checked="" type="checkbox"/>	Classe III	60 / 50 dB(a)
<input type="checkbox"/>	Classe IV	65 / 55 dB(a)

<input type="checkbox"/>	Classe V	70 / 60 dB(a)
<input type="checkbox"/>	Classe VI	70 / 70 dB(a)
Caratterizzazione delle sorgenti di rumore		
Tipologia	<input checked="" type="checkbox"/>	Traffico stradale
	<input type="checkbox"/>	Traffico ferroviario
	<input type="checkbox"/>	Cantiere
	<input type="checkbox"/>	Altro
Descrizione		
Strumentazione adottata		
Fonometro modello HD 2110 Classe 1, numero di serie 10060132243, - preamplificatore HD 2110 P, - microfono MK 221, numero di serie 34208 - Calibratore HD 2020 Classe 1 090 29825		
Punto	Ricettore	Indirizzo
	R_27_S	VIA SANTA MARIA

Sintesi misure (ante e post mascheramenti eventi anomali o sorgenti regolamentate da DPR)

Periodo	TR	Data	L _{AeqTR} [dBA]	K _I [dBA]	K _T [dBA]	K _B [dBA]	L _{AeqTRC} [dBA]	L _{lim} [dBA]
Giorno	6-22h	21/07/10	57.6	0	0		57.6	60
Notte	22-6h	21/07/10	52.0	0	0	0	52.0	50

RISULTATI MISURE

Codice misura	R_27_S
Data inizio	21/07/2010
Ora inizio	0.30.28
Note	

Parametri		24 ore	Giorno (T _R = 6/22)	Notte (T _R = 22/6)
L _{AeqTR}	[dBA]	56.5	57.6	52.0
L1	[dBA]	63.0	64.0	60.0
L5	[dBA]	60.0	60.5	56.0

L10	[dBA]	58.8	59.4	54.0
L50	[dBA]	54.2	55.6	50.0
L90	[dBA]	48.7	51.4	47.6
L95	[dBA]	48.0	50.0	47.1
L99	[dBA]	46.0	47.0	46.0
Llmax	[dBA]	95.0	95.0	79.1
LFmax	[dBA]	91.3	94.3	76.9
LSmax	[dBA]	86.2	86.7	70.3
KI	[dBA]	0	0	0
KT	[dBA]	0	0	0
KB	[dBA]	0	0	0
L _{Aeq} TRC		56.5	57.6	52.0

Note:

Punto	Ricettore	Indirizzo
	R_27_S	VIA SANTA MARIA

Sorgente stradale:

	6/9h	9/14h	14/19h	19/22h	Media	22/2h	2/6 h	Media
Veic. Leggeri / 10'	46	122	126	35	82.25	15	38	26.5
Veic. Pesanti / 10'	2	0	0	0	0.5	0	3	1.5
Motocicli / 10'	8	26	18	19	17.75	7	2	4.5
	6/9h	9/14h	14/19h	19/22h	Media	22/2h	2/6 h	Media
Condizioni cielo	SERENO	SERENO	SERENO	SERENO		SERENO	SERENO	
Temperatura	28.6	31.5	30.5	29	29.9	27.5	25.6	26.55
Umidità relativa	65	62	58	65	62.5	58	68	63
Velocità vento	0.7	0.3	0.2	0.3	0.375	0.2	0.3	0.25
Direzione vento	N	N E	N	N E		N E	N N E	

Fotografia del punto di misura

MONITORAGGIO EMISSIONI DI RUMORE PER LA
MAPPATURA DI CLIMA ACUSTICO VOL.2/2*Codice documento*

AS0106_F0.docxF0

Rev

F0

Data

20/06/2011



Punto

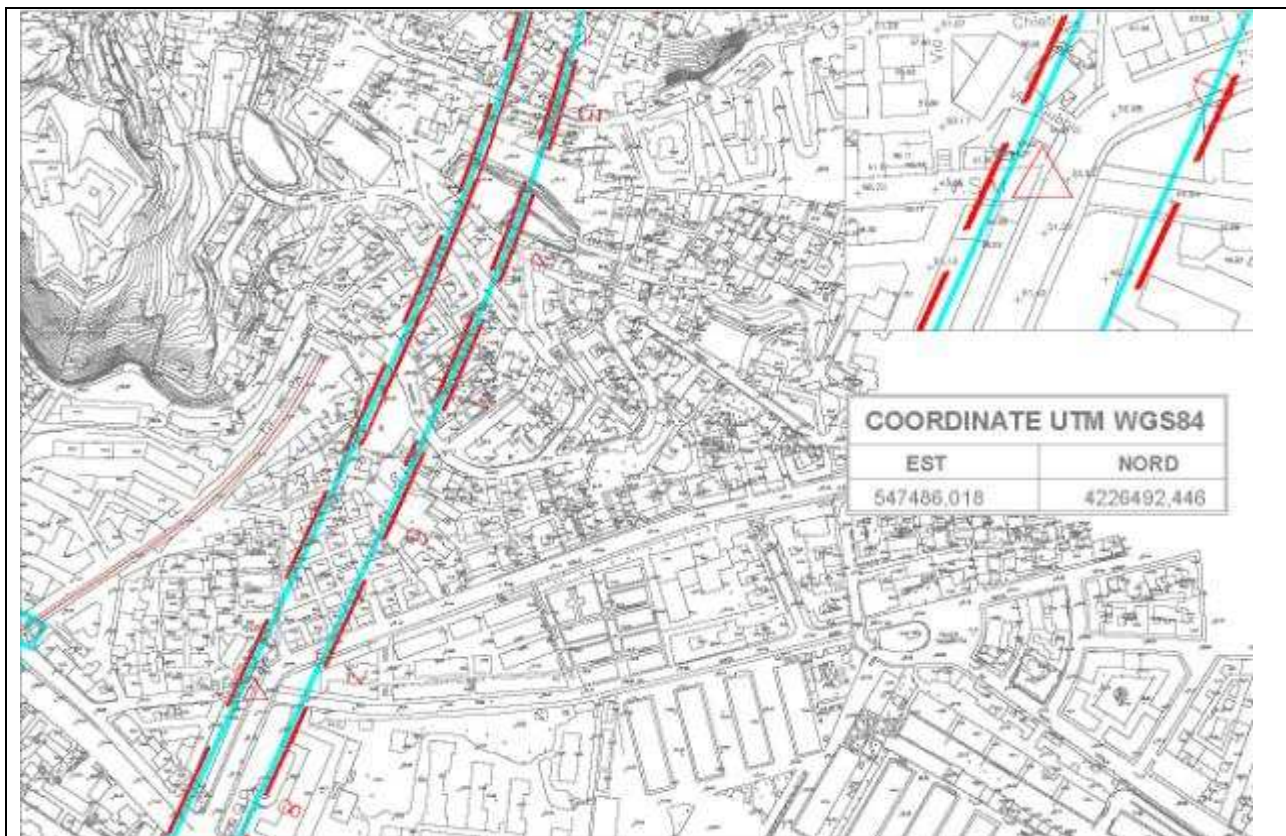
Ricettore

R_27_S

Indirizzo

VIA SANTA MARIA

Localizzazione planimetrica



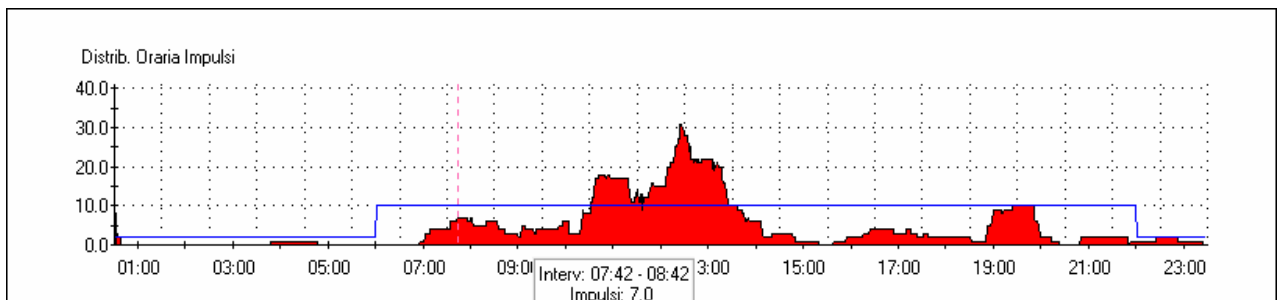
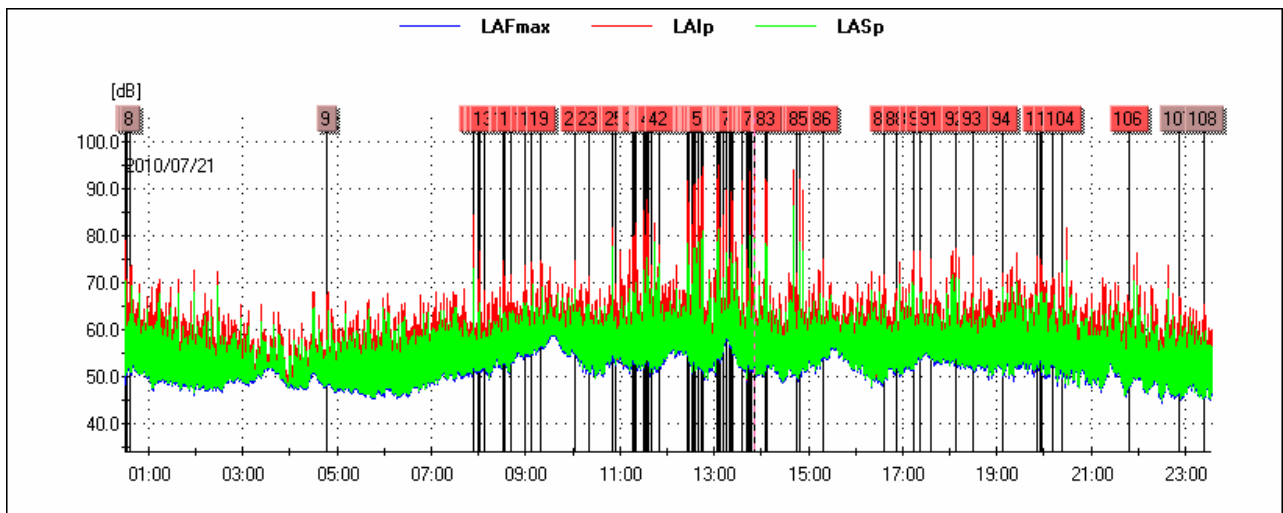
DATA	Tecnico competente: Studio tecnico ing. Giovanni Chiovetta	
	geom. Antonino Campione	Ing. Giovanni Chiovetta

RICONOSCIMENTO COMPONENTI IMPULSIVE

Il rumore presenta Componenti Impulsive (CI) quando sono verificate le condizioni seguenti:

- ripetitività di n° eventi impulsivi (n°10/ora di giorno e n°2/ora di notte);
- differenza tra LA_{max} e LA_{Smax} superiore a 6 dB;
- durata dell'evento a -10 dB dal valore LA_{Fmax} inferiore a 1 s.

La ripetitività viene dimostrata mediante registrazione grafica del livello di pressione sonora ponderato A fast effettuata durante il tempo di misura TM.



Lista degli impulsi nelle 24 ore

Ev	Inizio	Durata LAFmax-10dB[s]	LAFmax[dB]	LAImax - LASmax [dB]
1	2010/07/21 00:30:34	0.625	76.9	8.8
2	2010/07/21 00:30:36	0.750	75.6	10.4
3	2010/07/21 00:30:50	0.750	65.5	10.7
4	2010/07/21 00:30:54	0.750	72.9	10.6
5	2010/07/21 00:30:56	0.625	70.2	10.9
6	2010/07/21 00:32:01	0.625	66.1	11.1
7	2010/07/21 00:36:15	0.625	68.8	12.2
8	2010/07/21 00:36:28	0.750	65.3	8.6
9	2010/07/21 04:46:32	0.750	64.5	9.6
10	2010/07/21 07:54:30	0.625	80.9	11.3

11	2010/07/21 08:00:12	0.875	68.7	8.3
12	2010/07/21 08:01:21	0.625	73.6	10.7
13	2010/07/21 08:07:12	0.625	65.7	9.0
14	2010/07/21 08:32:00	0.625	70.8	11.2
15	2010/07/21 08:32:48	0.750	69.3	8.0
16	2010/07/21 08:41:56	0.750	69.6	8.4
17	2010/07/21 08:58:36	0.750	70.8	9.8
18	2010/07/21 09:07:30	0.625	71.2	10.5
19	2010/07/21 09:18:12	0.625	71.1	10.6
20	2010/07/21 10:02:21	0.625	72.0	9.4
21	2010/07/21 10:02:22	0.875	71.2	8.3
22	2010/07/21 10:02:24	0.875	71.0	8.0
23	2010/07/21 10:21:05	0.875	70.0	6.4
24	2010/07/21 10:49:55	0.750	72.7	9.2
25	2010/07/21 10:54:29	0.875	67.6	8.0
26	2010/07/21 11:17:02	0.625	75.4	12.6
27	2010/07/21 11:17:26	0.500	70.9	12.8
28	2010/07/21 11:18:13	0.750	67.7	11.8
29	2010/07/21 11:19:16	0.625	75.5	12.3
30	2010/07/21 11:20:14	0.625	78.2	12.8
31	2010/07/21 11:20:17	0.875	65.9	12.5
32	2010/07/21 11:30:33	0.625	78.7	13.6
33	2010/07/21 11:30:51	0.500	81.2	12.9
34	2010/07/21 11:30:53	0.625	78.4	10.9
35	2010/07/21 11:32:47	0.625	75.6	12.3
36	2010/07/21 11:34:18	0.625	83.3	12.0
37	2010/07/21 11:35:26	0.625	78.1	13.5
38	2010/07/21 11:35:33	0.625	76.2	12.0
39	2010/07/21 11:35:50	0.625	80.0	13.4
40	2010/07/21 11:35:54	0.625	68.0	11.3
41	2010/07/21 11:40:47	0.750	70.7	10.6
42	2010/07/21 11:50:23	1.000	70.2	6.7
43	2010/07/21 12:25:24	0.625	87.2	13.4
44	2010/07/21 12:27:34	0.625	82.3	13.3

45	2010/07/21 12:28:04	0.500	76.7	12.3
46	2010/07/21 12:32:27	0.625	78.0	12.6
47	2010/07/21 12:33:01	0.500	82.7	13.2
48	2010/07/21 12:33:16	0.500	84.3	13.4
49	2010/07/21 12:34:47	0.500	86.2	13.4
50	2010/07/21 12:36:00	0.625	69.2	7.2
51	2010/07/21 12:36:10	0.875	67.6	7.8
52	2010/07/21 12:36:16	0.625	86.1	13.6
53	2010/07/21 12:40:46	0.625	87.5	13.6
54	2010/07/21 12:43:22	0.625	87.9	13.6
55	2010/07/21 12:44:27	0.500	78.7	12.6
56	2010/07/21 12:46:27	0.500	90.1	13.8
57	2010/07/21 12:46:35	0.500	79.8	11.6
58	2010/07/21 13:04:33	0.625	87.3	13.3
59	2010/07/21 13:04:35	0.625	72.8	15.1
60	2010/07/21 13:05:43	0.500	90.4	13.8
61	2010/07/21 13:06:01	0.500	86.1	13.2
62	2010/07/21 13:07:35	0.500	77.2	13.2
63	2010/07/21 13:10:53	0.625	79.5	13.1
64	2010/07/21 13:15:10	0.625	77.2	13.1
65	2010/07/21 13:15:39	0.500	79.2	13.0
66	2010/07/21 13:15:53	0.750	73.9	12.1
67	2010/07/21 13:16:28	0.625	84.8	13.2
68	2010/07/21 13:19:56	1.000	71.5	9.7
69	2010/07/21 13:20:42	0.500	75.0	12.6
70	2010/07/21 13:22:13	0.500	85.1	13.2
71	2010/07/21 13:22:33	0.625	83.8	13.0
72	2010/07/21 13:22:43	0.500	82.0	13.0
73	2010/07/21 13:22:49	1.000	75.8	11.2
74	2010/07/21 13:35:10	0.500	87.1	13.6
75	2010/07/21 13:41:55	0.625	72.4	12.3
76	2010/07/21 13:44:25	0.625	86.4	13.3
77	2010/07/21 13:44:48	0.625	88.9	13.7
78	2010/07/21 13:46:57	0.750	68.3	8.8

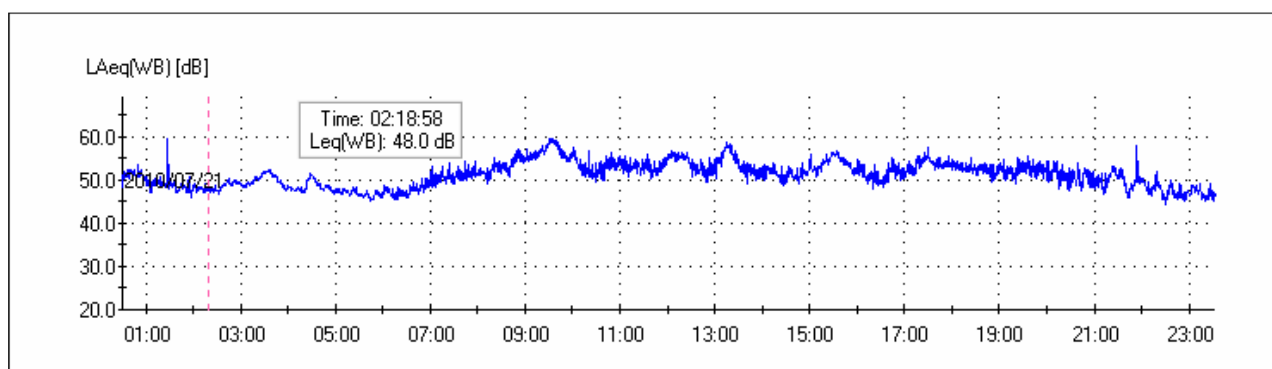
79	2010/07/21 13:50:34	0.500	88.1	13.5
80	2010/07/21 14:06:08	0.625	85.1	13.2
81	2010/07/21 14:06:15	0.500	87.2	13.7
82	2010/07/21 14:06:29	0.500	86.5	13.5
83	2010/07/21 14:08:03	0.500	85.1	13.4
84	2010/07/21 14:45:35	0.750	67.5	11.8
85	2010/07/21 14:48:40	0.625	87.4	13.4
86	2010/07/21 15:18:32	0.750	72.9	8.4
87	2010/07/21 16:36:54	0.750	69.3	9.1
88	2010/07/21 16:52:27	0.875	65.9	8.5
89	2010/07/21 17:14:10	0.750	75.4	7.5
90	2010/07/21 17:22:56	0.875	74.1	8.9
91	2010/07/21 17:36:30	0.750	72.1	9.9
92	2010/07/21 18:08:09	0.625	75.4	7.5
93	2010/07/21 18:30:11	1.000	72.8	8.9
94	2010/07/21 19:08:10	0.750	68.4	8.9
95	2010/07/21 19:50:14	0.750	67.5	9.5
96	2010/07/21 19:50:19	0.875	67.4	8.3
97	2010/07/21 19:50:42	0.875	73.7	8.7
98	2010/07/21 19:51:31	0.625	69.8	9.2
99	2010/07/21 19:55:29	1.000	73.5	7.6
100	2010/07/21 19:57:09	0.625	70.9	8.7
101	2010/07/21 19:57:15	0.625	71.1	9.3
102	2010/07/21 19:57:24	0.625	69.5	10.3
103	2010/07/21 20:11:08	0.750	69.5	7.4
104	2010/07/21 20:22:49	0.750	70.1	8.1
105	2010/07/21 21:48:23	0.750	61.1	11.5
106	2010/07/21 21:48:33	0.750	61.0	12.2
107	2010/07/21 22:51:07	0.625	62.0	12.5
108	2010/07/21 23:23:56	0.875	61.8	10.6

RICONOSCIMENTO COMPONENTI TONALI

Al fine di individuare la presenza di Componenti Tonalì (CT) nel rumore, si effettua un'analisi spettrale per bande normalizzate di 1/3 di ottava. Si considerano esclusivamente le CT aventi carattere stazionario nel tempo ed in frequenza.

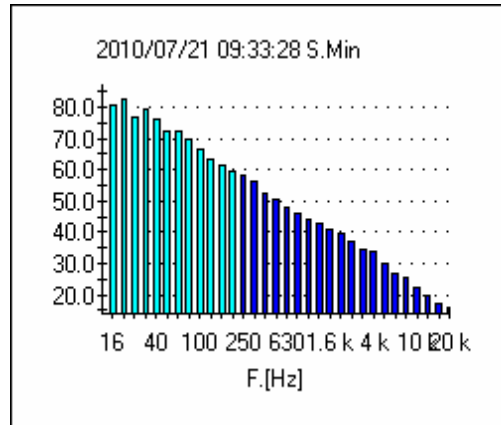
L'analisi è stata svolta nell'intervallo di frequenza compreso tra 20 Hz e 20 KHz.

Si è in presenza di una CT se il livello minimo di una banda supera i livelli minimi delle bande adiacenti per almeno 5 dB.

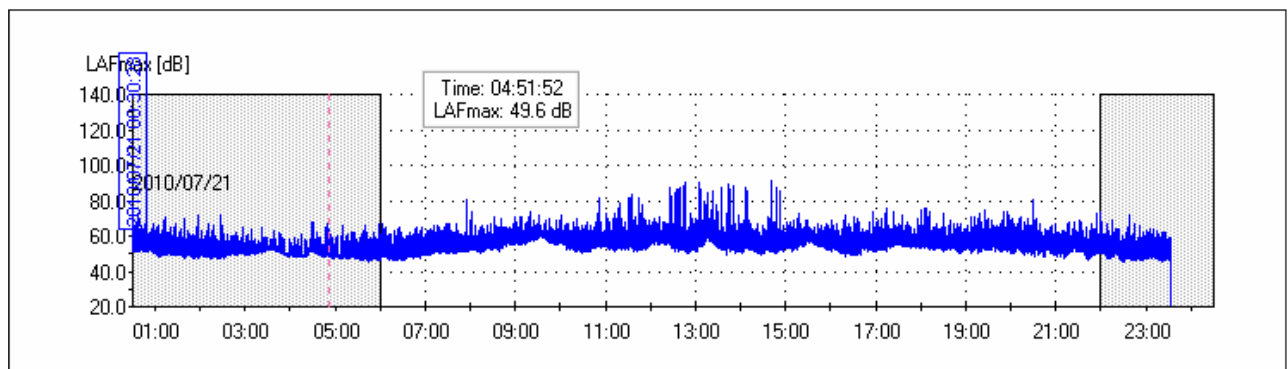


SOGLIE PENALIZZAZIONE	
Persistenza BF	5%
Persistenza AF	5%
TONALI [Hz]	PERSIST [%]
Freq: 500	0.0
Freq: 800	0.0
Freq: 1 k	0.0
Freq: 2 k	0.0
Freq: 3.15 k	0.0
PENALIZZAZIONI	
Penalizzazione BF: No	
Penalizzazione AF: No	

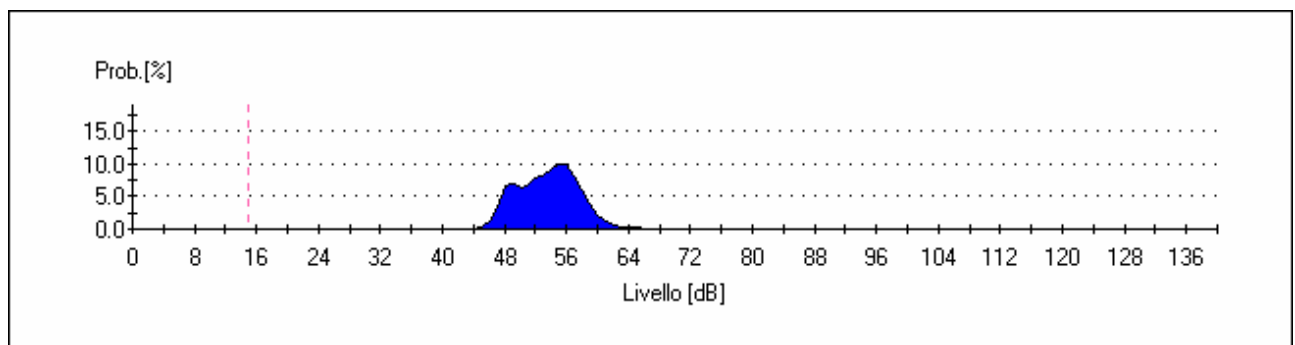
TIME HISTORY COMPONENTI TONALI



IL GRAFICO DEL CLIMA ACUSTICO GIORNALIERO



DISTRIBUTIVA



CUMULATIVA

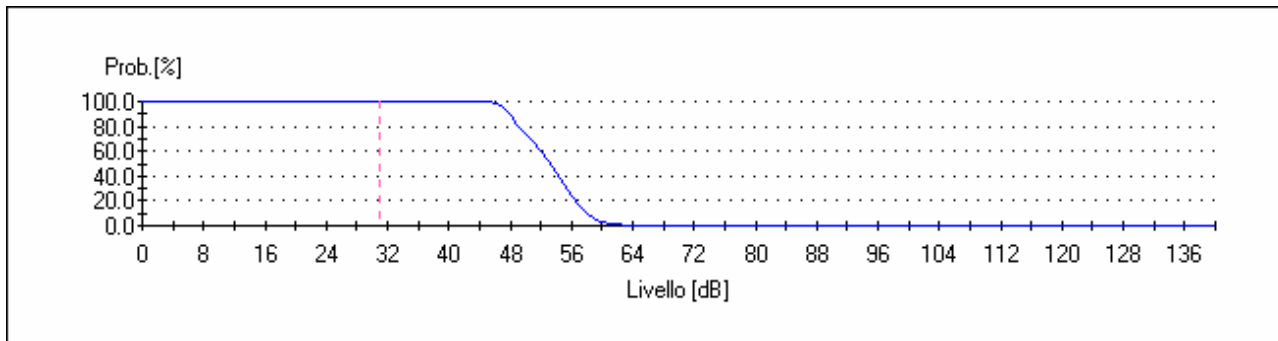
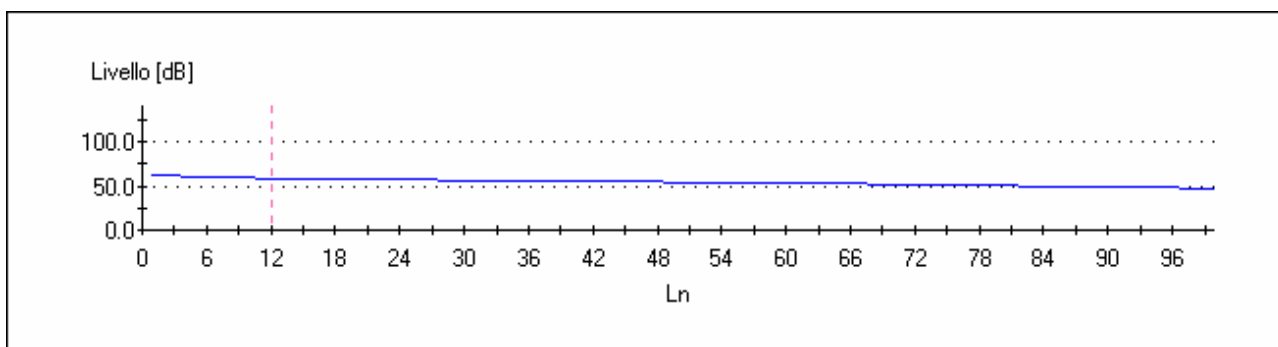


GRAFICO PERCENTILI



Livelli statistici L1, L5, L10, L50, L90, L95, L99; nelle 24 ore

Percentile	Leq.[dB]
0	63.0
1	63.0
2	62.0
3	61.0
4	60.5
5	60.0
6	59.8
7	59.5
8	59.3
9	59.0
10	58.8
11	58.7

12	58.5
13	58.3
14	58.2
15	58.0
16	57.9
17	57.8
18	57.6
19	57.5
20	57.4
21	57.3
22	57.1
23	57.0
24	56.9
25	56.8
26	56.7
27	56.6
28	56.5
29	56.4
30	56.3
31	56.2
32	56.1
33	56.0
34	55.9
35	55.8
36	55.7
37	55.6
38	55.5
39	55.4
40	55.3
41	55.2
42	55.1
43	55.0
44	54.9
45	54.8

46	54.7
47	54.6
48	54.4
49	54.3
50	54.2
51	54.1
52	54.0
53	53.9
54	53.8
55	53.6
56	53.5
57	53.4
58	53.3
59	53.1
60	53.0
61	52.9
62	52.8
63	52.6
64	52.5
65	52.4
66	52.3
67	52.1
68	52.0
69	51.9
70	51.7
71	51.6
72	51.4
73	51.3
74	51.1
75	51.0
76	50.8
77	50.7
78	50.5
79	50.3

80	50.2
81	50.0
82	49.9
83	49.7
84	49.6
85	49.4
86	49.3
87	49.1
88	49.0
89	48.9
90	48.7
91	48.6
92	48.4
93	48.3
94	48.1
95	48.0
96	47.7
97	47.3
98	47.0
99	46.0

LIVELLI PERCENTILI DIURNI

Percentile	Leq.[dB]
0	64.0

1	64.0
2	62.0
3	61.0
4	60.8
5	60.5
6	60.3
7	60.0
8	59.8
9	59.6
10	59.4
11	59.2
12	59.0
13	58.9
14	58.8
15	58.6
16	58.5
17	58.4
18	58.3
19	58.1
20	58.0
21	57.9
22	57.8
23	57.8
24	57.7
25	57.6
26	57.5
27	57.4
28	57.3
29	57.3
30	57.2
31	57.1
32	57.0
33	56.9
34	56.8

35	56.8
36	56.7
37	56.6
38	56.5
39	56.5
40	56.4
41	56.3
42	56.2
43	56.2
44	56.1
45	56.0
46	55.9
47	55.9
48	55.8
49	55.7
50	55.6
51	55.6
52	55.5
53	55.4
54	55.4
55	55.3
56	55.2
57	55.1
58	55.1
59	55.0
60	54.9
61	54.8
62	54.7
63	54.6
64	54.5
65	54.5
66	54.4
67	54.3
68	54.2

69	54.1
70	54.0
71	53.9
72	53.8
73	53.7
74	53.6
75	53.5
76	53.4
77	53.3
78	53.2
79	53.1
80	53.0
81	52.9
82	52.7
83	52.6
84	52.4
85	52.3
86	52.1
87	52.0
88	51.8
89	51.6
90	51.4
91	51.2
92	51.0
93	50.7
94	50.3
95	50.0
96	49.5
97	49.0
98	48.0
99	47.0

LIVELLI PERCENTILI NOTTURNI

Percentile	Leq.[dB]
0	60.0
1	60.0
2	58.0
3	57.0
4	56.5
5	56.0
6	55.5
7	55.0
8	54.7
9	54.3
10	54.0
11	53.8
12	53.6
13	53.4
14	53.2
15	53.0
16	52.9
17	52.8
18	52.7
19	52.6
20	52.4
21	52.3
22	52.2
23	52.1

24	52.0
25	51.9
26	51.8
27	51.8
28	51.7
29	51.6
30	51.5
31	51.4
32	51.3
33	51.3
34	51.2
35	51.1
36	51.0
37	50.9
38	50.9
39	50.8
40	50.7
41	50.6
42	50.6
43	50.5
44	50.4
45	50.4
46	50.3
47	50.2
48	50.1
49	50.1
50	50.0
51	49.9
52	49.9
53	49.8
54	49.8
55	49.7
56	49.7
57	49.6

58	49.6
59	49.5
60	49.4
61	49.4
62	49.3
63	49.3
64	49.2
65	49.2
66	49.1
67	49.1
68	49.0
69	48.9
70	48.9
71	48.8
72	48.8
73	48.7
74	48.7
75	48.6
76	48.6
77	48.5
78	48.4
79	48.4
80	48.3
81	48.3
82	48.2
83	48.2
84	48.1
85	48.1
86	48.0
87	47.9
88	47.8
89	47.7
90	47.6
91	47.5

92	47.4
93	47.3
94	47.2
95	47.1
96	47.0
97	46.7
98	46.3
99	46.0

LIVELLI DI IMPULS- FAST E SLOW MAX NELLE 24 ORE		
LAIp [dB]	LASp [dB]	LAFp [dB]
79.1	70.3	76.9
84.2	72.9	80.9
94.8	81	90.1
95	86.2	91.3
81.6	74.8	80.2
76.4	70.2	73.8
95	86.2	91.3

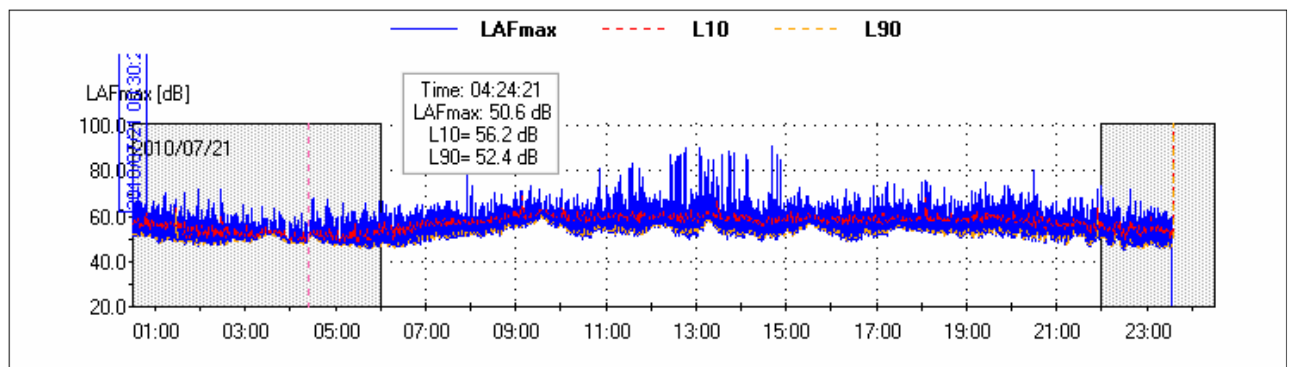
LIVELLI di Impuls – fast – slow massimi nelle 16 ore diurne

LIVELLI DI IMPULS- FAST E SLOW MAX DIURNI		
LAIp [dB]	LASp [dB]	LAFp [dB]
84.2	72.9	80.9
94.8	81	90.1
95	86.2	91.3
81.6	74.8	80.2
76.4	70.2	73.8
95	86.2	91.3

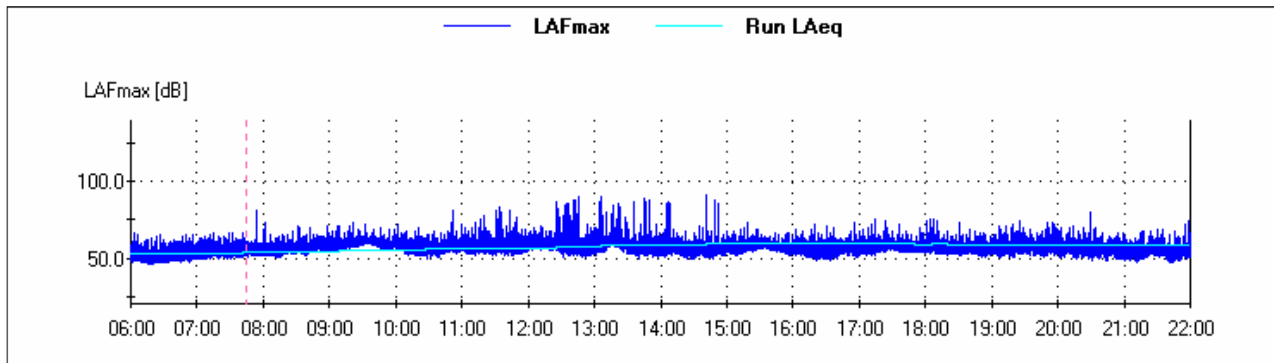
LIVELLI di Impuls – fast – slow massimi nelle 8 ore notturni

LIVELLI DI IMPULS- FAST E SLOW MAX NOTTURNI		
LAlp [dB]	LASp [dB]	LAFp [dB]
79.1	70.3	76.9
67.9	64.6	67.2
73.8	68.7	71.6
79.1	70.3	76.9

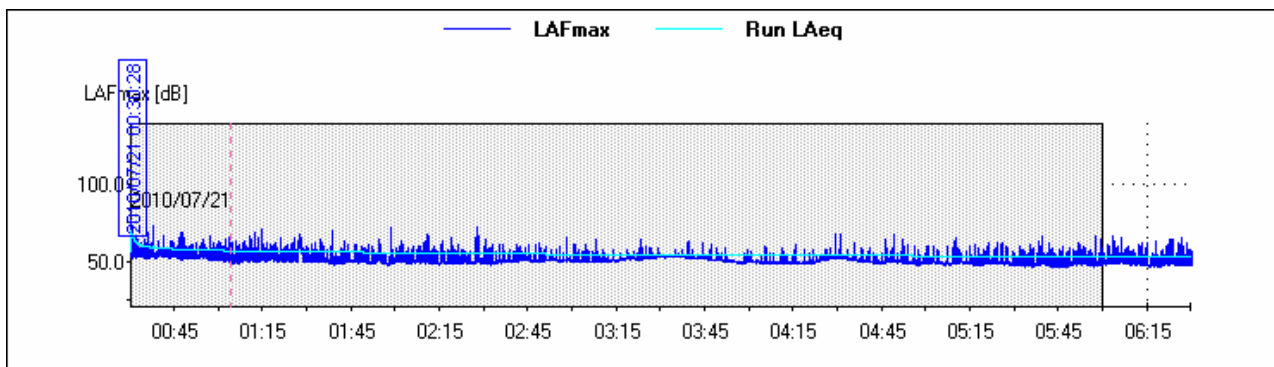
TIME HISTORY L10 – L90



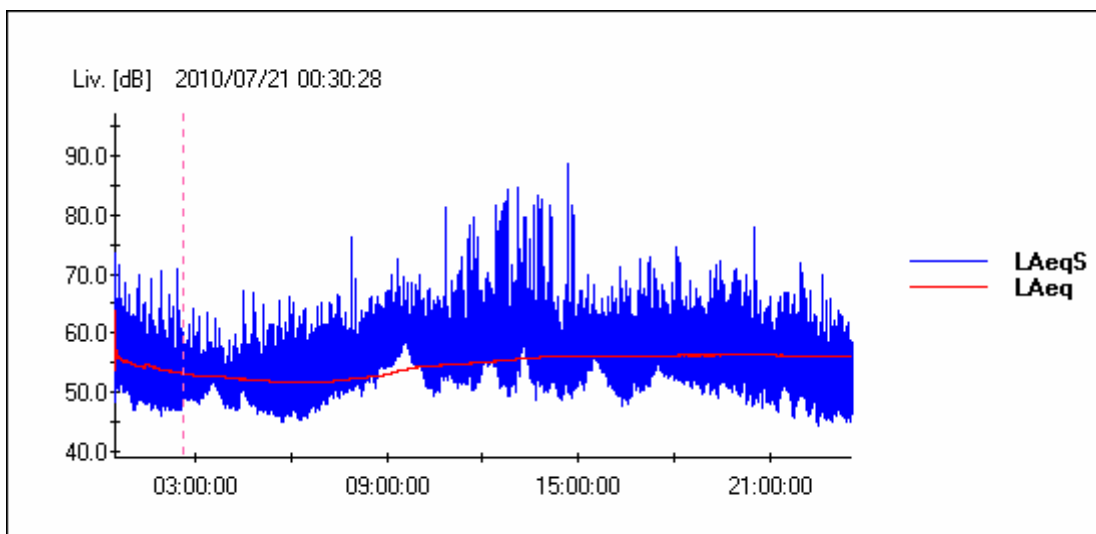
RUNNING Leq DIURNO



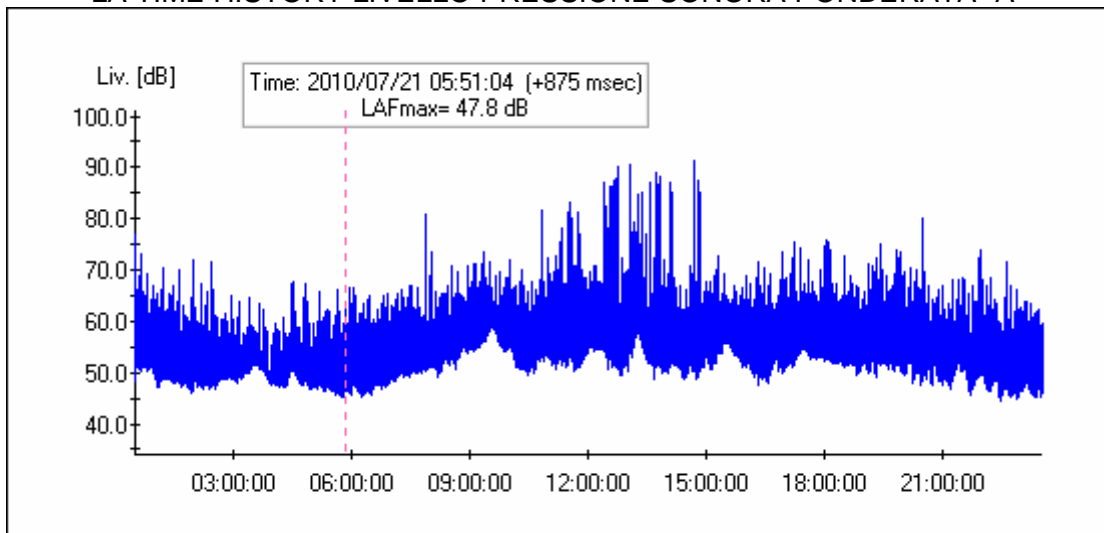
RUNNING Leq NOTTURNO



LA TIME HISTORY LIVELLO EQUIVALENTE PONDERATO "A"



LA TIME HISTORY LIVELLO PRESSIONE SONORA PONDERATA "A"



R2 - MISURE DI 24 ORE CON POSTAZIONE SEMI-FISSE

Punto	Ricettore R_28_S	Indirizzo Via Cons. Valeria e Via del Carmine
Descrizione del punto di misura/ricettore		
<p align="center"><i>L'asta estensibile con il microfono posto all'altezza di mt. 4,00 dal piano di campagna è stata collocata sul marciapiede adiacente la carreggiata stradale ad una distanza di mt 12 dalla parete del fabbricato più vicino</i></p>		

Caratterizzazione del punto di misura/ricettore

Zonizzazione acustica e limiti diurni/notturni

<input type="checkbox"/>	Classe I	50 / 40 dB(a)
<input type="checkbox"/>	Classe II	55 / 45 dB(a)
<input checked="" type="checkbox"/>	Classe III	60 / 50 dB(a)
<input type="checkbox"/>	Classe IV	65 / 55 dB(a)
<input type="checkbox"/>	Classe V	70 / 60 dB(a)
<input type="checkbox"/>	Classe VI	70 / 70 dB(a)

Caratterizzazione delle sorgenti di rumore

Tipologia	<input checked="" type="checkbox"/>	Traffico stradale
	<input type="checkbox"/>	Traffico ferroviario
	<input type="checkbox"/>	Cantiere
	<input type="checkbox"/>	Altro

Descrizione

Strumentazione adottata

Fonometro modello HD 2110 Classe 1, numero di serie 10060132243,
 - preamplificatore HD 2110 P,
 - microfono MK 221, numero di serie 34208
 - Calibratore HD 2020 Classe 1 090 29825

Punto	Ricettore R_28_S	Indirizzo Via Cons. Valeria e Via del Carmine
-------	----------------------------	---

Sintesi misure (ante e post mascheramenti eventi anomali o sorgenti regolamentate da DPR)

Periodo	TR	Data	L _{AeqTR} [dBA]	K _I [dBA]	K _T [dBA]	K _B [dBA]	L _{AeqTRC} [dBA]	L _{lim} [dBA]
Giorno	6-22h	22/07/10	80.9	0	0		80.9	60
Notte	22-6h	22/07/10	56.8	0	0	0	56.8	50

RISULTATI MISURE

Codice misura	R_28_S
Data inizio	22/07/2010
Ora inizio	0.32.46
Note	

Parametri		24 ore	Giorno (T _R = 6/22)	Notte (T _R = 22/6)
LAeqTR	[dBA]	79.3	80.9	56.8
L1	[dBA]	92.0	93.0	65.0
L5	[dBA]	84.0	86.0	60.5
L10	[dBA]	77.0	81.0	58.8
L50	[dBA]	56.0	57.7	52.8
L90	[dBA]	49.5	51.7	47.4
L95	[dBA]	48.0	50.0	46.6
L99	[dBA]	46.0	47.0	45.0
Llmax	[dBA]	114.3	114.3	97.2
LFmax	[dBA]	110.0	110.0	92.3
LSmax	[dBA]	103.9	103.9	83.1
KI	[dBA]	0	0	0
KT	[dBA]	0	0	0
KB	[dBA]	0	0	0
L _{AeqTRC}		79.3	80.9	56.8

Note:

Punto	Ricettore R_28_S	Indirizzo Via Cons. Valeria e Via del Carmine
-------	----------------------------	---

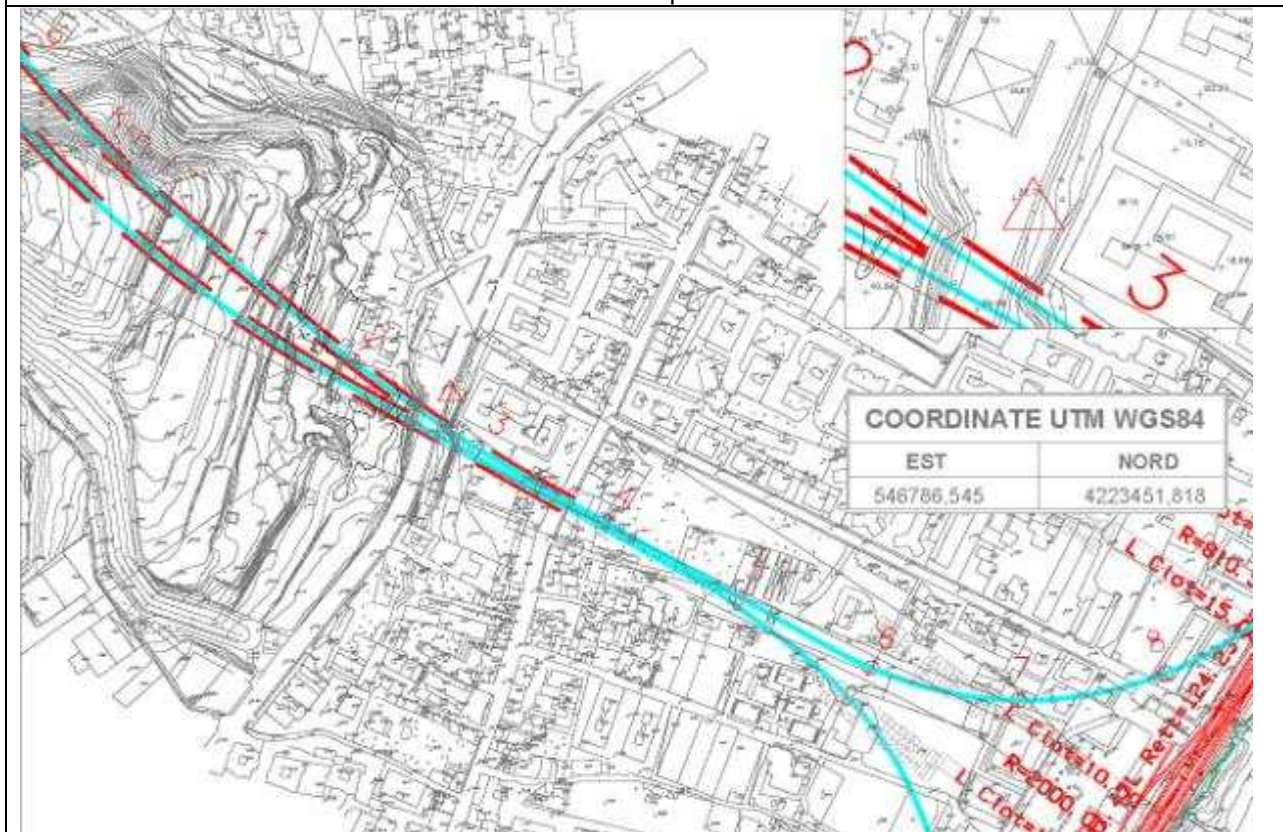
Sorgente stradale: _____								
	6/9h	9/14h	14/19h	19/22h	Media	22/2h	2/6 h	Media
Veic. Leggeri / 10'	127	187	208	116	159.5	85	27	56
Veic. Pesanti / 10'	3	8	4	2	4.25	0	4	2
Motocicli / 10'	49	87	101	16	63.25	9	7	8
	6/9h	9/14h	14/19h	19/22h	Media	22/2h	2/6 h	Media
Condizioni cielo	SERENO	SERENO	SERENO	SERENO		SERENO	SERENO	
Temperatura	29.7	38.2	35	28.5	32.85	19.5	20.3	19.9
Umidità relativa	70	50	52	68	60	68	65	66.5
Velocità vento	1.2	2	2.7	0.7	1.65	1.2	0.3	0.75
Direzione vento	N E	N	N	N E		N E	N E	

Fotografia del punto di misura



Punto	Ricettore	Indirizzo
	R_28_S	Via Cons. Valeria e Via del Carmine

Localizzazione planimetrica



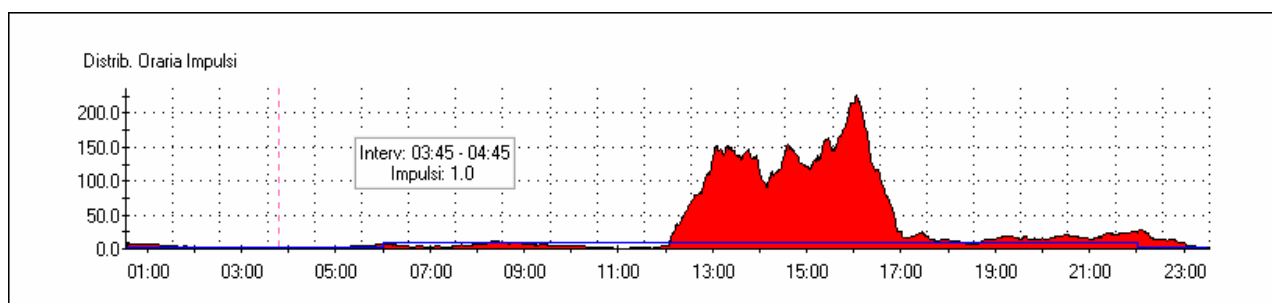
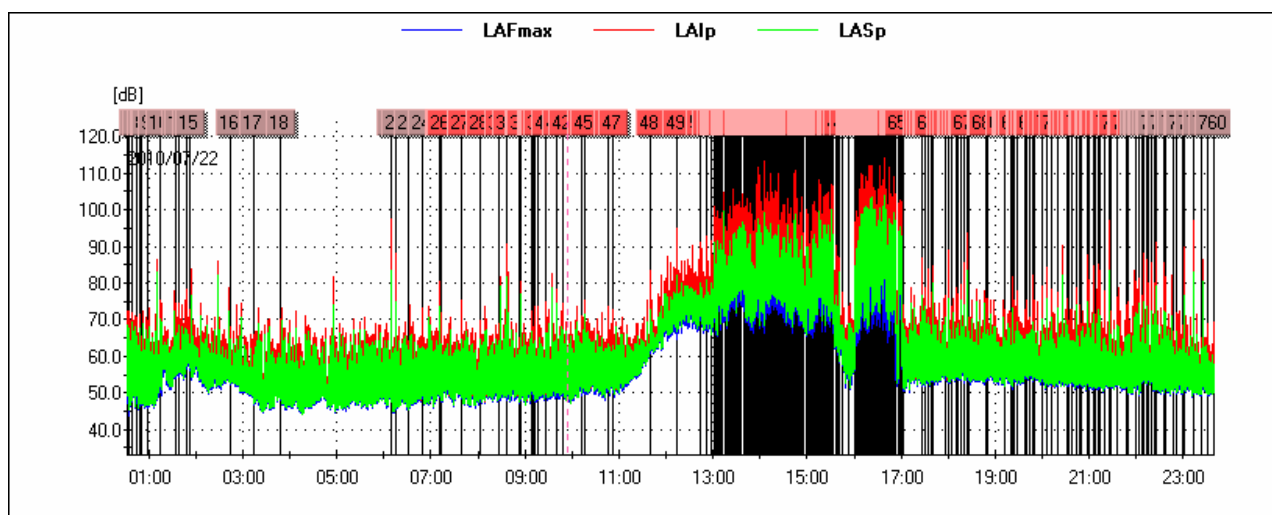
DATA	Tecnico competente: Studio tecnico ing. Giovanni Chiovetta	
	geom. Antonino Campione	Ing. Giovanni Chiovetta

RICONOSCIMENTO COMPONENTI IMPULSIVE

Il rumore presenta Componenti Impulsive (CI) quando sono verificate le condizioni seguenti:

- ripetitività di n° eventi impulsivi (n°10/ora di giorno e n°2/ora di notte);
- differenza tra LAImax e LASmax superiore a 6 dB;
- durata dell'evento a -10 dB dal valore LAFmax inferiore a 1 s.

La ripetitività viene dimostrata mediante registrazione grafica del livello di pressione sonora ponderato A fast effettuata durante il tempo di misura TM.



Lista degli impulsi nelle 24 ore

Ev	Inizio	Durata LAFmax-10dB[s]	LAFmax[dB]	LAImax - LASmax [dB]
1	2010/07/22 00:33:50	0.625	67.6	12.0
2	2010/07/22 00:33:53	0.750	60.6	9.3
3	2010/07/22 00:34:05	0.750	65.6	8.9
4	2010/07/22 00:34:42	1.000	67.9	8.4

5	2010/07/22 00:38:03	0.625	64.8	11.1
6	2010/07/22 00:44:40	0.500	64.4	11.7
7	2010/07/22 00:49:09	0.750	62.7	10.5
8	2010/07/22 00:50:09	0.875	63.2	8.0
9	2010/07/22 00:58:16	0.625	61.7	12.5
10	2010/07/22 01:13:54	0.625	72.5	10.9
11	2010/07/22 01:33:43	0.750	69.8	11.8
12	2010/07/22 01:37:57	0.750	70.5	10.8
13	2010/07/22 01:48:38	0.625	71.9	12.0
14	2010/07/22 01:49:22	0.625	73.4	12.1
15	2010/07/22 01:53:02	0.875	68.3	11.3
16	2010/07/22 02:43:27	1.000	64.2	6.8
17	2010/07/22 03:14:06	0.875	62.9	9.3
18	2010/07/22 03:48:04	0.625	65.7	12.4
19	2010/07/22 06:10:01	0.500	92.3	14.1
20	2010/07/22 06:14:37	0.500	84.0	13.2
21	2010/07/22 06:15:27	0.625	71.8	10.8
22	2010/07/22 06:16:00	0.625	66.0	9.2
23	2010/07/22 06:31:32	0.750	61.6	8.7
24	2010/07/22 06:49:37	0.625	69.5	11.7
25	2010/07/22 07:11:46	1.000	78.3	6.5
26	2010/07/22 07:13:39	0.875	69.4	8.5
27	2010/07/22 07:39:14	0.875	71.9	10.5
28	2010/07/22 08:03:48	0.875	61.3	7.2
29	2010/07/22 08:26:02	0.875	66.4	7.7
30	2010/07/22 08:26:06	0.625	64.1	9.4
31	2010/07/22 08:35:56	0.625	79.1	11.4
32	2010/07/22 08:37:40	0.750	88.5	9.0
33	2010/07/22 08:52:16	0.750	63.1	7.5
34	2010/07/22 08:55:27	1.000	65.2	9.7
35	2010/07/22 08:55:32	0.625	70.5	9.3
36	2010/07/22 09:09:22	0.875	68.7	9.6
37	2010/07/22 09:10:26	1.000	64.7	9.7
38	2010/07/22 09:13:27	0.750	70.9	9.5

39	2010/07/22 09:15:58	0.625	70.4	11.6
40	2010/07/22 09:27:14	0.750	73.0	8.8
41	2010/07/22 09:41:22	0.750	66.7	8.8
42	2010/07/22 09:48:18	0.875	73.1	7.2
43	2010/07/22 10:11:25	0.625	68.6	9.6
44	2010/07/22 10:16:04	1.000	65.3	10.4
45	2010/07/22 10:16:52	0.625	67.2	10.5
46	2010/07/22 10:46:33	0.625	70.9	10.5
47	2010/07/22 10:52:00	1.000	70.0	9.7
48	2010/07/22 11:39:41	0.875	79.8	10.7
49	2010/07/22 12:13:37	0.625	90.2	12.8
50	2010/07/22 12:43:38	0.875	86.5	11.0
51	2010/07/22 12:52:05	1.000	88.2	12.2
52	2010/07/22 12:52:12	1.000	85.9	10.4
53	2010/07/22 12:56:56	0.625	87.1	11.9
54	2010/07/22 13:02:04	0.750	89.7	13.5
55	2010/07/22 13:02:19	0.750	97.2	9.2
56	2010/07/22 13:02:22	1.000	87.9	9.3
57	2010/07/22 13:02:32	0.500	96.3	13.7
58	2010/07/22 13:02:42	0.625	90.3	12.7
59	2010/07/22 13:02:54	0.500	91.5	12.5
60	2010/07/22 13:04:11	0.625	87.3	12.8
61	2010/07/22 13:04:29	0.625	92.8	13.8
62	2010/07/22 13:04:44	0.750	80.8	10.7
63	2010/07/22 13:04:45	0.625	91.2	11.3
64	2010/07/22 13:04:50	0.750	93.2	11.9
65	2010/07/22 13:05:02	0.500	83.9	12.3
66	2010/07/22 13:05:05	0.750	94.4	12.2
67	2010/07/22 13:05:33	1.000	96.7	7.6
68	2010/07/22 13:05:39	0.625	90.1	9.4
69	2010/07/22 13:06:01	0.875	91.6	11.7
70	2010/07/22 13:06:04	0.875	89.1	8.8
71	2010/07/22 13:06:07	0.875	93.0	10.7
72	2010/07/22 13:06:56	0.625	90.1	12.6

73	2010/07/22 13:08:03	1.000	94.1	10.0
74	2010/07/22 13:08:25	0.875	92.3	12.2
75	2010/07/22 13:09:37	0.750	93.9	10.3
76	2010/07/22 13:09:42	1.000	86.7	7.0
77	2010/07/22 13:10:01	0.750	92.1	11.0
78	2010/07/22 13:10:03	0.625	89.5	8.2
79	2010/07/22 13:10:07	1.000	88.6	6.8
80	2010/07/22 13:10:12	0.625	86.4	12.9
81	2010/07/22 13:10:55	1.000	88.7	9.6
82	2010/07/22 13:10:58	1.000	86.6	6.9
83	2010/07/22 13:11:23	0.500	90.2	10.8
84	2010/07/22 13:11:33	0.750	93.3	10.1
85	2010/07/22 13:12:09	1.000	86.8	11.1
86	2010/07/22 13:15:48	1.000	89.4	9.2
87	2010/07/22 13:15:49	0.875	90.6	9.6
88	2010/07/22 13:16:16	0.875	91.2	8.7
89	2010/07/22 13:17:38	0.875	88.2	9.9
90	2010/07/22 13:17:51	0.875	84.6	10.1
91	2010/07/22 13:18:21	0.625	82.6	10.1
92	2010/07/22 13:18:23	0.750	81.0	10.4
93	2010/07/22 13:18:27	0.875	82.0	10.0
94	2010/07/22 13:18:30	0.750	83.7	9.9
95	2010/07/22 13:18:40	0.625	90.0	12.4
96	2010/07/22 13:19:40	0.750	95.3	11.5
97	2010/07/22 13:20:20	0.625	91.9	13.0
98	2010/07/22 13:20:37	1.000	91.0	8.1
99	2010/07/22 13:20:52	0.625	92.1	11.8
100	2010/07/22 13:21:34	0.875	93.4	6.8
101	2010/07/22 13:22:11	0.875	92.9	7.3
102	2010/07/22 13:22:34	0.625	93.3	11.4
103	2010/07/22 13:22:56	0.875	89.1	9.8
104	2010/07/22 13:23:52	0.625	89.8	11.5
105	2010/07/22 13:24:38	0.625	92.6	12.1
106	2010/07/22 13:24:45	0.750	89.7	10.2

107	2010/07/22 13:25:35	0.750	96.8	12.9
108	2010/07/22 13:25:54	1.000	101.2	12.4
109	2010/07/22 13:26:25	0.500	96.8	12.9
110	2010/07/22 13:26:40	0.750	91.9	10.0
111	2010/07/22 13:26:46	0.875	98.5	8.0
112	2010/07/22 13:26:47	0.750	96.1	6.6
113	2010/07/22 13:27:52	0.750	91.0	8.5
114	2010/07/22 13:27:53	0.875	92.4	11.0
115	2010/07/22 13:28:36	0.875	88.4	11.3
116	2010/07/22 13:29:30	0.750	93.4	9.2
117	2010/07/22 13:29:52	0.750	87.6	12.5
118	2010/07/22 13:30:24	0.875	98.6	9.3
119	2010/07/22 13:30:44	0.625	92.7	10.6
120	2010/07/22 13:31:23	0.875	94.8	8.8
121	2010/07/22 13:31:54	0.875	94.4	11.7
122	2010/07/22 13:32:56	1.000	88.7	7.8
123	2010/07/22 13:33:09	0.875	98.5	8.3
124	2010/07/22 13:33:10	0.875	92.2	7.2
125	2010/07/22 13:34:08	1.000	96.6	10.2
126	2010/07/22 13:34:23	0.750	97.2	8.6
127	2010/07/22 13:34:30	0.625	90.3	11.8
128	2010/07/22 13:34:31	0.875	89.0	10.5
129	2010/07/22 13:34:37	0.875	90.0	7.7
130	2010/07/22 13:39:24	1.000	93.5	7.7
131	2010/07/22 13:40:49	1.000	92.0	8.9
132	2010/07/22 13:42:55	0.750	98.1	13.5
133	2010/07/22 13:44:42	0.875	88.7	10.8
134	2010/07/22 13:44:47	0.875	89.9	9.2
135	2010/07/22 13:44:55	1.000	88.1	12.5
136	2010/07/22 13:44:56	0.750	92.0	11.8
137	2010/07/22 13:44:58	0.625	90.8	11.2
138	2010/07/22 13:45:07	1.000	95.4	9.7
139	2010/07/22 13:45:17	0.750	96.6	7.8
140	2010/07/22 13:45:21	0.750	91.4	8.9

141	2010/07/22 13:45:43	1.000	91.8	10.1
142	2010/07/22 13:45:45	0.625	89.9	9.7
143	2010/07/22 13:46:05	0.625	88.4	9.8
144	2010/07/22 13:46:08	0.750	90.1	10.7
145	2010/07/22 13:46:21	0.875	84.1	8.8
146	2010/07/22 13:46:40	0.750	84.6	10.0
147	2010/07/22 13:46:59	0.625	86.9	10.6
148	2010/07/22 13:47:20	1.000	83.4	11.0
149	2010/07/22 13:47:36	0.750	94.9	11.2
150	2010/07/22 13:47:37	0.625	95.8	11.0
151	2010/07/22 13:47:51	0.750	85.2	10.3
152	2010/07/22 13:48:05	0.750	86.3	12.0
153	2010/07/22 13:48:14	0.500	88.3	13.4
154	2010/07/22 13:48:15	0.750	87.0	10.7
155	2010/07/22 13:48:37	0.625	89.3	12.1
156	2010/07/22 13:48:48	0.750	88.1	10.9
157	2010/07/22 13:49:12	0.875	90.1	11.9
158	2010/07/22 13:49:45	0.625	93.9	13.7
159	2010/07/22 13:50:09	0.875	84.5	8.6
160	2010/07/22 13:50:56	0.750	87.6	11.2
161	2010/07/22 13:51:23	1.000	90.4	9.4
162	2010/07/22 13:52:38	0.750	92.5	13.3
163	2010/07/22 13:54:23	1.000	82.8	10.7
164	2010/07/22 13:54:26	0.625	94.3	13.2
165	2010/07/22 13:54:29	0.625	93.0	9.9
166	2010/07/22 13:55:36	0.625	90.8	8.4
167	2010/07/22 13:55:37	1.000	91.5	9.2
168	2010/07/22 13:55:43	0.875	93.3	9.9
169	2010/07/22 13:56:00	0.625	97.9	13.0
170	2010/07/22 13:56:03	0.750	96.7	9.9
171	2010/07/22 13:56:09	0.500	102.5	13.3
172	2010/07/22 13:56:18	0.875	97.0	10.6
173	2010/07/22 13:56:26	0.500	99.1	14.0
174	2010/07/22 13:56:30	0.750	93.3	12.1

175	2010/07/22 13:56:31	0.875	98.0	11.4
176	2010/07/22 13:56:42	1.000	99.2	11.4
177	2010/07/22 13:56:47	0.750	90.1	10.4
178	2010/07/22 13:56:54	0.750	89.8	10.2
179	2010/07/22 13:57:00	0.875	94.9	10.6
180	2010/07/22 13:57:09	0.625	93.4	10.1
181	2010/07/22 13:57:13	1.000	99.0	11.1
182	2010/07/22 13:57:19	0.625	106.4	14.0
183	2010/07/22 13:57:40	0.750	103.0	13.1
184	2010/07/22 13:57:43	0.750	97.8	10.7
185	2010/07/22 13:57:45	0.750	93.6	10.2
186	2010/07/22 13:57:57	0.750	101.1	10.8
187	2010/07/22 13:58:01	0.750	93.7	8.1
188	2010/07/22 13:58:13	0.625	105.3	13.9
189	2010/07/22 13:58:36	1.000	92.8	7.4
190	2010/07/22 13:58:51	1.000	93.7	10.2
191	2010/07/22 13:59:01	0.750	90.9	10.3
192	2010/07/22 13:59:10	0.625	97.0	11.3
193	2010/07/22 13:59:17	0.750	92.7	12.1
194	2010/07/22 13:59:37	0.875	82.7	7.1
195	2010/07/22 14:00:10	0.625	91.0	11.8
196	2010/07/22 14:00:13	0.500	98.8	13.3
197	2010/07/22 14:00:14	0.625	104.7	13.6
198	2010/07/22 14:00:23	0.750	89.9	8.4
199	2010/07/22 14:00:33	0.625	96.4	12.8
200	2010/07/22 14:00:37	0.625	89.1	11.5
201	2010/07/22 14:00:50	0.750	89.8	10.3
202	2010/07/22 14:01:06	1.000	93.9	10.9
203	2010/07/22 14:01:33	0.500	97.3	11.7
204	2010/07/22 14:01:35	0.875	95.8	11.3
205	2010/07/22 14:01:43	1.000	91.4	11.1
206	2010/07/22 14:02:05	0.875	100.0	8.4
207	2010/07/22 14:02:15	0.875	87.1	9.7
208	2010/07/22 14:02:32	0.875	94.2	10.7

209	2010/07/22 14:03:13	1.000	86.4	10.1
210	2010/07/22 14:03:43	0.625	94.9	12.3
211	2010/07/22 14:05:06	1.000	88.0	9.6
212	2010/07/22 14:05:36	0.625	93.6	11.8
213	2010/07/22 14:05:45	1.000	94.8	12.1
214	2010/07/22 14:05:47	0.625	91.9	10.0
215	2010/07/22 14:06:19	1.000	94.9	11.3
216	2010/07/22 14:06:27	1.000	92.9	12.0
217	2010/07/22 14:06:40	1.000	92.9	11.3
218	2010/07/22 14:07:17	0.875	97.6	11.4
219	2010/07/22 14:07:24	0.875	94.5	11.5
220	2010/07/22 14:07:51	0.875	91.3	12.5
221	2010/07/22 14:08:03	0.875	101.0	7.5
222	2010/07/22 14:08:26	0.625	99.8	10.8
223	2010/07/22 14:11:08	0.875	95.2	9.5
224	2010/07/22 14:11:29	0.625	93.7	10.7
225	2010/07/22 14:13:13	0.625	94.3	11.6
226	2010/07/22 14:13:33	0.625	96.9	10.0
227	2010/07/22 14:13:58	0.750	91.8	10.3
228	2010/07/22 14:14:10	0.875	94.6	9.0
229	2010/07/22 14:14:14	0.750	98.9	10.5
230	2010/07/22 14:14:16	0.750	94.9	10.5
231	2010/07/22 14:14:19	0.875	93.7	7.9
232	2010/07/22 14:15:00	0.875	92.9	10.9
233	2010/07/22 14:15:01	0.875	89.7	7.3
234	2010/07/22 14:15:21	0.500	100.5	12.9
235	2010/07/22 14:15:43	0.625	97.4	12.1
236	2010/07/22 14:15:46	0.625	95.6	11.5
237	2010/07/22 14:15:56	0.750	93.2	10.2
238	2010/07/22 14:15:58	0.750	95.9	12.9
239	2010/07/22 14:16:12	0.750	94.0	9.7
240	2010/07/22 14:16:13	0.750	92.4	9.9
241	2010/07/22 14:16:29	0.625	94.1	11.3
242	2010/07/22 14:18:14	0.875	89.5	8.9

243	2010/07/22 14:18:37	0.625	100.3	11.6
244	2010/07/22 14:19:17	1.000	89.0	8.0
245	2010/07/22 14:20:02	0.625	94.3	12.4
246	2010/07/22 14:20:04	0.875	94.5	11.8
247	2010/07/22 14:20:23	0.875	94.0	11.6
248	2010/07/22 14:20:38	0.625	100.6	11.8
249	2010/07/22 14:21:06	1.000	95.7	8.1
250	2010/07/22 14:23:34	0.500	104.8	14.1
251	2010/07/22 14:24:00	0.625	101.8	13.0
252	2010/07/22 14:24:42	0.875	92.0	10.6
253	2010/07/22 14:28:06	0.625	94.5	11.9
254	2010/07/22 14:29:10	0.750	93.7	9.9
255	2010/07/22 14:29:35	0.875	97.7	8.1
256	2010/07/22 14:31:01	0.875	97.6	9.2
257	2010/07/22 14:31:12	1.000	90.1	8.1
258	2010/07/22 14:31:57	0.875	94.2	7.8
259	2010/07/22 14:33:40	0.625	87.3	12.0
260	2010/07/22 14:34:28	0.875	87.5	9.4
261	2010/07/22 14:35:22	0.875	96.0	7.7
262	2010/07/22 14:35:54	0.875	99.5	9.7
263	2010/07/22 14:35:58	1.000	87.6	7.7
264	2010/07/22 14:36:31	0.875	84.5	11.1
265	2010/07/22 14:36:34	0.625	87.5	12.8
266	2010/07/22 14:36:51	0.750	89.6	13.1
267	2010/07/22 14:36:55	0.750	96.0	10.3
268	2010/07/22 14:37:30	0.750	91.4	10.6
269	2010/07/22 14:37:34	0.875	94.7	11.7
270	2010/07/22 14:38:46	0.875	86.7	11.0
271	2010/07/22 14:39:55	0.625	88.7	11.8
272	2010/07/22 14:39:57	0.500	92.0	10.8
273	2010/07/22 14:40:09	1.000	87.9	9.8
274	2010/07/22 14:40:53	1.000	83.1	7.3
275	2010/07/22 14:41:10	1.000	84.8	9.9
276	2010/07/22 14:42:09	1.000	93.6	9.2

277	2010/07/22 14:42:12	0.750	92.6	9.9
278	2010/07/22 14:42:14	0.750	90.4	11.2
279	2010/07/22 14:43:04	0.625	96.1	13.2
280	2010/07/22 14:43:22	0.875	93.8	10.5
281	2010/07/22 14:45:03	0.875	88.0	10.6
282	2010/07/22 14:45:27	0.625	106.2	12.1
283	2010/07/22 14:45:43	1.000	92.0	9.5
284	2010/07/22 14:46:44	0.875	98.6	12.5
285	2010/07/22 14:47:36	0.750	90.4	7.2
286	2010/07/22 14:48:00	0.625	87.4	10.4
287	2010/07/22 14:48:33	0.875	85.2	12.3
288	2010/07/22 14:48:37	0.750	85.9	7.9
289	2010/07/22 14:48:56	0.750	92.2	10.6
290	2010/07/22 14:49:06	0.875	86.6	8.1
291	2010/07/22 14:49:08	0.500	86.3	10.5
292	2010/07/22 14:49:19	0.750	90.0	9.9
293	2010/07/22 14:49:31	0.750	89.1	11.2
294	2010/07/22 14:49:49	1.000	86.6	12.0
295	2010/07/22 14:51:16	1.000	86.9	10.0
296	2010/07/22 14:53:02	1.000	92.4	7.4
297	2010/07/22 14:53:07	1.000	99.8	10.4
298	2010/07/22 14:53:20	0.750	92.1	10.1
299	2010/07/22 14:53:50	0.875	88.8	11.3
300	2010/07/22 14:55:27	0.750	86.2	12.1
301	2010/07/22 14:58:31	0.625	87.7	13.0
302	2010/07/22 14:59:46	0.875	91.2	10.4
303	2010/07/22 15:00:01	0.625	88.3	12.9
304	2010/07/22 15:00:15	0.875	89.3	10.3
305	2010/07/22 15:00:54	0.875	94.1	10.7
306	2010/07/22 15:01:04	1.000	87.4	11.4
307	2010/07/22 15:02:20	0.875	85.8	11.5
308	2010/07/22 15:02:22	0.750	84.5	8.4
309	2010/07/22 15:04:43	0.625	89.4	12.8
310	2010/07/22 15:07:11	1.000	89.6	8.5

311	2010/07/22 15:07:46	0.750	91.9	11.8
312	2010/07/22 15:08:11	1.000	82.4	8.2
313	2010/07/22 15:08:16	0.750	87.4	11.5
314	2010/07/22 15:08:27	0.750	86.3	12.4
315	2010/07/22 15:08:32	0.750	84.7	11.6
316	2010/07/22 15:08:37	1.000	88.8	9.5
317	2010/07/22 15:08:38	0.625	90.9	10.7
318	2010/07/22 15:08:45	1.000	83.7	7.4
319	2010/07/22 15:08:56	1.000	87.4	6.9
320	2010/07/22 15:08:59	0.750	88.7	9.1
321	2010/07/22 15:09:15	1.000	93.4	7.0
322	2010/07/22 15:09:41	1.000	92.3	11.2
323	2010/07/22 15:09:54	0.750	88.6	10.0
324	2010/07/22 15:10:04	0.875	93.1	11.8
325	2010/07/22 15:10:23	0.875	90.5	9.9
326	2010/07/22 15:10:30	0.875	90.1	9.3
327	2010/07/22 15:10:45	1.000	89.5	11.9
328	2010/07/22 15:11:22	0.750	90.8	12.8
329	2010/07/22 15:11:36	0.875	91.7	6.1
330	2010/07/22 15:11:41	0.875	89.0	9.4
331	2010/07/22 15:12:20	1.000	85.3	7.9
332	2010/07/22 15:12:38	0.875	92.6	9.6
333	2010/07/22 15:12:39	0.750	93.6	8.6
334	2010/07/22 15:12:42	0.625	91.3	11.5
335	2010/07/22 15:12:45	0.625	85.0	10.0
336	2010/07/22 15:12:47	0.750	95.5	10.5
337	2010/07/22 15:13:02	0.750	86.6	10.3
338	2010/07/22 15:13:06	0.750	92.1	11.8
339	2010/07/22 15:13:10	0.625	89.5	9.9
340	2010/07/22 15:13:25	0.750	89.8	10.5
341	2010/07/22 15:13:26	0.750	86.2	8.5
342	2010/07/22 15:13:33	1.000	88.7	8.8
343	2010/07/22 15:14:10	0.750	96.7	11.7
344	2010/07/22 15:14:52	1.000	96.9	8.3

345	2010/07/22 15:15:16	0.875	88.3	9.7
346	2010/07/22 15:15:18	0.750	97.3	9.8
347	2010/07/22 15:16:12	0.500	103.0	12.2
348	2010/07/22 15:16:25	0.875	89.4	11.4
349	2010/07/22 15:17:12	0.625	94.2	12.0
350	2010/07/22 15:17:18	0.875	96.6	9.2
351	2010/07/22 15:17:36	1.000	92.7	7.6
352	2010/07/22 15:17:53	0.625	89.6	8.6
353	2010/07/22 15:17:54	0.625	86.9	9.7
354	2010/07/22 15:18:01	0.875	87.9	11.7
355	2010/07/22 15:18:21	0.875	85.9	9.1
356	2010/07/22 15:18:46	0.875	80.8	8.8
357	2010/07/22 15:19:12	1.000	95.2	7.9
358	2010/07/22 15:20:15	0.875	89.8	11.0
359	2010/07/22 15:20:30	0.750	88.0	10.1
360	2010/07/22 15:20:36	0.750	93.8	7.7
361	2010/07/22 15:20:39	0.875	92.6	7.3
362	2010/07/22 15:20:43	0.625	95.5	10.5
363	2010/07/22 15:20:44	0.750	91.9	9.3
364	2010/07/22 15:22:08	0.500	90.5	12.6
365	2010/07/22 15:22:21	0.875	87.5	11.8
366	2010/07/22 15:22:33	0.875	87.3	10.9
367	2010/07/22 15:23:01	0.625	95.5	12.8
368	2010/07/22 15:23:51	0.875	97.8	8.3
369	2010/07/22 15:24:10	0.750	91.1	8.5
370	2010/07/22 15:24:43	0.875	90.8	8.6
371	2010/07/22 15:25:16	1.000	95.3	8.4
372	2010/07/22 15:26:00	0.750	88.4	12.5
373	2010/07/22 15:26:05	0.500	97.8	13.3
374	2010/07/22 15:26:30	1.000	86.7	10.5
375	2010/07/22 15:26:32	0.750	90.6	11.6
376	2010/07/22 15:26:41	1.000	96.4	9.4
377	2010/07/22 15:26:51	1.000	92.7	7.7
378	2010/07/22 15:26:52	1.000	92.7	9.0

379	2010/07/22 15:27:17	0.750	91.6	12.4
380	2010/07/22 15:27:40	1.000	83.2	11.0
381	2010/07/22 15:27:41	0.750	90.9	12.5
382	2010/07/22 15:27:43	0.500	97.2	13.5
383	2010/07/22 15:27:49	0.625	86.5	11.5
384	2010/07/22 15:27:56	0.875	93.3	9.5
385	2010/07/22 15:28:00	1.000	94.5	7.4
386	2010/07/22 15:28:06	1.000	94.7	12.0
387	2010/07/22 15:28:42	0.750	88.6	11.0
388	2010/07/22 15:29:03	0.625	89.4	11.8
389	2010/07/22 15:29:11	0.625	91.9	9.9
390	2010/07/22 15:29:22	0.875	91.0	9.1
391	2010/07/22 15:29:23	0.750	91.1	10.7
392	2010/07/22 15:29:27	0.750	89.9	8.4
393	2010/07/22 15:29:28	0.750	86.7	8.0
394	2010/07/22 15:29:30	0.875	89.5	11.3
395	2010/07/22 15:29:54	0.625	85.6	12.3
396	2010/07/22 15:30:01	0.875	88.5	9.3
397	2010/07/22 15:30:13	0.875	83.3	10.8
398	2010/07/22 15:30:57	0.750	100.0	12.0
399	2010/07/22 15:30:59	0.875	96.8	10.5
400	2010/07/22 15:31:00	0.625	98.0	11.5
401	2010/07/22 15:31:11	0.625	101.0	12.9
402	2010/07/22 15:31:31	0.875	86.0	7.8
403	2010/07/22 15:31:49	0.625	89.1	11.2
404	2010/07/22 15:31:57	0.875	91.5	9.3
405	2010/07/22 15:32:05	1.000	89.4	10.5
406	2010/07/22 15:32:08	0.750	89.0	9.4
407	2010/07/22 15:32:13	0.500	102.0	13.4
408	2010/07/22 15:32:30	1.000	87.5	9.3
409	2010/07/22 15:33:04	1.000	84.2	9.1
410	2010/07/22 15:33:20	0.875	86.2	8.7
411	2010/07/22 15:33:22	0.750	88.3	10.9
412	2010/07/22 15:33:37	0.875	89.3	11.5

413	2010/07/22 15:33:39	1.000	88.6	8.8
414	2010/07/22 15:33:42	0.750	88.6	12.5
415	2010/07/22 15:37:53	0.625	85.2	13.7
416	2010/07/22 15:37:56	1.000	78.6	11.7
417	2010/07/22 15:38:21	0.625	82.5	13.5
418	2010/07/22 15:39:02	0.625	79.6	11.9
419	2010/07/22 15:39:05	0.875	79.4	11.5
420	2010/07/22 15:41:01	0.625	79.1	10.7
421	2010/07/22 15:44:32	0.625	74.0	10.8
422	2010/07/22 15:53:36	0.750	70.7	8.6
423	2010/07/22 16:01:34	0.625	92.1	13.3
424	2010/07/22 16:01:43	0.875	83.6	7.1
425	2010/07/22 16:01:50	1.000	90.0	7.3
426	2010/07/22 16:02:02	1.000	81.0	5.8
427	2010/07/22 16:02:04	0.875	79.2	7.5
428	2010/07/22 16:02:45	0.750	84.2	10.3
429	2010/07/22 16:03:25	0.875	84.7	11.4
430	2010/07/22 16:03:38	0.750	89.7	11.4
431	2010/07/22 16:03:39	1.000	84.5	9.9
432	2010/07/22 16:04:13	0.625	86.0	8.5
433	2010/07/22 16:05:08	0.875	86.8	10.7
434	2010/07/22 16:05:22	0.875	91.1	10.6
435	2010/07/22 16:05:23	0.875	91.3	8.2
436	2010/07/22 16:05:33	1.000	88.8	8.0
437	2010/07/22 16:06:31	0.875	82.9	8.1
438	2010/07/22 16:06:51	0.750	92.6	6.5
439	2010/07/22 16:06:58	0.750	97.2	10.2
440	2010/07/22 16:07:15	0.750	90.9	7.6
441	2010/07/22 16:07:16	0.875	95.2	10.4
442	2010/07/22 16:07:31	0.625	98.1	12.5
443	2010/07/22 16:07:33	0.875	94.4	9.8
444	2010/07/22 16:08:26	1.000	91.3	8.4
445	2010/07/22 16:08:29	0.750	88.6	11.1
446	2010/07/22 16:08:50	0.875	105.3	8.5

447	2010/07/22 16:08:53	0.875	93.8	7.8
448	2010/07/22 16:08:57	0.625	85.8	7.3
449	2010/07/22 16:08:59	1.000	97.0	7.2
450	2010/07/22 16:09:08	0.750	98.0	9.9
451	2010/07/22 16:09:13	1.000	83.3	8.4
452	2010/07/22 16:09:19	0.875	89.1	9.7
453	2010/07/22 16:09:21	0.875	83.4	8.1
454	2010/07/22 16:09:28	0.500	104.7	14.1
455	2010/07/22 16:09:39	0.875	86.1	8.7
456	2010/07/22 16:09:52	0.500	100.1	13.7
457	2010/07/22 16:10:06	0.500	98.8	13.1
458	2010/07/22 16:10:23	0.625	93.8	10.2
459	2010/07/22 16:10:46	0.625	89.5	9.2
460	2010/07/22 16:10:46	0.750	91.7	9.5
461	2010/07/22 16:11:08	0.875	93.3	9.6
462	2010/07/22 16:11:10	0.750	95.9	10.9
463	2010/07/22 16:11:11	0.750	95.0	10.0
464	2010/07/22 16:11:14	1.000	94.8	10.4
465	2010/07/22 16:11:24	0.500	104.8	13.3
466	2010/07/22 16:11:34	1.000	96.7	6.9
467	2010/07/22 16:11:39	0.625	96.6	7.4
468	2010/07/22 16:11:41	0.875	97.0	8.5
469	2010/07/22 16:11:49	0.500	96.9	13.9
470	2010/07/22 16:12:01	0.750	92.0	9.9
471	2010/07/22 16:12:55	0.875	89.4	7.8
472	2010/07/22 16:12:58	0.875	93.4	12.7
473	2010/07/22 16:13:17	1.000	83.8	9.7
474	2010/07/22 16:13:34	1.000	86.3	8.8
475	2010/07/22 16:14:09	1.000	86.5	8.0
476	2010/07/22 16:14:16	0.625	88.9	8.0
477	2010/07/22 16:14:35	0.500	93.6	11.2
478	2010/07/22 16:14:42	1.000	94.6	7.3
479	2010/07/22 16:15:08	0.500	85.5	11.2
480	2010/07/22 16:15:12	0.750	92.3	11.6

481	2010/07/22 16:15:14	1.000	98.0	11.4
482	2010/07/22 16:15:19	0.875	93.5	6.1
483	2010/07/22 16:15:23	1.000	94.1	9.4
484	2010/07/22 16:15:53	1.000	81.2	10.8
485	2010/07/22 16:16:12	1.000	93.8	7.6
486	2010/07/22 16:16:13	0.500	92.1	8.6
487	2010/07/22 16:16:14	0.750	90.7	9.7
488	2010/07/22 16:16:20	0.875	100.3	9.3
489	2010/07/22 16:16:24	0.750	91.5	8.7
490	2010/07/22 16:16:34	0.625	84.5	10.4
491	2010/07/22 16:16:43	0.750	95.9	6.7
492	2010/07/22 16:16:44	0.875	90.0	7.5
493	2010/07/22 16:16:46	0.500	92.7	10.4
494	2010/07/22 16:16:56	0.625	100.3	7.3
495	2010/07/22 16:17:10	0.500	97.8	13.3
496	2010/07/22 16:17:16	1.000	80.0	11.9
497	2010/07/22 16:17:28	0.500	93.1	9.8
498	2010/07/22 16:17:29	0.875	98.9	10.9
499	2010/07/22 16:17:31	0.500	94.4	10.6
500	2010/07/22 16:17:34	0.625	99.4	12.5
501	2010/07/22 16:17:43	0.750	85.7	10.2
502	2010/07/22 16:17:46	0.750	82.4	10.1
503	2010/07/22 16:17:58	0.875	107.4	11.7
504	2010/07/22 16:18:00	1.000	97.3	11.3
505	2010/07/22 16:18:07	0.500	107.0	13.9
506	2010/07/22 16:18:08	0.750	96.8	14.6
507	2010/07/22 16:18:09	0.750	98.5	13.5
508	2010/07/22 16:18:29	0.750	98.6	10.4
509	2010/07/22 16:18:37	0.625	92.5	9.3
510	2010/07/22 16:18:38	0.625	92.5	9.4
511	2010/07/22 16:18:41	0.750	89.4	10.1
512	2010/07/22 16:18:48	0.875	88.2	6.2
513	2010/07/22 16:19:02	0.625	106.9	12.9
514	2010/07/22 16:19:04	0.625	97.8	14.0

515	2010/07/22 16:19:24	0.875	87.2	9.6
516	2010/07/22 16:19:26	0.625	90.6	12.1
517	2010/07/22 16:19:32	0.625	83.9	11.4
518	2010/07/22 16:19:34	1.000	97.9	13.0
519	2010/07/22 16:20:34	0.625	95.4	9.2
520	2010/07/22 16:20:35	0.750	94.9	10.3
521	2010/07/22 16:20:40	0.625	96.0	10.5
522	2010/07/22 16:20:48	0.500	94.2	8.7
523	2010/07/22 16:20:57	0.625	94.5	9.1
524	2010/07/22 16:21:00	0.500	98.7	13.6
525	2010/07/22 16:21:01	0.875	95.8	12.1
526	2010/07/22 16:21:51	0.875	88.1	7.3
527	2010/07/22 16:22:11	0.875	97.8	7.5
528	2010/07/22 16:22:13	0.625	90.0	6.1
529	2010/07/22 16:22:32	0.875	90.0	10.2
530	2010/07/22 16:23:09	0.875	87.2	9.2
531	2010/07/22 16:23:14	0.625	92.3	12.2
532	2010/07/22 16:24:55	1.000	90.7	10.2
533	2010/07/22 16:24:58	1.000	91.4	6.7
534	2010/07/22 16:25:38	0.875	94.3	11.2
535	2010/07/22 16:25:46	1.000	96.7	12.8
536	2010/07/22 16:26:03	0.500	99.5	7.4
537	2010/07/22 16:26:03	0.625	95.4	7.8
538	2010/07/22 16:28:12	1.000	86.4	7.5
539	2010/07/22 16:29:15	0.875	82.7	7.4
540	2010/07/22 16:29:21	0.750	88.1	9.8
541	2010/07/22 16:29:47	0.875	101.4	9.1
542	2010/07/22 16:29:51	0.750	95.1	8.7
543	2010/07/22 16:30:04	0.750	92.3	9.4
544	2010/07/22 16:30:06	0.625	90.9	10.5
545	2010/07/22 16:30:31	0.750	98.1	12.3
546	2010/07/22 16:31:24	0.625	92.0	9.4
547	2010/07/22 16:31:24	0.750	93.2	10.1
548	2010/07/22 16:31:42	1.000	89.9	8.5

549	2010/07/22 16:31:50	0.750	88.0	6.1
550	2010/07/22 16:31:56	0.625	91.1	10.8
551	2010/07/22 16:31:58	0.625	93.6	12.7
552	2010/07/22 16:32:00	0.625	93.7	12.3
553	2010/07/22 16:32:01	0.750	92.7	11.1
554	2010/07/22 16:32:06	1.000	90.1	8.3
555	2010/07/22 16:32:19	0.625	97.8	11.5
556	2010/07/22 16:32:25	0.875	97.5	6.3
557	2010/07/22 16:32:32	0.625	95.1	12.0
558	2010/07/22 16:32:47	0.750	107.4	12.2
559	2010/07/22 16:32:52	1.000	93.8	9.7
560	2010/07/22 16:32:53	1.000	95.3	8.1
561	2010/07/22 16:33:04	0.500	102.0	10.9
562	2010/07/22 16:33:35	0.625	90.3	10.2
563	2010/07/22 16:33:37	0.625	95.7	11.4
564	2010/07/22 16:34:21	0.875	96.5	9.1
565	2010/07/22 16:34:30	0.625	98.7	10.6
566	2010/07/22 16:34:40	0.750	93.0	6.3
567	2010/07/22 16:34:43	0.500	101.8	10.1
568	2010/07/22 16:34:49	0.625	98.3	10.1
569	2010/07/22 16:34:58	1.000	89.0	11.3
570	2010/07/22 16:35:04	1.000	93.6	9.8
571	2010/07/22 16:36:10	0.625	98.7	11.7
572	2010/07/22 16:36:12	1.000	94.8	11.8
573	2010/07/22 16:36:37	0.875	95.7	7.4
574	2010/07/22 16:36:45	0.875	93.0	9.2
575	2010/07/22 16:36:53	1.000	100.1	6.2
576	2010/07/22 16:37:47	0.625	93.2	12.6
577	2010/07/22 16:37:48	0.500	94.2	13.5
578	2010/07/22 16:37:49	0.750	86.5	14.3
579	2010/07/22 16:37:49	0.625	109.2	11.2
580	2010/07/22 16:37:50	0.500	104.3	10.4
581	2010/07/22 16:37:53	0.625	103.5	10.9
582	2010/07/22 16:37:57	0.625	105.6	11.1

583	2010/07/22 16:38:00	0.875	94.9	12.9
584	2010/07/22 16:38:01	0.875	90.6	11.3
585	2010/07/22 16:38:02	0.750	95.7	10.9
586	2010/07/22 16:38:32	0.625	94.6	12.2
587	2010/07/22 16:39:09	0.625	98.0	12.7
588	2010/07/22 16:39:10	0.750	97.7	8.4
589	2010/07/22 16:39:58	0.875	101.8	11.3
590	2010/07/22 16:41:46	0.750	82.4	9.7
591	2010/07/22 16:42:11	0.750	85.1	8.6
592	2010/07/22 16:42:18	0.875	85.5	7.8
593	2010/07/22 16:42:33	0.750	96.7	12.5
594	2010/07/22 16:42:43	0.750	83.3	7.7
595	2010/07/22 16:42:49	0.750	84.8	7.9
596	2010/07/22 16:43:18	1.000	85.9	6.4
597	2010/07/22 16:43:59	0.500	105.6	14.2
598	2010/07/22 16:44:01	0.625	88.3	16.1
599	2010/07/22 16:44:04	0.500	106.7	14.1
600	2010/07/22 16:44:14	0.750	98.3	12.8
601	2010/07/22 16:44:20	0.625	105.0	12.9
602	2010/07/22 16:44:22	0.750	86.1	14.6
603	2010/07/22 16:45:30	0.875	99.1	9.7
604	2010/07/22 16:46:17	1.000	92.9	9.3
605	2010/07/22 16:46:48	1.000	89.3	7.8
606	2010/07/22 16:47:31	0.750	97.2	13.4
607	2010/07/22 16:47:32	0.625	98.3	12.7
608	2010/07/22 16:48:15	1.000	90.7	8.0
609	2010/07/22 16:48:17	0.750	91.8	11.3
610	2010/07/22 16:48:19	0.625	92.9	12.1
611	2010/07/22 16:48:22	1.000	93.0	11.4
612	2010/07/22 16:48:25	0.500	92.9	11.0
613	2010/07/22 16:48:26	0.750	87.2	10.5
614	2010/07/22 16:48:48	0.750	85.1	10.8
615	2010/07/22 16:48:52	1.000	101.2	8.4
616	2010/07/22 16:49:13	1.000	88.3	9.6

617	2010/07/22 16:49:23	1.000	98.0	9.1
618	2010/07/22 16:49:34	1.000	91.5	11.9
619	2010/07/22 16:49:55	0.625	103.8	13.1
620	2010/07/22 16:50:12	0.750	86.3	11.6
621	2010/07/22 16:50:16	0.625	90.7	11.2
622	2010/07/22 16:51:02	0.750	91.0	10.8
623	2010/07/22 16:51:25	0.625	93.1	11.7
624	2010/07/22 16:51:31	1.000	95.7	8.5
625	2010/07/22 16:51:37	0.625	92.2	12.2
626	2010/07/22 16:51:41	0.625	95.2	10.6
627	2010/07/22 16:51:42	0.750	97.9	11.3
628	2010/07/22 16:51:44	0.875	95.8	11.3
629	2010/07/22 16:51:50	0.875	85.0	11.1
630	2010/07/22 16:51:54	1.000	82.3	10.5
631	2010/07/22 16:52:04	0.875	95.6	10.9
632	2010/07/22 16:52:09	1.000	94.9	13.9
633	2010/07/22 16:52:14	0.875	101.3	9.2
634	2010/07/22 16:52:37	0.750	92.8	9.2
635	2010/07/22 16:52:44	0.875	91.0	6.4
636	2010/07/22 16:52:47	0.750	88.2	7.7
637	2010/07/22 16:53:20	0.750	93.1	13.0
638	2010/07/22 16:53:28	1.000	89.8	11.3
639	2010/07/22 16:53:30	0.500	86.6	11.5
640	2010/07/22 16:53:35	0.875	75.2	10.2
641	2010/07/22 16:57:15	0.875	84.6	8.4
642	2010/07/22 16:59:04	0.750	95.3	9.4
643	2010/07/22 16:59:10	0.875	94.0	10.0
644	2010/07/22 16:59:12	0.625	94.6	12.5
645	2010/07/22 16:59:28	0.875	83.8	6.8
646	2010/07/22 16:59:43	1.000	88.1	6.2
647	2010/07/22 16:59:45	0.625	90.1	10.8
648	2010/07/22 16:59:53	1.000	97.2	10.5
649	2010/07/22 17:00:06	0.875	81.8	7.7
650	2010/07/22 17:00:13	0.625	97.9	13.1

651	2010/07/22 17:00:30	0.750	92.9	10.7
652	2010/07/22 17:00:43	0.625	84.5	11.7
653	2010/07/22 17:01:52	0.875	71.8	8.8
654	2010/07/22 17:26:20	1.000	77.6	11.3
655	2010/07/22 17:26:43	0.625	71.3	12.1
656	2010/07/22 17:27:03	0.625	73.3	12.1
657	2010/07/22 17:27:13	0.750	83.7	10.2
658	2010/07/22 17:29:31	1.000	71.5	10.4
659	2010/07/22 17:29:37	0.625	74.6	12.1
660	2010/07/22 17:34:05	0.625	79.0	13.2
661	2010/07/22 17:34:07	0.625	71.0	13.2
662	2010/07/22 17:34:08	0.625	74.5	11.3
663	2010/07/22 17:34:09	0.750	69.3	11.5
664	2010/07/22 17:34:50	0.750	68.3	11.9
665	2010/07/22 17:38:07	0.625	72.8	12.5
666	2010/07/22 17:41:02	0.750	71.0	9.5
667	2010/07/22 17:57:02	0.875	72.0	11.8
668	2010/07/22 17:59:47	0.500	84.3	13.2
669	2010/07/22 17:59:52	0.750	69.2	11.6
670	2010/07/22 18:03:54	0.750	71.6	8.9
671	2010/07/22 18:10:33	0.875	74.0	10.8
672	2010/07/22 18:13:11	1.000	73.6	9.2
673	2010/07/22 18:16:38	0.750	67.1	8.7
674	2010/07/22 18:19:44	1.000	66.5	11.5
675	2010/07/22 18:20:07	0.500	74.8	13.2
676	2010/07/22 18:20:08	0.500	81.9	11.5
677	2010/07/22 18:23:43	1.000	90.0	10.2
678	2010/07/22 18:25:50	0.750	67.1	10.7
679	2010/07/22 18:47:34	0.750	72.6	10.4
680	2010/07/22 18:49:10	0.625	72.0	11.0
681	2010/07/22 18:49:16	0.875	72.0	10.0
682	2010/07/22 19:12:53	0.875	70.8	7.8
683	2010/07/22 19:20:05	0.875	69.4	8.5
684	2010/07/22 19:21:49	0.625	76.3	13.0

685	2010/07/22 19:23:49	0.750	71.0	12.0
686	2010/07/22 19:28:44	0.750	70.7	8.4
687	2010/07/22 19:37:19	0.875	68.3	7.2
688	2010/07/22 19:39:42	0.625	70.7	11.6
689	2010/07/22 19:39:43	1.000	70.2	9.5
690	2010/07/22 19:39:44	0.875	68.5	6.5
691	2010/07/22 19:43:56	0.750	67.9	8.6
692	2010/07/22 19:47:30	0.500	77.3	11.3
693	2010/07/22 19:48:19	0.625	77.3	13.4
694	2010/07/22 19:48:34	0.750	70.6	11.5
695	2010/07/22 19:49:57	0.750	73.2	8.5
696	2010/07/22 19:59:07	0.875	76.2	9.0
697	2010/07/22 19:59:09	0.625	73.7	10.9
698	2010/07/22 19:59:12	0.750	74.6	9.0
699	2010/07/22 20:06:12	0.875	77.2	11.9
700	2010/07/22 20:11:22	1.000	76.6	7.3
701	2010/07/22 20:19:28	0.625	67.1	8.5
702	2010/07/22 20:32:05	0.750	69.4	7.5
703	2010/07/22 20:32:32	0.875	74.4	7.5
704	2010/07/22 20:34:12	0.875	66.4	9.3
705	2010/07/22 20:38:12	0.875	70.2	8.2
706	2010/07/22 20:43:49	1.000	73.7	9.8
707	2010/07/22 20:47:48	0.750	69.2	11.7
708	2010/07/22 20:47:50	0.625	69.8	11.6
709	2010/07/22 20:50:25	0.750	66.9	7.4
710	2010/07/22 20:56:51	0.750	83.3	12.7
711	2010/07/22 20:57:41	0.625	81.4	13.0
712	2010/07/22 20:59:57	0.875	75.7	13.3
713	2010/07/22 21:05:18	0.500	80.2	13.3
714	2010/07/22 21:06:32	0.750	70.0	10.4
715	2010/07/22 21:07:37	1.000	65.7	9.1
716	2010/07/22 21:11:43	0.625	80.9	12.4
717	2010/07/22 21:12:24	0.875	69.8	9.1
718	2010/07/22 21:14:08	0.625	78.8	12.1

719	2010/07/22 21:19:53	0.750	73.0	12.6
720	2010/07/22 21:25:12	0.625	92.4	13.4
721	2010/07/22 21:25:15	0.875	78.3	14.2
722	2010/07/22 21:27:38	0.875	64.8	11.5
723	2010/07/22 21:35:37	0.625	68.8	9.5
724	2010/07/22 21:47:28	0.875	70.3	11.1
725	2010/07/22 21:50:01	0.750	62.6	11.9
726	2010/07/22 21:59:04	1.000	78.1	8.6
727	2010/07/22 21:59:53	0.875	63.5	8.9
728	2010/07/22 22:03:23	0.875	80.1	6.9
729	2010/07/22 22:03:30	0.875	75.9	10.7
730	2010/07/22 22:06:24	0.750	73.9	8.8
731	2010/07/22 22:07:44	0.625	68.8	9.4
732	2010/07/22 22:09:05	0.625	73.6	12.7
733	2010/07/22 22:09:47	0.625	83.5	13.1
734	2010/07/22 22:14:03	0.500	82.4	12.8
735	2010/07/22 22:14:04	0.750	79.0	10.6
736	2010/07/22 22:14:06	0.625	73.9	10.7
737	2010/07/22 22:14:19	0.750	67.4	11.9
738	2010/07/22 22:14:23	0.750	70.3	9.9
739	2010/07/22 22:14:26	0.750	67.7	10.3
740	2010/07/22 22:15:30	0.875	75.5	11.7
741	2010/07/22 22:18:39	0.625	81.1	13.2
742	2010/07/22 22:19:05	0.750	68.1	9.3
743	2010/07/22 22:23:53	0.750	77.5	8.5
744	2010/07/22 22:26:01	0.750	87.2	12.0
745	2010/07/22 22:34:46	0.625	80.6	13.4
746	2010/07/22 22:36:52	1.000	78.0	10.2
747	2010/07/22 22:36:59	1.000	67.3	10.3
748	2010/07/22 22:47:41	1.000	64.8	7.2
749	2010/07/22 22:50:41	0.875	69.5	6.9
750	2010/07/22 22:50:42	0.750	68.4	6.4
751	2010/07/22 22:59:35	0.750	63.6	8.6
752	2010/07/22 23:00:06	0.750	68.3	11.9

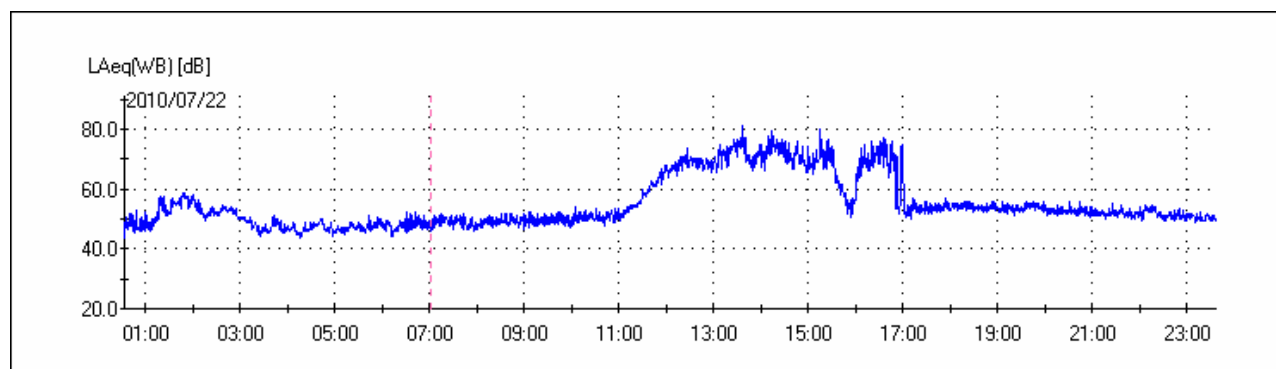
753	2010/07/22 23:00:16	0.750	63.5	10.8
754	2010/07/22 23:00:17	0.625	71.8	12.0
755	2010/07/22 23:01:07	0.625	85.4	13.3
756	2010/07/22 23:01:12	0.625	84.6	12.3
757	2010/07/22 23:13:28	0.500	92.3	14.1
758	2010/07/22 23:23:20	1.000	61.2	10.2
759	2010/07/22 23:31:54	0.750	64.9	11.7
760	2010/07/22 23:38:13	0.750	65.2	11.9

RICONOSCIMENTO COMPONENTI TONALI

Al fine di individuare la presenza di Componenti Tonalì (CT) nel rumore, si effettua un'analisi spettrale per bande normalizzate di 1/3 di ottava. Si considerano esclusivamente le CT aventi carattere stazionario nel tempo ed in frequenza.

L'analisi è stata svolta nell'intervallo di frequenza compreso tra 20 Hz e 20 KHz.

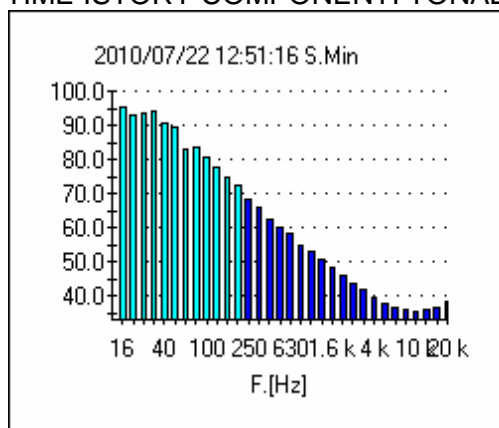
Si è in presenza di una CT se il livello minimo di una banda supera i livelli minimi delle bande adiacenti per almeno 5 dB.



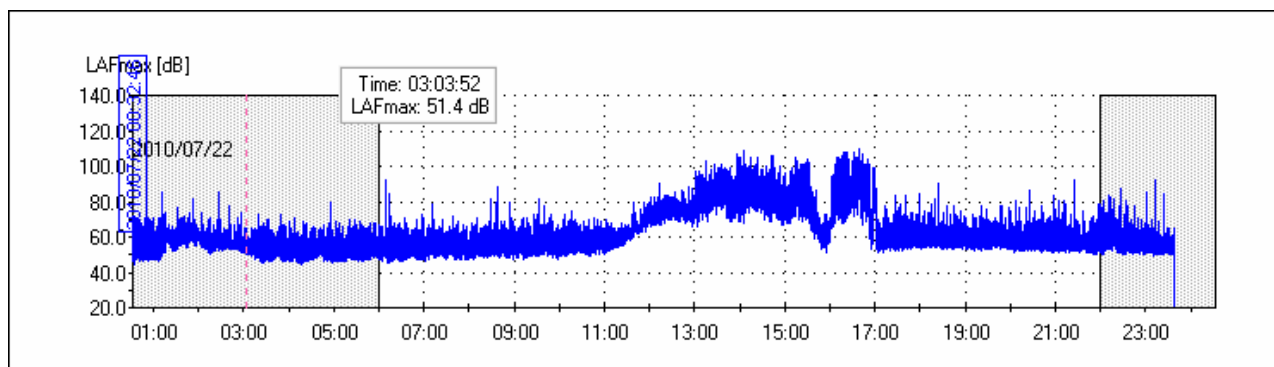
SOGLIE PENALIZZAZIONE	
Persistenza BF	5%
Persistenza AF	5%
TONALI [Hz]	PERSIST [%]
Freq: 80	0.0
Freq: 315	0.1
Freq: 1.6 k	0.1

Freq: 2 k	0.0
Freq: 3.15 k	0.0
PENALIZZAZIONI	
Penalizzazione BF: No	
Penalizzazione AF: No	

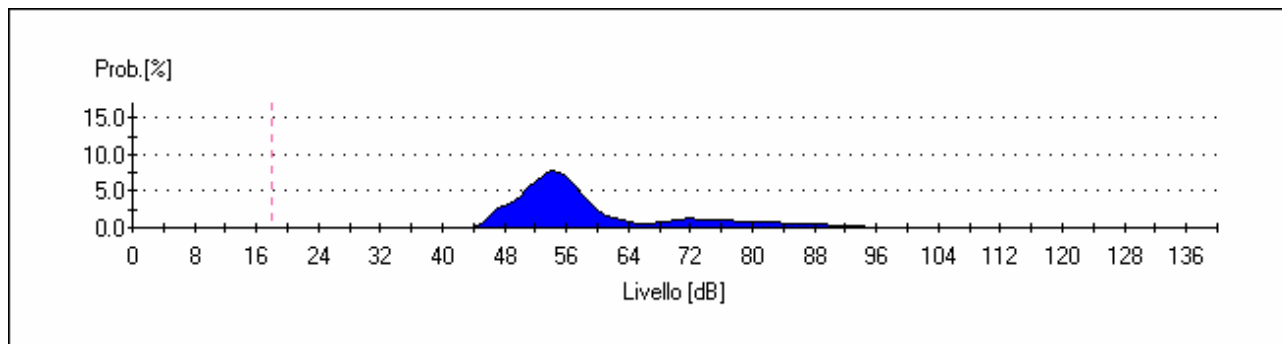
TIME HISTORY COMPONENTI TONALI



IL GRAFICO DEL CLIMA ACUSTICO GIORNALIERO



DISTRIBUTIVA



CUMULATIVA

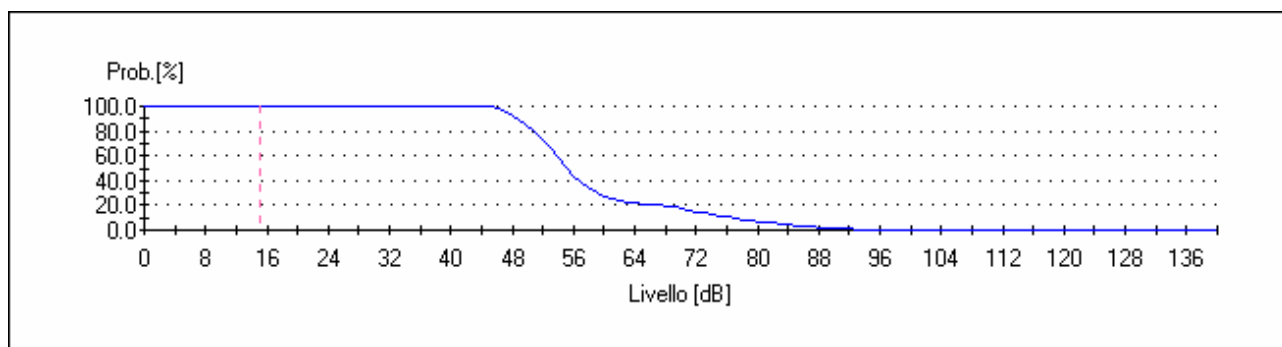
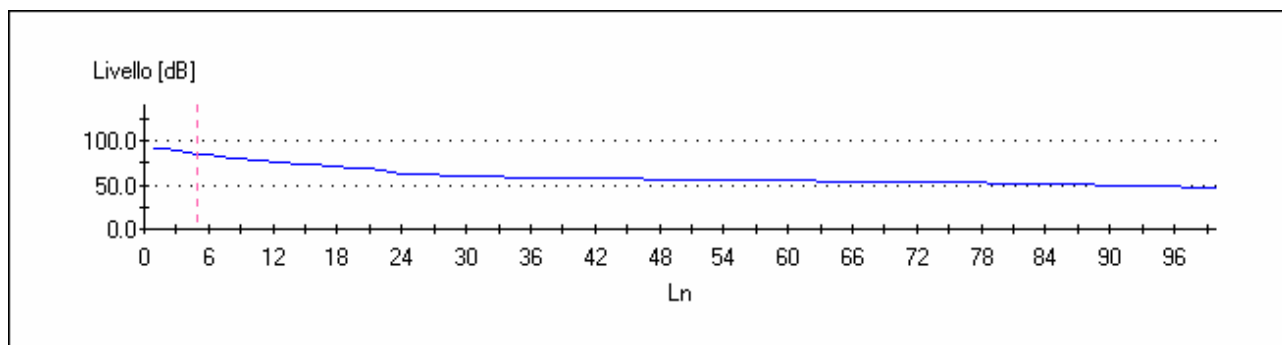


GRAFICO PERCENTILI



Livelli statistici L1, L5, L10, L50, L90, L95, L99; nelle 24 ore

Percentile	Leq.[dB]
0	92.0
1	92.0
2	89.0
3	87.0
4	85.0
5	84.0
6	82.0
7	81.0
8	79.0
9	78.0
10	77.0
11	76.0
12	75.0
13	74.0
14	73.0
15	72.5
16	72.0
17	71.0
18	70.0
19	69.0
20	68.0
21	66.0
22	64.0
23	63.0
24	62.5
25	62.0
26	61.5
27	61.0
28	60.5
29	60.0
30	59.7

31	59.3
32	59.0
33	58.8
34	58.6
35	58.4
36	58.2
37	58.0
38	57.8
39	57.7
40	57.5
41	57.3
42	57.2
43	57.0
44	56.9
45	56.7
46	56.6
47	56.4
48	56.3
49	56.1
50	56.0
51	55.9
52	55.8
53	55.6
54	55.5
55	55.4
56	55.3
57	55.1
58	55.0
59	54.9
60	54.7
61	54.6
62	54.4
63	54.3
64	54.1

65	54.0
66	53.9
67	53.8
68	53.6
69	53.5
70	53.4
71	53.3
72	53.1
73	53.0
74	52.8
75	52.7
76	52.5
77	52.3
78	52.2
79	52.0
80	51.8
81	51.6
82	51.4
83	51.2
84	51.0
85	50.8
86	50.5
87	50.3
88	50.0
89	49.8
90	49.5
91	49.3
92	49.0
93	48.7
94	48.3
95	48.0
96	47.5
97	47.0
98	46.5

99

46.0

LIVELLI PERCENTILI DIURNI

Percentile	Leq.[dB]
0	93.0
1	93.0
2	91.0
3	89.0
4	87.0
5	86.0
6	85.0
7	84.0
8	83.0
9	82.0
10	81.0
11	80.0
12	79.0
13	78.0
14	77.5
15	77.0
16	76.0
17	75.5
18	75.0
19	74.0
20	73.5
21	73.0
22	72.5
23	72.0
24	71.0
25	70.5
26	70.0
27	69.0
28	68.0

29	67.0
30	66.0
31	65.0
32	64.0
33	63.0
34	62.5
35	62.0
36	61.0
37	60.7
38	60.3
39	60.0
40	59.8
41	59.5
42	59.3
43	59.0
44	58.8
45	58.6
46	58.4
47	58.2
48	58.0
49	57.8
50	57.7
51	57.5
52	57.3
53	57.2
54	57.0
55	56.9
56	56.8
57	56.6
58	56.5
59	56.4
60	56.3
61	56.1
62	56.0

63	55.9
64	55.8
65	55.6
66	55.5
67	55.4
68	55.3
69	55.1
70	55.0
71	54.9
72	54.7
73	54.6
74	54.4
75	54.3
76	54.1
77	54.0
78	53.8
79	53.7
80	53.5
81	53.3
82	53.2
83	53.0
84	52.8
85	52.7
86	52.5
87	52.3
88	52.2
89	52.0
90	51.7
91	51.3
92	51.0
93	50.7
94	50.3
95	50.0
96	49.5

97	49.0
98	48.0
99	47.0

LIVELLI PERCENTILI NOTTURNI

Percentile	Leq.[dB]
0	65.0
1	65.0
2	63.0
3	62.0
4	61.0
5	60.5
6	60.0
7	59.7
8	59.3
9	59.0
10	58.8
11	58.5
12	58.3
13	58.0
14	57.8
15	57.6
16	57.4
17	57.2
18	57.0
19	56.8
20	56.7
21	56.5
22	56.3
23	56.2
24	56.0
25	55.9
26	55.7

27	55.6
28	55.4
29	55.3
30	55.1
31	55.0
32	54.9
33	54.8
34	54.7
35	54.6
36	54.4
37	54.3
38	54.2
39	54.1
40	54.0
41	53.9
42	53.8
43	53.6
44	53.5
45	53.4
46	53.3
47	53.1
48	53.0
49	52.9
50	52.8
51	52.6
52	52.5
53	52.4
54	52.3
55	52.1
56	52.0
57	51.9
58	51.8
59	51.7
60	51.6

61	51.4
62	51.3
63	51.2
64	51.1
65	51.0
66	50.9
67	50.8
68	50.6
69	50.5
70	50.4
71	50.3
72	50.1
73	50.0
74	49.8
75	49.7
76	49.5
77	49.3
78	49.2
79	49.0
80	48.9
81	48.7
82	48.6
83	48.4
84	48.3
85	48.1
86	48.0
87	47.9
88	47.7
89	47.6
90	47.4
91	47.3
92	47.1
93	47.0
94	46.8

95	46.6
96	46.4
97	46.2
98	46.0
99	45.0

LIVELLI DI IMPULS- FAST E SLOW MAX NELLE 24 ORE		
LAlp [dB]	LASp [dB]	LAFp [dB]
86.2	83.1	85.2
97.3	83.2	92.3
101.1	90.9	97.2
114.3	103.9	110
93.7	83.5	90
97.2	83.6	92.4
114.3	103.9	110

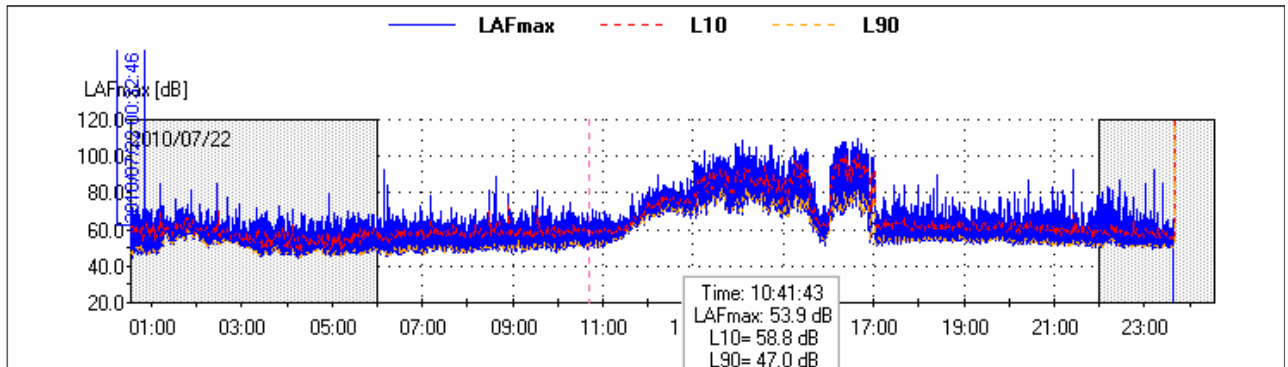
LIVELLI di Impuls – fast – slow massimi nelle 16 ore diurne

LIVELLI DI IMPULS- FAST E SLOW MAX DIURNI		
LAlp [dB]	LASp [dB]	LAFp [dB]
97.3	83.2	92.3
101.1	90.9	97.2
114.3	103.9	110
93.7	83.5	90
97	83.6	92.4
114.3	103.9	110

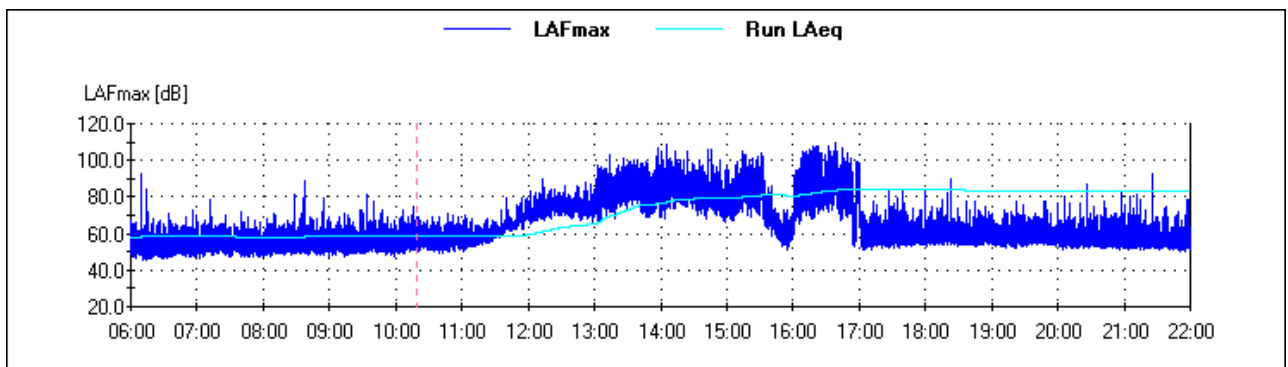
LIVELLI di Impuls – fast – slow massimi nelle 8 ore notturni

LIVELLI DI IMPULS- FAST E SLOW MAX NOTTURNI		
LAlp [dB]	LASp [dB]	LAFp [dB]
86.2	83.1	85.2
81.7	74.2	79.8
97.2	83.1	92.3
97.2	83.1	92.3

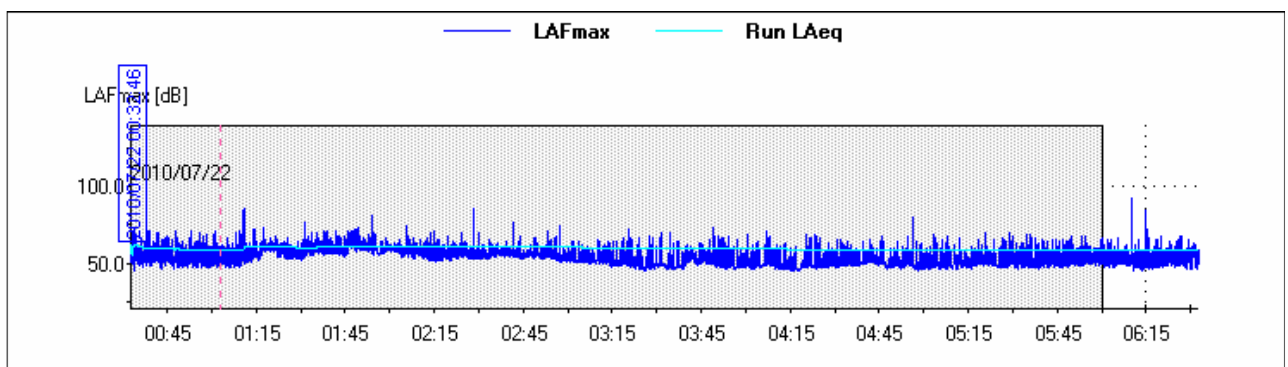
TIME HISTORY L10 – L90



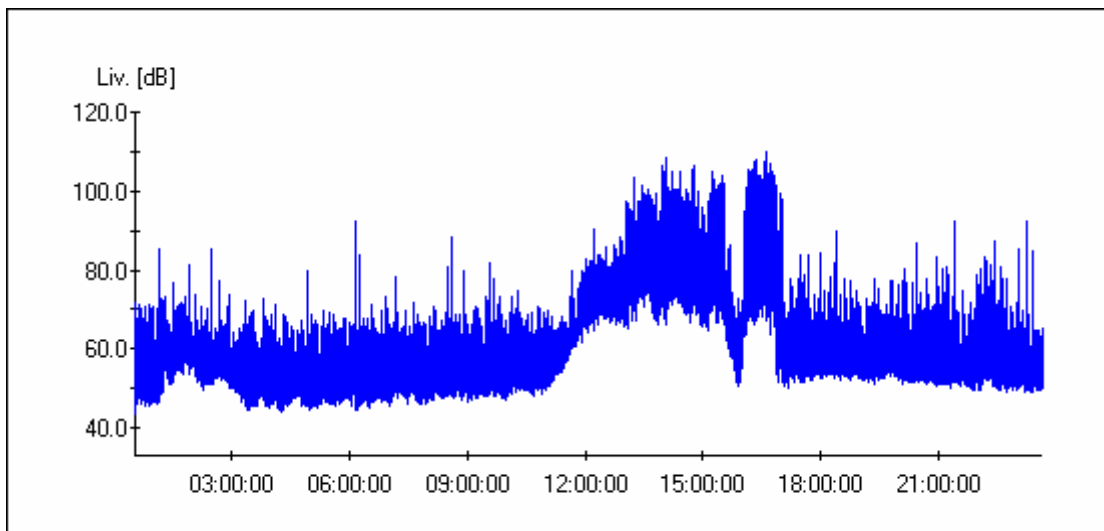
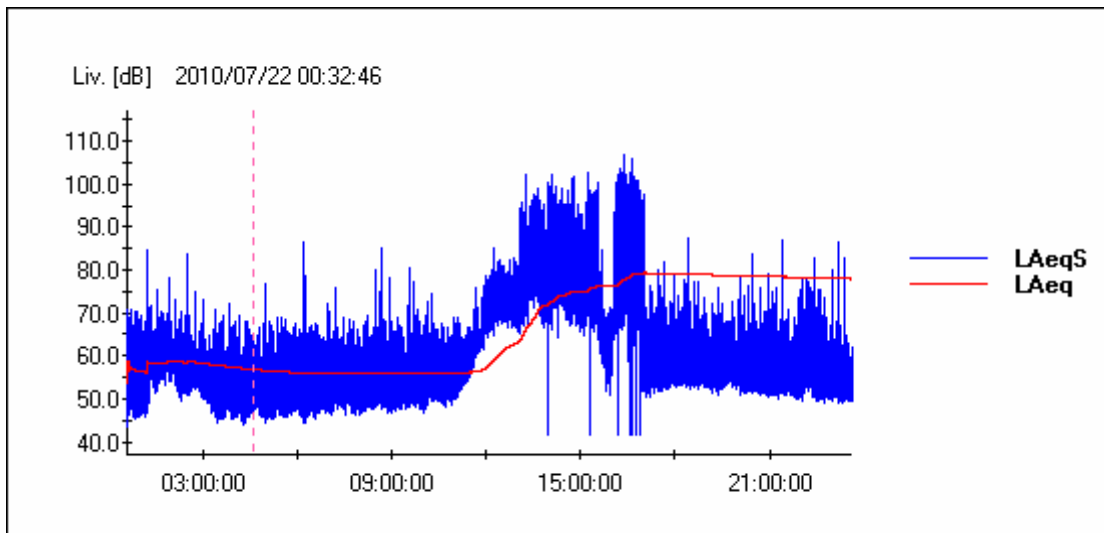
RUNNING Leq DIURNO



RUNNING Leq NOTTURNO



LA TIME HISTORY LIVELLO EQUIVALENTE PONDERATO "A"



LA TIME HISTORY LIVELLO PRESSIONE SONORA PONDERATA "A"

Punto	Ricettore	Indirizzo
	R_30_S	A20 - VENETICO
Descrizione del punto di misura		
<p>L'asta estensibile con il microfono posto all'altezza di mt. 4,00 dal piano di campagna è stata collocata nella corsia di sicurezza adiacente la carreggiata stradale prima dell'imbocco della galleria Cracoccia</p>		

Caratterizzazione del punto di misura/ricettore				
Zonizzazione acustica e limiti diurni/notturni				
<input type="checkbox"/>	Classe I	50 / 40 dB(a)		
<input type="checkbox"/>	Classe II	55 / 45 dB(a)		
<input checked="" type="checkbox"/>	Classe III	60 / 50 dB(a)		
<input type="checkbox"/>	Classe IV	65 / 55 dB(a)		
<input type="checkbox"/>	Classe V	70 / 60 dB(a)		
<input type="checkbox"/>	Classe VI	70 / 70 dB(a)		
Caratterizzazione delle sorgenti di rumore				
Tipologia CNR				
Pavimentazione	<input checked="" type="checkbox"/>	Conglomerato bituminoso chiuso	<input type="checkbox"/>	Fonoassorbente
	<input type="checkbox"/>	Conglomerato bituminoso aperto	<input type="checkbox"/>	altro
Note Eventuali				
Strumentazione adottata				
<p>Fonometro modello HD 2110 Classe 1, numero di serie 10060132243, - preamplificatore HD 2110 P, - microfono MK 221, numero di serie 34208 - Calibratore HD 2020 Classe 1 090 29825</p>				
Punto	Ricettore	Indirizzo		

R_30_S

A20-Venetico

Sintesi misure (ante e post mascheramenti eventi anomali o sorgenti regolamentate da DPR)

	Lun	Mar	Mer	Gio	Ven	Sab	Dom	SETT
Data	02-ago	27-lug	28-lug	29-lug	30-lug	31-lug	01-ago	
Laeq 6-22h (grn) [dBA]	74.3	74.3	74.1	74.4	74.4	74.1	73.1	74.10
Laeq 22-6h (ntt) [dBA]	69.6	68.5	68.3	68.6	69.5	69.6	69.7	69.11

RISULTATI MISURE - periodo **DIURNO** (6/22h)

Parametri	Lun	Mar	Mer	Gio	Ven	Sab	Dom	SETT
Data	02-ago	27-lug	28-lug	29-lug	30-lug	31-lug	01-ago	
Note								
L _{Aeq} . TM [dBA]	74.3	74.3	74.1	74.4	74.4	74.1	73.1	74.10
L1 [dBA]	81.0	81.0	81.0	81.0	81.0	81.0	80.0	80.86
L5 [dBA]	79.3	79.5	79.3	79.5	79.3	79.3	78.8	79.29
L10 [dBA]	78.2	78.3	78.0	78.3	78.2	78.2	77.6	78.11
L50 [dBA]	71.5	71.5	71.3	71.8	72.1	71.4	69.3	71.27
L90 [dBA]	59.5	59.5	59.5	61.0	61.0	59.0	53.0	58.93
L95 [dBA]	54.0	55.0	54.0	57.0	56.0	54.0	47.0	53.86
L99 [dBA]	46.0	47.0	45.0	48.0	48.0	47.0	40.0	45.86
L _I max [dBA]	101.7	99.2	93.8	97.6	102.3	91.0	98.3	97.70
L _F max [dBA]	101.4	98.5	92.8	96.0	101.6	90.8	96.0	96.73
L _s max [dBA]	97.6	95.9	89.8	91.8	98.7	88.3	91.0	93.30
K _I [dBA]	0	0	0	0	0	0	0	0
K _T [dBA]	0	0	0	0	0	0	0	0
L _{aeq} .TRC [dBA]	74.3	74.3	74.1	74.4	74.4	74.1	73.1	74.1

Note:

Punto

Ricettore

Indirizzo

	R_30_S	A20-Venetico
--	---------------	---------------------

Data	02-ago	27-lug	28-lug	29-lug	30-lug	31-lug	01-ago	
Sorgente stradale PALERMO - MESSINA								
	Lun	Mar	Mer	Gio	Ven	Sab	Dom	SETT
Veic. Leggeri/h	379	341	343	348	359	346	388	357.83
Veic. Pesanti/h	134	132	138	3328	137	86	70	575.05
Motocicli/h	29	29	27	26	27	25	27	27.31
Sorgente stradale MESSINA - PALERMO								
	Lun	Mar	Mer	Gio	Ven	Sab	Dom	SETT
Veic. Leggeri/h	363	397	388	422	407	469	483	418.39
Veic. Pesanti/h	173	125	129	161	185	128	144	149.33
Motocicli/h	18	14	13	17	18	13	18	15.851

Parametri meteorologici						
		6-9h	9-14h	14-19h	19-22h	Media
LUNEDI' 02-ago	Condizioni cielo	sereno	sereno	sereno	sereno	
	Temperatura	22.2	27.3	25.1	23.5	24.525
	Umidità relativa	62	58	65	61	61.5
	Velocità vento	0.6	1.1	2.9	0.7	1.325
	Direzione vento	W	N	W	N	
		6-9h	9-14h	14-19h	19-22h	Media
MARTEDI 27-lug	Condizioni cielo	sereno	sereno	sereno	sereno	
	Temperatura	23	28.6	26	24.3	25.475
	Umidità relativa	84	79	73	68	76
	Velocità vento	1.1	1.6	1.4	1.1	1.3
	Direzione vento	NE	N	N	N-NE	

Punto	Ricettore R_30_S	Indirizzo A20-Venetico
-------	----------------------------	----------------------------------

		6-9h	9-14h	14-19h	19-22h	Media
MERCOLEDI 28-lug	Condizioni cielo	sereno	sereno	sereno	sereno	
	Temperatura	24.4	26.2	26.6	23.6	25.2
	Umidità relativa	73	65	65	77	70
	Velocità vento	2.6	3.3	4.7	3.5	3.525
	Direzione vento	NE	N-NE	NE	NE	
		6-9h	9-14h	14-19h	19-22h	Media
GIOVEDI 29-lug	Condizioni cielo	sereno	sereno	sereno	sereno	
	Temperatura	25.4	31.1	29.1	27.4	28.25
	Umidità relativa	85	83	80	78	81.5
	Velocità vento	2.3	3.4	4.8	4.5	3.75
	Direzione vento	W	W	N	N W	
		6-9h	9-14h	14-19h	19-22h	Media
VENERDI 30-lug	Condizioni cielo	sereno	sereno	sereno	sereno	
	Temperatura	19.4	26.4	23.1	22	22.725
	Umidità relativa	79	66	64	55	66
	Velocità vento	0.5	1.1	1.4	0.2	0.8
	Direzione vento	NE	N	N	N-NE	
		6-9h	9-14h	14-19h	19-22h	Media
SABATO 31-lug	Condizioni cielo	sereno	sereno	sereno	sereno	
	Temperatura	18.9	24.2	27.6	23.1	23.45
	Umidità relativa	65	62	58	43	57
	Velocità vento	2.8	3.4	4.4	4.9	3.875
	Direzione vento	E-NE	N-NE	NE	N-NE	
		6-9h	9-14h	14-19h	19-22h	Media
DOMENICA 01-ago	Condizioni cielo	sereno	sereno	sereno	sereno	
	Temperatura	20.6	26.4	26.9	22.8	24.175
	Umidità relativa	65	51	40	66	55.5
	Velocità vento	0.8	1.6	3.8	0.8	1.75
	Direzione vento	E-S E	N-N E	N-N E	S E	
Punto	Ricettore	Indirizzo				

R_30_S

A20-Venetico

RISULTATI MISURE - periodo **NOTTURNO** (22/6h)

Parametri	Lun	Mar	Mer	Gio	Ven	Sab	Dom	SETT
Data	02-ago	27-lug	28-lug	29-lug	30-lug	31-lug	01-ago	
Note								
LAeq. TM [dBA]	69.6	68.5	68.3	68.6	69.5	69.6	69.7	69.11
L1 [dBA]	80.0	80.0	80.0	80.0	80.0	80.0	80.0	80.00
L5 [dBA]	76.5	76.0	75.5	76.0	76.5	76.5	77.0	76.29
L10 [dBA]	74.0	72.5	72.5	72.5	74.0	74.3	74.5	73.47
L50 [dBA]	59.5	52.5	53.0	52.5	58.3	60.0	61.0	56.69
L90 [dBA]	42.3	39.0	40.3	37.0	41.5	43.0	43.5	40.94
L95 [dBA]	40.0	37.0	38.3	33.0	39.0	40.0	40.5	38.26
L99 [dBA]	37.0	34.0	36.0	31.0	35.0	35.0	36.0	34.86
Ll max [dBA]	90.2	90.8	93.2	94.1	91.9	98.0	88.4	92.37
LF max [dBA]	89.4	89.8	91.4	91.9	91.1	97.6	87.1	91.19
Ls max [dBA]	87.4	86.8	85.4	88.7	88.2	92.8	84.1	87.63
Kl [dBA]	0	0	0	0	0	0	0	0
Kt [dBA]	0	0	0	0	0	0	0	0
Kb [dBA]	0	0	0	0	0	0	0	0
Laeq.TRC [dBA]	69.6	68.5	68.3	68.6	69.5	69.6	69.7	69.11

Note:

Punto	Ricettore R_30_S	Indirizzo A20-Venetico
-------	----------------------------	----------------------------------

Parametri meteorologici				
		22-2h	2-6h	Media
LUNEDI' 02-ago	Condizioni cielo	sereno	sereno	sereno
	Temperatura	19.1	17.5	18.3
	Umidità relativa	59	48	53.5
	Velocità vento	1.1	1.3	1.2
	Direzione vento	S	SSW	
		22-2h	2-6h	Media
MARTEDI 27-lug	Condizioni cielo	sereno	sereno	sereno
	Temperatura	18	17.4	17.7
	Umidità relativa	67	65	66
	Velocità vento	2.2	1.8	2
	Direzione vento	NE	W	
		22-2h	2-6h	Media
MERCOLEDI 28-lug	Condizioni cielo	sereno	sereno	sereno
	Temperatura	18.2	17.9	18.05
	Umidità relativa	81	83	82
	Velocità vento	0.2	1.4	0.8
	Direzione vento	N-NW	N-NE	
		22-2h	2-6h	Media
GIOVEDI 29-lug	Condizioni cielo	sereno	sereno	sereno
	Temperatura	22	18.4	20.2
	Umidità relativa	75	81	78
	Velocità vento	1.6	1.5	1.55
	Direzione vento	N	E-NE	

Punto	Ricettore R_30_S	Indirizzo A20-Venetico
-------	----------------------------	----------------------------------

		22-2h	2-6h	Media
VENERDI 30-lug	Condizioni cielo	sereno	sereno	sereno
	Temperatura	21.1	19.6	20.35
	Umidità relativa	75	68	71.5
	Velocità vento	0.3	0.5	0.4
	Direzione vento	N-NE	NE	
		22-2h	2-6h	Media
SABATO 31-lug	Condizioni cielo	sereno	sereno	sereno
	Temperatura	18.7	18.4	18.55
	Umidità relativa	62	57	59.5
	Velocità vento	1.1	0.5	0.8
	Direzione vento	N	N	
		22-2h	2-6h	Media
DOMENICA 01-ago	Condizioni cielo	sereno	sereno	sereno
	Temperatura	21.6	19	20.3
	Umidità relativa	70	78	74
	Velocità vento	0.8	0.3	0.55
	Direzione vento	N-NE	W-NW	

Punto	Ricettore R_30_S	Indirizzo A20-Venetico
-------	----------------------------	----------------------------------

Fotografia del punto di misura



Punto

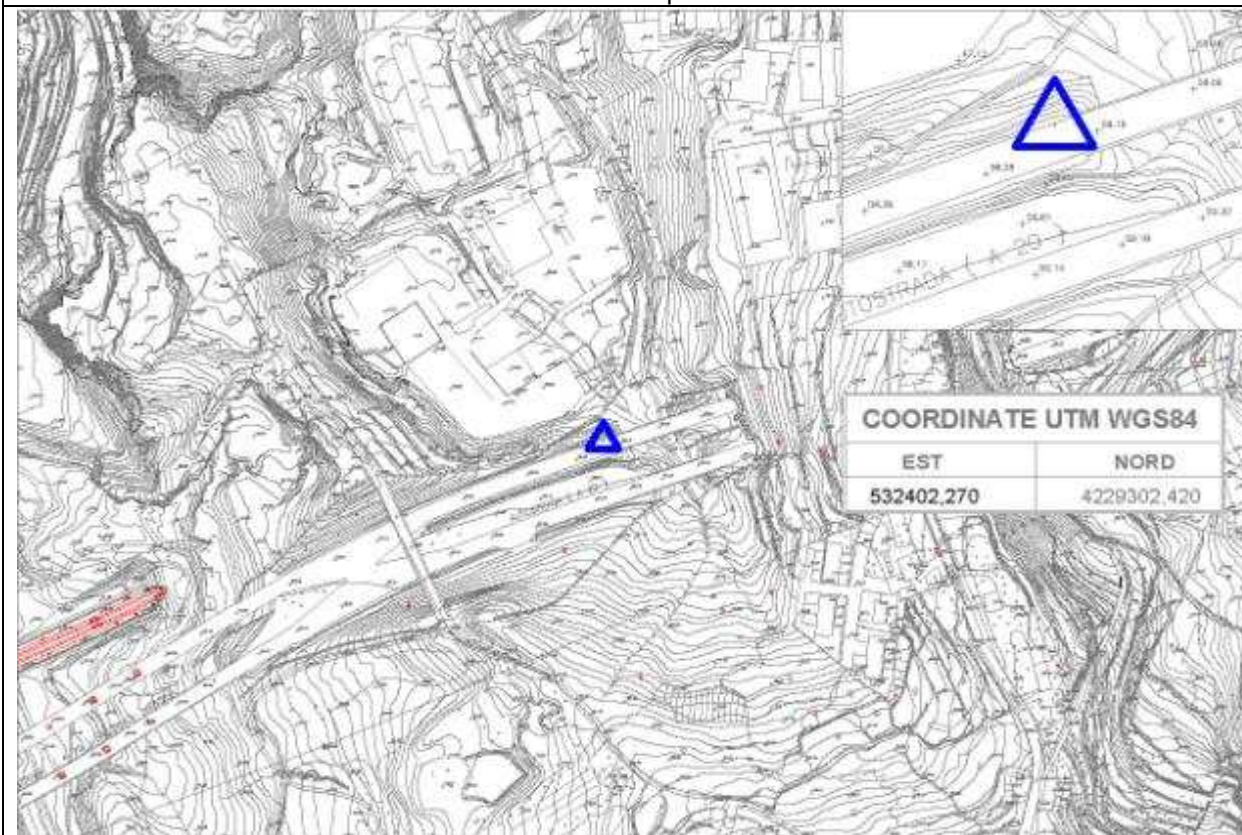
Ricettore

Indirizzo

R_30_S

A20-Venetico

Localizzazione planimetrica



DATA	Tecnico competente: Studio tecnico ing. Giovanni Chiovetta	
	geom. Antonino Campione	Ing. Giovanni Chiovetta

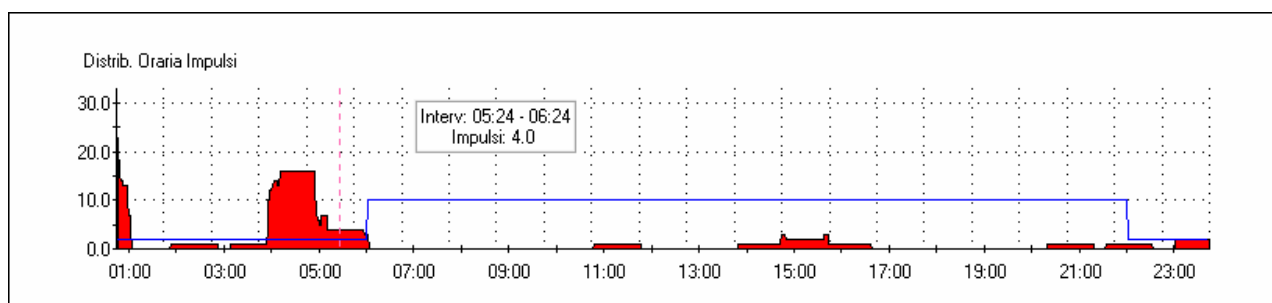
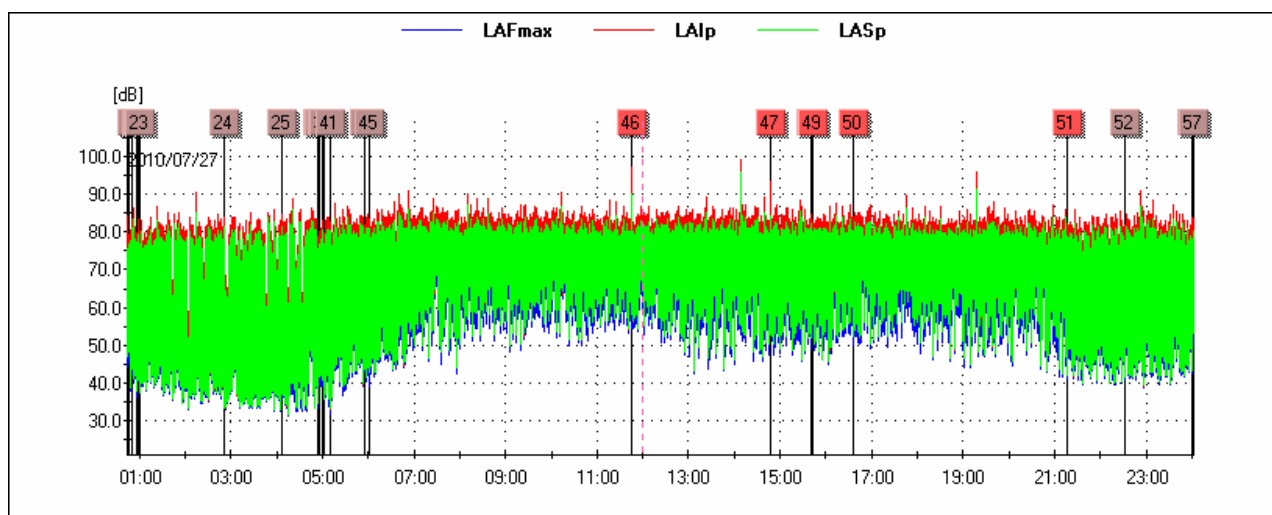
R_30_S Martedì 27/07/2010

RICONOSCIMENTO COMPONENTI IMPULSIVE

Il rumore presenta Componenti Impulsive (CI) quando sono verificate le condizioni seguenti:

- ripetitività di n° eventi impulsivi (n°10/ora di giorno e n°2/ora di notte);
- differenza tra LAImax e LASmax superiore a 6 dB;
- durata dell'evento a -10 dB dal valore LAFmax inferiore a 1 s.

La ripetitività viene dimostrata mediante registrazione grafica del livello di pressione sonora ponderato A fast effettuata durante il tempo di misura TM.



Lista degli impulsi nelle 24 ore

Ev	Inizio	Durata LAFmax-10dB[s]	LAFmax[dB]	LAImax - LASmax [dB]
1	2010/07/27 00:44:37	0.625	80.0	12.5
2	2010/07/27 00:44:45	0.875	66.2	11.1
3	2010/07/27 00:44:52	1.000	70.4	8.0
4	2010/07/27 00:44:55	0.500	68.5	12.3
5	2010/07/27 00:45:08	0.625	66.7	13.2
6	2010/07/27 00:46:10	0.750	67.2	8.9
7	2010/07/27 00:46:15	0.875	60.6	8.0

8	2010/07/27 00:46:58	0.875	64.9	8.0
9	2010/07/27 00:47:16	0.750	65.5	7.5
10	2010/07/27 00:50:59	0.750	58.9	10.2
11	2010/07/27 00:56:01	0.875	56.0	9.6
12	2010/07/27 00:56:08	0.875	54.4	9.1
13	2010/07/27 00:56:15	0.750	56.5	9.9
14	2010/07/27 00:56:18	0.875	51.8	9.1
15	2010/07/27 00:57:34	0.750	57.5	9.9
16	2010/07/27 00:58:22	1.000	57.4	10.7
17	2010/07/27 01:00:16	0.750	57.0	9.5
18	2010/07/27 01:00:17	1.000	55.8	8.3
19	2010/07/27 01:00:19	0.750	57.4	9.3
20	2010/07/27 01:01:06	0.875	55.4	8.9
21	2010/07/27 01:01:11	0.875	56.9	9.8
22	2010/07/27 01:01:17	0.750	58.6	11.6
23	2010/07/27 01:01:23	0.750	56.7	10.6
24	2010/07/27 02:51:18	0.750	70.0	7.2
25	2010/07/27 04:06:00	0.750	48.3	11.0
26	2010/07/27 04:53:39	0.625	53.2	10.8
27	2010/07/27 04:53:51	0.625	52.8	9.9
28	2010/07/27 04:53:58	1.000	54.5	8.3
29	2010/07/27 04:54:02	0.750	48.8	8.8
30	2010/07/27 04:54:04	1.000	53.1	7.5
31	2010/07/27 04:54:08	0.625	49.5	9.0
32	2010/07/27 04:54:15	1.000	54.2	9.0
33	2010/07/27 04:54:19	0.875	48.9	8.0
34	2010/07/27 04:54:30	1.000	51.4	8.4
35	2010/07/27 04:56:06	0.750	53.5	8.9
36	2010/07/27 04:56:12	0.750	55.9	9.9
37	2010/07/27 04:59:49	0.875	75.1	7.6
38	2010/07/27 05:01:49	0.750	54.8	10.4
39	2010/07/27 05:09:49	0.625	49.3	9.5
40	2010/07/27 05:09:50	0.625	48.9	8.4
41	2010/07/27 05:09:52	0.750	49.3	8.7
42	2010/07/27 05:55:20	0.875	72.7	7.8
43	2010/07/27 06:01:26	1.000	56.2	7.7
44	2010/07/27 06:01:41	0.875	55.0	8.3
45	2010/07/27 06:01:55	0.625	58.4	8.4
46	2010/07/27 11:45:59	0.875	95.9	7.1
47	2010/07/27 14:47:19	0.750	90.4	9.1
48	2010/07/27 15:41:12	0.875	64.3	7.7
49	2010/07/27 15:41:55	0.625	66.8	9.3
50	2010/07/27 16:36:28	0.750	78.3	12.5
51	2010/07/27 21:17:04	0.750	58.2	9.7
52	2010/07/27 22:31:50	1.000	56.4	9.5
53	2010/07/27 23:59:05	0.625	57.5	11.0
54	2010/07/27 23:59:56	0.875	71.2	9.6
55	2010/07/28 00:00:42	0.625	70.6	11.7

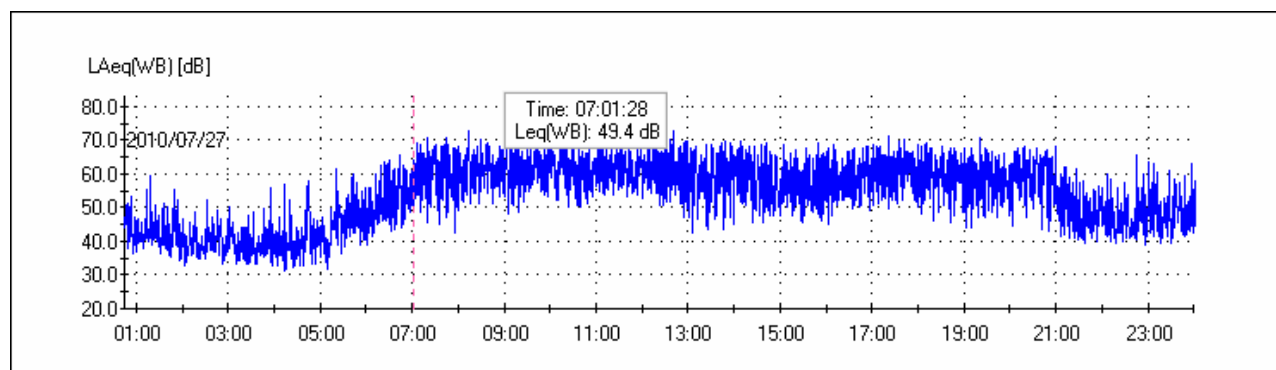
56	2010/07/28 00:01:11	0.875	74.2	7.5
57	2010/07/28 00:01:48	0.750	66.0	10.9

RICONOSCIMENTO COMPONENTI TONALI

Al fine di individuare la presenza di Componenti Tonalì (CT) nel rumore, si effettua un'analisi spettrale per bande normalizzate di 1/3 di ottava. Si considerano esclusivamente le CT aventi carattere stazionario nel tempo ed in frequenza.

L'analisi è stata svolta nell'intervallo di frequenza compreso tra 20 Hz e 20 KHz.

Si è in presenza di una CT se il livello minimo di una banda supera i livelli minimi delle bande adiacenti per almeno 5 dB.



SOGLIE PENALIZZAZIONE	
Persistenza BF	5%
Persistenza AF	5%
TONALI [Hz]	PERSIST [%]
Freq: 80	0.1
Freq: 100	0.1
Freq: 125	0.0
Freq: 160	0.1
Freq: 200	0.3
Freq: 250	0.2
Freq: 315	0.0
Freq: 400	0.2

Freq: 500	0.2
Freq: 630	0.1
Freq: 3.15 k	6.5
Freq: 4 k	0.1
PENALIZZAZIONI	
Penalizzazione BF: No	
Penalizzazione AF: 3dB	

TIME HISTORY COMPONENTI TONALI

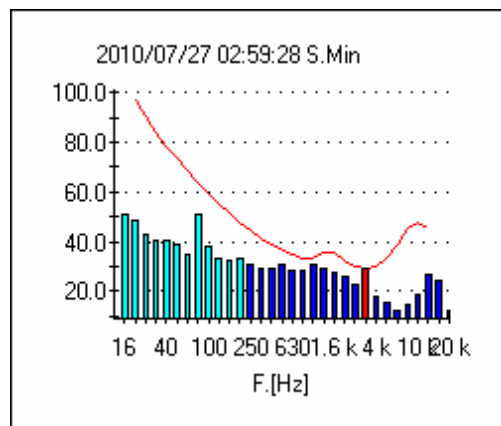
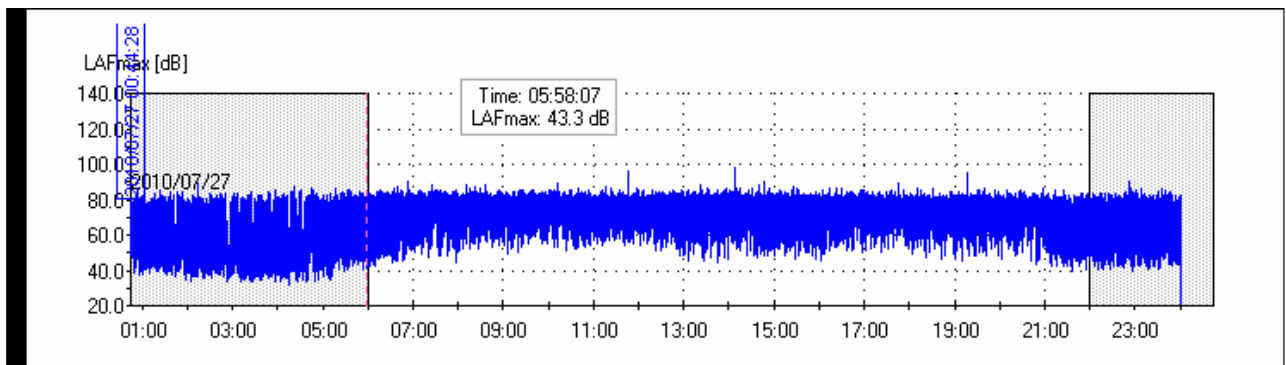
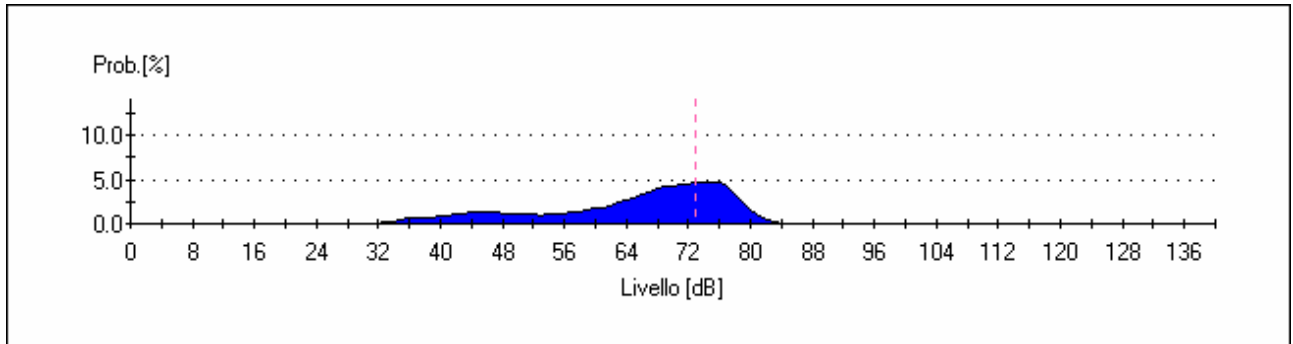


GRAFICO DEL CLIMA ACUSTICO GIORNALIERO



DISTRIBUTIVA



CUMULATIVA

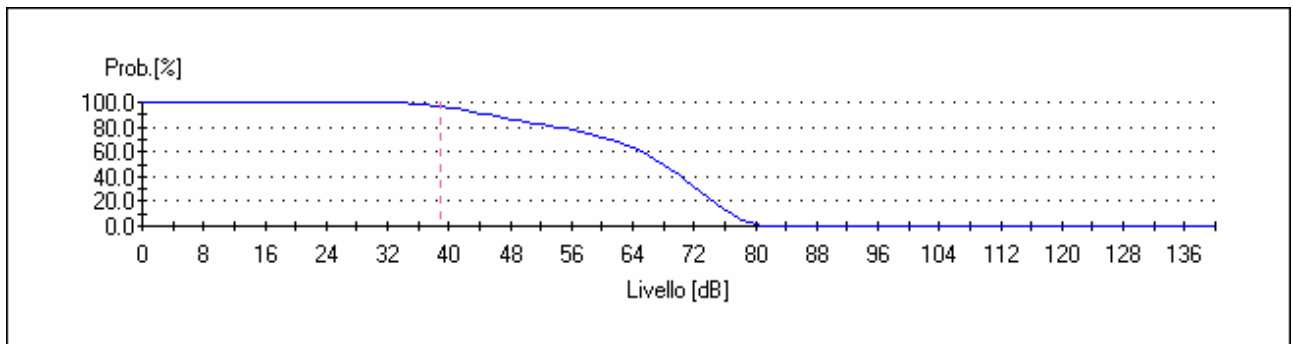
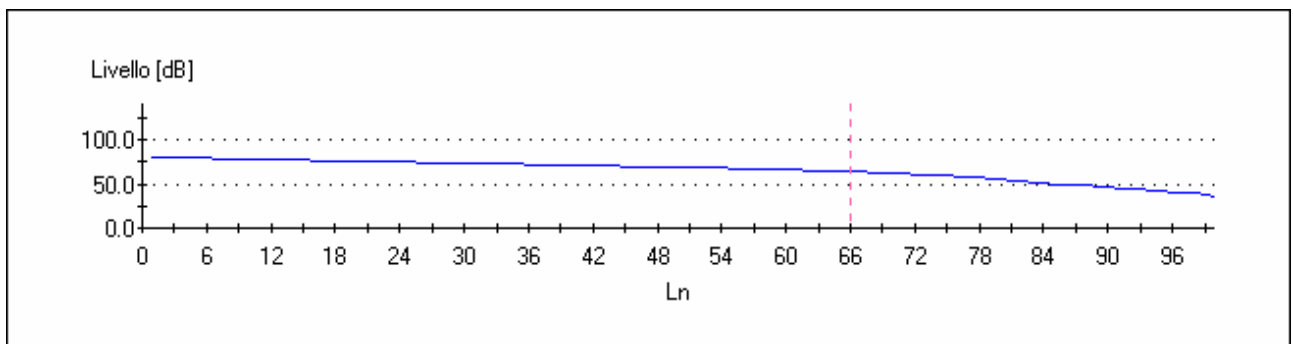


GRAFICO PERCENTILI



LIVELLI PERCENTILI DIURNI

Percentile	Leq.[dB]
0	81.0
1	81.0
2	80.5
3	80.0
4	79.8
5	79.5
6	79.3
7	79.0
8	78.8
9	78.5
10	78.3
11	78.0
12	77.8
13	77.7
14	77.5
15	77.3
16	77.2
17	77.0
18	76.8
19	76.7
20	76.5
21	76.3
22	76.2
23	76.0
24	75.8
25	75.7
26	75.5
27	75.3
28	75.2
29	75.0
30	74.8
31	74.7
32	74.5

33	74.3
34	74.2
35	74.0
36	73.8
37	73.7
38	73.5
39	73.3
40	73.2
41	73.0
42	72.8
43	72.7
44	72.5
45	72.3
46	72.2
47	72.0
48	71.8
49	71.7
50	71.5
51	71.3
52	71.2
53	71.0
54	70.8
55	70.6
56	70.4
57	70.2
58	70.0
59	69.8
60	69.6
61	69.4
62	69.2
63	69.0
64	68.8
65	68.6
66	68.4

67	68.2
68	68.0
69	67.8
70	67.5
71	67.3
72	67.0
73	66.8
74	66.5
75	66.3
76	66.0
77	65.7
78	65.3
79	65.0
80	64.7
81	64.3
82	64.0
83	63.5
84	63.0
85	62.5
86	62.0
87	61.5
88	61.0
89	60.0
90	59.5
91	59.0
92	58.0
93	57.0
94	56.0
95	55.0
96	53.0
97	51.0
98	49.0
99	47.0

LIVELLI PERCENTILI NOTTURNI

Percentile	Leq.[dB]
0	80.0
1	80.0
2	78.0
3	77.0
4	76.5
5	76.0
6	75.0
7	74.5
8	74.0
9	73.0
10	72.5
11	72.0
12	71.5
13	71.0
14	70.5
15	70.0
16	69.5
17	69.0
18	68.5
19	68.0
20	67.5
21	67.0
22	66.5
23	66.0
24	65.5
25	65.0
26	64.7
27	64.3
28	64.0
29	63.5
30	63.0

31	62.5
32	62.0
33	61.5
34	61.0
35	60.5
36	60.0
37	59.5
38	59.0
39	58.5
40	58.0
41	57.5
42	57.0
43	56.5
44	56.0
45	55.5
46	55.0
47	54.0
48	53.5
49	53.0
50	52.5
51	52.0
52	51.7
53	51.3
54	51.0
55	50.5
56	50.0
57	49.7
58	49.3
59	49.0
60	48.7
61	48.3
62	48.0
63	47.7
64	47.3

65	47.0
66	46.7
67	46.3
68	46.0
69	45.8
70	45.5
71	45.3
72	45.0
73	44.7
74	44.3
75	44.0
76	43.8
77	43.5
78	43.3
79	43.0
80	42.7
81	42.3
82	42.0
83	41.7
84	41.3
85	41.0
86	40.7
87	40.3
88	40.0
89	39.5
90	39.0
91	38.5
92	38.0
93	37.7
94	37.3
95	37.0
96	36.0
97	35.5
98	35.0

99

34.0

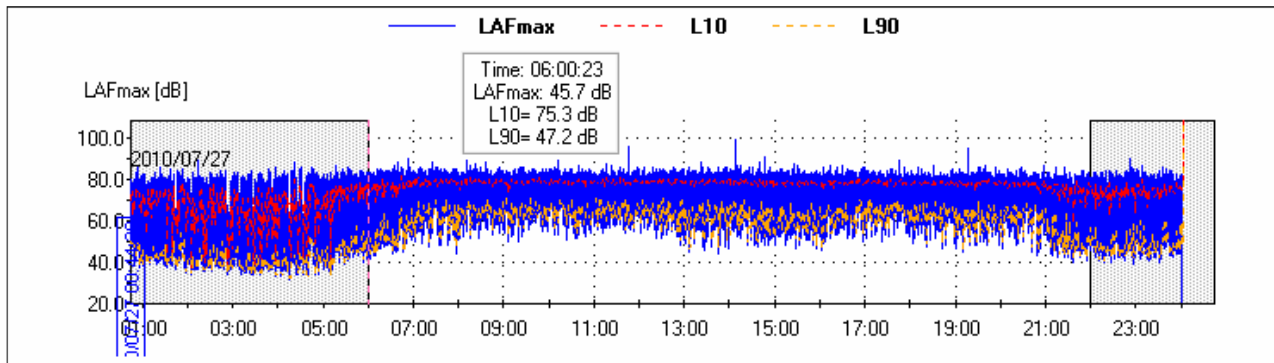
LIVELLI di Impuls – fast – slow massimi nelle 16 ore diurne

LIVELLI DI IMPULS- FAST E SLOW MAX DIURNI		
LAIp [dB]	LASp [dB]	LAFp [dB]
91	86.9	89.9
97.2	90.1	95.9
99.2	95.9	98.5
95.9	91.2	94.8
84.4	81.6	83.9
99.2	95.9	98.5

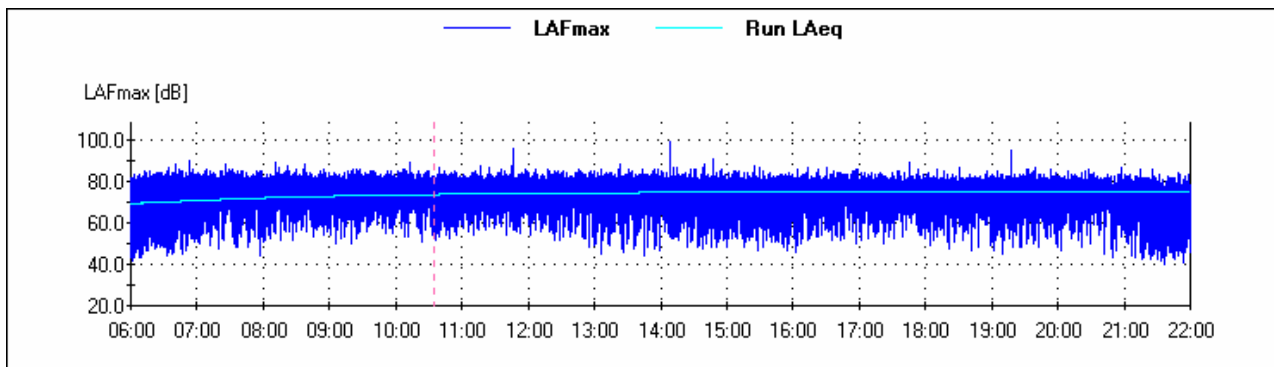
LIVELLI di Impuls – fast – slow massimi nelle 8 ore notturni

LIVELLI DI IMPULS- FAST E SLOW MAX NOTTURNI		
LAIp [dB]	LASp [dB]	LAFp [dB]
90.3	85.8	88.8
87.7	83.6	86.5
90.8	86.8	89.8
90.8	86.8	89.8

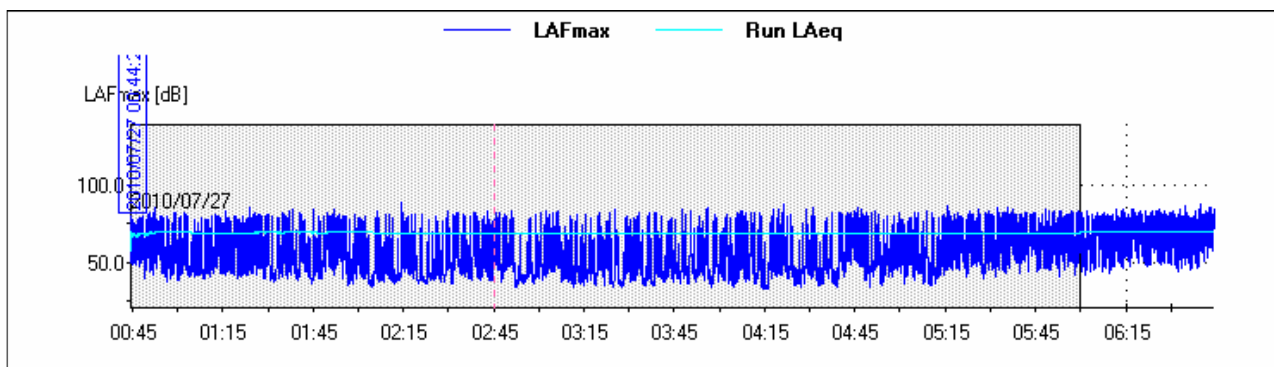
TIME HISTORY L10 – L90



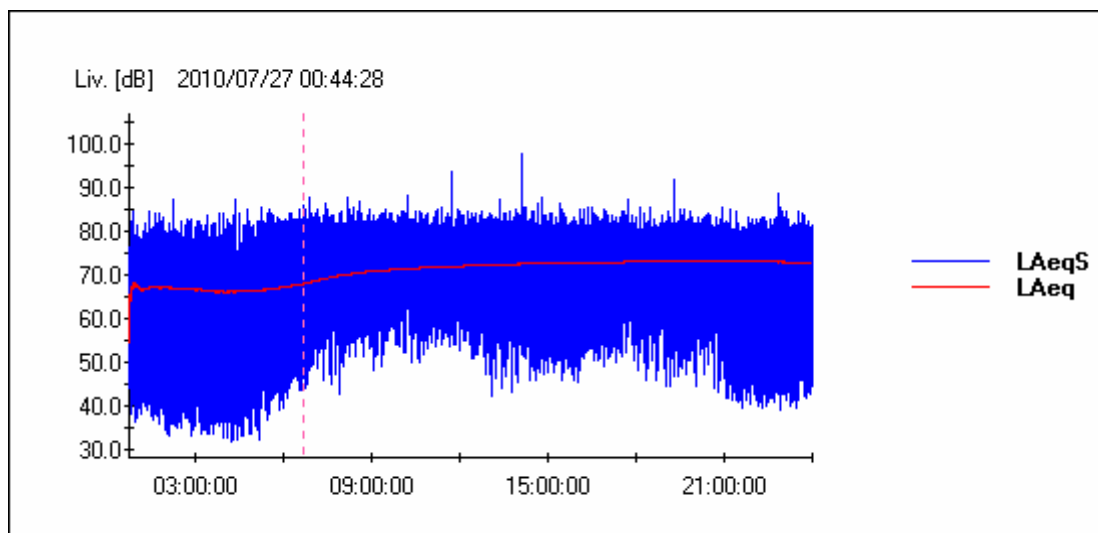
RUNNING Leq DIURNO



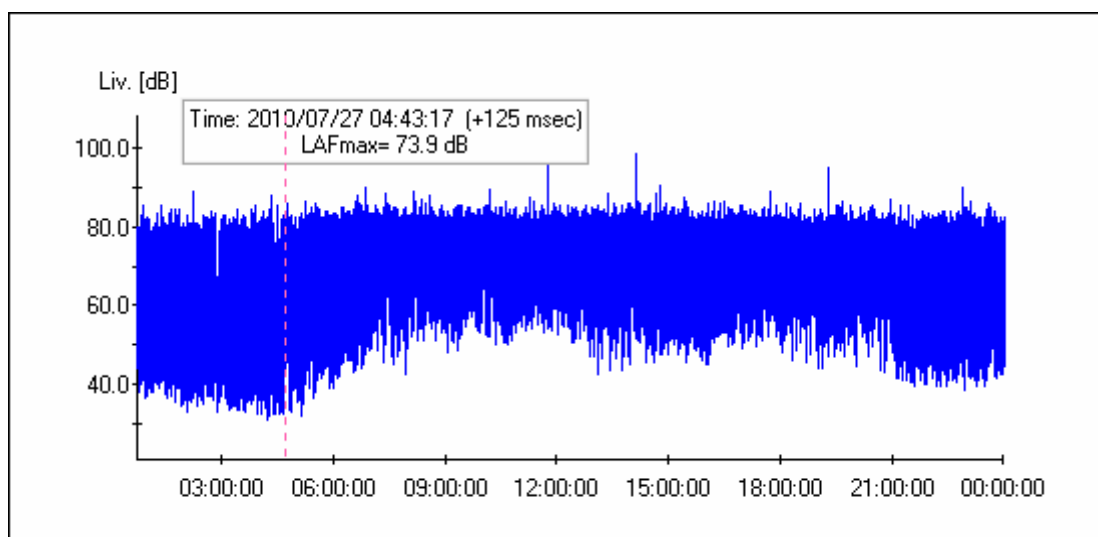
RUNNING Leq NOTTURNO



LA TIME HISTORY LIVELLO EQUIVALENTE PONDERATO "A"



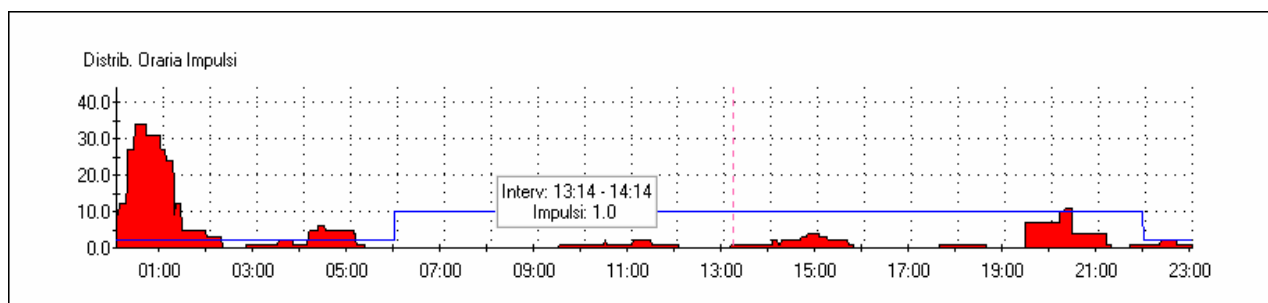
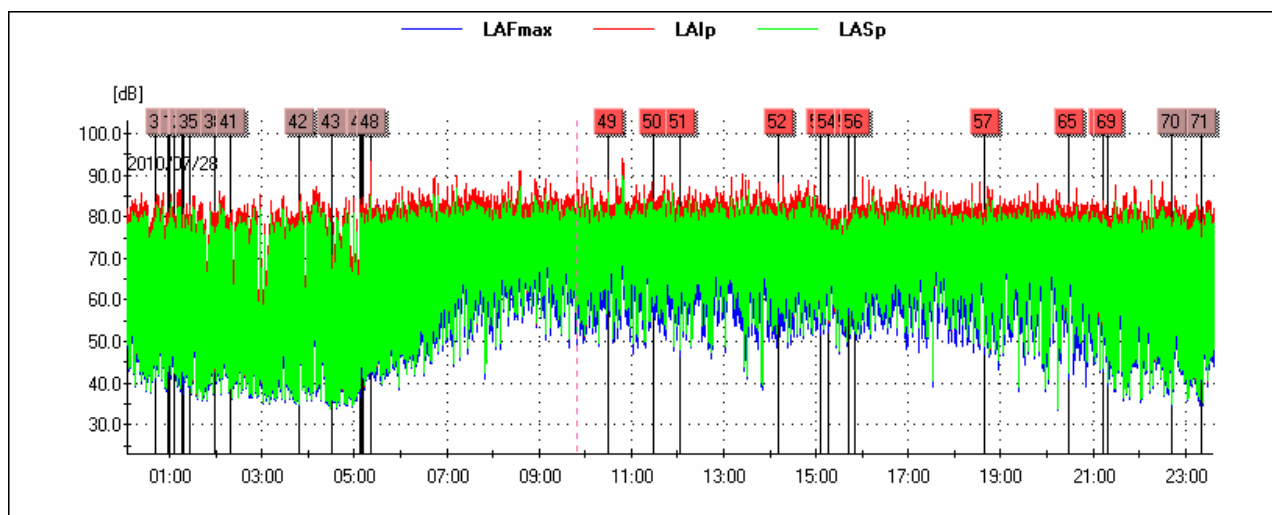
LA TIME HISTORY LIVELLO PRESSIONE SONORA PONDERATA "A"



Il rumore presenta Componenti Impulsive (CI) quando sono verificate le condizioni seguenti:

- ripetitività di n° eventi impulsivi (n°10/ora di giorno e n°2/ora di notte);
- differenza tra LAImax e LASmax superiore a 6 dB;
- durata dell'evento a -10 dB dal valore LAFmax inferiore a 1 s.

La ripetitività viene dimostrata mediante registrazione grafica del livello di pressione sonora ponderato A fast effettuata durante il tempo di misura TM.



Lista degli impulsi nelle 24 ore

Ev	Inizio	Durata LAFmax-10dB[s]	LAFmax[dB]	LAImax - LASmax [dB]
1	2010/07/28 00:41:10	0.750	57.7	7.2
2	2010/07/28 00:41:11	0.750	58.0	8.4
3	2010/07/28 00:41:59	0.750	59.4	6.6
4	2010/07/28 00:58:13	1.000	58.4	7.5
5	2010/07/28 00:58:15	0.750	57.8	7.2
6	2010/07/28 00:59:49	0.875	63.0	7.0
7	2010/07/28 00:59:51	0.625	62.4	8.1
8	2010/07/28 00:59:53	0.875	59.1	6.3

9	2010/07/28 01:00:26	1.000	57.9	9.8
10	2010/07/28 01:06:05	0.750	60.2	8.5
11	2010/07/28 01:06:06	0.875	59.9	7.5
12	2010/07/28 01:06:07	0.875	59.8	7.2
13	2010/07/28 01:16:18	0.750	58.8	8.5
14	2010/07/28 01:16:19	0.750	58.4	7.9
15	2010/07/28 01:16:20	0.750	54.9	6.7
16	2010/07/28 01:16:45	0.750	59.2	7.6
17	2010/07/28 01:16:46	0.750	61.4	8.4
18	2010/07/28 01:16:53	0.750	59.6	9.7
19	2010/07/28 01:17:07	0.625	60.5	8.9
20	2010/07/28 01:17:08	0.625	63.6	9.5
21	2010/07/28 01:17:10	0.750	61.8	6.5
22	2010/07/28 01:17:16	0.625	60.8	9.4
23	2010/07/28 01:17:18	0.625	63.7	8.2
24	2010/07/28 01:17:23	0.625	61.1	9.8
25	2010/07/28 01:17:25	0.625	61.3	8.5
26	2010/07/28 01:17:29	0.750	58.9	9.6
27	2010/07/28 01:17:59	0.750	58.8	8.9
28	2010/07/28 01:26:01	0.625	60.7	9.4
29	2010/07/28 01:26:01	0.750	60.8	7.8
30	2010/07/28 01:26:02	0.750	56.4	7.1
31	2010/07/28 01:26:04	0.750	54.7	6.6
32	2010/07/28 01:26:08	0.750	55.4	9.5
33	2010/07/28 01:26:09	0.625	63.1	10.7
34	2010/07/28 01:26:10	1.000	62.8	9.0
35	2010/07/28 01:26:12	0.750	59.6	7.2
36	2010/07/28 01:58:40	0.500	61.2	12.5
37	2010/07/28 01:58:40	0.625	62.8	11.8
38	2010/07/28 01:58:41	0.625	77.2	12.3
39	2010/07/28 02:18:42	0.625	59.9	12.7
40	2010/07/28 02:18:43	0.500	66.5	13.5
41	2010/07/28 02:18:44	0.625	64.5	11.8
42	2010/07/28 03:49:06	0.875	80.1	8.1
43	2010/07/28 04:30:04	0.875	49.0	8.8
44	2010/07/28 05:07:55	1.000	56.5	9.9
45	2010/07/28 05:09:18	0.875	56.6	9.1
46	2010/07/28 05:09:24	0.625	59.1	11.1
47	2010/07/28 05:10:20	0.875	55.1	6.1
48	2010/07/28 05:21:38	0.750	91.4	8.2
49	2010/07/28 10:30:38	0.625	80.4	10.3
50	2010/07/28 11:28:21	1.000	68.9	7.1
51	2010/07/28 12:04:01	1.000	61.8	9.5
52	2010/07/28 14:11:49	0.750	66.6	8.9
53	2010/07/28 15:04:57	0.625	69.1	6.4
54	2010/07/28 15:15:21	0.875	73.6	7.2
55	2010/07/28 15:41:24	1.000	67.4	6.8
56	2010/07/28 15:49:57	0.875	71.0	6.8

57	2010/07/28 18:38:11	0.750	61.4	9.5
58	2010/07/28 20:28:20	0.875	59.1	6.7
59	2010/07/28 20:28:24	0.625	60.5	10.1
60	2010/07/28 20:28:25	0.750	62.1	9.0
61	2010/07/28 20:28:26	0.750	59.9	7.0
62	2010/07/28 20:28:31	0.625	60.9	11.1
63	2010/07/28 20:28:32	0.750	60.1	7.6
64	2010/07/28 20:28:33	0.750	57.9	6.8
65	2010/07/28 20:28:33	0.750	59.1	7.9
66	2010/07/28 21:12:42	0.625	62.9	11.3
67	2010/07/28 21:12:43	1.000	54.9	10.7
68	2010/07/28 21:12:50	0.625	61.9	10.4
69	2010/07/28 21:19:31	0.625	55.6	10.4
70	2010/07/28 22:42:20	1.000	48.3	6.1
71	2010/07/28 23:21:51	0.875	53.6	9.6

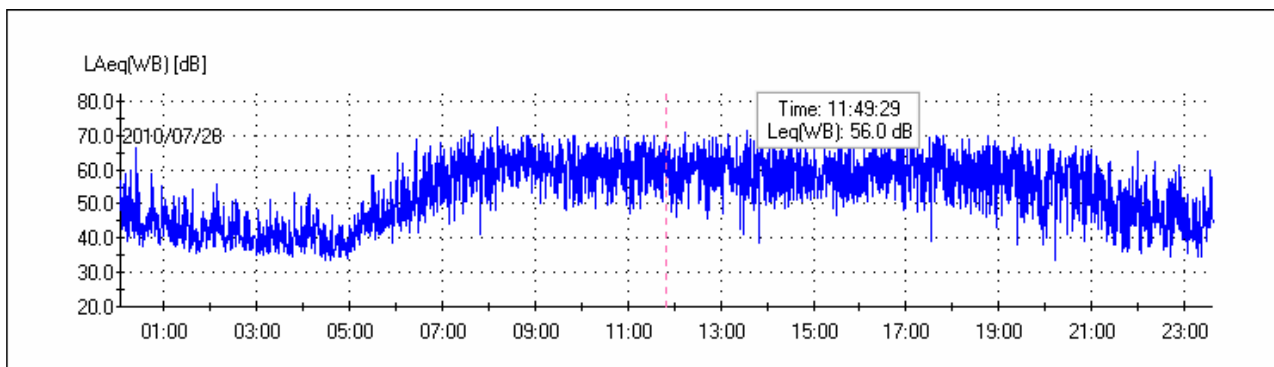
RICONOSCIMENTO COMPONENTI TONALI

Al fine di individuare la presenza di Componenti Tonalì (CT) nel rumore, si effettua un'analisi

spettrale per bande normalizzate di 1/3 di ottava. Si considerano esclusivamente le CT aventi carattere stazionario nel tempo ed in frequenza.

L'analisi è stata svolta nell'intervallo di frequenza compreso tra 20 Hz e 20 KHz.

Si è in presenza di una CT se il livello minimo di una banda supera i livelli minimi delle bande adiacenti per almeno 5 dB.



SOGLIE PENALIZZAZIONE	
Persistenza BF	5%
Persistenza AF	5%
TONALI [Hz]	PERSIST [%]
Freq: 100	0.1
Freq: 125	0.1
Freq: 160	0.0
Freq: 200	0.2
Freq: 250	0.2
Freq: 315	0.1
Freq: 400	0.1
Freq: 500	0.1
Freq: 630	0.1
Freq: 800	0.0
Freq: 1 k	0.0
Freq: 2.5 k	0.0
Freq: 3.15 k	11.0
PENALIZZAZIONI	

Penalizzazione BF: No

Penalizzazione AF: 3dB

TIME HISTORY COMPONENTI TONALI

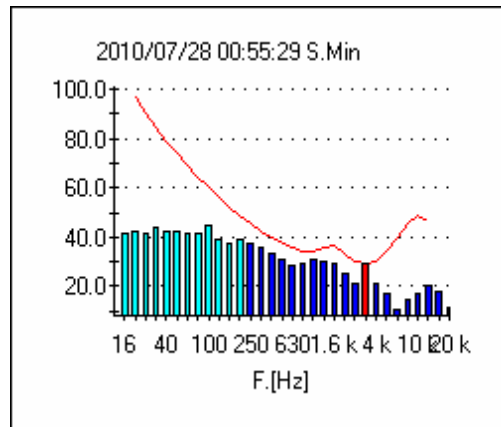
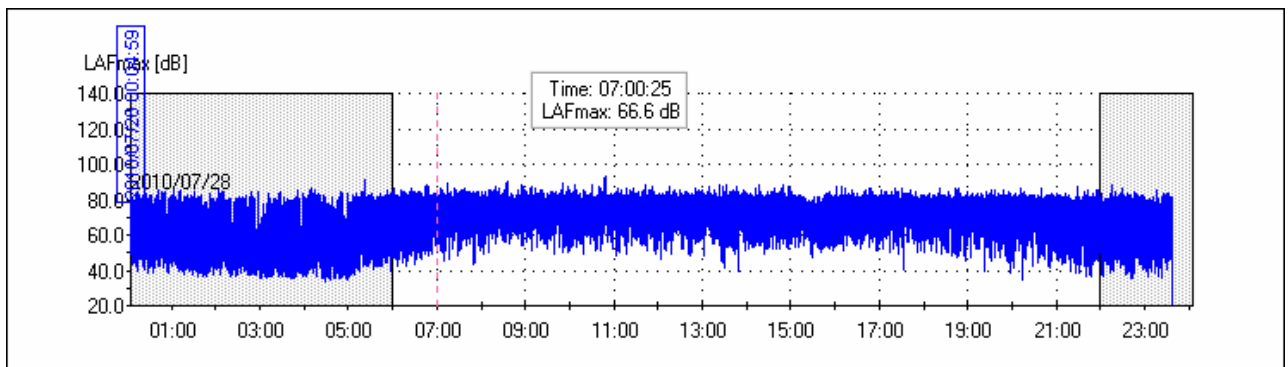
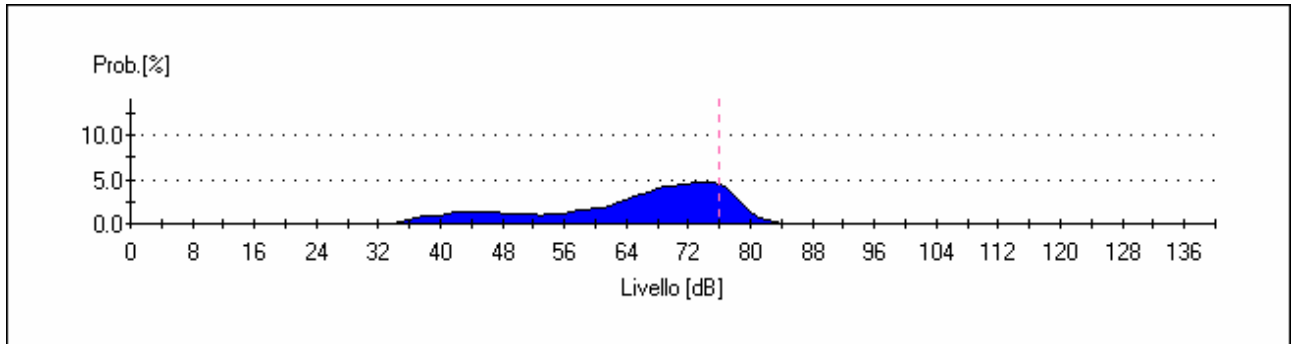


GRAFICO DEL CLIMA ACUSTICO GIORNALIERO



DISTRIBUTIVA



CUMULATIVA

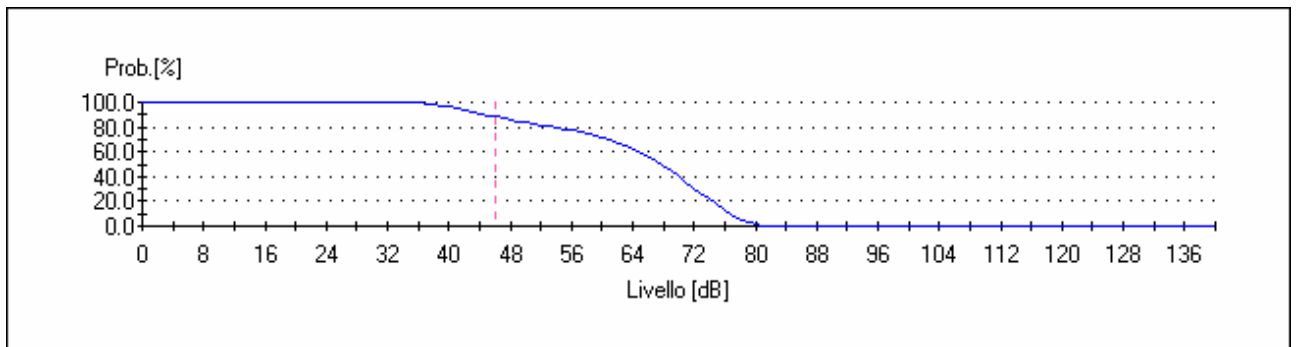
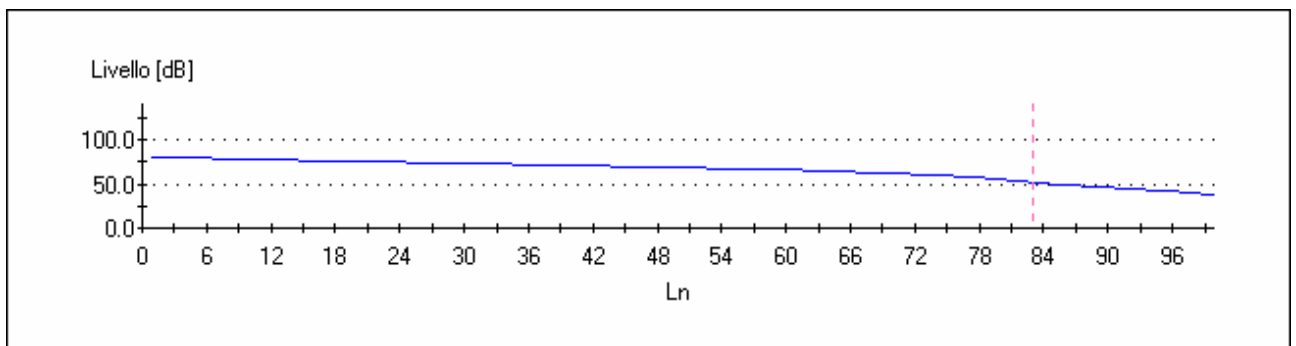


GRAFICO PERCENTILI



LIVELLI PERCENTILI DIURNI

Percentile	Leq.[dB]
0	81.0
1	81.0
2	80.5
3	80.0
4	79.7
5	79.3
6	79.0
7	78.8
8	78.5
9	78.3
10	78.0
11	77.8
12	77.7
13	77.5
14	77.3
15	77.2
16	77.0
17	76.8
18	76.7
19	76.5
20	76.3
21	76.2
22	76.0
23	75.8
24	75.7
25	75.5
26	75.3
27	75.2
28	75.0
29	74.8
30	74.7
31	74.5
32	74.3

33	74.2
34	74.0
35	73.8
36	73.7
37	73.5
38	73.3
39	73.2
40	73.0
41	72.8
42	72.7
43	72.5
44	72.3
45	72.2
46	72.0
47	71.8
48	71.7
49	71.5
50	71.3
51	71.2
52	71.0
53	70.8
54	70.6
55	70.4
56	70.2
57	70.0
58	69.8
59	69.6
60	69.4
61	69.2
62	69.0
63	68.8
64	68.6
65	68.4
66	68.2

67	68.0
68	67.8
69	67.5
70	67.3
71	67.0
72	66.8
73	66.5
74	66.3
75	66.0
76	65.8
77	65.5
78	65.3
79	65.0
80	64.5
81	64.0
82	63.7
83	63.3
84	63.0
85	62.5
86	62.0
87	61.5
88	61.0
89	60.0
90	59.5
91	59.0
92	58.0
93	57.0
94	56.0
95	54.0
96	53.0
97	51.0
98	49.0
99	45.0

LIVELLI PERCENTILI NOTTURNI

Percentile	Leq.[dB]
0	80.0
1	80.0
2	78.0
3	77.0
4	76.0
5	75.5
6	75.0
7	74.0
8	73.5
9	73.0
10	72.5
11	72.0
12	71.0
13	70.5
14	70.0
15	69.5
16	69.0
17	68.5
18	68.0
19	67.7
20	67.3
21	67.0
22	66.5
23	66.0
24	65.5
25	65.0
26	64.7
27	64.3
28	64.0
29	63.5
30	63.0

31	62.5
32	62.0
33	61.5
34	61.0
35	60.5
36	60.0
37	59.5
38	59.0
39	58.5
40	58.0
41	57.5
42	57.0
43	56.5
44	56.0
45	55.5
46	55.0
47	54.5
48	54.0
49	53.5
50	53.0
51	52.5
52	52.0
53	51.5
54	51.0
55	50.5
56	50.0
57	49.7
58	49.3
59	49.0
60	48.7
61	48.3
62	48.0
63	47.7
64	47.3

65	47.0
66	46.8
67	46.5
68	46.3
69	46.0
70	45.8
71	45.5
72	45.3
73	45.0
74	44.8
75	44.5
76	44.3
77	44.0
78	43.8
79	43.5
80	43.3
81	43.0
82	42.7
83	42.3
84	42.0
85	41.8
86	41.5
87	41.3
88	41.0
89	40.7
90	40.3
91	40.0
92	39.5
93	39.0
94	38.7
95	38.3
96	38.0
97	37.5
98	37.0

		Ponte sullo Stretto di Messina PROGETTO DEFINITIVO		
MONITORAGGIO EMISSIONI DI RUMORE PER LA MAPPATURA DI CLIMA ACUSTICO VOL.2/2		<i>Codice documento</i> AS0106_F0.docxF0	<i>Rev</i> F0	<i>Data</i> 20/06/2011

99	36.0
----	------

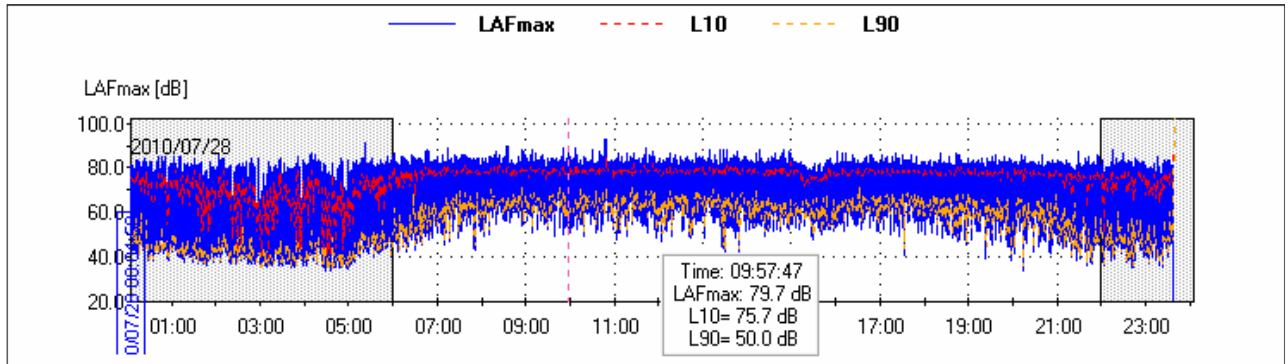
LIVELLI di Impuls – fast – slow massimi nelle 16 ore diurne

LIVELLI DI IMPULS- FAST E SLOW MAX DIURNI		
LAIp [dB]	LASp [dB]	LAFp [dB]
89.7	86.7	88.8
93.8	89.8	92.8
90.2	86.4	88.2
88.5	84.4	86.6
88.9	85.4	88.2
93.8	89.8	92.8

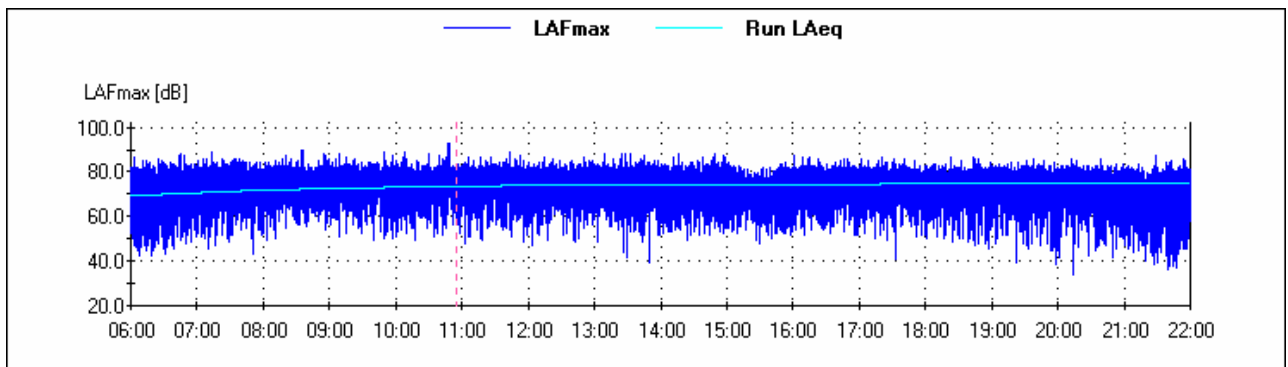
LIVELLI di Impuls – fast – slow massimi nelle 8 ore notturni

LIVELLI DI IMPULS- FAST E SLOW MAX NOTTURNI		
LAIp [dB]	LASp [dB]	LAFp [dB]
87.1	83.6	86.3
93.2	85	91.4
88.9	85.4	88.2
93.2	85.4	91.4

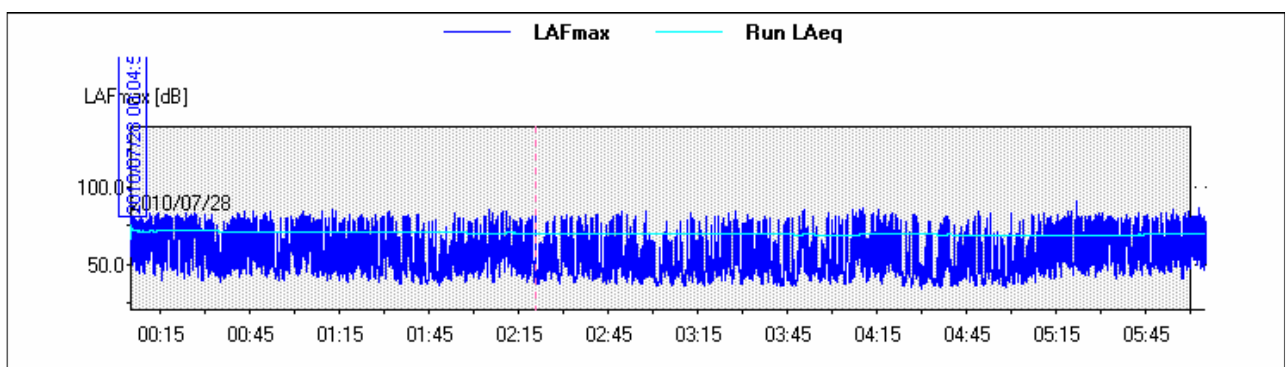
TIME HISTORY L10 – L90



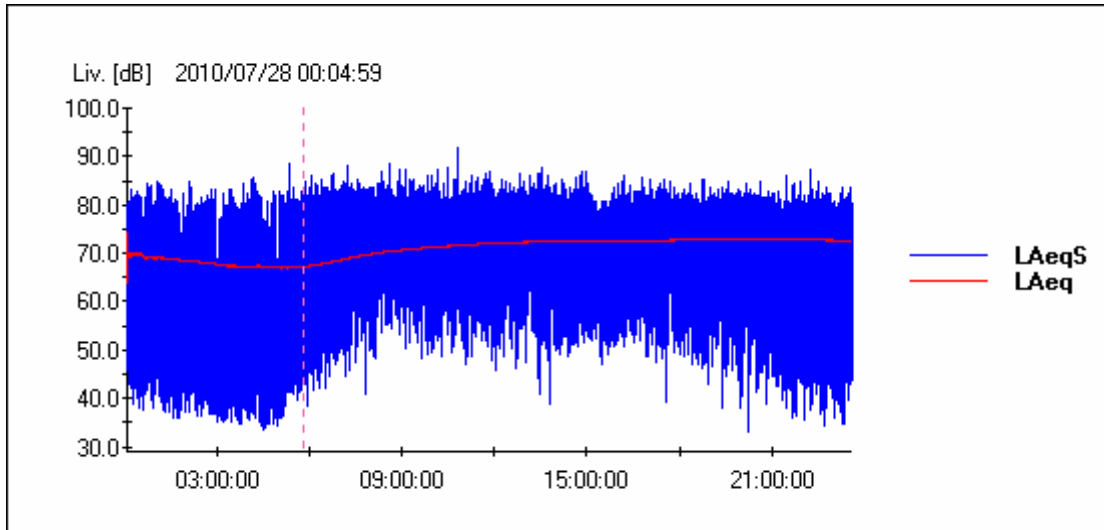
RUNNING Leq DIURNO



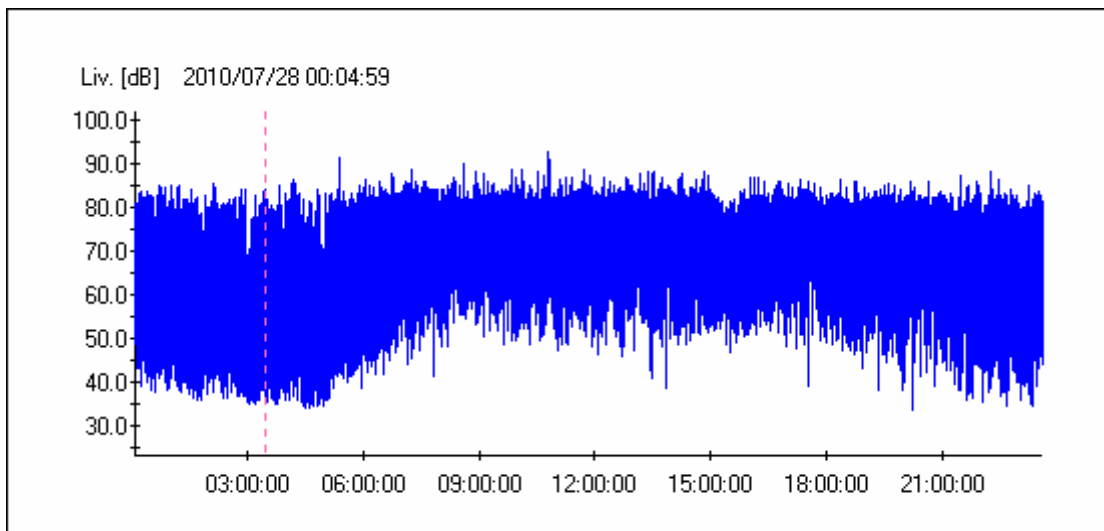
RUNNING Leq NOTTURNO



LA TIME HISTORY LIVELLO EQUIVALENTE PONDERATO "A"



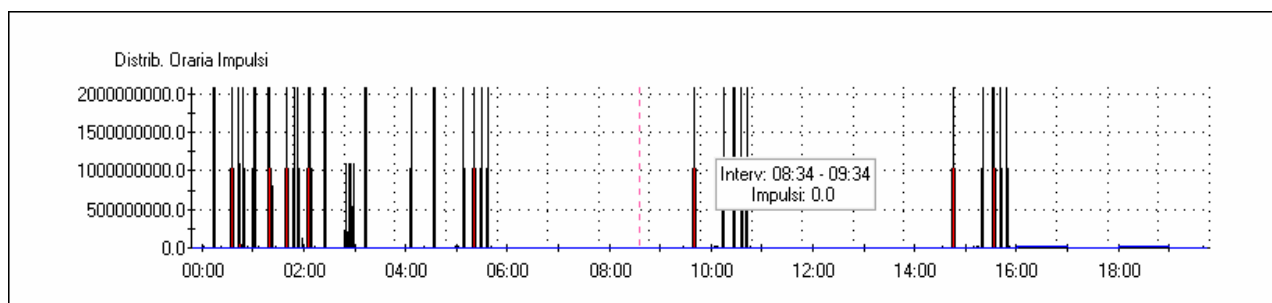
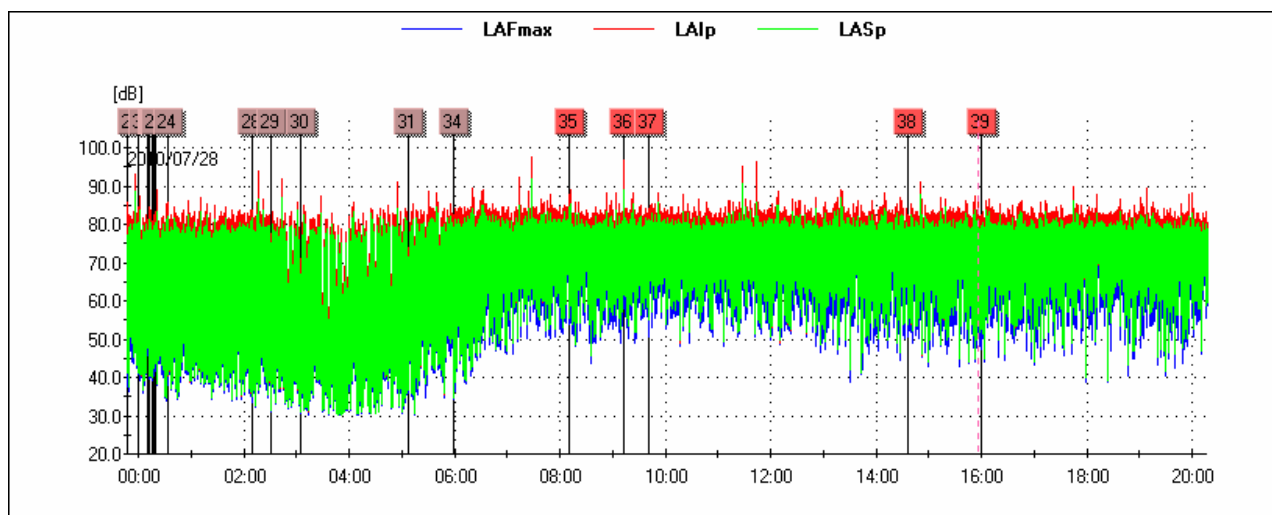
LA TIME HISTORY LIVELLO PRESSIONE SONORA PONDERATA "A"



Il rumore presenta Componenti Impulsive (CI) quando sono verificate le condizioni seguenti:

- ripetitività di n° eventi impulsivi (n°10/ora di giorno e n°2/ora di notte);
- differenza tra LAImax e LASmax superiore a 6 dB;
- durata dell'evento a -10 dB dal valore LAFmax inferiore a 1 s.

La ripetitività viene dimostrata mediante registrazione grafica del livello di pressione sonora ponderato A fast effettuata durante il tempo di misura TM.



Lista degli impulsi nelle 24 ore

Ev	Inizio	Durata LAFmax-10dB[s]	LAFmax[dB]	LAImax - LASmax [dB]
1	2010/07/28 23:47:24	0.625	81.5	12.6
2	2010/07/28 23:47:42	0.750	66.8	9.9
3	2010/07/28 23:59:56	0.750	58.7	8.6
4	2010/07/29 00:11:19	0.750	57.6	7.1
5	2010/07/29 00:15:31	1.000	51.3	8.5
6	2010/07/29 00:16:38	1.000	57.2	9.1
7	2010/07/29 00:16:41	1.000	59.1	8.1
8	2010/07/29 00:16:49	0.875	56.3	8.0

9	2010/07/29 00:16:52	0.625	59.3	10.2
10	2010/07/29 00:17:12	0.750	55.9	7.1
11	2010/07/29 00:17:14	0.625	58.4	8.6
12	2010/07/29 00:17:16	0.750	52.2	6.1
13	2010/07/29 00:17:38	0.625	59.6	9.2
14	2010/07/29 00:17:39	0.750	54.3	9.6
15	2010/07/29 00:17:44	0.750	59.3	9.0
16	2010/07/29 00:17:45	0.625	62.3	9.4
17	2010/07/29 00:17:55	0.625	62.1	8.0
18	2010/07/29 00:17:58	0.750	57.4	8.4
19	2010/07/29 00:18:04	0.750	56.1	8.4
20	2010/07/29 00:18:44	0.625	62.8	9.6
21	2010/07/29 00:19:14	0.625	58.9	9.4
22	2010/07/29 00:19:19	1.000	63.8	10.4
23	2010/07/29 00:33:38	0.750	51.3	9.3
24	2010/07/29 00:33:41	1.000	49.4	7.9
25	2010/07/29 02:08:59	1.000	48.1	9.8
26	2010/07/29 02:09:05	0.875	46.2	7.0
27	2010/07/29 02:09:11	0.875	51.3	10.4
28	2010/07/29 02:09:12	0.625	52.5	9.7
29	2010/07/29 02:31:10	0.750	48.6	10.1
30	2010/07/29 03:05:29	0.625	50.3	11.1
31	2010/07/29 05:06:44	0.750	50.7	9.8
32	2010/07/29 05:59:22	0.750	51.6	8.3
33	2010/07/29 05:59:30	0.625	54.1	9.3
34	2010/07/29 05:59:42	1.000	46.2	9.6
35	2010/07/29 08:10:07	0.500	81.9	12.0
36	2010/07/29 09:13:22	1.000	93.9	7.1
37	2010/07/29 09:40:44	0.875	75.6	8.0
38	2010/07/29 14:37:04	0.875	64.1	6.4
39	2010/07/29 15:59:56	1.000	68.6	9.1

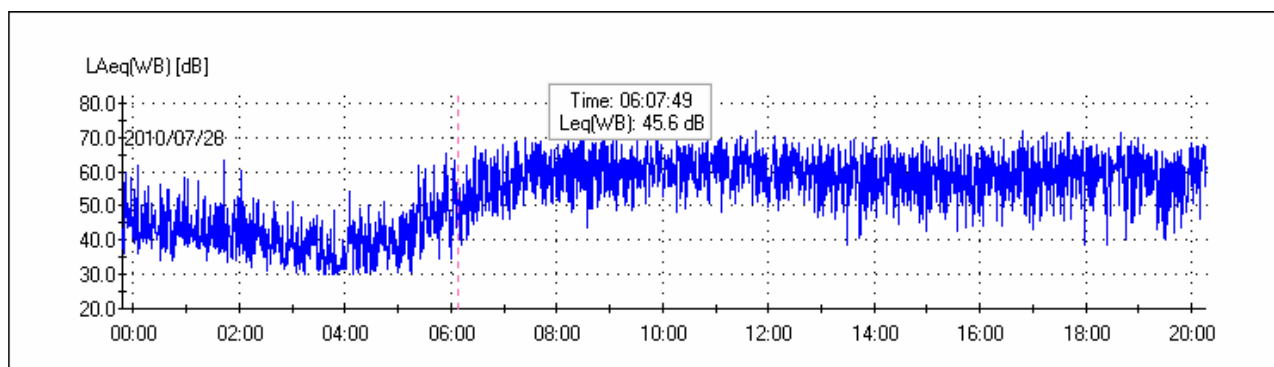
RICONOSCIMENTO COMPONENTI TONALI

Al fine di individuare la presenza di Componenti Tonalì (CT) nel rumore, si effettua un'analisi

spettrale per bande normalizzate di 1/3 di ottava. Si considerano esclusivamente le CT aventi carattere stazionario nel tempo ed in frequenza.

L'analisi è stata svolta nell'intervallo di frequenza compreso tra 20 Hz e 20 KHz.

Si è in presenza di una CT se il livello minimo di una banda supera i livelli minimi delle bande adiacenti per almeno 5 dB.



SOGLIE PENALIZZAZIONE	
Persistenza BF	5%
Persistenza AF	5%
TONALI [Hz]	PERSIST [%]
Freq: 80	0.1
Freq: 100	0.1
Freq: 125	0.1
Freq: 160	0.1
Freq: 200	0.4
Freq: 250	0.2
Freq: 315	0.2
Freq: 500	0.0
Freq: 630	0.3
Freq: 800	0.0
Freq: 1.25 k	0.0
Freq: 2.5 k	0.0
Freq: 3.15 k	4.9

PENALIZZAZIONI	
Penalizzazione BF: No	
Penalizzazione AF: No	

TIME ISTORY COMPONENTI TONALI

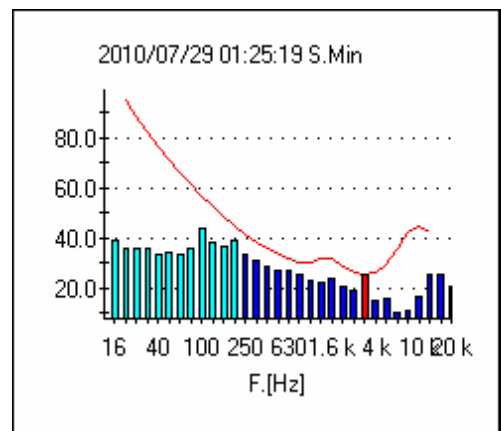
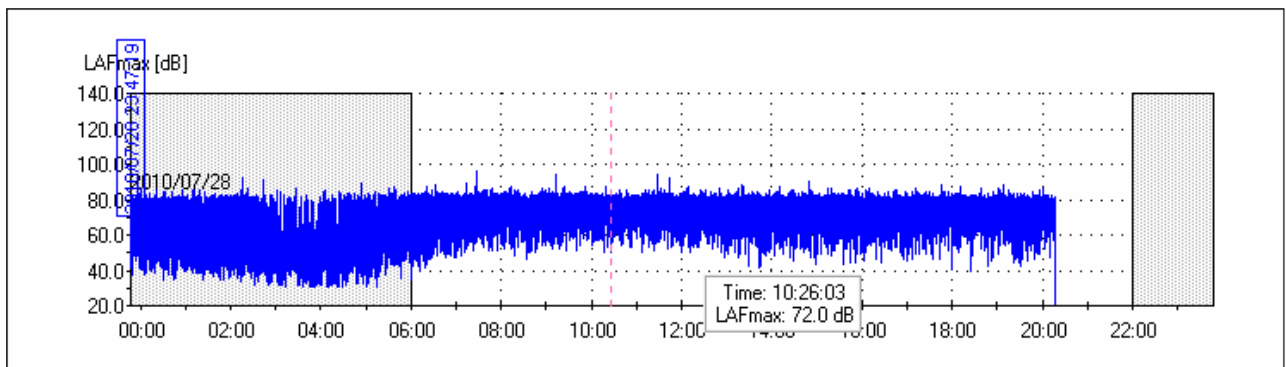
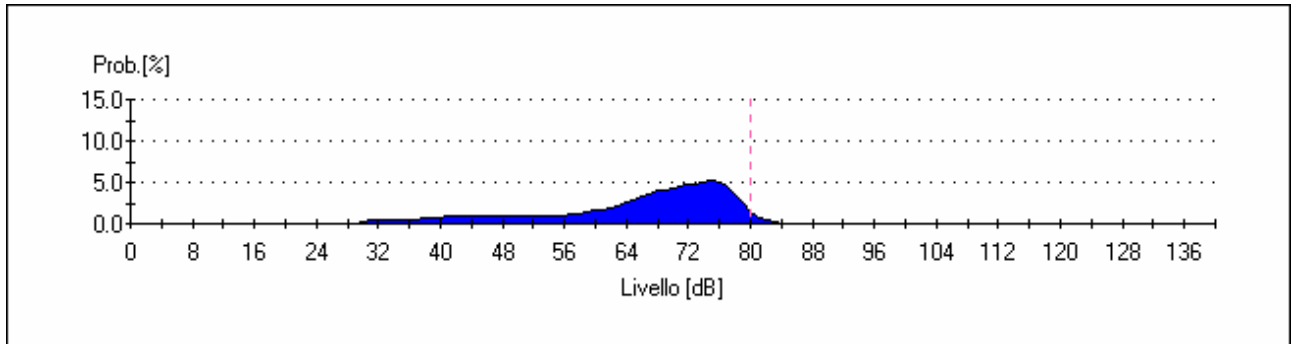


GRAFICO DEL CLIMA ACUSTICO GIORNALIERO



DISTRIBUTIVA



CUMULATIVA

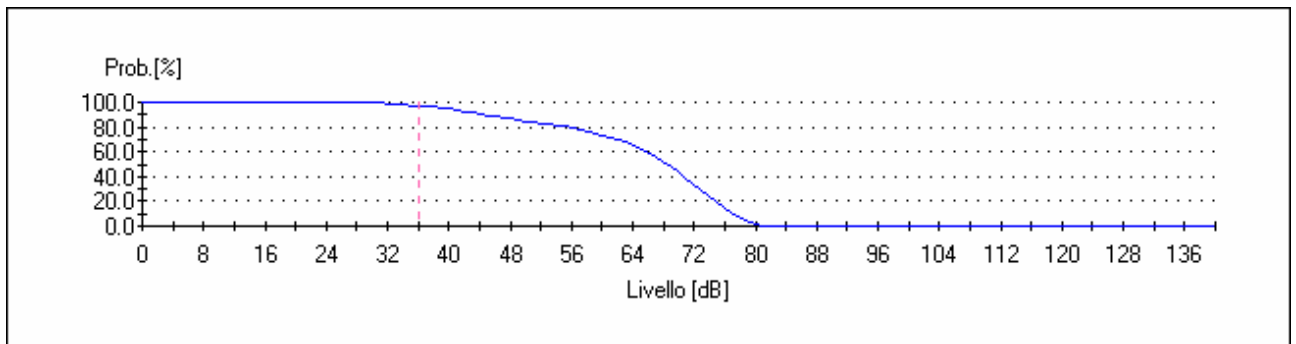
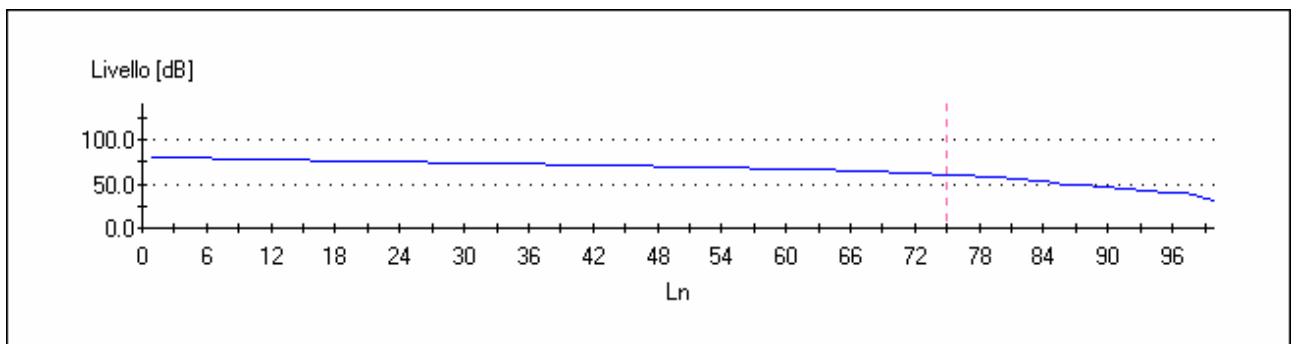


GRAFICO PERCENTILI



LIVELLI PERCENTILI DIURNI

Percentile	Leq.[dB]
0	81.0
1	81.0
2	80.5
3	80.0
4	79.8
5	79.5
6	79.3
7	79.0
8	78.8
9	78.5
10	78.3
11	78.0
12	77.8
13	77.7
14	77.5
15	77.3
16	77.2
17	77.0
18	76.9
19	76.7
20	76.6
21	76.4
22	76.3
23	76.1
24	76.0
25	75.9
26	75.7
27	75.6
28	75.4
29	75.3
30	75.1
31	75.0
32	74.8

33	74.7
34	74.5
35	74.3
36	74.2
37	74.0
38	73.9
39	73.7
40	73.6
41	73.4
42	73.3
43	73.1
44	73.0
45	72.8
46	72.6
47	72.4
48	72.2
49	72.0
50	71.8
51	71.7
52	71.5
53	71.3
54	71.2
55	71.0
56	70.8
57	70.7
58	70.5
59	70.3
60	70.2
61	70.0
62	69.8
63	69.6
64	69.4
65	69.2
66	69.0

67	68.8
68	68.5
69	68.3
70	68.0
71	67.8
72	67.6
73	67.4
74	67.2
75	67.0
76	66.7
77	66.3
78	66.0
79	65.8
80	65.5
81	65.3
82	65.0
83	64.5
84	64.0
85	63.7
86	63.3
87	63.0
88	62.0
89	61.5
90	61.0
91	60.5
92	60.0
93	59.0
94	58.0
95	57.0
96	55.0
97	54.0
98	51.0
99	48.0

LIVELLI PERCENTILI NOTTURNI

Percentile	Leq.[dB]
0	80.0
1	80.0
2	78.0
3	77.0
4	76.5
5	76.0
6	75.0
7	74.5
8	74.0
9	73.0
10	72.5
11	72.0
12	71.5
13	71.0
14	70.5
15	70.0
16	69.5
17	69.0
18	68.5
19	68.0
20	67.5
21	67.0
22	66.7
23	66.3
24	66.0
25	65.5
26	65.0
27	64.5
28	64.0
29	63.5
30	63.0

31	62.5
32	62.0
33	61.7
34	61.3
35	61.0
36	60.0
37	59.5
38	59.0
39	58.5
40	58.0
41	57.5
42	57.0
43	56.5
44	56.0
45	55.5
46	55.0
47	54.0
48	53.5
49	53.0
50	52.5
51	52.0
52	51.5
53	51.0
54	50.5
55	50.0
56	49.5
57	49.0
58	48.7
59	48.3
60	48.0
61	47.7
62	47.3
63	47.0
64	46.7

65	46.3
66	46.0
67	45.7
68	45.3
69	45.0
70	44.7
71	44.3
72	44.0
73	43.7
74	43.3
75	43.0
76	42.8
77	42.5
78	42.3
79	42.0
80	41.7
81	41.3
82	41.0
83	40.5
84	40.0
85	39.7
86	39.3
87	39.0
88	38.5
89	38.0
90	37.0
91	36.5
92	36.0
93	35.0
94	34.0
95	33.0
96	32.5
97	32.0
98	31.5

99

31.0

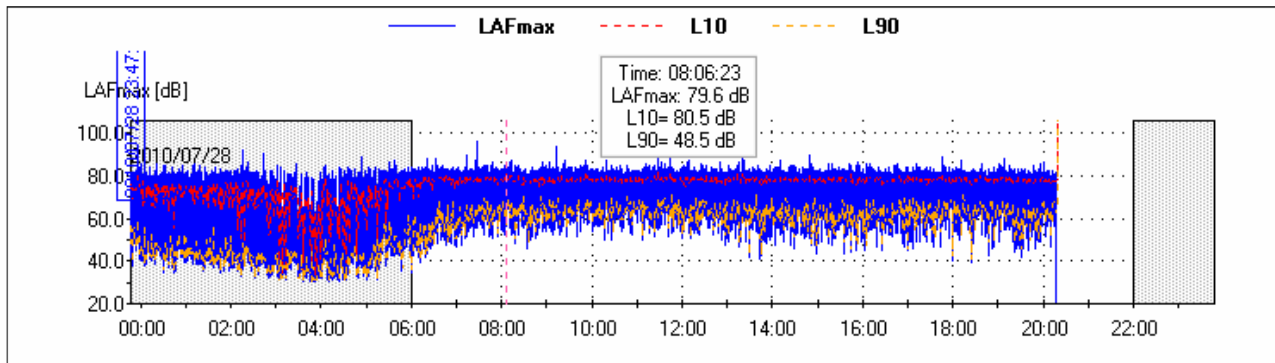
LIVELLI di Impuls – fast – slow massimi nelle 16 ore diurne

LIVELLI DI IMPULS- FAST E SLOW MAX DIURNI		
LAIp [dB]	LASp [dB]	LAFp [dB]
97.6	91.8	96
96.6	90.7	93.9
90.9	87.6	89.9
89.9	86.3	88.6
89.6	85.8	87.9
97.6	91.8	96

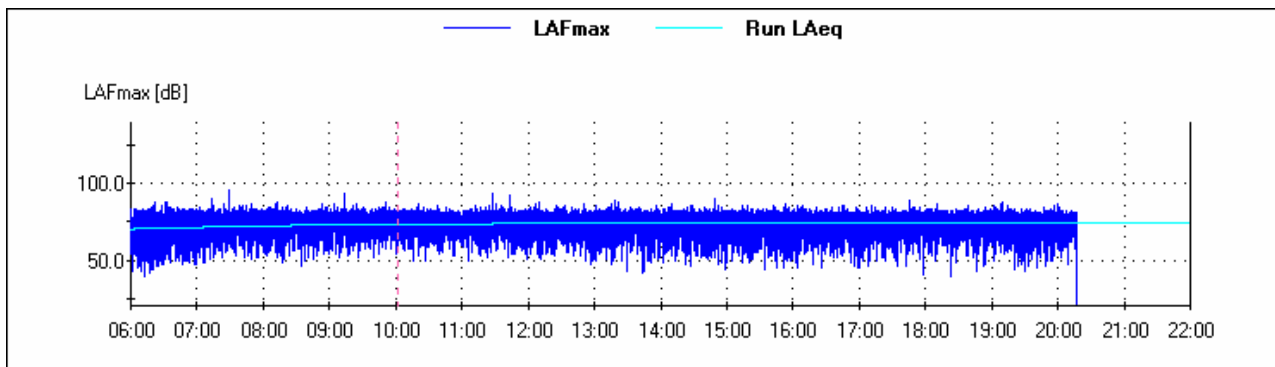
LIVELLI di Impuls – fast – slow massimi nelle 8 ore notturni

LIVELLI DI IMPULS- FAST E SLOW MAX NOTTURNI		
LAIp [dB]	LASp [dB]	LAFp [dB]
94.1	88.7	91.9
91.2	84.5	89.3
86.5	82.9	85.8
94.1	88.7	91.9

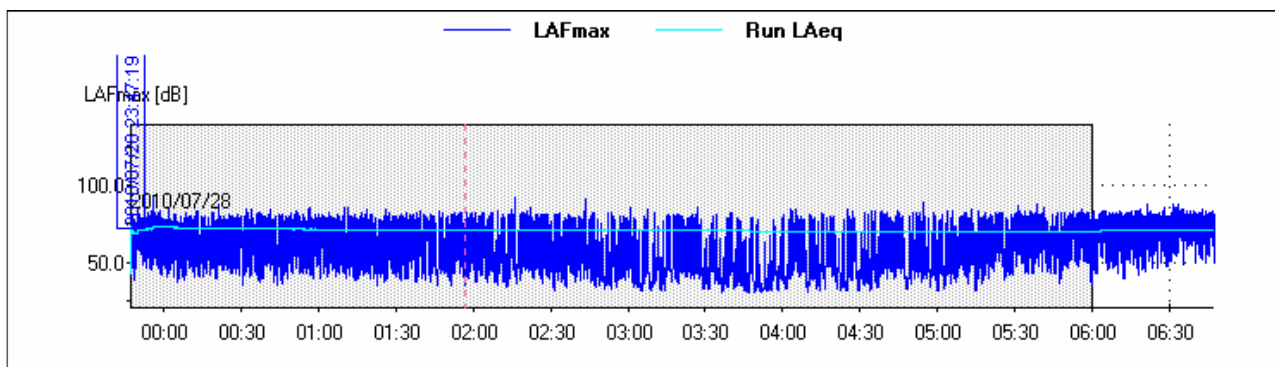
TIME HISTORY L10 – L90



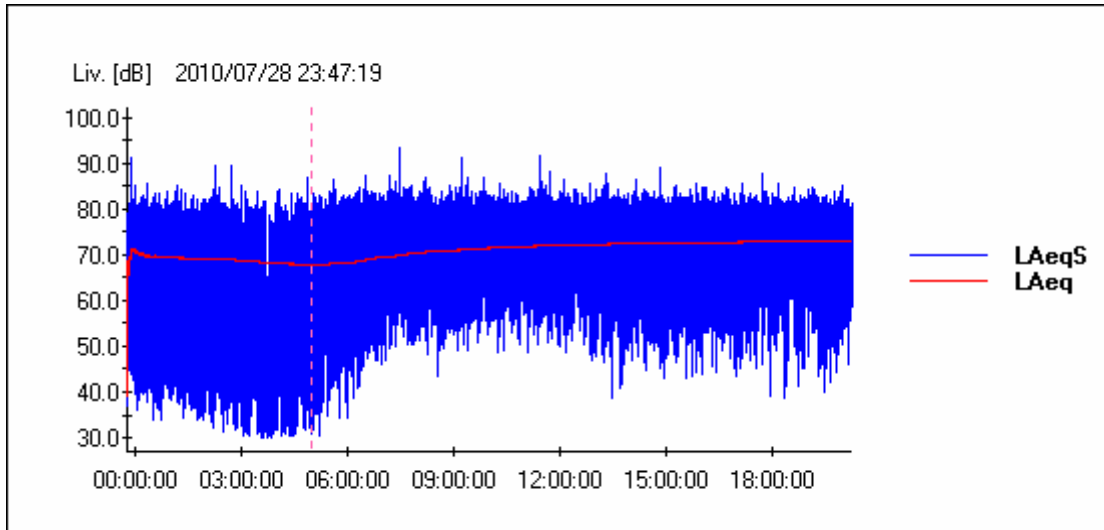
RUNNING Leq DIURNO



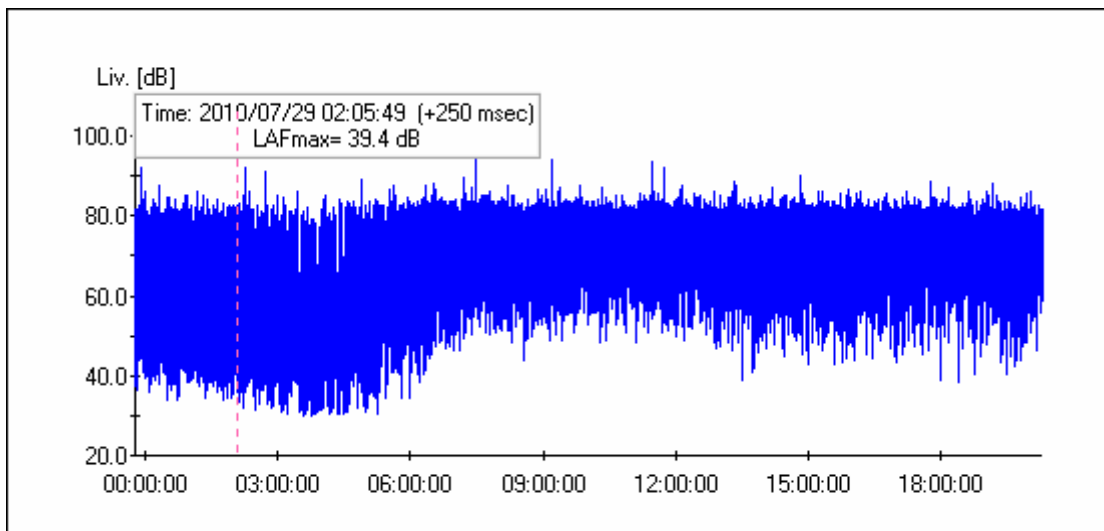
RUNNING Leq NOTTURNO



LA TIME HISTORY LIVELLO EQUIVALENTE PONDERATO "A"



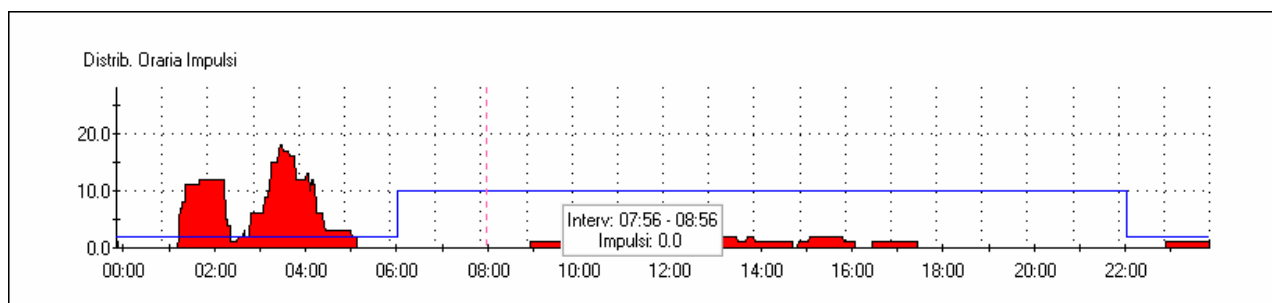
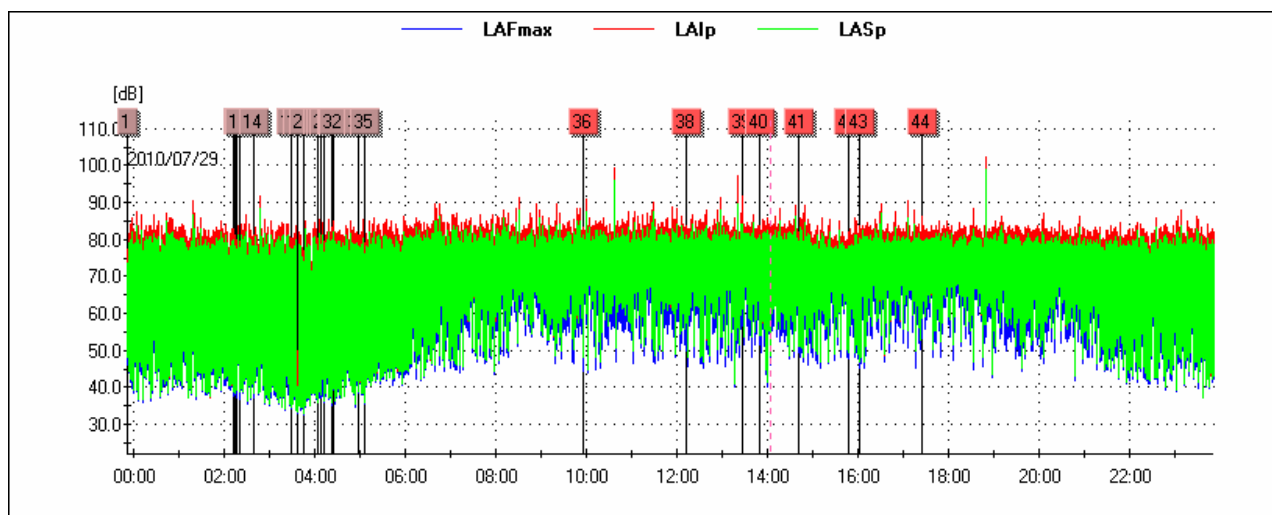
LA TIME HISTORY LIVELLO PRESSIONE SONORA PONDERATA "A"



Il rumore presenta Componenti Impulsive (CI) quando sono verificate le condizioni seguenti:

- ripetitività di n° eventi impulsivi (n°10/ora di giorno e n°2/ora di notte);
- differenza tra LAImax e LASmax superiore a 6 dB;
- durata dell'evento a -10 dB dal valore LAFmax inferiore a 1 s.

La ripetitività viene dimostrata mediante registrazione grafica del livello di pressione sonora ponderato A fast effettuata durante il tempo di misura TM.



Lista degli impulsi nelle 24 ore

Ev	Inizio	Durata LAFmax-10dB[s]	LAFmax[dB]	LAImax - LASmax [dB]
1	2010/07/29 23:51:12	0.875	58.2	9.2
2	2010/07/30 02:10:54	1.000	49.6	9.4
3	2010/07/30 02:10:55	0.750	50.2	8.7
4	2010/07/30 02:11:15	0.750	53.4	7.3
5	2010/07/30 02:11:19	0.750	51.9	7.7
6	2010/07/30 02:11:20	0.875	54.3	10.7
7	2010/07/30 02:12:43	0.750	51.8	9.5
8	2010/07/30 02:12:50	0.750	53.1	9.8

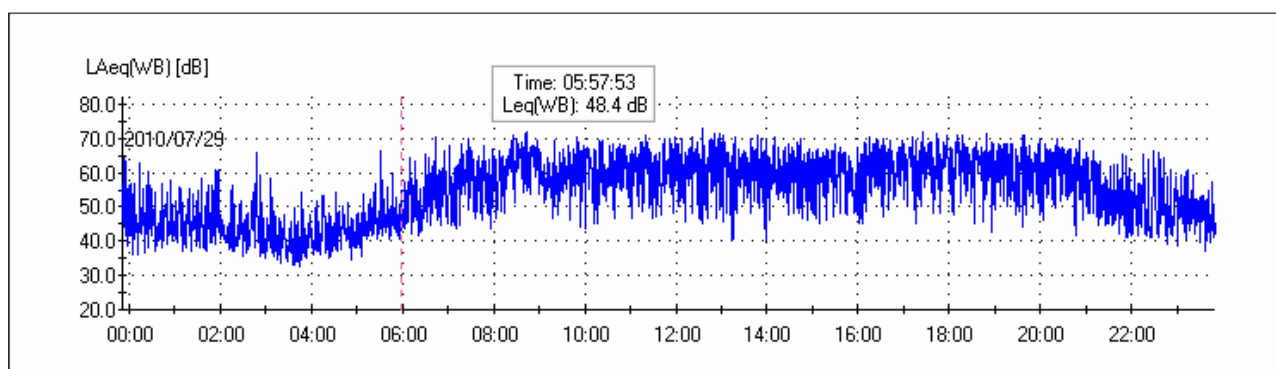
9	2010/07/30 02:15:20	0.750	56.3	10.2
10	2010/07/30 02:19:12	0.750	53.4	8.4
11	2010/07/30 02:19:17	0.750	53.2	8.7
12	2010/07/30 02:19:19	0.750	54.0	9.0
13	2010/07/30 02:19:19	0.750	50.4	7.6
14	2010/07/30 02:37:36	1.000	51.1	10.6
15	2010/07/30 03:28:45	0.875	51.3	9.4
16	2010/07/30 03:36:43	1.000	46.1	9.5
17	2010/07/30 03:44:18	0.875	53.0	7.8
18	2010/07/30 03:44:25	1.000	50.3	9.2
19	2010/07/30 03:44:33	0.750	49.1	8.4
20	2010/07/30 03:44:41	1.000	50.3	7.9
21	2010/07/30 04:03:26	1.000	49.5	9.5
22	2010/07/30 04:03:32	1.000	51.9	10.1
23	2010/07/30 04:03:35	0.875	49.5	7.6
24	2010/07/30 04:08:04	0.625	57.1	10.7
25	2010/07/30 04:11:27	0.750	52.6	8.8
26	2010/07/30 04:11:29	0.750	54.6	9.5
27	2010/07/30 04:11:38	0.625	57.1	10.3
28	2010/07/30 04:11:47	0.750	49.5	9.3
29	2010/07/30 04:12:12	0.750	49.1	8.7
30	2010/07/30 04:21:52	0.875	55.5	9.0
31	2010/07/30 04:21:57	0.875	51.6	7.5
32	2010/07/30 04:23:48	1.000	54.9	8.1
33	2010/07/30 04:58:06	0.750	52.2	8.8
34	2010/07/30 05:05:52	0.750	49.9	11.3
35	2010/07/30 05:05:55	0.750	51.0	10.8
36	2010/07/30 09:54:50	0.750	61.8	8.6
37	2010/07/30 12:11:27	0.625	66.5	8.7
38	2010/07/30 12:11:28	0.625	68.7	8.4
39	2010/07/30 13:26:35	0.750	90.2	8.1
40	2010/07/30 13:49:27	0.625	76.7	10.7
41	2010/07/30 14:39:44	0.750	63.9	9.1
42	2010/07/30 15:46:16	0.750	63.8	8.1
43	2010/07/30 16:01:17	0.750	60.0	6.8
44	2010/07/30 17:24:34	0.875	83.5	8.8

RICONOSCIMENTO COMPONENTI TONALI

Al fine di individuare la presenza di Componenti Tonalì (CT) nel rumore, si effettua un'analisi spettrale per bande normalizzate di 1/3 di ottava. Si considerano esclusivamente le CT aventi carattere stazionario nel tempo ed in frequenza.

L'analisi è stata svolta nell'intervallo di frequenza compreso tra 20 Hz e 20 KHz.

Si è in presenza di una CT se il livello minimo di una banda supera i livelli minimi delle bande adiacenti per almeno 5 dB.



SOGLIE PENALIZZAZIONE	
Persistenza BF	5%
Persistenza AF	5%
TONALI [Hz]	PERSIST [%]
Freq: 100	0.1
Freq: 125	0.1
Freq: 200	0.3
Freq: 250	0.1
Freq: 315	0.1
Freq: 400	0.1
Freq: 500	0.1
Freq: 630	0.1
Freq: 1 k	0.1
Freq: 3.15 k	5.6
Freq: 4 k	0.0

PENALIZZAZIONI	
Penalizzazione BF: No	
Penalizzazione AF: 3dB	

TIME HISTORY COMPONENTI TONALI

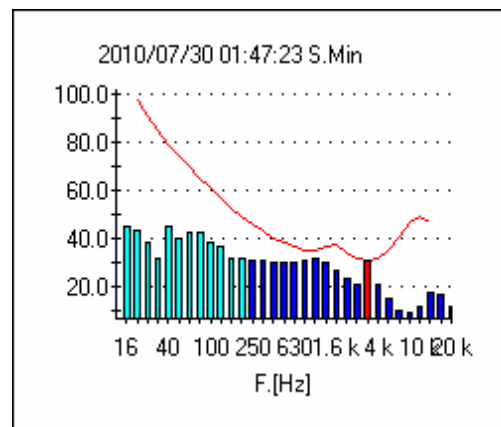
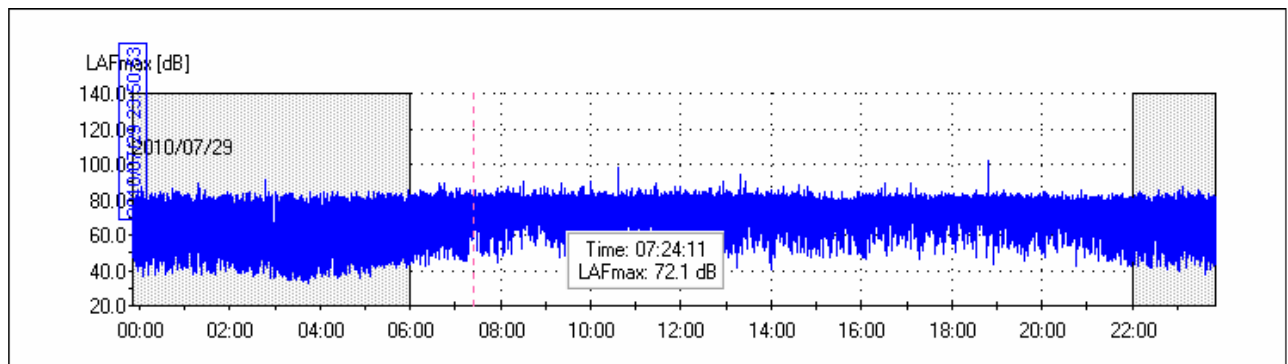
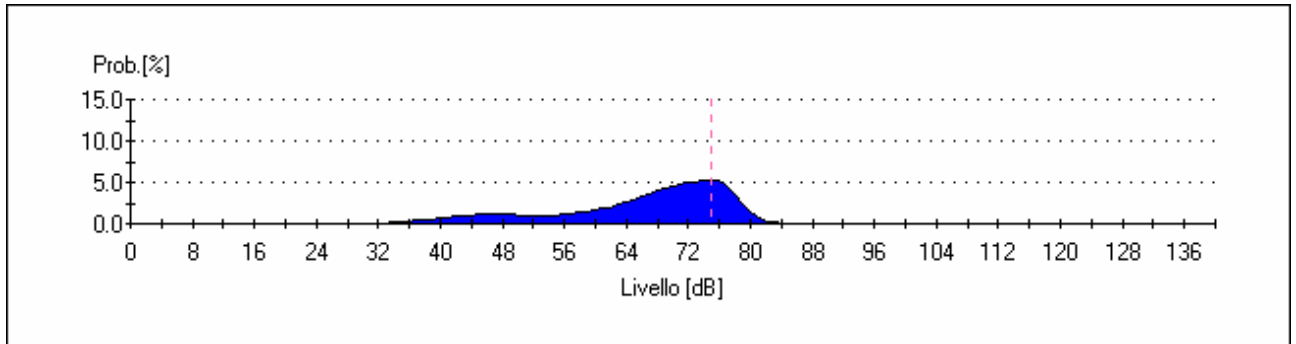


GRAFICO DEL CLIMA ACUSTICO GIORNALIERO



DISTRIBUTIVA



CUMULATIVA

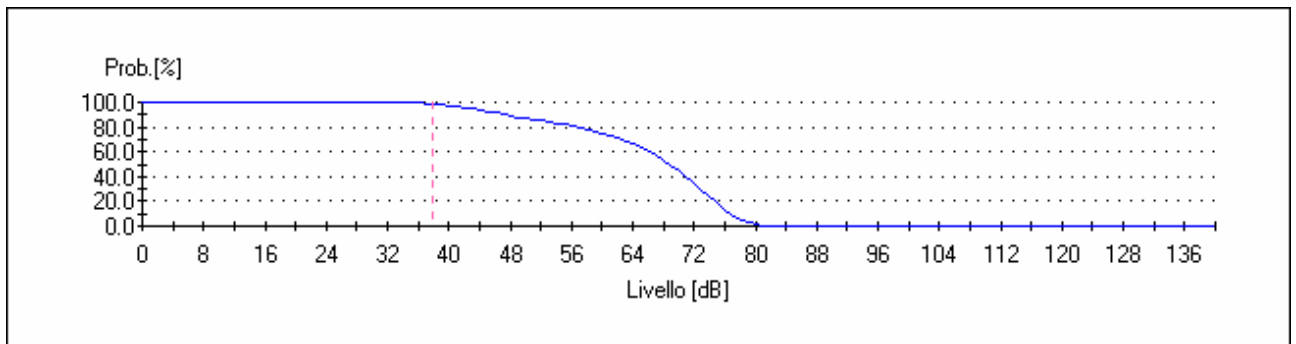
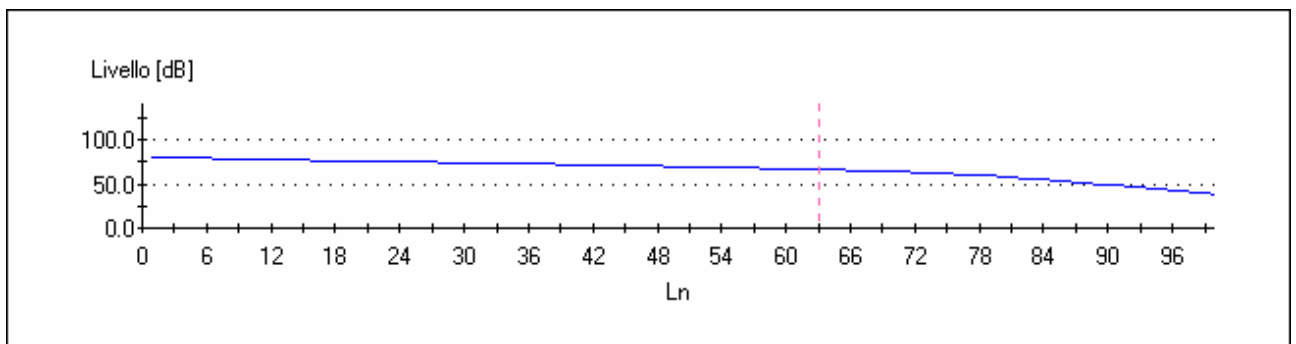


GRAFICO PERCENTILI



LIVELLI PERCENTILI DIURNI

Percentile	Leq.[dB]
0	81.0
1	81.0
2	80.5
3	80.0
4	79.7
5	79.3
6	79.0
7	78.8
8	78.6
9	78.4
10	78.2
11	78.0
12	77.8
13	77.7
14	77.5
15	77.3
16	77.2
17	77.0
18	76.9
19	76.7
20	76.6
21	76.4
22	76.3
23	76.1
24	76.0
25	75.9
26	75.7
27	75.6
28	75.4
29	75.3
30	75.1
31	75.0
32	74.9

33	74.7
34	74.6
35	74.4
36	74.3
37	74.1
38	74.0
39	73.8
40	73.7
41	73.5
42	73.3
43	73.2
44	73.0
45	72.9
46	72.7
47	72.6
48	72.4
49	72.3
50	72.1
51	72.0
52	71.8
53	71.6
54	71.4
55	71.2
56	71.0
57	70.8
58	70.7
59	70.5
60	70.3
61	70.2
62	70.0
63	69.8
64	69.6
65	69.4
66	69.2

67	69.0
68	68.8
69	68.6
70	68.4
71	68.2
72	68.0
73	67.8
74	67.5
75	67.3
76	67.0
77	66.7
78	66.3
79	66.0
80	65.7
81	65.3
82	65.0
83	64.7
84	64.3
85	64.0
86	63.5
87	63.0
88	62.5
89	62.0
90	61.0
91	60.0
92	59.5
93	59.0
94	57.0
95	56.0
96	55.0
97	53.0
98	51.0
99	48.0

LIVELLI PERCENTILI NOTTURNI

Percentile	Leq.[dB]
0	80.0
1	80.0
2	79.0
3	78.0
4	77.0
5	76.5
6	76.0
7	75.5
8	75.0
9	74.5
10	74.0
11	73.5
12	73.0
13	72.5
14	72.0
15	71.7
16	71.3
17	71.0
18	70.5
19	70.0
20	69.7
21	69.3
22	69.0
23	68.7
24	68.3
25	68.0
26	67.7
27	67.3
28	67.0
29	66.5
30	66.0

31	65.7
32	65.3
33	65.0
34	64.7
35	64.3
36	64.0
37	63.7
38	63.3
39	63.0
40	62.5
41	62.0
42	61.7
43	61.3
44	61.0
45	60.5
46	60.0
47	59.5
48	59.0
49	58.7
50	58.3
51	58.0
52	57.5
53	57.0
54	56.5
55	56.0
56	55.5
57	55.0
58	54.5
59	54.0
60	53.0
61	52.5
62	52.0
63	51.7
64	51.3

65	51.0
66	50.5
67	50.0
68	49.5
69	49.0
70	48.7
71	48.3
72	48.0
73	47.7
74	47.3
75	47.0
76	46.7
77	46.3
78	46.0
79	45.7
80	45.3
81	45.0
82	44.7
83	44.3
84	44.0
85	43.7
86	43.3
87	43.0
88	42.5
89	42.0
90	41.5
91	41.0
92	40.5
93	40.0
94	39.5
95	39.0
96	38.0
97	37.5
98	37.0

		Ponte sullo Stretto di Messina PROGETTO DEFINITIVO		
MONITORAGGIO EMISSIONI DI RUMORE PER LA MAPPATURA DI CLIMA ACUSTICO VOL.2/2	<i>Codice documento</i> AS0106_F0.docxF0	<i>Rev</i> F0	<i>Data</i> 20/06/2011	

99	35.0
----	------

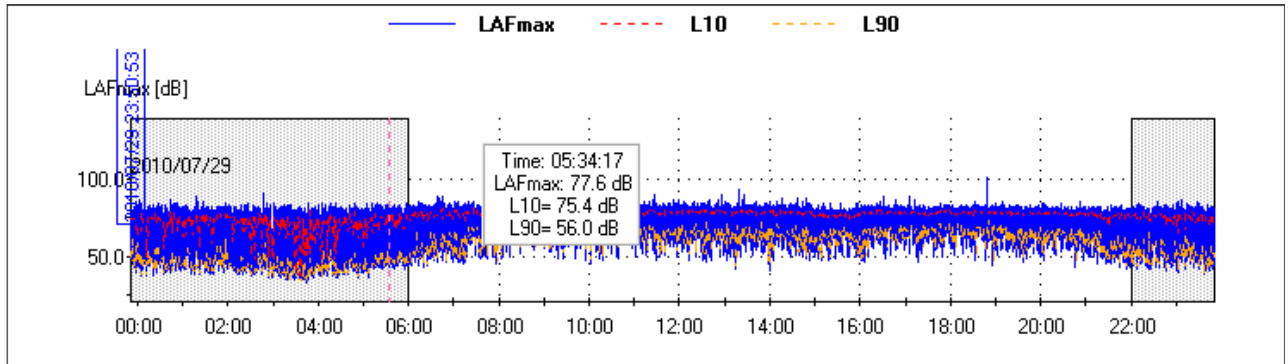
LIVELLI di Impuls – fast – slow massimi nelle 16 ore diurne

LIVELLI DI IMPULS- FAST E SLOW MAX DIURNI		
LAIp [dB]	LASp [dB]	LAFp [dB]
89.7	86.2	88.8
99.4	96	98.2
97.4	89.6	94
102.3	98.7	101.6
86.3	83.3	85.4
102.3	98.7	101.6

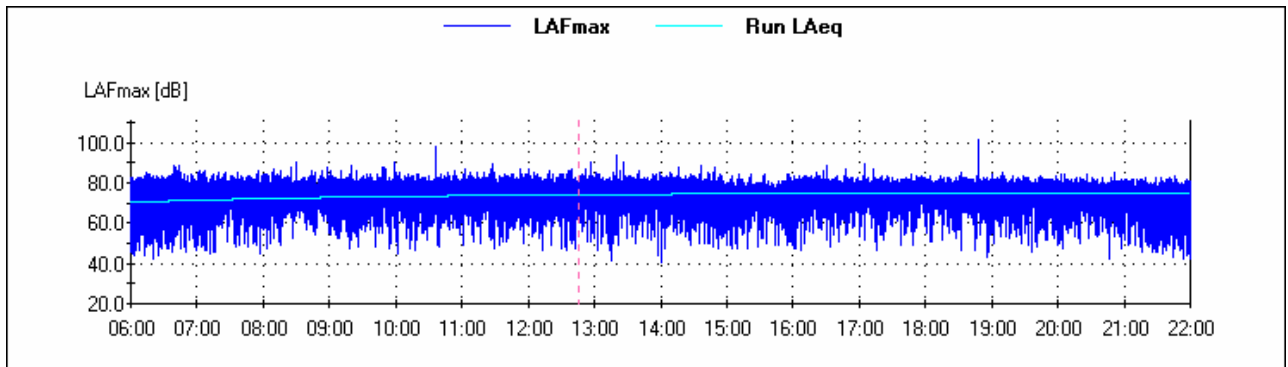
LIVELLI di Impuls – fast – slow massimi nelle 8 ore notturni

LIVELLI DI IMPULS- FAST E SLOW MAX NOTTURNI		
LAIp [dB]	LASp [dB]	LAFp [dB]
91.9	88.2	91.1
86.1	82.2	85
87.8	83.6	87.1
91.9	88.2	91.1

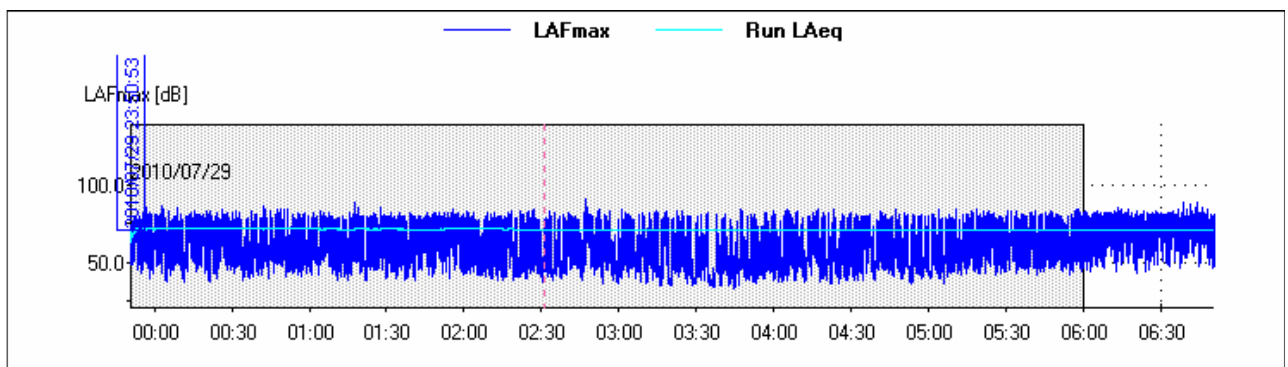
TIME HISTORY L10 – L90



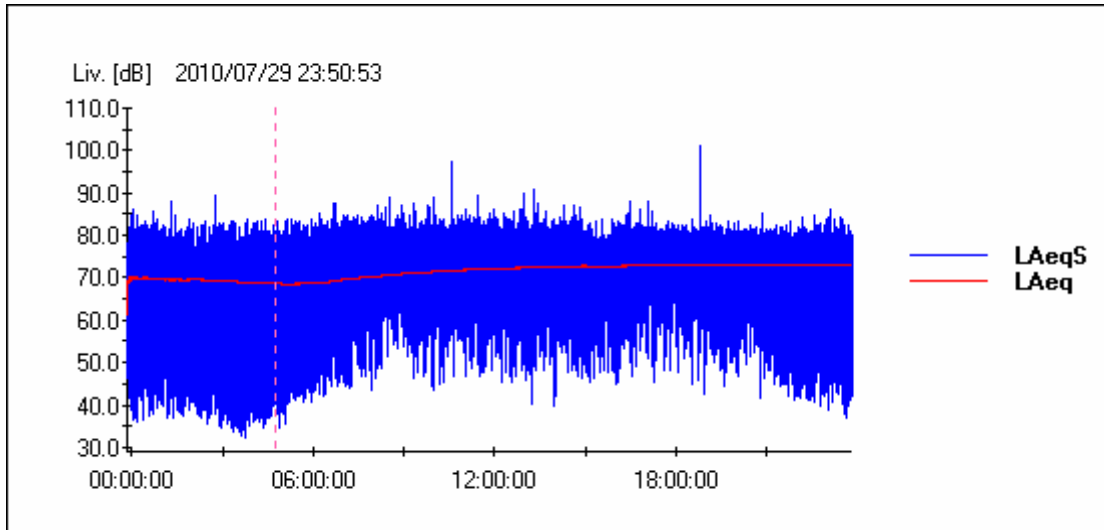
RUNNING Leq DIURNO



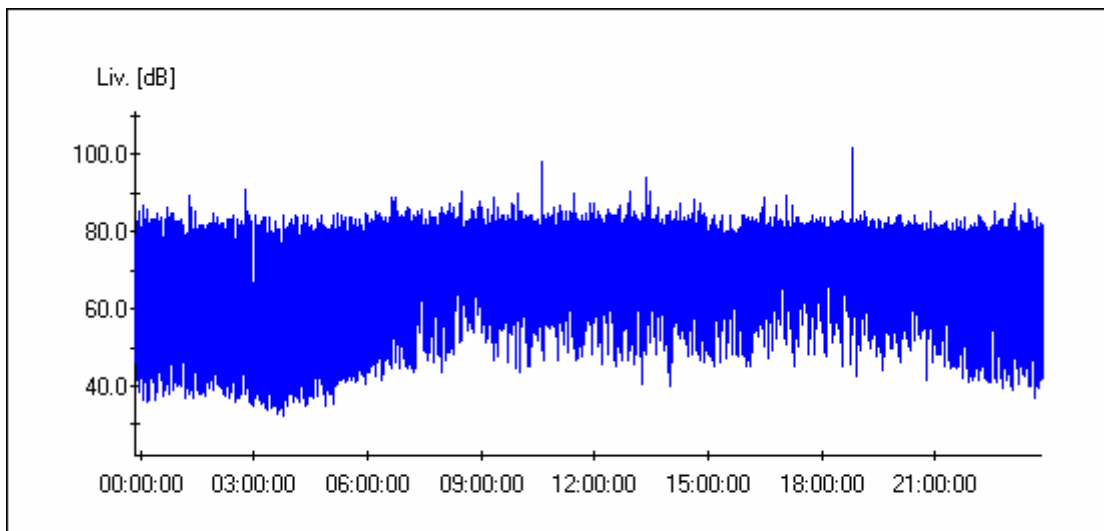
RUNNING Leq NOTTURNO



LA TIME HISTORY LIVELLO EQUIVALENTE PONDERATO "A"



LA TIME HISTORY LIVELLO PRESSIONE SONORA PONDERATA "A"



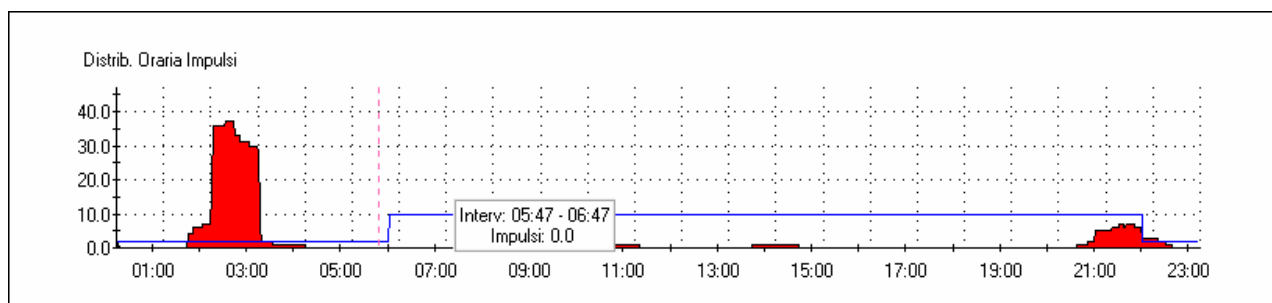
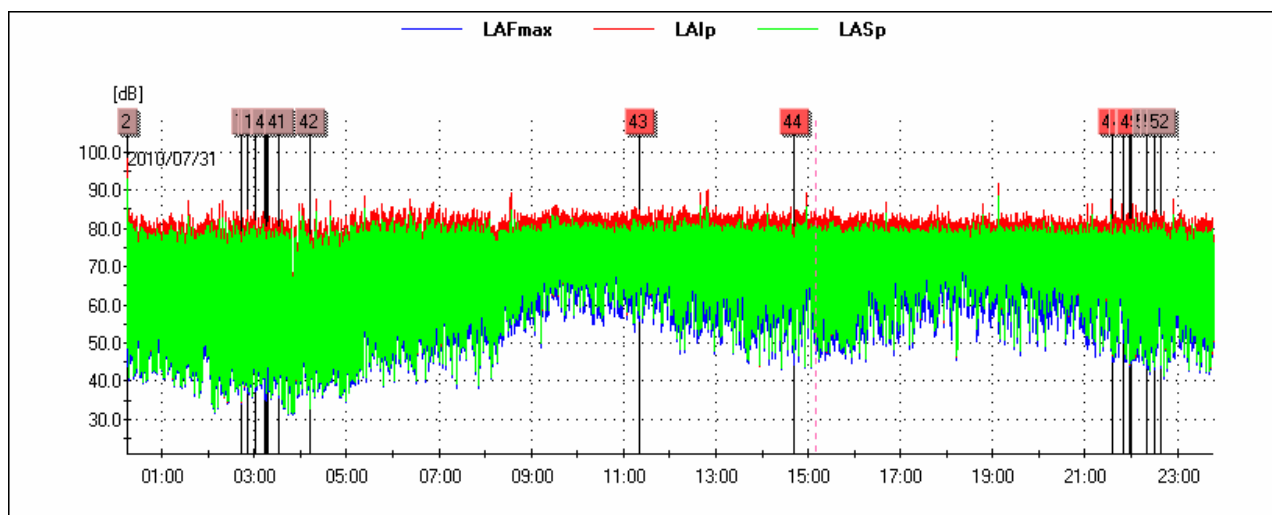
R_30_S Sabato 31/07/2010

RICONOSCIMENTO COMPONENTI IMPULSIVE

Il rumore presenta Componenti Impulsive (CI) quando sono verificate le condizioni seguenti:

- ripetitività di n° eventi impulsivi (n°10/ora di giorno e n°2/ora di notte);
- differenza tra LAImax e LASmax superiore a 6 dB;
- durata dell'evento a -10 dB dal valore LAFmax inferiore a 1 s.

La ripetitività viene dimostrata mediante registrazione grafica del livello di pressione sonora ponderato A fast effettuata durante il tempo di misura TM.



Lista degli impulsi nelle 24 ore

Ev	Inizio	Durata 10dB[s]	LAFmax-	LAFmax[dB]	LAImax - LASmax [dB]
1	2010/07/31 00:15:02	0.500		72.3	9.2
2	2010/07/31 00:15:32	0.875		65.0	7.7
3	2010/07/31 02:43:50	0.875		46.0	8.0
4	2010/07/31 02:43:52	0.750		48.7	9.5
5	2010/07/31 02:43:57	0.750		51.2	8.2
6	2010/07/31 02:43:57	0.750		51.3	7.4
7	2010/07/31 02:43:59	0.750		53.8	8.4

8	2010/07/31 02:50:55	0.875	51.0	9.4
9	2010/07/31 02:50:57	0.750	53.0	9.6
10	2010/07/31 03:02:21	0.625	58.4	10.3
11	2010/07/31 03:12:40	1.000	58.1	11.0
12	2010/07/31 03:13:18	0.625	59.8	6.6
13	2010/07/31 03:13:20	0.625	60.2	7.4
14	2010/07/31 03:13:22	0.875	60.7	7.3
15	2010/07/31 03:13:29	0.875	60.7	9.0
16	2010/07/31 03:13:34	0.625	53.7	7.9
17	2010/07/31 03:13:35	0.750	52.0	7.0
18	2010/07/31 03:13:37	0.750	50.8	7.2
19	2010/07/31 03:14:01	0.625	54.1	7.6
20	2010/07/31 03:14:03	0.625	53.1	8.0
21	2010/07/31 03:14:10	0.625	55.6	8.0
22	2010/07/31 03:14:11	0.750	54.0	8.0
23	2010/07/31 03:14:13	0.625	53.7	8.7
24	2010/07/31 03:14:16	0.625	54.0	8.8
25	2010/07/31 03:14:59	0.750	55.1	7.1
26	2010/07/31 03:15:00	0.750	55.0	7.5
27	2010/07/31 03:15:01	0.750	54.5	7.1
28	2010/07/31 03:15:03	0.625	54.9	9.5
29	2010/07/31 03:15:03	0.750	55.2	7.9
30	2010/07/31 03:15:04	1.000	55.8	8.1
31	2010/07/31 03:15:07	0.750	55.3	8.7
32	2010/07/31 03:15:22	0.625	57.6	8.7
33	2010/07/31 03:15:25	0.625	56.8	9.9
34	2010/07/31 03:15:26	0.750	55.0	8.4
35	2010/07/31 03:15:27	0.750	57.5	10.1
36	2010/07/31 03:15:31	1.000	56.4	7.3
37	2010/07/31 03:16:24	1.000	56.5	9.8
38	2010/07/31 03:16:27	1.000	57.8	11.0
39	2010/07/31 03:16:33	0.625	57.2	10.0
40	2010/07/31 03:16:35	0.750	55.4	9.8
41	2010/07/31 03:31:57	0.875	48.1	9.6
42	2010/07/31 04:13:24	0.875	54.2	10.0
43	2010/07/31 11:20:17	0.750	75.3	9.1
44	2010/07/31 14:42:01	0.625	60.2	11.8
45	2010/07/31 21:35:30	1.000	59.2	10.1
46	2010/07/31 21:49:57	0.750	66.2	10.0
47	2010/07/31 21:57:57	0.875	56.4	9.3
48	2010/07/31 21:58:55	0.750	58.7	8.2
49	2010/07/31 21:59:01	0.625	60.4	10.4
50	2010/07/31 22:20:48	0.750	59.2	10.6
51	2010/07/31 22:29:36	1.000	56.5	9.1
52	2010/07/31 22:38:32	0.625	59.8	9.4

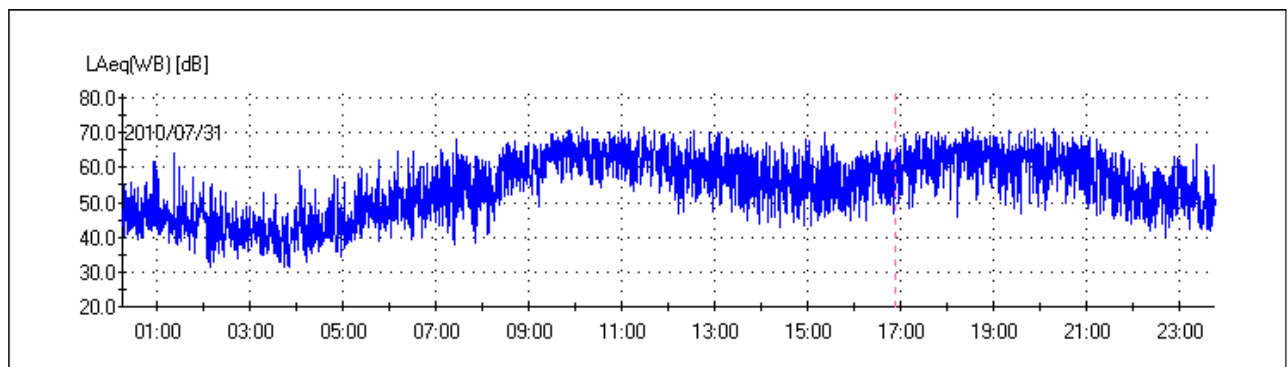
RICONOSCIMENTO COMPONENTI TONALI

Al fine di individuare la presenza di Componenti Tonalì (CT) nel rumore, si effettua un'analisi

spettrale per bande normalizzate di 1/3 di ottava. Si considerano esclusivamente le CT aventi carattere stazionario nel tempo ed in frequenza.

L'analisi è stata svolta nell'intervallo di frequenza compreso tra 20 Hz e 20 KHz.

Si è in presenza di una CT se il livello minimo di una banda supera i livelli minimi delle bande adiacenti per almeno 5 dB.



SOGLIE PENALIZZAZIONE	
Persistenza BF	5%
Persistenza AF	5%
TONALI [Hz]	PERSIST [%]
Freq: 125	0.1
Freq: 160	0.1
Freq: 200	0.1
Freq: 250	0.0
Freq: 315	0.1
Freq: 500	0.1
Freq: 630	0.0
Freq: 800	0.1
Freq: 1.25 k	0.0
Freq: 3.15 k	2.2
PENALIZZAZIONI	
Penalizzazione BF: No	

Penalizzazione AF: No

TIME HISTORY COMPONENTI TONALI

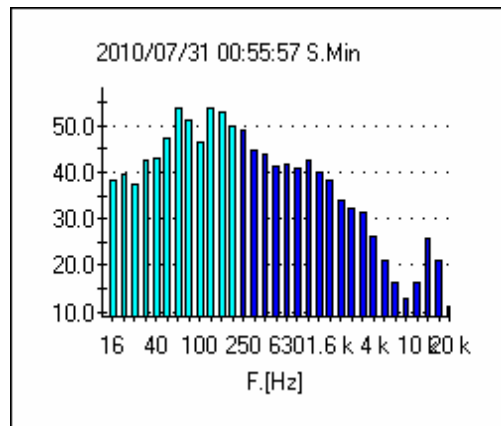
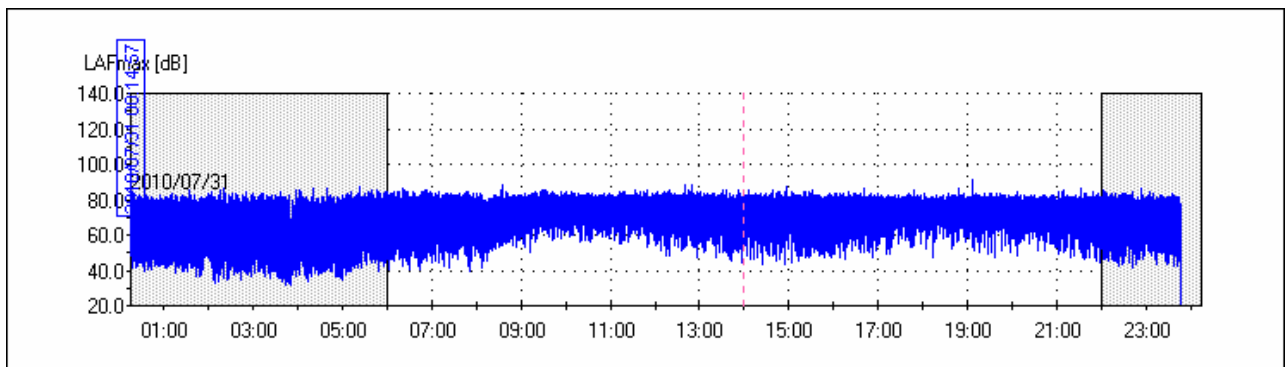
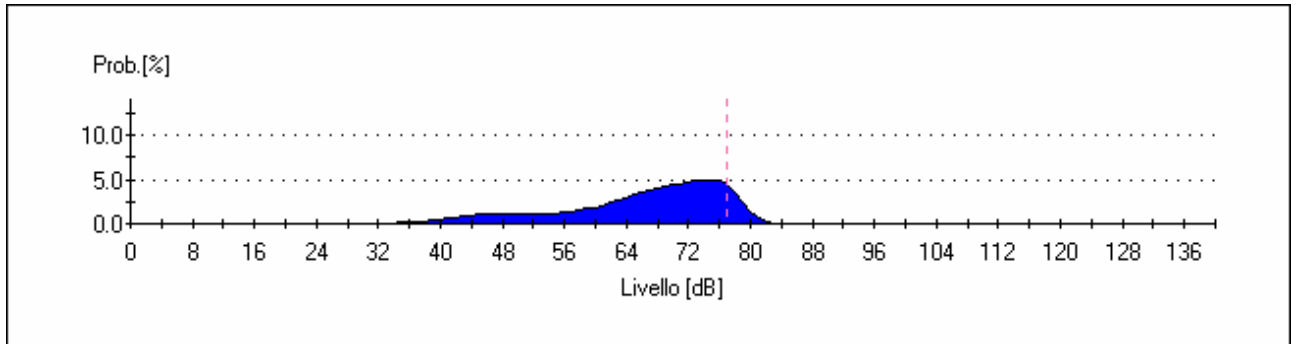


GRAFICO DEL CLIMA ACUSTICO GIORNALIERO



DISTRIBUTIVA



CUMULATIVA

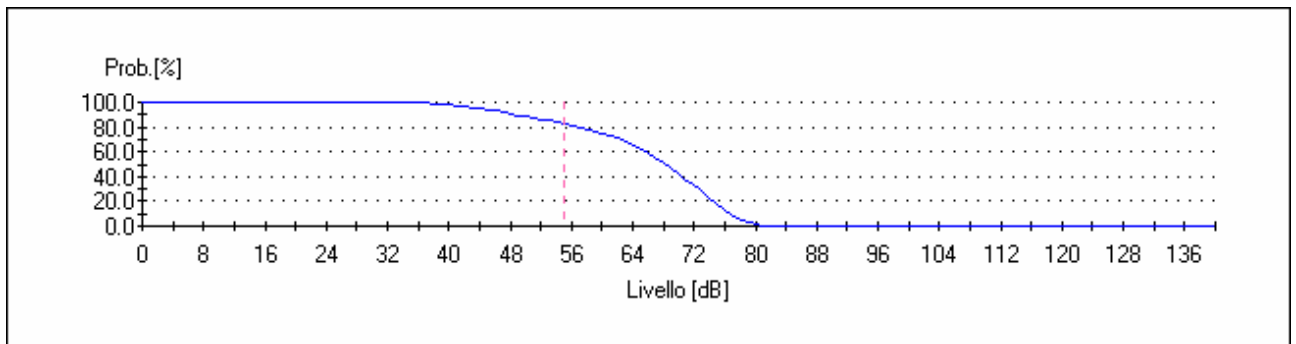
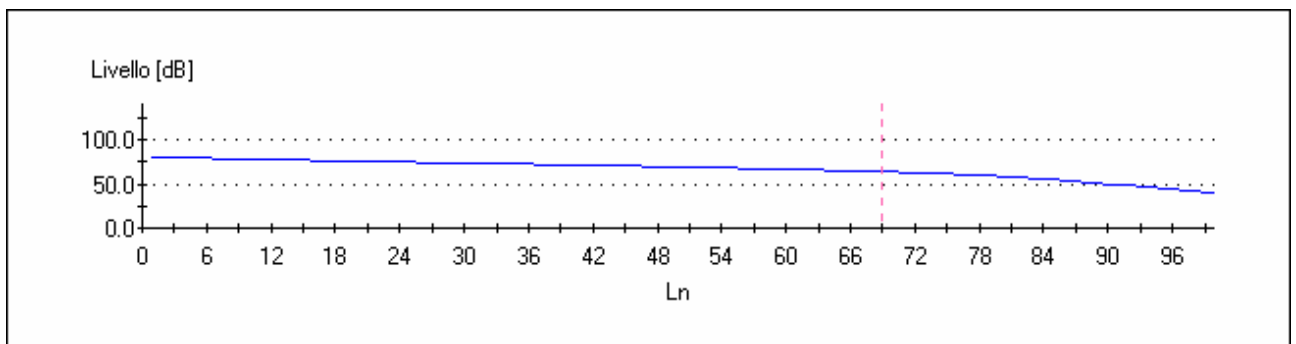


GRAFICO PERCENTILI



LIVELLI PERCENTILI DIURNI

Percentile	Leq.[dB]
0	81.0
1	81.0
2	80.5
3	80.0
4	79.7
5	79.3
6	79.0
7	78.8
8	78.6
9	78.4
10	78.2
11	78.0
12	77.8
13	77.6
14	77.4
15	77.2
16	77.0
17	76.9
18	76.7
19	76.6
20	76.4
21	76.3
22	76.1
23	76.0
24	75.8
25	75.7
26	75.5
27	75.3
28	75.2
29	75.0
30	74.8
31	74.7
32	74.5

33	74.3
34	74.2
35	74.0
36	73.8
37	73.7
38	73.5
39	73.3
40	73.2
41	73.0
42	72.8
43	72.7
44	72.5
45	72.3
46	72.2
47	72.0
48	71.8
49	71.6
50	71.4
51	71.2
52	71.0
53	70.8
54	70.6
55	70.4
56	70.2
57	70.0
58	69.8
59	69.6
60	69.4
61	69.2
62	69.0
63	68.8
64	68.6
65	68.4
66	68.2

67	68.0
68	67.8
69	67.5
70	67.3
71	67.0
72	66.8
73	66.5
74	66.3
75	66.0
76	65.7
77	65.3
78	65.0
79	64.7
80	64.3
81	64.0
82	63.7
83	63.3
84	63.0
85	62.5
86	62.0
87	61.0
88	60.5
89	60.0
90	59.0
91	58.0
92	57.0
93	56.0
94	55.0
95	54.0
96	53.0
97	51.0
98	49.0
99	47.0

LIVELLI PERCENTILI NOTTURNI

Percentile	Leq.[dB]
0	80.0
1	80.0
2	79.0
3	78.0
4	77.0
5	76.5
6	76.0
7	75.5
8	75.0
9	74.7
10	74.3
11	74.0
12	73.5
13	73.0
14	72.5
15	72.0
16	71.7
17	71.3
18	71.0
19	70.7
20	70.3
21	70.0
22	69.5
23	69.0
24	68.7
25	68.3
26	68.0
27	67.7
28	67.3
29	67.0
30	66.7

31	66.3
32	66.0
33	65.8
34	65.5
35	65.3
36	65.0
37	64.7
38	64.3
39	64.0
40	63.5
41	63.0
42	62.7
43	62.3
44	62.0
45	61.7
46	61.3
47	61.0
48	60.7
49	60.3
50	60.0
51	59.5
52	59.0
53	58.7
54	58.3
55	58.0
56	57.5
57	57.0
58	56.5
59	56.0
60	55.5
61	55.0
62	54.5
63	54.0
64	53.5

65	53.0
66	52.5
67	52.0
68	51.5
69	51.0
70	50.5
71	50.0
72	49.7
73	49.3
74	49.0
75	48.5
76	48.0
77	47.7
78	47.3
79	47.0
80	46.7
81	46.3
82	46.0
83	45.7
84	45.3
85	45.0
86	44.5
87	44.0
88	43.7
89	43.3
90	43.0
91	42.5
92	42.0
93	41.5
94	41.0
95	40.0
96	39.0
97	38.0
98	37.0

99

35.0

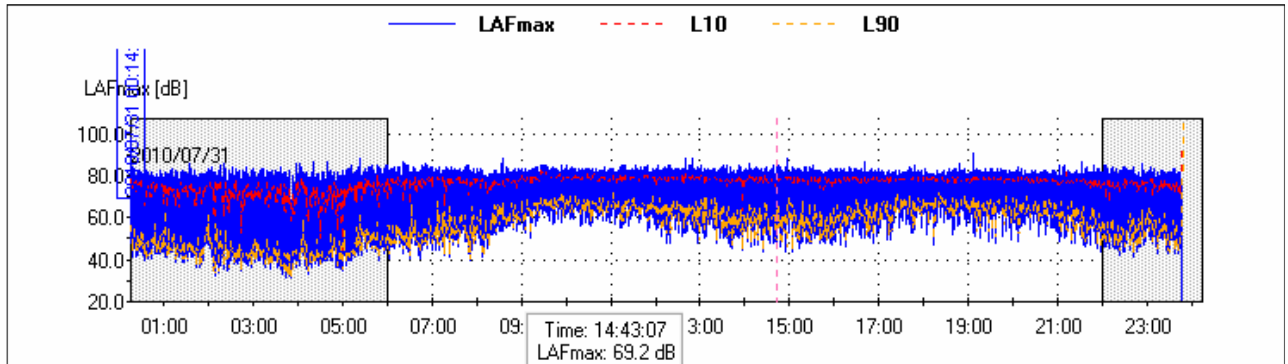
LIVELLI di Impuls – fast – slow massimi nelle 16 ore diurne

LIVELLI DI IMPULS- FAST E SLOW MAX DIURNI		
LAIp [dB]	LA Sp [dB]	LAFp [dB]
89.2	84.9	88.3
89.3	86	88.3
89.9	85.5	87.9
91.7	88.3	90.8
87.5	83.5	86.8
91.7	88.3	90.8

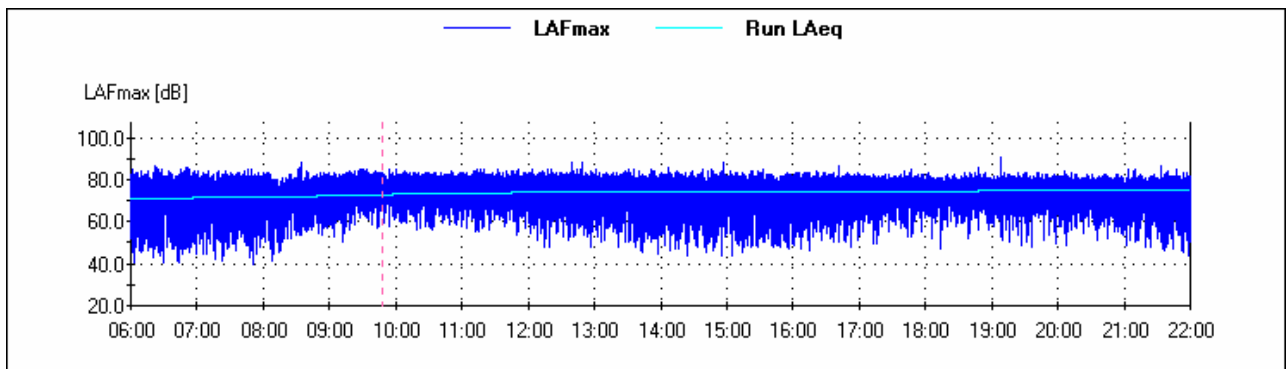
LIVELLI di Impuls – fast – slow massimi nelle 8 ore notturni

LIVELLI DI IMPULS- FAST E SLOW MAX NOTTURNI		
LAIp [dB]	LA Sp [dB]	LAFp [dB]
98	92.8	97.6
88.3	85.2	87.8
87.5	83.5	86
98	92.8	97.6

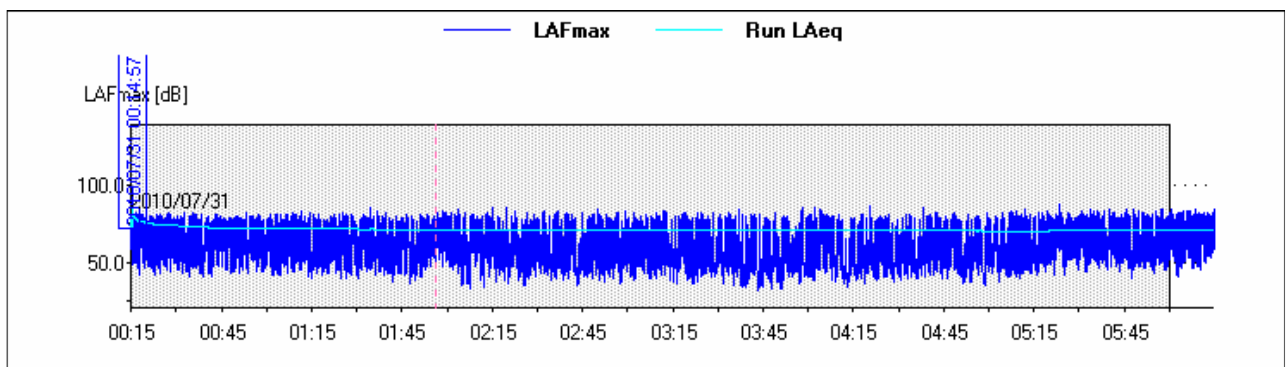
TIME HISTORY L10 – L90



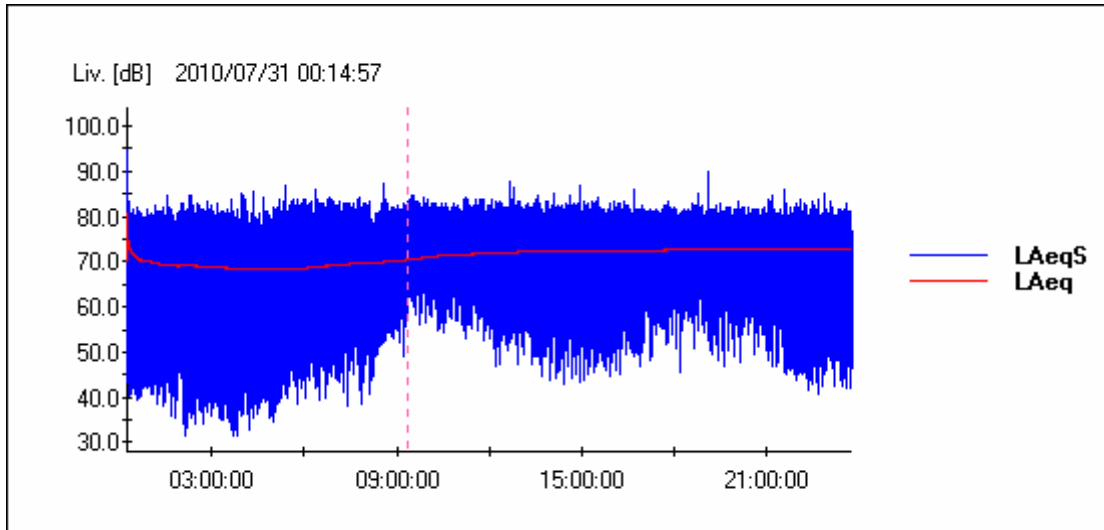
RUNNING Leq DIURNO



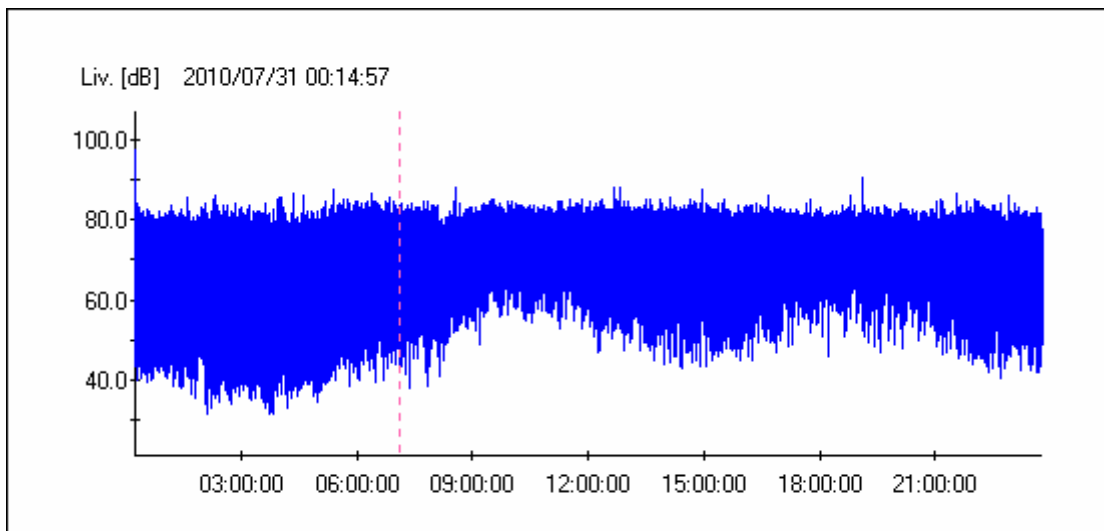
RUNNING Leq NOTTURNO



LA TIME HISTORY LIVELLO EQUIVALENTE PONDERATO "A"



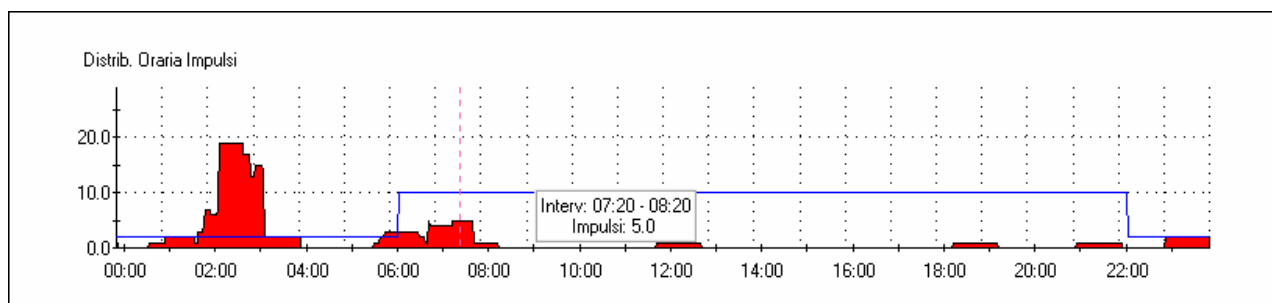
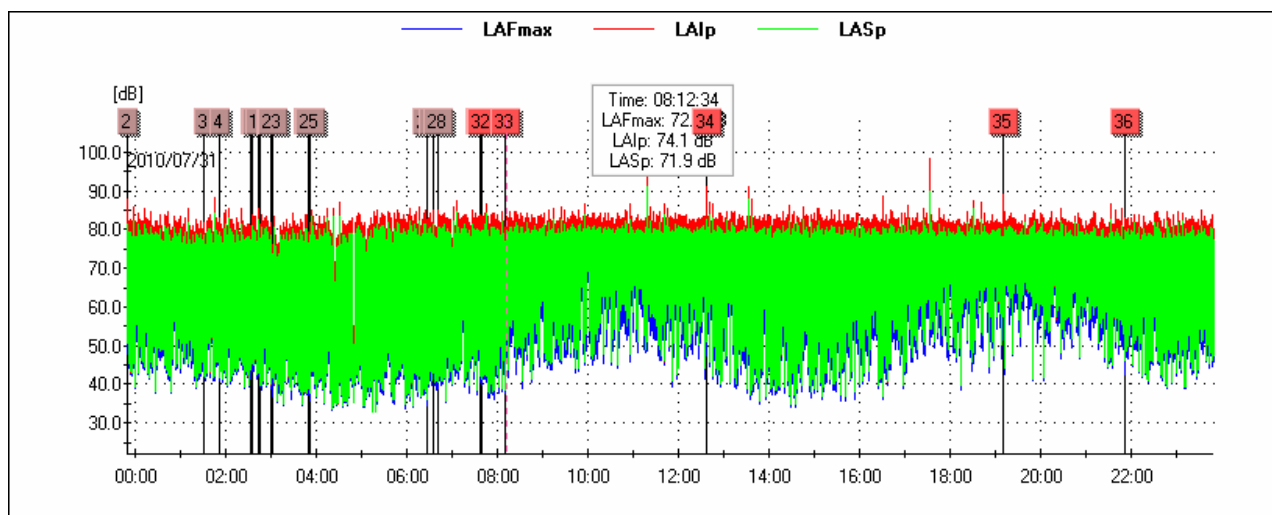
LA TIME HISTORY LIVELLO PRESSIONE SONORA PONDERATA "A"



Il rumore presenta Componenti Impulsive (CI) quando sono verificate le condizioni seguenti:

- ripetitività di n° eventi impulsivi (n°10/ora di giorno e n°2/ora di notte);
- differenza tra LAImax e LASmax superiore a 6 dB;
- durata dell'evento a -10 dB dal valore LAFmax inferiore a 1 s.

La ripetitività viene dimostrata mediante registrazione grafica del livello di pressione sonora ponderato A fast effettuata durante il tempo di misura TM.



Lista degli impulsi nelle 24 ore

Ev	Inizio	Durata LAFmax-10dB[s]	LAFmax[dB]	LAImax - LASmax [dB]
1	2010/07/31 23:49:53	0.625	83.6	12.1
2	2010/07/31 23:49:56	0.750	69.1	13.7
3	2010/08/01 01:30:18	0.625	67.0	9.6
4	2010/08/01 01:51:48	0.875	54.8	9.9
5	2010/08/01 02:34:14	0.750	56.5	7.7
6	2010/08/01 02:34:22	1.000	57.4	7.7
7	2010/08/01 02:42:42	0.625	64.1	8.4
8	2010/08/01 02:43:17	0.625	61.8	9.4

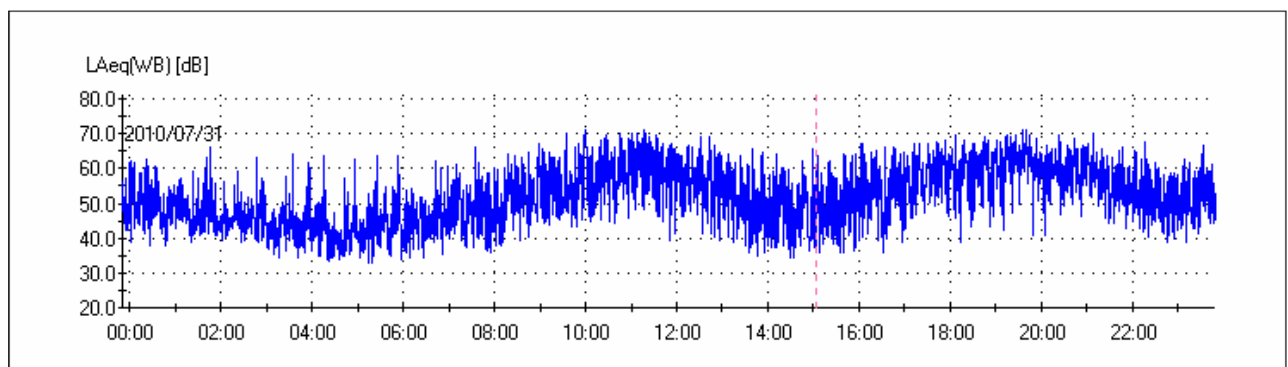
9	2010/08/01 02:44:24	0.750	59.1	9.0
10	2010/08/01 02:44:59	1.000	60.0	9.7
11	2010/08/01 03:00:44	0.750	56.1	9.9
12	2010/08/01 03:01:27	0.875	53.1	8.2
13	2010/08/01 03:01:42	0.625	55.9	7.9
14	2010/08/01 03:02:06	0.750	52.2	8.7
15	2010/08/01 03:02:10	1.000	58.9	9.1
16	2010/08/01 03:02:16	0.875	60.5	7.8
17	2010/08/01 03:02:20	0.625	58.5	9.0
18	2010/08/01 03:02:22	0.875	56.2	8.0
19	2010/08/01 03:02:23	0.625	59.7	9.2
20	2010/08/01 03:02:24	1.000	60.6	8.1
21	2010/08/01 03:02:25	0.750	62.1	8.7
22	2010/08/01 03:02:56	0.750	54.7	9.8
23	2010/08/01 03:02:57	0.625	56.7	9.8
24	2010/08/01 03:50:50	0.875	55.3	8.5
25	2010/08/01 03:50:55	0.750	52.7	10.3
26	2010/08/01 06:26:27	0.750	58.0	8.6
27	2010/08/01 06:34:50	1.000	59.6	10.6
28	2010/08/01 06:40:52	0.750	51.6	8.6
29	2010/08/01 07:37:58	0.875	55.8	9.2
30	2010/08/01 07:38:06	0.875	52.0	8.0
31	2010/08/01 07:38:21	0.750	61.0	6.7
32	2010/08/01 07:39:30	0.750	53.5	8.2
33	2010/08/01 08:10:03	0.750	54.7	9.2
34	2010/08/01 12:38:00	1.000	88.6	8.4
35	2010/08/01 19:09:59	0.625	85.5	11.2
36	2010/08/01 21:52:03	0.875	57.4	6.5

RICONOSCIMENTO COMPONENTI TONALI

Al fine di individuare la presenza di Componenti Tonalì (CT) nel rumore, si effettua un'analisi spettrale per bande normalizzate di 1/3 di ottava. Si considerano esclusivamente le CT aventi carattere stazionario nel tempo ed in frequenza.

L'analisi è stata svolta nell'intervallo di frequenza compreso tra 20 Hz e 20 KHz.

Si è in presenza di una CT se il livello minimo di una banda supera i livelli minimi delle bande adiacenti per almeno 5 dB.



SOGLIE PENALIZZAZIONE	
Persistenza BF	5%
Persistenza AF	5%
TONALI [Hz]	PERSIST [%]
Freq: 63	0.0
Freq: 125	0.3
Freq: 200	0.1
Freq: 315	0.0
Freq: 400	0.0
Freq: 500	0.1
Freq: 630	0.0
Freq: 800	0.1
Freq: 1 k	0.0
Freq: 3.15 k	1.5
PENALIZZAZIONI	

Penalizzazione BF: No

Penalizzazione AF: No

TIME ISTORY COMPONENTI TONALI

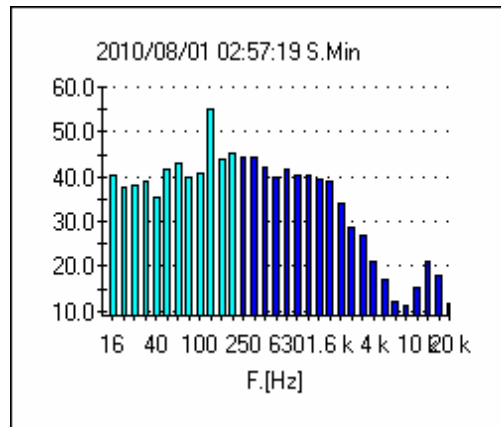
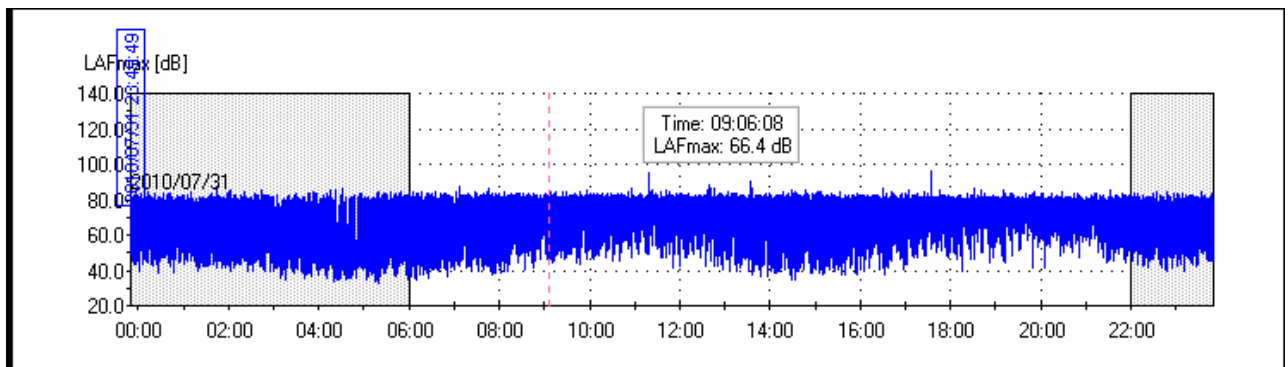
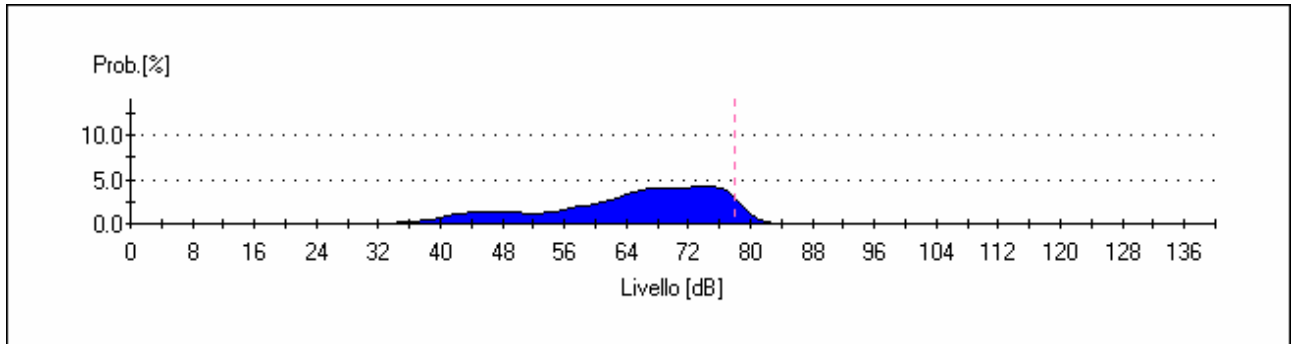


GRAFICO DEL CLIMA ACUSTICO GIORNALIERO



DISTRIBUTIVA



CUMULATIVA

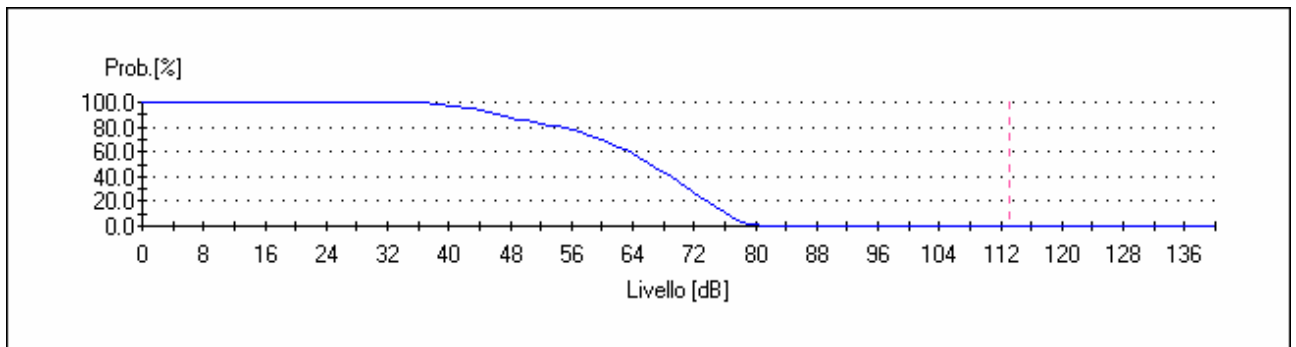
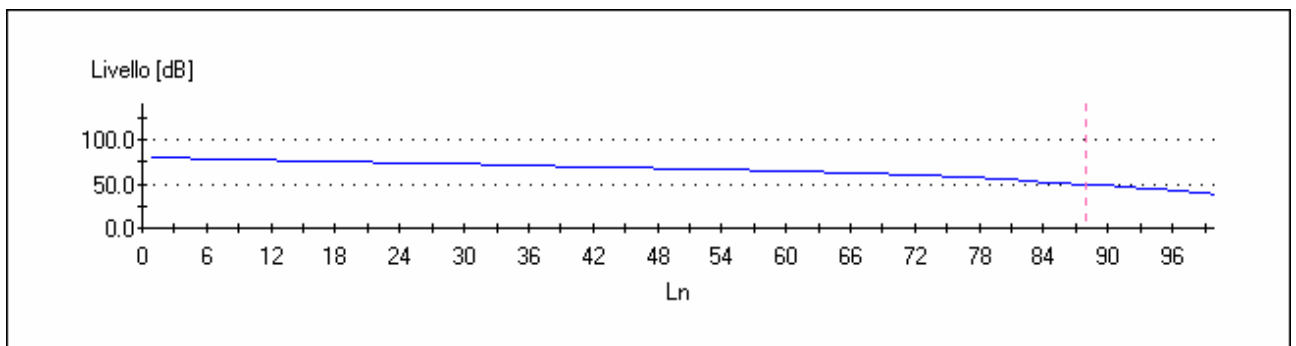


GRAFICO PERCENTILI



LIVELLI PERCENTILI DIURNI

Percentile	Leq. [dB]
0	80.0
1	80.0
2	80.0
3	79.5

4	79.0
5	78.8
6	78.5
7	78.3
8	78.0
9	77.8
10	77.6
11	77.4
12	77.2
13	77.0
14	76.8
15	76.6
16	76.4
17	76.2
18	76.0
19	75.8
20	75.6
21	75.4
22	75.2
23	75.0
24	74.8
25	74.6
26	74.4
27	74.2
28	74.0
29	73.8
30	73.6
31	73.4
32	73.2
33	73.0
34	72.8
35	72.6
36	72.4
37	72.2

38	72.0
39	71.8
40	71.5
41	71.3
42	71.0
43	70.8
44	70.6
45	70.4
46	70.2
47	70.0
48	69.8
49	69.5
50	69.3
51	69.0
52	68.8
53	68.6
54	68.4
55	68.2
56	68.0
57	67.8
58	67.5
59	67.3
60	67.0
61	66.8
62	66.5
63	66.3
64	66.0
65	65.8
66	65.5
67	65.3
68	65.0
69	64.7
70	64.3
71	64.0

72	63.7
73	63.3
74	63.0
75	62.5
76	62.0
77	61.5
78	61.0
79	60.5
80	60.0
81	59.5
82	59.0
83	58.5
84	58.0
85	57.0
86	56.0
87	55.5
88	55.0
89	54.0
90	53.0
91	51.0
92	50.0
93	49.0
94	48.0
95	47.0
96	45.0
97	44.0
98	42.0
99	40.0

LIVELLI PERCENTILI NOTTURNI

Percentile	Leq.[dB]
0	80.0
1	80.0
2	79.0
3	78.0
4	77.5
5	77.0
6	76.5
7	76.0
8	75.5
9	75.0
10	74.5
11	74.0
12	73.7
13	73.3
14	73.0
15	72.5
16	72.0
17	71.7
18	71.3
19	71.0
20	70.5
21	70.0
22	69.7
23	69.3
24	69.0
25	68.7
26	68.3
27	68.0
28	67.8
29	67.5
30	67.3
31	67.0
32	66.7

33	66.3
34	66.0
35	65.7
36	65.3
37	65.0
38	64.8
39	64.5
40	64.3
41	64.0
42	63.7
43	63.3
44	63.0
45	62.7
46	62.3
47	62.0
48	61.7
49	61.3
50	61.0
51	60.7
52	60.3
53	60.0
54	59.5
55	59.0
56	58.7
57	58.3
58	58.0
59	57.5
60	57.0
61	56.5
62	56.0
63	55.5
64	55.0
65	54.5
66	54.0

67	53.5
68	53.0
69	52.5
70	52.0
71	51.0
72	50.5
73	50.0
74	49.7
75	49.3
76	49.0
77	48.5
78	48.0
79	47.7
80	47.3
81	47.0
82	46.7
83	46.3
84	46.0
85	45.5
86	45.0
87	44.7
88	44.3
89	44.0
90	43.5
91	43.0
92	42.5
93	42.0
94	41.0
95	40.5
96	40.0
97	39.0
98	38.0
99	36.0

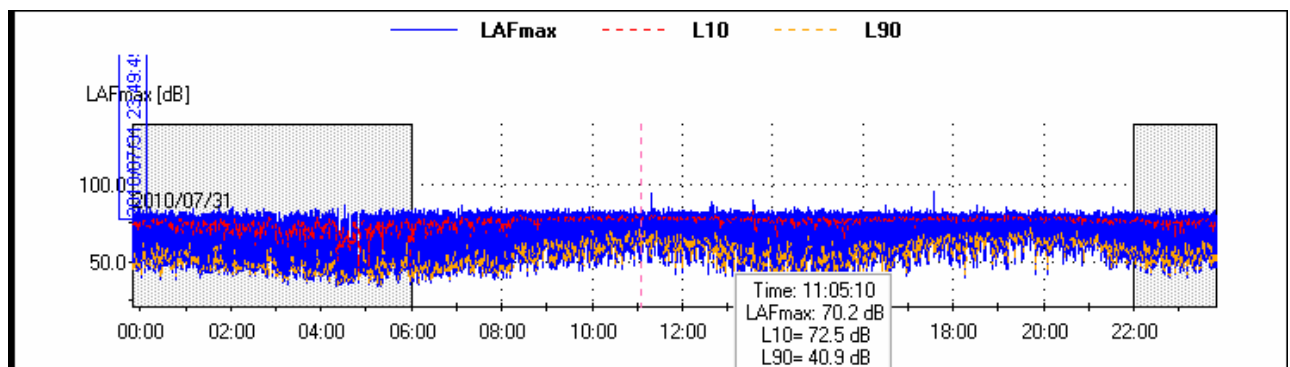
LIVELLI di Impuls – fast – slow massimi nelle 16 ore diurne

LIVELLI DI IMPULS- FAST E SLOW MAX DIURNI		
LAlp [dB]	LA Sp [dB]	LAFp [dB]
87.6	84.7	86.9
95.9	91	95
91.1	87.9	90.2
98.3	89.8	96
86.7	82.7	85.5
98.3	91	96

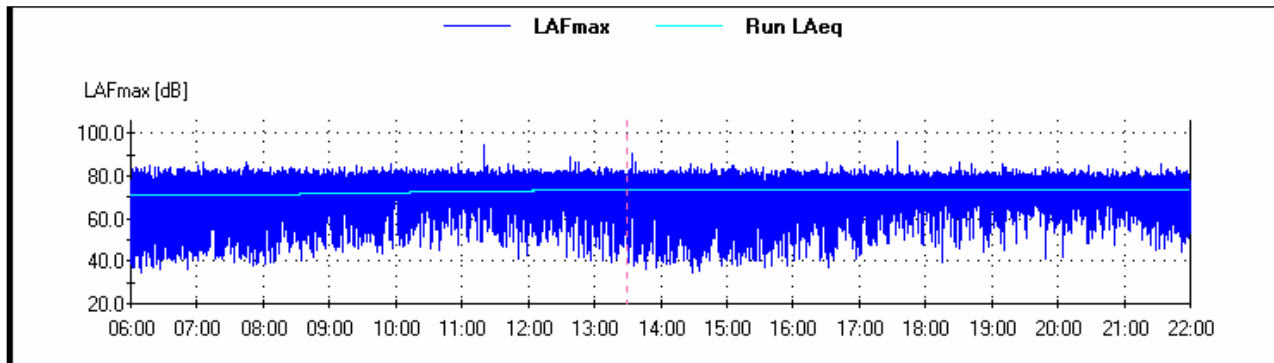
LIVELLI di Impuls – fast – slow massimi nelle 8 ore notturni

LIVELLI DI IMPULS- FAST E SLOW MAX NOTTURNI		
LAlp [dB]	LA Sp [dB]	LAFp [dB]
88.4	84.1	87.1
86.9	83.4	86.3
85	82	84.1
88.4	84.1	87.1

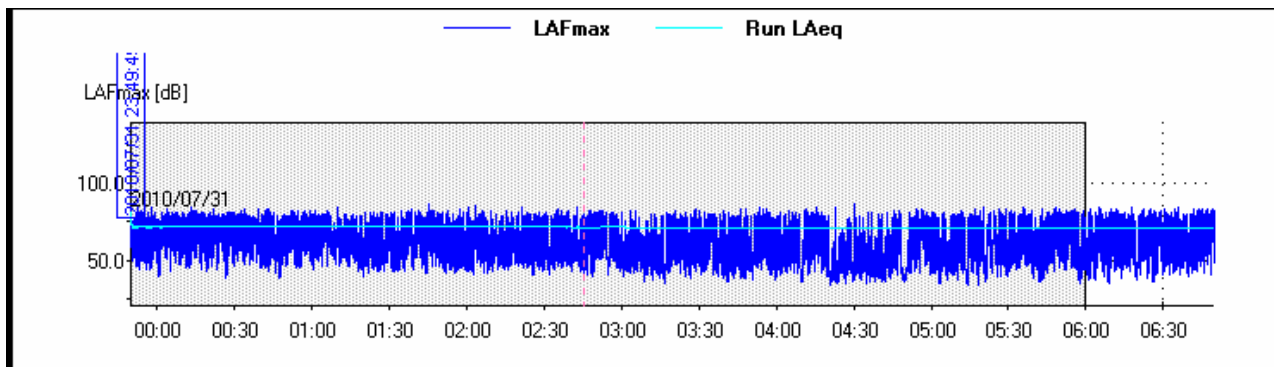
TIME HISTORY L10 – L90



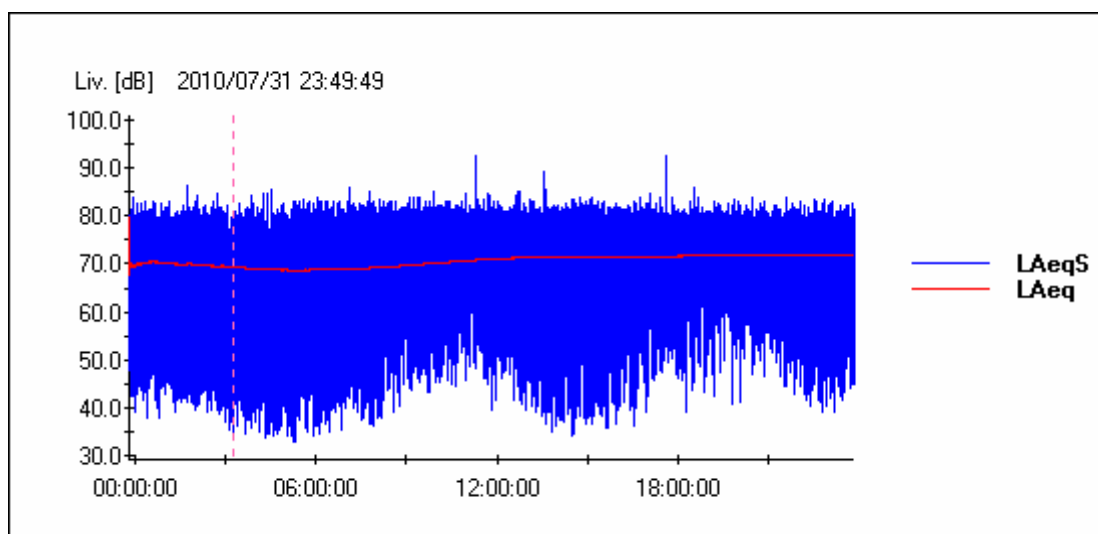
RUNNING Leq DIURNO



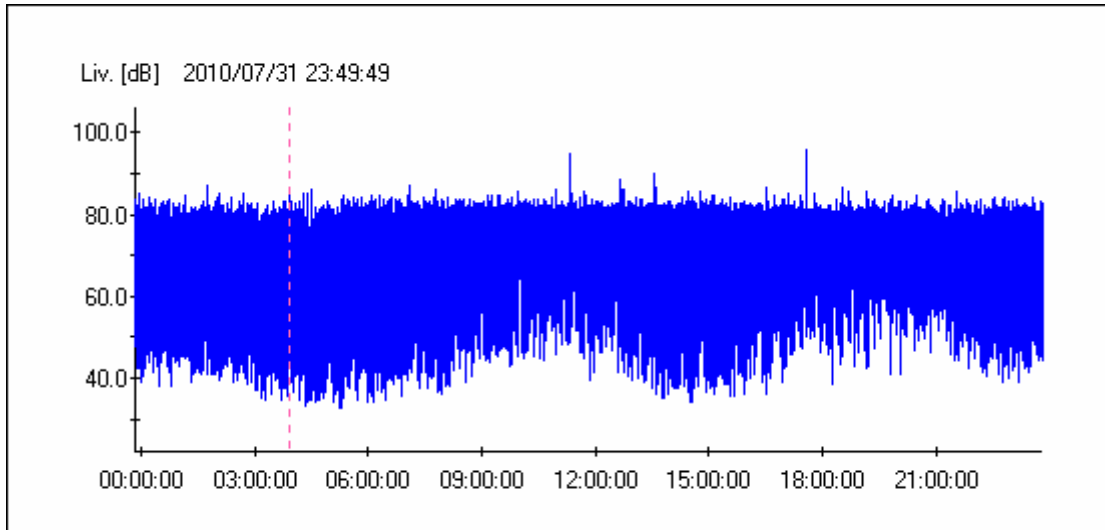
RUNNING Leq NOTTURNO



LA TIME HISTORY LIVELLO EQUIVALENTE PONDERATO "A"



LA TIME HISTORY LIVELLO PRESSIONE SONORA PONDERATA "A"



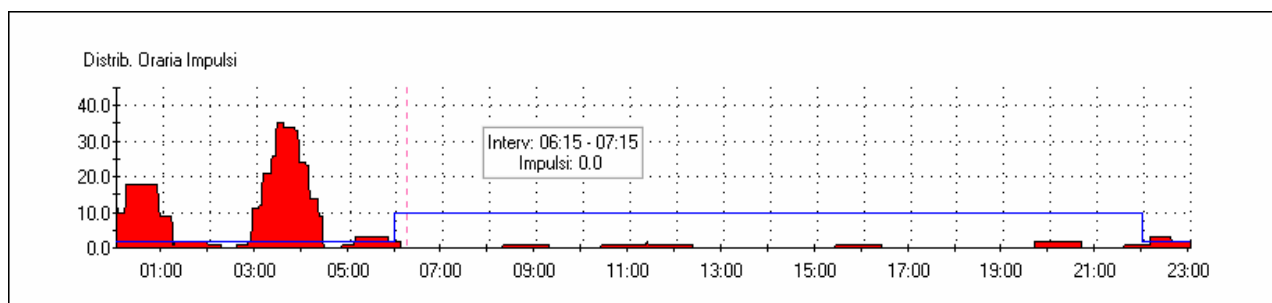
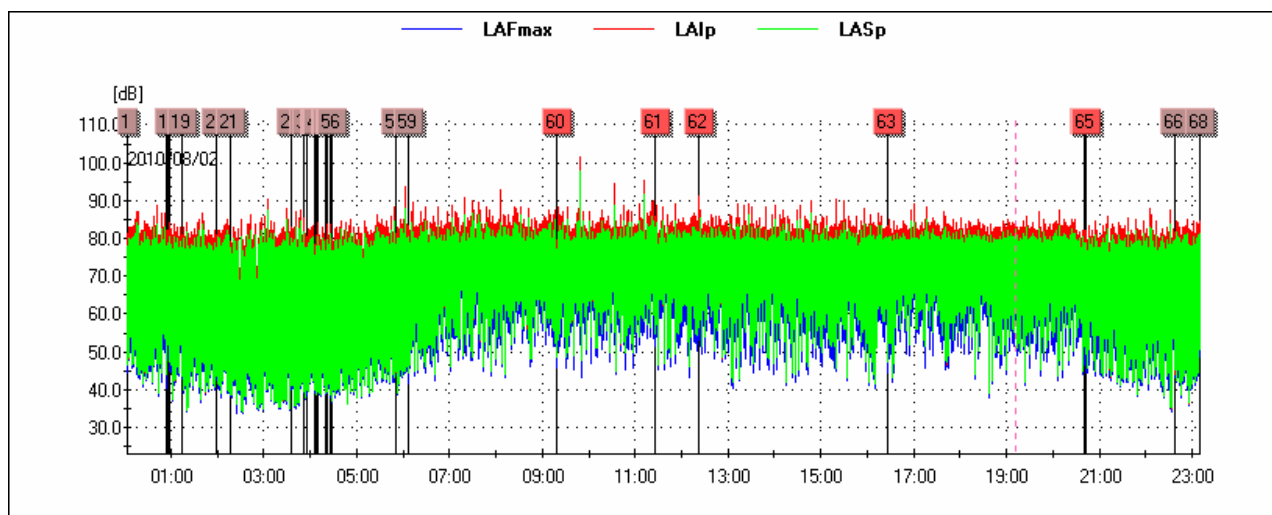
R_30_S Martedì 02/08/2010

RICONOSCIMENTO COMPONENTI IMPULSIVE

Il rumore presenta Componenti Impulsive (CI) quando sono verificate le condizioni seguenti:

- ripetitività di n° eventi impulsivi (n°10/ora di giorno e n°2/ora di notte);
- differenza tra LAImax e LASmax superiore a 6 dB;
- durata dell'evento a -10 dB dal valore LAFmax inferiore a 1 s.

La ripetitività viene dimostrata mediante registrazione grafica del livello di pressione sonora ponderato A fast effettuata durante il tempo di misura TM.



Lista degli impulsi nelle 24 ore

Ev	Inizio	Durata LAFmax-10dB[s]	LAFmax[dB]	LAImax - LASmax [dB]
1	2010/08/02 00:04:23	0.625	72.7	11.4
2	2010/08/02 00:54:29	0.750	56.6	8.6
3	2010/08/02 00:55:30	0.625	71.0	10.2
4	2010/08/02 00:55:35	0.750	63.0	10.9
5	2010/08/02 00:55:36	0.625	61.5	10.7
6	2010/08/02 00:56:16	0.625	61.6	7.0
7	2010/08/02 00:56:19	0.625	67.3	12.7
8	2010/08/02 00:56:21	0.625	63.7	11.5

9	2010/08/02 00:57:40	0.875	77.6	9.3
10	2010/08/02 00:57:56	0.500	70.6	12.2
11	2010/08/02 00:59:03	0.625	72.3	12.6
12	2010/08/02 01:13:37	1.000	55.9	9.4
13	2010/08/02 01:13:39	0.625	57.6	9.4
14	2010/08/02 01:13:59	0.625	62.2	10.7
15	2010/08/02 01:14:00	1.000	62.4	8.7
16	2010/08/02 01:14:01	0.625	60.3	8.3
17	2010/08/02 01:14:13	0.625	56.8	7.6
18	2010/08/02 01:14:14	0.750	58.3	8.8
19	2010/08/02 01:14:16	0.750	60.7	9.1
20	2010/08/02 01:59:07	0.750	57.3	10.3
21	2010/08/02 02:16:24	0.875	54.7	7.8
22	2010/08/02 03:36:17	0.750	52.7	9.1
23	2010/08/02 03:51:29	0.750	53.5	9.6
24	2010/08/02 03:55:16	0.625	57.3	10.4
25	2010/08/02 03:55:18	0.625	57.3	9.1
26	2010/08/02 03:55:20	0.750	56.0	9.0
27	2010/08/02 03:55:23	0.875	55.0	8.9
28	2010/08/02 03:55:56	0.750	52.7	7.9
29	2010/08/02 03:56:05	0.750	54.7	9.5
30	2010/08/02 03:56:13	0.750	52.8	8.8
31	2010/08/02 03:56:15	1.000	55.8	10.1
32	2010/08/02 03:56:17	0.750	55.5	9.5
33	2010/08/02 04:05:23	0.750	54.8	9.8
34	2010/08/02 04:08:13	0.750	58.0	8.3
35	2010/08/02 04:08:15	0.625	58.7	9.5
36	2010/08/02 04:08:24	0.750	59.3	10.0
37	2010/08/02 04:08:25	0.750	58.4	8.6
38	2010/08/02 04:08:30	0.750	58.3	8.7
39	2010/08/02 04:09:38	0.750	55.7	8.3
40	2010/08/02 04:09:46	0.875	55.4	7.7
41	2010/08/02 04:09:47	1.000	58.3	9.5
42	2010/08/02 04:10:22	1.000	54.8	9.0
43	2010/08/02 04:20:42	0.750	52.2	9.2
44	2010/08/02 04:20:44	0.875	51.3	8.9
45	2010/08/02 04:20:58	1.000	50.6	8.8
46	2010/08/02 04:21:04	0.750	53.4	9.0
47	2010/08/02 04:21:07	0.750	54.1	9.8
48	2010/08/02 04:26:39	0.875	49.7	8.7
49	2010/08/02 04:26:41	0.750	52.2	9.3
50	2010/08/02 04:26:44	0.750	51.0	9.2
51	2010/08/02 04:26:45	0.750	52.4	9.1
52	2010/08/02 04:26:51	1.000	52.0	9.2
53	2010/08/02 04:26:53	0.875	51.4	8.8
54	2010/08/02 04:26:56	0.875	51.8	9.1
55	2010/08/02 04:27:00	1.000	51.8	9.1
56	2010/08/02 04:28:32	0.750	52.3	9.2

57	2010/08/02 05:51:30	0.875	72.3	9.4
58	2010/08/02 06:07:01	0.750	56.1	7.3
59	2010/08/02 06:07:04	0.750	56.4	8.6
60	2010/08/02 09:18:50	0.750	67.4	10.6
61	2010/08/02 11:24:50	0.750	70.7	6.5
62	2010/08/02 12:22:17	0.750	88.8	9.3
63	2010/08/02 16:25:42	0.875	61.0	6.4
64	2010/08/02 20:41:22	0.750	60.5	6.2
65	2010/08/02 20:41:57	0.750	59.8	6.3
66	2010/08/02 22:36:49	0.625	59.8	10.6
67	2010/08/02 23:09:15	0.625	61.5	10.8
68	2010/08/02 23:09:21	0.625	69.3	10.3

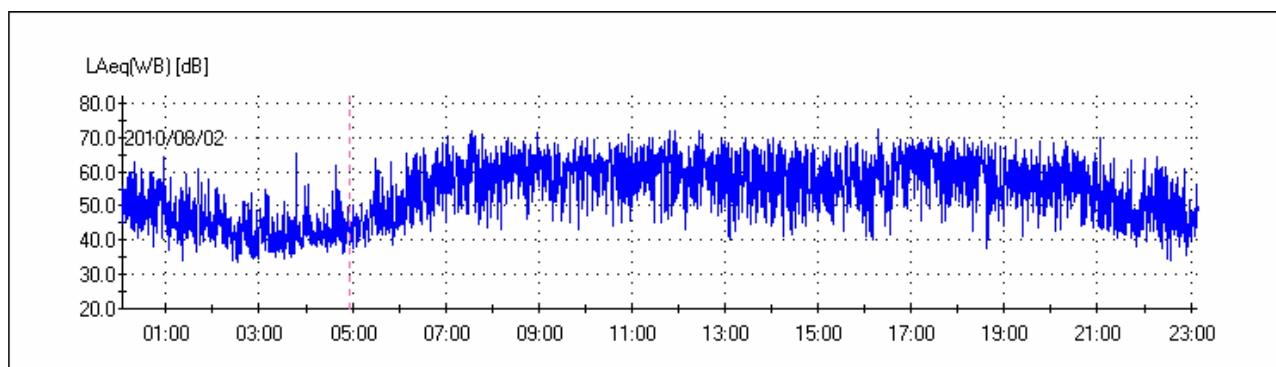
RICONOSCIMENTO COMPONENTI TONALI

Al fine di individuare la presenza di Componenti Tonalì (CT) nel rumore, si effettua un'analisi

spettrale per bande normalizzate di 1/3 di ottava. Si considerano esclusivamente le CT aventi carattere stazionario nel tempo ed in frequenza.

L'analisi è stata svolta nell'intervallo di frequenza compreso tra 20 Hz e 20 KHz.

Si è in presenza di una CT se il livello minimo di una banda supera i livelli minimi delle bande adiacenti per almeno 5 dB.



SOGLIE PENALIZZAZIONE	
Persistenza BF	5%
Persistenza AF	5%
TONALI [Hz]	PERSIST [%]
Freq: 80	0.1
Freq: 100	0.1
Freq: 125	0.1
Freq: 160	0.1
Freq: 200	0.2
Freq: 250	0.3
Freq: 315	0.2
Freq: 400	0.1
Freq: 500	0.4
Freq: 630	0.1
Freq: 1 k	0.0
Freq: 3.15 k	2.2

PENALIZZAZIONI	
Penalizzazione BF: No	
Penalizzazione AF: No	

TIME ISTORY COMPONENTI TONALI

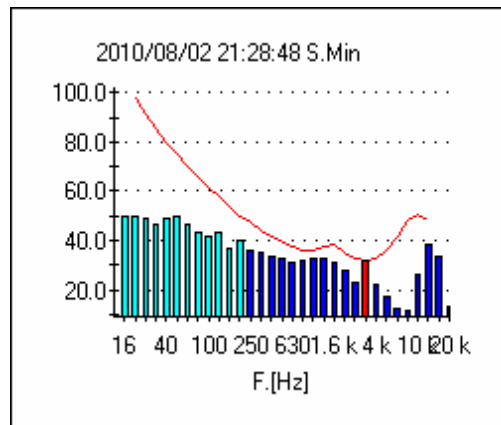
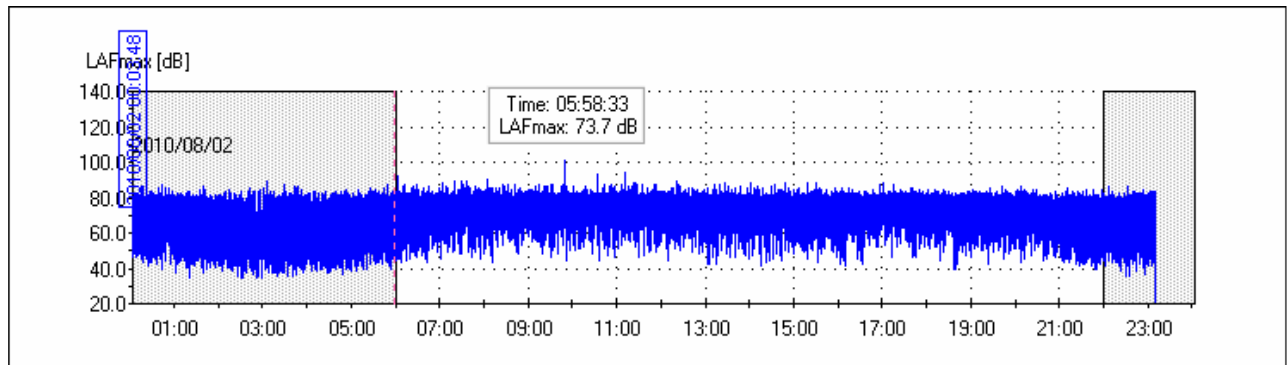
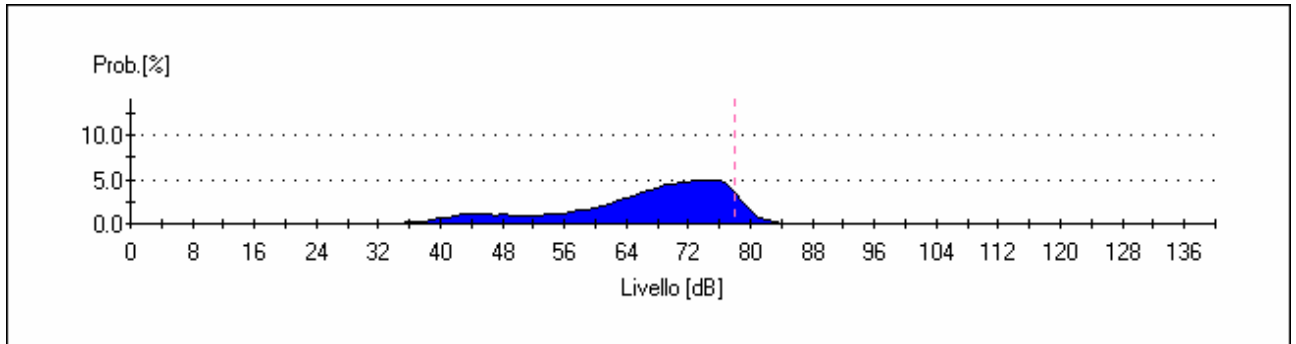


GRAFICO DEL CLIMA ACUSTICO GIORNALIERO



DISTRIBUTIVA



CUMULATIVA

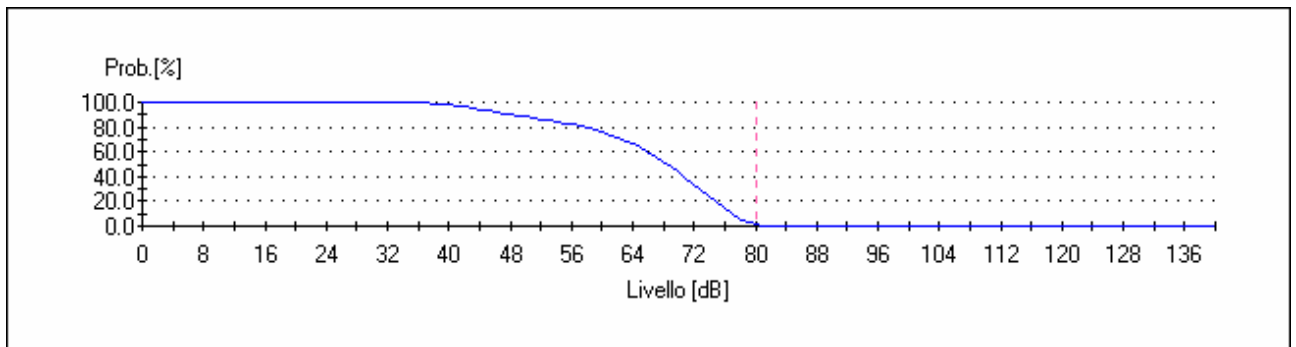
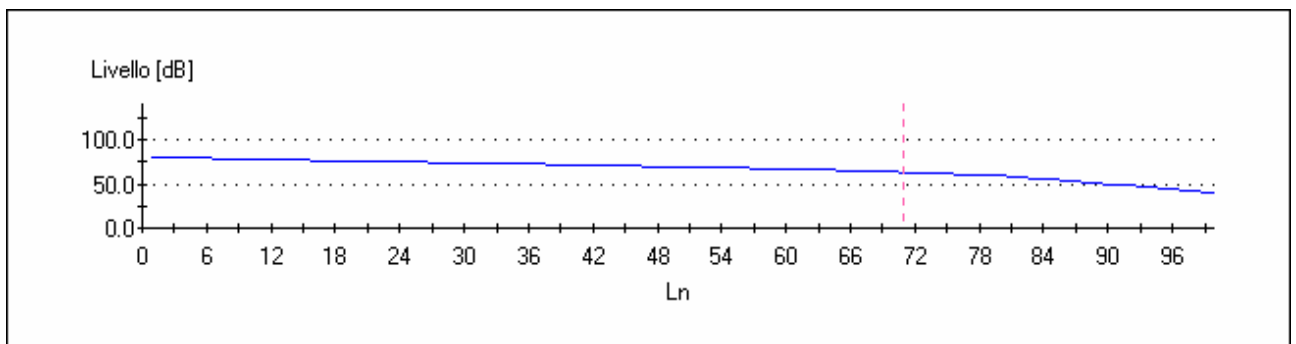


GRAFICO PERCENTILI



LIVELLI PERCENTILI DIURNI

Percentile	Leq.[dB]
0	81.0
1	81.0
2	80.5
3	80.0
4	79.7
5	79.3
6	79.0
7	78.8
8	78.6
9	78.4
10	78.2
11	78.0
12	77.8
13	77.7
14	77.5
15	77.3
16	77.2
17	77.0
18	76.8
19	76.7
20	76.5
21	76.3
22	76.2
23	76.0
24	75.9
25	75.7
26	75.6
27	75.4
28	75.3
29	75.1
30	75.0
31	74.8
32	74.7

33	74.5
34	74.3
35	74.2
36	74.0
37	73.8
38	73.7
39	73.5
40	73.3
41	73.2
42	73.0
43	72.8
44	72.6
45	72.4
46	72.2
47	72.0
48	71.8
49	71.7
50	71.5
51	71.3
52	71.2
53	71.0
54	70.8
55	70.6
56	70.4
57	70.2
58	70.0
59	69.8
60	69.6
61	69.4
62	69.2
63	69.0
64	68.8
65	68.6
66	68.4

67	68.2
68	68.0
69	67.8
70	67.5
71	67.3
72	67.0
73	66.8
74	66.5
75	66.3
76	66.0
77	65.7
78	65.3
79	65.0
80	64.7
81	64.3
82	64.0
83	63.5
84	63.0
85	62.5
86	62.0
87	61.5
88	61.0
89	60.0
90	59.5
91	59.0
92	58.0
93	57.0
94	56.0
95	54.0
96	53.0
97	51.0
98	49.0
99	46.0

LIVELLI PERCENTILI NOTTURNI

Percentile	Leq.[dB]
0	80.0
1	80.0
2	79.0
3	78.0
4	77.0
5	76.5
6	76.0
7	75.5
8	75.0
9	74.5
10	74.0
11	73.5
12	73.0
13	72.5
14	72.0
15	71.7
16	71.3
17	71.0
18	70.5
19	70.0
20	69.7
21	69.3
22	69.0
23	68.7
24	68.3
25	68.0
26	67.7
27	67.3
28	67.0
29	66.7
30	66.3

31	66.0
32	65.7
33	65.3
34	65.0
35	64.8
36	64.5
37	64.3
38	64.0
39	63.7
40	63.3
41	63.0
42	62.7
43	62.3
44	62.0
45	61.5
46	61.0
47	60.7
48	60.3
49	60.0
50	59.5
51	59.0
52	58.7
53	58.3
54	58.0
55	57.5
56	57.0
57	56.5
58	56.0
59	55.5
60	55.0
61	54.5
62	54.0
63	53.0
64	52.5

65	52.0
66	51.5
67	51.0
68	50.5
69	50.0
70	49.5
71	49.0
72	48.7
73	48.3
74	48.0
75	47.5
76	47.0
77	46.7
78	46.3
79	46.0
80	45.7
81	45.3
82	45.0
83	44.7
84	44.3
85	44.0
86	43.7
87	43.3
88	43.0
89	42.7
90	42.3
91	42.0
92	41.5
93	41.0
94	40.5
95	40.0
96	39.5
97	39.0
98	38.0

99

37.0

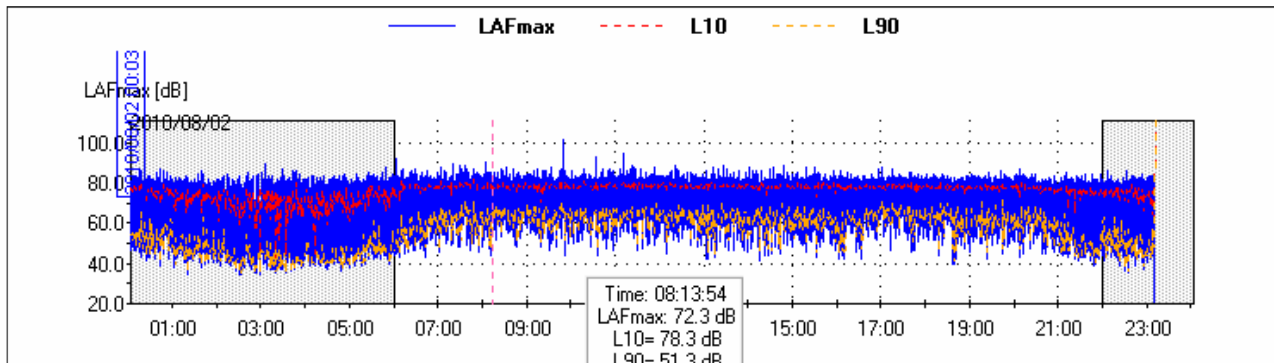
LIVELLI di Impuls – fast – slow massimi nelle 16 ore diurne

LIVELLI DI IMPULS- FAST E SLOW MAX DIURNI		
LAIp [dB]	LASp [dB]	LAFp [dB]
93.6	87.7	91.9
101.7	97.6	101.4
90.4	86.5	88.5
88.9	85.1	87.9
85.8	82.3	85
101.7	97.6	101.4

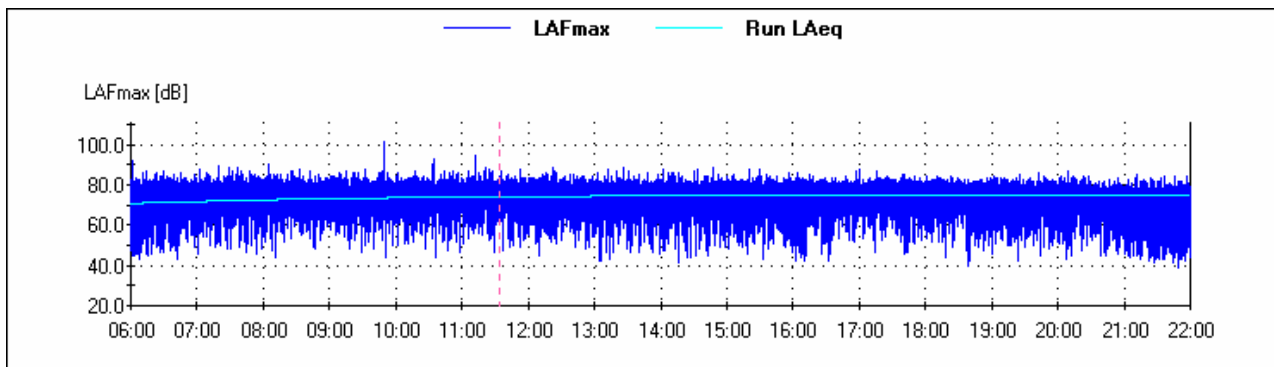
LIVELLI di Impuls – fast – slow massimi nelle 8 ore notturni

LIVELLI DI IMPULS- FAST E SLOW MAX NOTTURNI		
LAIp [dB]	LASp [dB]	LAFp [dB]
90.2	87.4	89.4
88.2	84.7	87.6
87.8	83.9	86.3
90.2	87.4	89.4

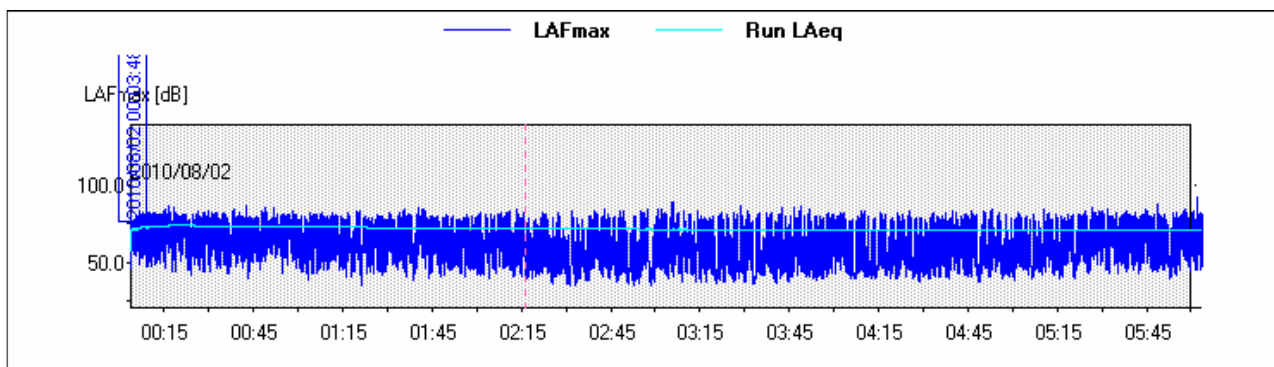
TIME HISTORY L10 – L90



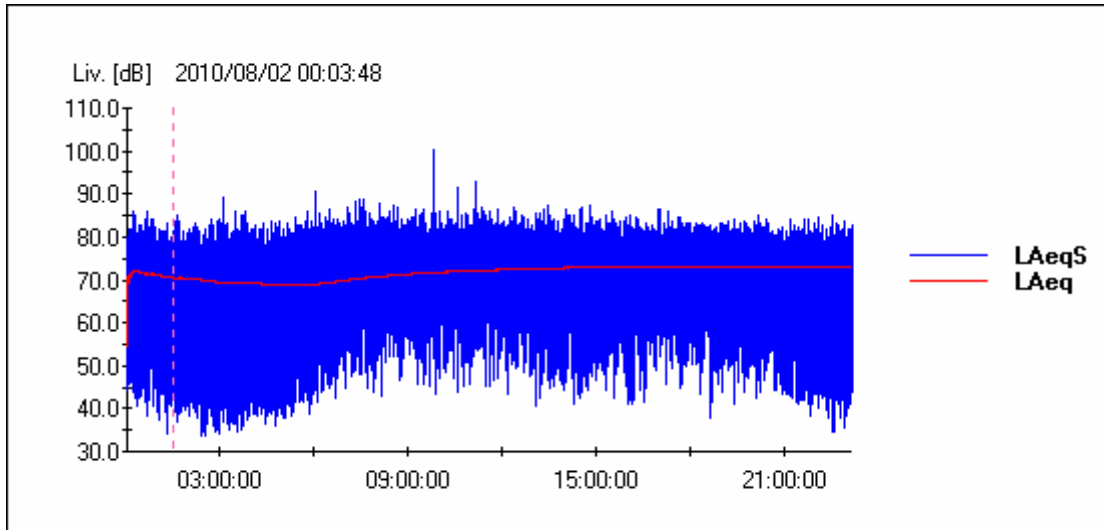
RUNNING Leq DIURNO



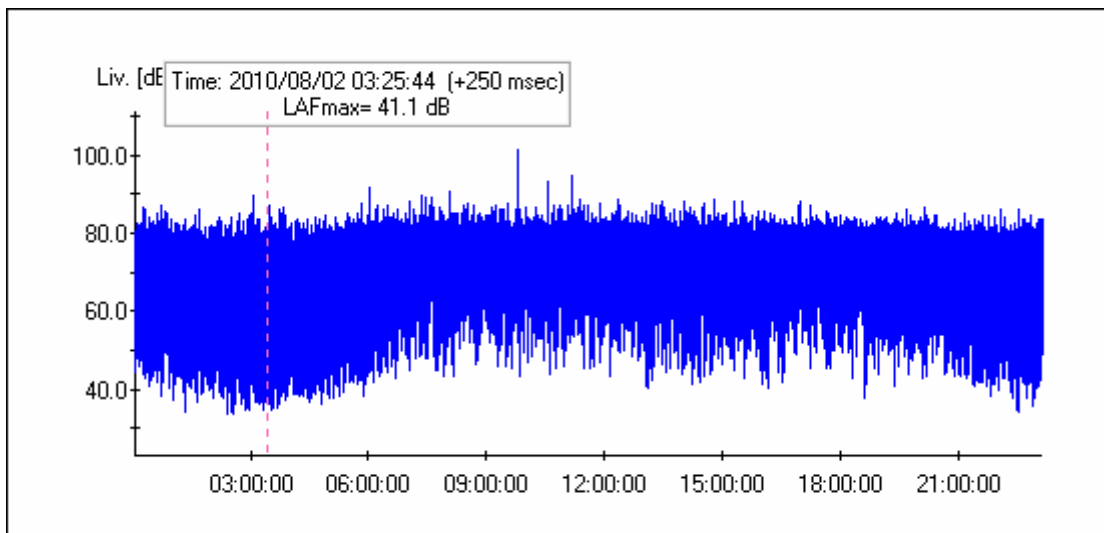
RUNNING Leq NOTTURNO



LA TIME HISTORY LIVELLO EQUIVALENTE PONDERATO "A"



LA TIME HISTORY LIVELLO PRESSIONE SONORA PONDERATA "A"





Ponte sullo Stretto di Messina
PROGETTO DEFINITIVO

MONITORAGGIO EMISSIONI DI RUMORE PER LA
MAPPATURA DI CLIMA ACUSTICO VOL.2/2

Codice documento

AS0106_F0.docxF0

Rev

F0

Data

20/06/2011

R2 - MISURE DI 24 ORE CON POSTAZIONE SEMI-FISSE

Punto

Ricettore

Indirizzo

R_31_S	S.S 113 Via Nazionale - VENETICO
Descrizione del punto di misura/ricettore	
<p align="center"><i>L'asta estensibile con il microfono posto all'altezza di mt. 4,00 dal piano di campagna è stata collocata sul marciapiede adiacente il fabbricato ad ua distanza di mt 1</i></p>	

Caratterizzazione del punto di misura/ricettore		
Zonizzazione acustica e limiti diurni/notturni		
<input type="checkbox"/>	Classe I	50 /40 dB(a)
<input type="checkbox"/>	Classe II	55 / 45 dB(a)
<input type="checkbox"/>	Classe III	60 / 50 dB(a)
<input type="checkbox"/>	Classe IV	65 / 55 dB(a)
<input type="checkbox"/>	Classe V	70 / 60 dB(a)
<input type="checkbox"/>	Classe VI	70 / 70 dB(a)
Caratterizzazione delle sorgenti di rumore		
Tipologia	<input checked="" type="checkbox"/>	Traffico stradale
	<input type="checkbox"/>	Traffico ferroviario
	<input type="checkbox"/>	Cantiere
	<input type="checkbox"/>	Altro
Descrizione		
Strumentazione adottata		
<p>Fonometro modello HD 2110 Classe 1, numero di serie 10060132243, - preamplificatore HD 2110 P, - microfono MK 221, numero di serie 34208 - Calibratore HD 2020 Classe 1 090 29825</p>		
Punto	Ricettore	Indirizzo
	R_31_S	S.S 113 Via Nazionale - VENETICO

Sintesi misure (ante e post mascheramenti eventi anomali o sorgenti regolamentate da DPR)

Periodo	TR	Data	L_{AeqTR} [dBA]	K_I [dBA]	K_T [dBA]	K_B [dBA]	L_{AeqTRC} [dBA]	L_{lim} [dBA]
Giorno	6-22h	04/08/10	100.1	0	0		100.1	55
Notte	22-6h	04/08/10	97.1	0	0	0	97.1	45

RISULTATI MISURE

Codice misura	R_31_S
Data inizio	04/08/2010
Ora inizio	0.04.28
Note	

Parametri	24 ore	Giorno (T_R = 6/22)	Notte (T_R = 22/6)
L _{AeqTR}	99.3	100.1	97.1
L1	110.0	110.0	107.0
L5	106.0	107.0	103.5
L10	103.0	104.0	101.0
L50	92.3	93.5	89.3
L90	72.0	77.0	67.5
L95	67.0	71.0	64.0
L99	60.0	63.0	58.0
L _I max	120.1	120.1	117.0
L _F max	119.4	119.4	113.8
L _S max	116.0	116.0	109.3
K _I	0	0	0
K _T	0	0	0
K _B	0	0	0
L _{AeqTRC}	99.3	100.1	97.1

Note:

Punto	Ricettore	Indirizzo
	R_31_S	S.S 113 Via Nazionale - VENETICO

Sorgente stradale: _____

	6/9h	9/14h	14/19h	19/22h	Media	22/2h	2/6 h	Media
Veic. Leggeri / 10'	25	64	85	75	62.25	68	8	38
Veic. Pesanti / 10'	0	0	2	1	0.75	1	0	0.5
Motocicli / 10'	3	8	15	3	7.25	7	4	5.5

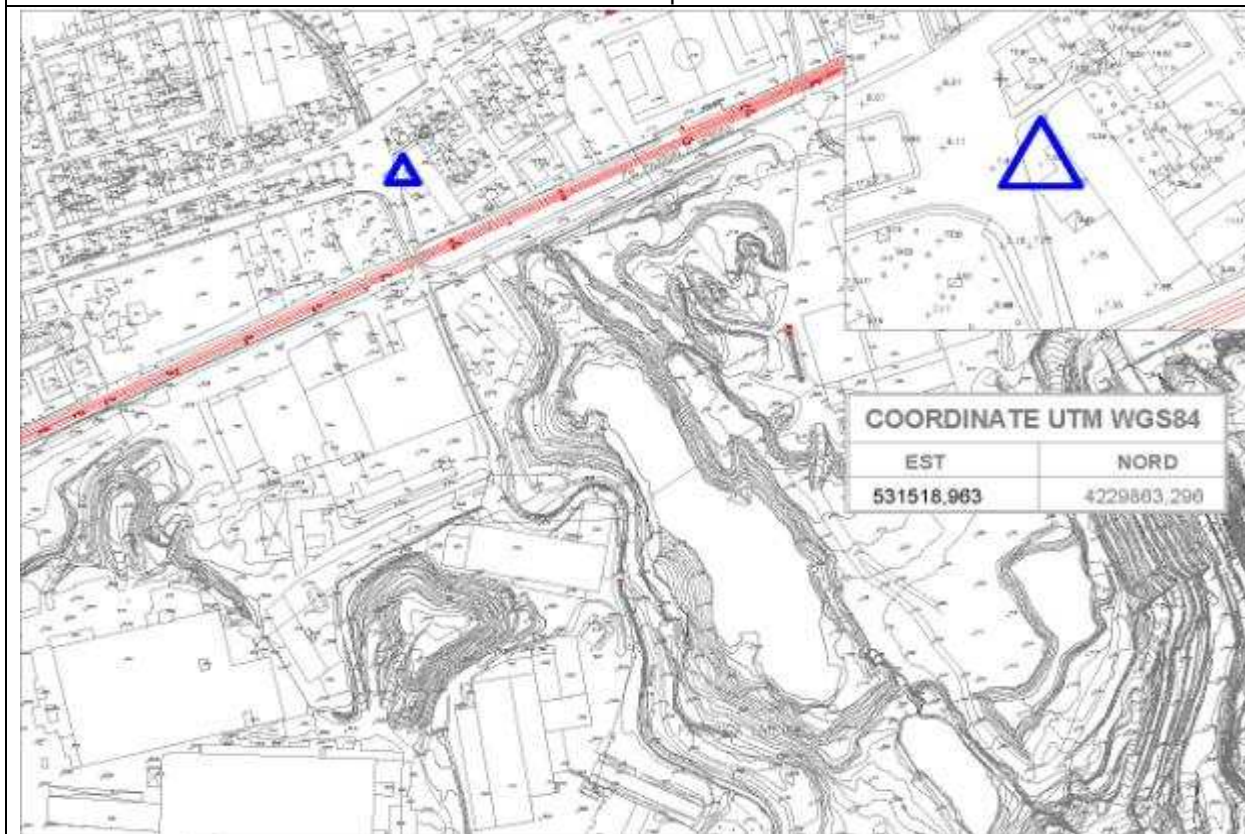
	6/9h	9/14h	14/19h	19/22h	Media	22/2h	2/6 h	Media
Condizioni cielo	SERENO	SERENO	SERENO	SERENO		SERENO	SERENO	
Temperatura	19.4	25.4	27	26.4	24.55	23	21	22
Umidità relativa	68	74	79	65	71.5	72	58	65
Velocità vento	0.8	1.5	2.1	1.8	1.55	1.5	2.3	1.9
Direzione vento	N E	N E	N	N E		E N E	E N E	

Fotografia del punto di misura



Punto	Ricettore	Indirizzo
	R_31_S	S.S 113 Via Nazionale - VENETICO

Localizzazione planimetrica



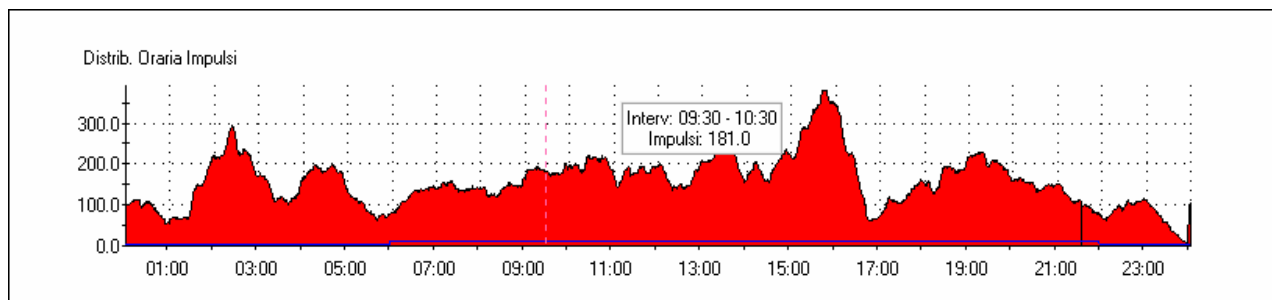
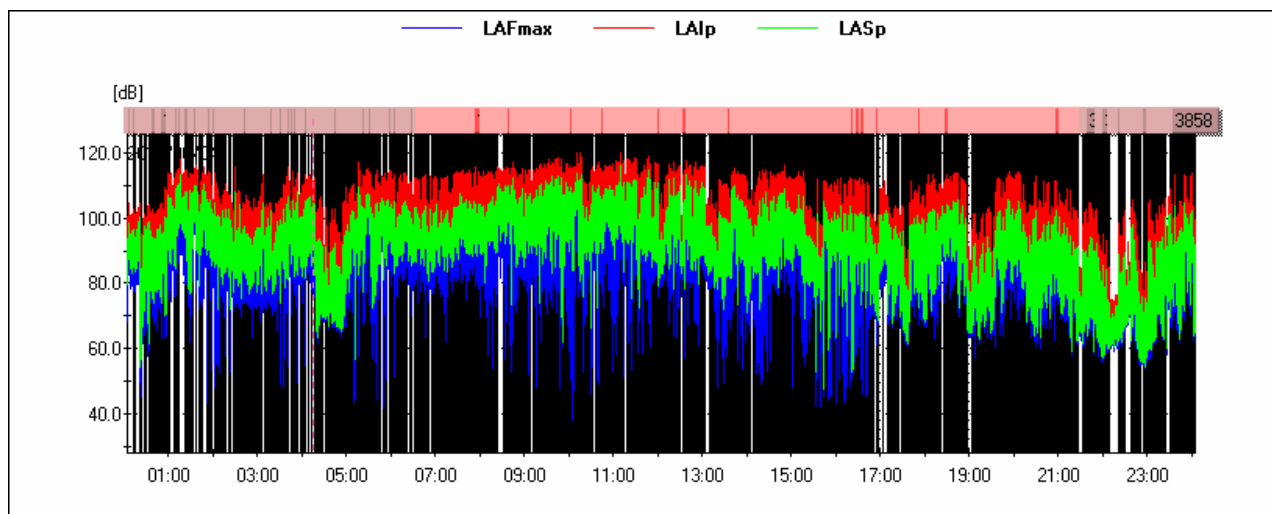
DATA	Tecnico competente: Studio tecnico ing. Giovanni Chiovetta	
	geom. Antonino Campione	Ing. Giovanni Chiovetta

RICONOSCIMENTO COMPONENTI IMPULSIVE

Il rumore presenta Componenti Impulsive (CI) quando sono verificate le condizioni seguenti:

- ripetitività di n° eventi impulsivi (n°10/ora di giorno e n°2/ora di notte);
- differenza tra LAImax e LASmax superiore a 6 dB;
- durata dell'evento a -10 dB dal valore LAFmax inferiore a 1 s.

La ripetitività viene dimostrata mediante registrazione grafica del livello di pressione sonora ponderato A fast effettuata durante il tempo di misura TM.



Lista degli impulsi nelle 24 ore

Ev	Inizio	Durata LAFmax-10dB[s]	LAFmax[dB]	LAImax - LASmax [dB]
1	2010/08/04 00:13:31	1.000	94.7	8.5

2	2010/08/04 00:13:42	1.000	95.5	11.9
3	2010/08/04 00:13:44	0.750	94.9	10.4
4	2010/08/04 00:14:05	0.625	93.9	9.8
5	2010/08/04 00:21:48	1.000	85.5	10.8
6	2010/08/04 00:21:50	0.875	87.5	10.4
7	2010/08/04 00:22:23	0.625	73.1	12.8
8	2010/08/04 00:22:46	0.750	79.2	11.1
9	2010/08/04 00:22:47	0.750	80.5	10.1
10	2010/08/04 00:22:50	0.750	74.0	9.3
11	2010/08/04 00:22:51	0.750	83.1	13.0
12	2010/08/04 00:23:02	0.625	77.7	12.0
13	2010/08/04 00:23:23	0.750	78.6	9.5
14	2010/08/04 00:23:24	0.750	80.2	10.4
15	2010/08/04 00:23:29	0.750	81.1	11.8
16	2010/08/04 00:23:33	0.625	79.1	11.5
17	2010/08/04 00:23:35	0.625	82.1	12.9
18	2010/08/04 00:23:37	0.625	83.0	12.2
19	2010/08/04 00:23:40	0.500	75.6	11.0
20	2010/08/04 00:23:43	0.625	79.5	11.6
21	2010/08/04 00:23:44	0.500	85.9	13.0
22	2010/08/04 00:23:57	0.625	90.8	10.7
23	2010/08/04 00:24:09	0.625	75.0	12.5
24	2010/08/04 00:27:07	0.500	85.3	6.7
25	2010/08/04 00:27:26	0.625	92.0	11.2
26	2010/08/04 00:27:39	0.750	86.1	8.1
27	2010/08/04 00:30:01	0.500	89.8	10.1
28	2010/08/04 00:30:18	0.750	94.6	12.3
29	2010/08/04 00:34:18	0.750	93.8	9.9
30	2010/08/04 00:34:35	0.875	96.5	11.5
31	2010/08/04 00:34:43	0.875	90.8	10.4
32	2010/08/04 00:35:46	0.875	91.3	7.6
33	2010/08/04 00:36:56	0.875	89.9	6.1
34	2010/08/04 00:37:22	0.750	89.5	9.8
35	2010/08/04 00:37:44	0.750	93.7	9.5
36	2010/08/04 00:38:19	1.000	90.1	10.5
37	2010/08/04 00:38:36	0.750	91.6	8.9
38	2010/08/04 00:38:44	0.625	97.8	13.2
39	2010/08/04 00:38:48	0.625	91.2	10.7
40	2010/08/04 00:39:08	1.000	90.1	11.2
41	2010/08/04 00:39:16	1.000	93.6	11.2
42	2010/08/04 00:39:17	0.750	95.2	12.1
43	2010/08/04 00:39:19	0.875	91.6	10.3
44	2010/08/04 00:39:20	0.625	92.2	10.5
45	2010/08/04 00:40:17	0.875	88.5	8.6
46	2010/08/04 00:40:23	0.625	85.2	10.4
47	2010/08/04 00:40:30	1.000	85.8	9.5
48	2010/08/04 00:41:13	1.000	94.1	8.2
49	2010/08/04 00:41:29	0.875	95.7	10.6

50	2010/08/04 00:42:33	0.875	91.7	9.0
51	2010/08/04 00:43:32	0.875	89.3	9.6
52	2010/08/04 00:43:45	0.875	86.0	7.3
53	2010/08/04 00:43:49	0.875	91.5	7.8
54	2010/08/04 00:43:51	0.875	94.2	11.5
55	2010/08/04 00:43:57	1.000	93.5	7.5
56	2010/08/04 00:44:02	1.000	91.5	8.2
57	2010/08/04 00:44:06	0.875	91.1	9.1
58	2010/08/04 00:44:10	0.750	93.8	12.0
59	2010/08/04 00:44:44	0.875	90.4	8.4
60	2010/08/04 00:45:25	0.500	96.0	12.0
61	2010/08/04 00:45:29	0.500	95.5	11.3
62	2010/08/04 00:45:31	0.750	93.0	7.9
63	2010/08/04 00:47:06	0.625	95.9	11.6
64	2010/08/04 00:47:10	0.750	92.2	7.4
65	2010/08/04 00:47:13	0.500	96.5	11.1
66	2010/08/04 00:47:52	1.000	86.4	7.1
67	2010/08/04 00:47:53	0.750	85.6	9.4
68	2010/08/04 00:48:02	0.750	92.0	9.1
69	2010/08/04 00:48:32	0.750	91.1	9.5
70	2010/08/04 00:48:33	0.750	86.1	9.3
71	2010/08/04 00:49:17	0.625	94.4	10.1
72	2010/08/04 00:50:50	0.625	93.2	8.3
73	2010/08/04 00:50:52	1.000	100.1	12.3
74	2010/08/04 00:51:23	0.500	93.5	9.3
75	2010/08/04 00:51:43	0.625	94.3	9.2
76	2010/08/04 00:52:06	1.000	98.0	8.3
77	2010/08/04 00:52:23	0.875	96.8	8.9
78	2010/08/04 00:52:32	0.750	92.8	8.8
79	2010/08/04 00:52:33	1.000	92.7	9.1
80	2010/08/04 00:52:34	0.750	97.8	12.4
81	2010/08/04 00:52:45	0.625	89.4	10.0
82	2010/08/04 00:52:48	0.625	95.7	11.2
83	2010/08/04 00:54:23	0.625	96.2	9.3
84	2010/08/04 00:54:43	0.625	94.4	8.3
85	2010/08/04 00:55:11	0.625	97.8	9.3
86	2010/08/04 00:55:13	0.875	90.9	10.1
87	2010/08/04 00:55:16	0.875	96.1	10.2
88	2010/08/04 00:55:18	0.875	97.7	11.4
89	2010/08/04 00:55:19	0.625	97.3	11.6
90	2010/08/04 00:55:20	0.500	94.5	10.9
91	2010/08/04 00:55:21	0.500	100.6	13.3
92	2010/08/04 00:55:25	0.625	97.6	13.2
93	2010/08/04 00:55:52	1.000	94.5	12.5
94	2010/08/04 00:56:09	1.000	95.0	9.9
95	2010/08/04 00:56:12	1.000	93.7	7.8
96	2010/08/04 00:56:15	0.500	88.5	10.3
97	2010/08/04 00:59:15	0.625	104.3	9.7

98	2010/08/04 00:59:52	0.625	97.5	8.6
99	2010/08/04 01:01:07	0.625	104.5	13.3
100	2010/08/04 01:01:10	0.625	95.1	10.5
101	2010/08/04 01:01:48	0.750	97.3	7.9
102	2010/08/04 01:06:47	0.625	108.5	11.7
103	2010/08/04 01:08:15	0.875	107.8	10.7
104	2010/08/04 01:08:20	1.000	103.1	8.2
105	2010/08/04 01:08:46	0.625	102.1	6.1
106	2010/08/04 01:08:49	0.875	99.8	9.9
107	2010/08/04 01:10:21	0.750	107.2	9.9
108	2010/08/04 01:10:22	0.750	109.4	9.7
109	2010/08/04 01:12:05	0.625	105.8	10.1
110	2010/08/04 01:12:24	1.000	105.8	9.6
111	2010/08/04 01:12:25	0.875	109.1	9.1
112	2010/08/04 01:12:30	0.750	109.1	7.6
113	2010/08/04 01:13:30	0.750	103.4	9.0
114	2010/08/04 01:14:43	0.750	108.0	8.9
115	2010/08/04 01:14:48	0.625	106.2	7.5
116	2010/08/04 01:23:11	0.625	104.1	7.2
117	2010/08/04 01:23:14	1.000	107.8	6.5
118	2010/08/04 01:25:25	0.875	96.3	8.5
119	2010/08/04 01:25:30	1.000	107.2	13.3
120	2010/08/04 01:25:56	0.500	95.7	9.7
121	2010/08/04 01:26:22	0.875	93.1	9.7
122	2010/08/04 01:26:45	0.875	95.8	8.8
123	2010/08/04 01:26:48	0.625	96.0	10.4
124	2010/08/04 01:27:27	0.500	97.9	12.3
125	2010/08/04 01:27:36	1.000	102.7	11.2
126	2010/08/04 01:27:41	0.875	102.3	12.9
127	2010/08/04 01:27:45	0.875	88.1	7.2
128	2010/08/04 01:27:51	0.500	95.2	12.5
129	2010/08/04 01:28:06	0.500	90.9	10.8
130	2010/08/04 01:28:17	0.625	95.7	11.2
131	2010/08/04 01:28:28	1.000	88.1	7.5
132	2010/08/04 01:28:29	0.625	91.6	8.1
133	2010/08/04 01:29:30	0.500	93.0	6.8
134	2010/08/04 01:30:43	1.000	94.4	7.8
135	2010/08/04 01:32:04	0.875	100.8	11.0
136	2010/08/04 01:37:41	0.625	99.0	10.0
137	2010/08/04 01:41:08	0.625	95.4	10.8
138	2010/08/04 01:41:30	0.625	93.8	12.0
139	2010/08/04 01:41:55	0.625	93.3	12.2
140	2010/08/04 01:41:56	0.625	95.8	12.0
141	2010/08/04 01:42:00	0.750	88.0	7.1
142	2010/08/04 01:44:04	0.750	99.3	10.0
143	2010/08/04 01:44:07	0.875	99.7	8.4
144	2010/08/04 01:44:17	0.750	95.4	6.6
145	2010/08/04 01:45:31	0.875	108.0	11.0

146	2010/08/04 01:51:55	0.625	103.9	12.2
147	2010/08/04 01:52:31	1.000	101.2	7.9
148	2010/08/04 01:54:31	0.625	109.5	12.6
149	2010/08/04 01:54:34	0.500	104.8	11.2
150	2010/08/04 01:56:08	1.000	108.3	9.3
151	2010/08/04 01:57:55	1.000	94.8	8.9
152	2010/08/04 01:58:09	0.500	99.4	12.8
153	2010/08/04 01:58:10	0.500	101.9	12.7
154	2010/08/04 01:58:21	0.625	96.9	11.9
155	2010/08/04 01:58:23	1.000	101.1	11.4
156	2010/08/04 01:58:24	0.875	101.8	9.1
157	2010/08/04 01:59:04	0.875	100.9	9.7
158	2010/08/04 02:02:12	0.500	108.4	13.0
159	2010/08/04 02:02:57	0.500	86.6	11.1
160	2010/08/04 02:03:00	0.750	92.6	11.8
161	2010/08/04 02:03:01	0.625	103.8	13.6
162	2010/08/04 02:03:07	0.500	101.2	11.7
163	2010/08/04 02:03:08	0.625	104.4	12.7
164	2010/08/04 02:03:44	0.625	86.8	7.1
165	2010/08/04 02:03:46	0.625	101.0	13.5
166	2010/08/04 02:03:48	0.625	106.9	11.1
167	2010/08/04 02:03:53	1.000	94.1	7.5
168	2010/08/04 02:03:55	0.625	91.8	8.2
169	2010/08/04 02:05:14	0.875	94.3	8.9
170	2010/08/04 02:05:51	0.875	99.2	9.5
171	2010/08/04 02:07:14	1.000	94.6	10.1
172	2010/08/04 02:07:17	0.625	84.1	12.5
173	2010/08/04 02:07:21	0.875	80.4	11.7
174	2010/08/04 02:08:55	1.000	96.8	6.6
175	2010/08/04 02:10:21	0.875	96.7	9.3
176	2010/08/04 02:11:06	0.625	99.4	13.1
177	2010/08/04 02:12:00	0.625	94.6	11.9
178	2010/08/04 02:12:01	1.000	94.5	8.3
179	2010/08/04 02:14:28	0.625	97.3	9.1
180	2010/08/04 02:14:51	0.750	97.4	8.7
181	2010/08/04 02:16:18	0.875	94.7	8.4
182	2010/08/04 02:16:25	0.625	100.5	12.2
183	2010/08/04 02:20:50	0.625	100.3	8.1
184	2010/08/04 02:22:34	0.875	96.3	9.0
185	2010/08/04 02:23:07	0.500	99.2	13.1
186	2010/08/04 02:23:12	0.625	87.1	9.9
187	2010/08/04 02:23:18	1.000	96.5	10.5
188	2010/08/04 02:26:35	0.625	93.4	8.3
189	2010/08/04 02:26:44	0.750	92.8	8.8
190	2010/08/04 02:26:51	1.000	89.1	7.3
191	2010/08/04 02:27:23	0.875	89.6	8.7
192	2010/08/04 02:27:27	0.750	90.4	11.4
193	2010/08/04 02:27:28	1.000	94.2	11.7

194	2010/08/04 02:27:37	0.750	91.6	9.1
195	2010/08/04 02:27:52	0.750	94.6	9.2
196	2010/08/04 02:28:00	1.000	93.2	10.7
197	2010/08/04 02:28:01	0.625	92.7	10.2
198	2010/08/04 02:28:15	0.750	94.1	8.9
199	2010/08/04 02:28:31	0.750	95.0	11.6
200	2010/08/04 02:28:36	0.500	97.5	12.7
201	2010/08/04 02:28:40	0.625	93.2	11.0
202	2010/08/04 02:28:42	1.000	98.3	12.6
203	2010/08/04 02:28:48	0.875	88.7	6.9
204	2010/08/04 02:28:55	0.500	99.5	12.8
205	2010/08/04 02:29:06	0.750	93.8	11.0
206	2010/08/04 02:29:07	0.750	93.8	8.0
207	2010/08/04 02:29:22	0.875	93.4	11.6
208	2010/08/04 02:29:28	0.875	93.6	9.9
209	2010/08/04 02:29:37	0.625	95.8	13.1
210	2010/08/04 02:29:39	0.625	95.6	12.5
211	2010/08/04 02:29:40	0.875	95.9	11.0
212	2010/08/04 02:29:43	0.500	103.5	12.8
213	2010/08/04 02:29:45	0.500	104.7	12.7
214	2010/08/04 02:29:47	0.625	100.2	11.5
215	2010/08/04 02:29:49	1.000	92.2	10.2
216	2010/08/04 02:30:04	0.750	95.8	11.5
217	2010/08/04 02:30:08	0.750	111.2	9.0
218	2010/08/04 02:30:09	1.000	112.9	7.5
219	2010/08/04 02:30:15	0.625	93.0	9.0
220	2010/08/04 02:30:20	0.500	99.0	13.3
221	2010/08/04 02:30:43	0.500	101.4	13.6
222	2010/08/04 02:30:44	0.625	99.6	11.4
223	2010/08/04 02:30:45	1.000	92.0	11.9
224	2010/08/04 02:30:48	0.875	100.4	13.1
225	2010/08/04 02:30:55	1.000	100.1	12.6
226	2010/08/04 02:31:00	0.625	95.0	9.5
227	2010/08/04 02:31:12	0.875	100.2	12.7
228	2010/08/04 02:31:13	0.625	101.0	11.2
229	2010/08/04 02:31:14	0.625	102.6	11.7
230	2010/08/04 02:31:15	0.625	97.8	11.7
231	2010/08/04 02:31:20	0.500	97.0	9.8
232	2010/08/04 02:31:21	0.750	97.8	10.6
233	2010/08/04 02:31:36	0.875	101.8	12.1
234	2010/08/04 02:31:37	0.500	100.1	10.4
235	2010/08/04 02:31:43	0.500	98.0	12.5
236	2010/08/04 02:31:44	0.625	98.7	11.8
237	2010/08/04 02:31:52	0.750	99.6	11.8
238	2010/08/04 02:32:05	1.000	98.4	11.4
239	2010/08/04 02:32:08	0.500	95.3	9.8
240	2010/08/04 02:32:09	0.500	98.5	11.4
241	2010/08/04 02:32:12	0.750	95.4	12.7

242	2010/08/04 02:32:17	0.625	99.7	12.0
243	2010/08/04 02:32:20	1.000	100.7	10.5
244	2010/08/04 02:32:24	0.750	95.8	9.1
245	2010/08/04 02:32:25	0.875	97.1	10.2
246	2010/08/04 02:32:27	0.750	95.6	10.3
247	2010/08/04 02:32:28	0.625	98.3	11.4
248	2010/08/04 02:32:33	0.625	94.2	11.2
249	2010/08/04 02:32:34	0.875	94.3	11.0
250	2010/08/04 02:32:35	1.000	94.8	10.4
251	2010/08/04 02:32:37	0.625	101.4	12.9
252	2010/08/04 02:32:53	0.750	92.2	6.9
253	2010/08/04 02:33:09	0.750	97.0	12.0
254	2010/08/04 02:33:14	0.750	91.4	8.4
255	2010/08/04 02:33:15	1.000	93.7	9.3
256	2010/08/04 02:33:17	0.875	103.2	8.7
257	2010/08/04 02:33:22	0.625	91.1	8.5
258	2010/08/04 02:33:35	0.875	91.4	8.5
259	2010/08/04 02:33:36	0.750	94.5	11.5
260	2010/08/04 02:33:49	0.875	94.3	9.9
261	2010/08/04 02:33:50	0.625	87.9	10.1
262	2010/08/04 02:33:56	0.875	90.3	9.3
263	2010/08/04 02:33:57	1.000	90.5	9.4
264	2010/08/04 02:34:05	1.000	91.0	9.5
265	2010/08/04 02:34:06	1.000	89.6	8.2
266	2010/08/04 02:34:08	0.875	94.9	12.8
267	2010/08/04 02:34:27	1.000	91.9	11.1
268	2010/08/04 02:34:28	0.750	93.3	11.1
269	2010/08/04 02:34:29	1.000	94.2	9.8
270	2010/08/04 02:34:45	1.000	90.2	9.9
271	2010/08/04 02:34:46	0.875	89.6	9.6
272	2010/08/04 02:35:22	1.000	102.2	7.3
273	2010/08/04 02:35:36	1.000	90.7	8.9
274	2010/08/04 02:36:01	1.000	95.1	11.0
275	2010/08/04 02:36:25	1.000	90.0	10.9
276	2010/08/04 02:36:47	1.000	97.3	11.0
277	2010/08/04 02:37:17	0.875	94.8	7.2
278	2010/08/04 02:37:29	0.625	91.2	9.1
279	2010/08/04 02:37:31	0.625	96.0	11.8
280	2010/08/04 02:37:34	0.750	97.0	10.3
281	2010/08/04 02:37:35	0.500	95.2	10.7
282	2010/08/04 02:37:36	0.625	91.6	9.9
283	2010/08/04 02:37:37	1.000	97.1	11.8
284	2010/08/04 02:37:40	0.875	87.0	7.8
285	2010/08/04 02:39:35	0.875	96.8	11.7
286	2010/08/04 02:40:30	1.000	90.9	8.6
287	2010/08/04 02:40:33	1.000	98.7	10.1
288	2010/08/04 02:43:12	0.750	95.7	10.6
289	2010/08/04 02:44:26	0.625	92.8	11.9

290	2010/08/04 02:44:42	0.750	91.5	9.2
291	2010/08/04 02:44:54	1.000	95.8	8.9
292	2010/08/04 02:45:13	0.750	96.5	8.4
293	2010/08/04 02:45:31	0.875	95.9	9.3
294	2010/08/04 02:46:16	0.625	95.7	12.1
295	2010/08/04 02:46:16	0.625	97.0	9.7
296	2010/08/04 02:46:24	0.875	96.4	10.1
297	2010/08/04 02:46:29	0.875	94.6	10.7
298	2010/08/04 02:46:37	0.750	96.4	8.9
299	2010/08/04 02:47:14	0.875	93.6	10.8
300	2010/08/04 02:47:19	0.625	87.4	10.8
301	2010/08/04 02:47:38	0.750	100.6	12.6
302	2010/08/04 02:47:58	0.875	94.6	9.4
303	2010/08/04 02:48:39	0.875	93.9	10.6
304	2010/08/04 02:49:00	0.500	93.7	11.8
305	2010/08/04 02:49:06	0.750	88.4	12.5
306	2010/08/04 02:49:15	0.875	87.7	6.6
307	2010/08/04 02:49:17	0.500	93.8	11.7
308	2010/08/04 02:49:25	0.875	94.1	10.4
309	2010/08/04 02:50:30	0.625	93.2	9.2
310	2010/08/04 02:50:35	0.750	91.3	10.8
311	2010/08/04 02:50:36	1.000	92.5	9.2
312	2010/08/04 02:50:44	0.625	98.3	13.5
313	2010/08/04 02:50:53	0.750	93.7	10.1
314	2010/08/04 02:50:54	0.750	92.1	9.0
315	2010/08/04 02:51:12	0.875	93.4	6.5
316	2010/08/04 02:51:21	0.875	95.2	11.7
317	2010/08/04 02:51:23	0.750	95.6	10.8
318	2010/08/04 02:51:27	0.625	93.0	12.1
319	2010/08/04 02:51:30	0.750	93.4	9.2
320	2010/08/04 02:51:34	1.000	93.3	10.4
321	2010/08/04 02:51:40	0.875	91.0	11.9
322	2010/08/04 02:51:46	1.000	87.5	7.7
323	2010/08/04 02:51:53	0.875	94.8	10.8
324	2010/08/04 02:51:58	0.750	95.5	11.7
325	2010/08/04 02:52:01	0.875	94.5	7.6
326	2010/08/04 02:52:06	0.625	95.6	12.4
327	2010/08/04 02:52:54	1.000	93.6	10.7
328	2010/08/04 02:52:56	0.875	95.1	9.2
329	2010/08/04 02:52:57	0.625	96.5	11.6
330	2010/08/04 02:52:59	0.500	92.2	9.2
331	2010/08/04 02:53:04	0.875	94.7	10.4
332	2010/08/04 02:53:09	0.625	97.4	11.9
333	2010/08/04 02:53:23	0.750	97.3	12.5
334	2010/08/04 02:53:26	0.625	95.7	10.1
335	2010/08/04 02:53:51	0.625	95.3	7.8
336	2010/08/04 02:53:59	0.875	96.6	12.0
337	2010/08/04 02:54:04	0.625	94.3	11.3

338	2010/08/04 02:54:05	0.500	94.3	11.4
339	2010/08/04 02:54:08	1.000	94.9	11.1
340	2010/08/04 02:54:11	0.625	94.6	12.0
341	2010/08/04 02:54:16	0.750	98.0	7.9
342	2010/08/04 02:55:03	0.875	95.6	12.2
343	2010/08/04 02:55:30	0.875	93.4	8.8
344	2010/08/04 02:55:46	1.000	98.7	8.0
345	2010/08/04 02:55:50	0.750	94.4	9.9
346	2010/08/04 02:55:51	0.750	94.7	10.9
347	2010/08/04 02:56:05	0.500	95.2	12.0
348	2010/08/04 02:56:36	0.750	96.0	9.6
349	2010/08/04 02:56:37	0.875	92.4	9.2
350	2010/08/04 02:56:39	0.625	87.0	8.8
351	2010/08/04 02:57:10	0.625	95.1	10.1
352	2010/08/04 02:57:37	1.000	95.0	11.0
353	2010/08/04 02:57:44	0.750	98.6	11.6
354	2010/08/04 02:57:45	0.625	95.0	10.1
355	2010/08/04 02:57:48	0.625	93.6	11.7
356	2010/08/04 02:57:49	0.750	95.9	10.8
357	2010/08/04 02:57:57	0.625	94.7	10.0
358	2010/08/04 02:58:01	0.875	95.7	9.6
359	2010/08/04 02:58:07	0.750	92.9	9.8
360	2010/08/04 02:58:32	0.500	98.3	12.0
361	2010/08/04 02:58:35	0.625	93.9	10.5
362	2010/08/04 02:58:43	1.000	95.7	11.0
363	2010/08/04 02:58:52	1.000	96.5	10.4
364	2010/08/04 02:58:55	0.625	97.3	11.2
365	2010/08/04 02:59:02	0.625	90.2	11.2
366	2010/08/04 02:59:23	0.625	95.0	10.3
367	2010/08/04 02:59:25	0.875	91.6	8.0
368	2010/08/04 02:59:35	1.000	94.6	12.3
369	2010/08/04 02:59:42	0.625	97.1	10.0
370	2010/08/04 02:59:49	0.625	92.5	9.8
371	2010/08/04 02:59:50	0.500	95.7	12.0
372	2010/08/04 02:59:51	0.750	94.8	10.5
373	2010/08/04 02:59:52	0.750	88.1	9.3
374	2010/08/04 02:59:59	0.500	98.7	13.0
375	2010/08/04 03:00:36	0.875	96.5	6.6
376	2010/08/04 03:01:04	0.625	92.4	12.6
377	2010/08/04 03:01:32	0.625	93.3	8.5
378	2010/08/04 03:01:36	1.000	95.0	11.7
379	2010/08/04 03:02:00	0.625	96.4	12.7
380	2010/08/04 03:02:36	1.000	96.2	9.6
381	2010/08/04 03:03:41	0.500	95.3	9.4
382	2010/08/04 03:04:11	0.875	102.6	10.0
383	2010/08/04 03:05:04	0.875	94.2	10.5
384	2010/08/04 03:05:23	0.625	92.9	10.6
385	2010/08/04 03:05:38	0.875	95.6	7.7

386	2010/08/04 03:05:47	0.500	105.1	12.7
387	2010/08/04 03:05:59	1.000	95.5	8.4
388	2010/08/04 03:06:21	0.750	88.6	9.9
389	2010/08/04 03:06:32	0.750	93.2	9.2
390	2010/08/04 03:09:35	0.875	92.2	10.8
391	2010/08/04 03:09:40	1.000	95.1	9.3
392	2010/08/04 03:10:01	0.625	89.0	6.3
393	2010/08/04 03:10:05	1.000	89.4	7.2
394	2010/08/04 03:10:12	0.750	92.1	7.3
395	2010/08/04 03:10:39	0.750	91.9	8.6
396	2010/08/04 03:10:42	0.625	93.5	9.9
397	2010/08/04 03:10:42	0.625	90.6	9.2
398	2010/08/04 03:11:12	0.875	92.4	9.7
399	2010/08/04 03:12:14	0.875	87.7	8.4
400	2010/08/04 03:12:28	0.625	93.8	11.8
401	2010/08/04 03:12:32	0.625	94.1	12.6
402	2010/08/04 03:13:03	0.625	90.7	10.6
403	2010/08/04 03:14:23	1.000	97.3	11.0
404	2010/08/04 03:14:26	1.000	94.7	8.7
405	2010/08/04 03:14:52	0.875	92.6	9.0
406	2010/08/04 03:14:56	0.500	97.1	11.5
407	2010/08/04 03:15:12	0.625	97.0	9.7
408	2010/08/04 03:15:44	0.625	88.1	10.0
409	2010/08/04 03:16:39	0.625	95.0	10.2
410	2010/08/04 03:16:40	0.625	83.6	10.9
411	2010/08/04 03:16:49	0.875	102.0	8.3
412	2010/08/04 03:16:50	0.625	96.3	8.6
413	2010/08/04 03:16:52	0.750	94.8	10.1
414	2010/08/04 03:17:17	1.000	93.6	8.4
415	2010/08/04 03:17:18	1.000	98.3	8.4
416	2010/08/04 03:17:21	1.000	99.0	9.7
417	2010/08/04 03:17:27	1.000	95.3	9.5
418	2010/08/04 03:17:35	0.875	93.6	6.6
419	2010/08/04 03:17:47	0.500	96.8	10.9
420	2010/08/04 03:17:49	1.000	90.8	8.7
421	2010/08/04 03:18:28	0.625	97.5	11.4
422	2010/08/04 03:18:30	0.875	94.7	10.1
423	2010/08/04 03:18:33	0.625	97.9	9.8
424	2010/08/04 03:18:38	1.000	92.8	9.9
425	2010/08/04 03:19:10	0.625	87.9	7.1
426	2010/08/04 03:19:15	0.625	93.0	11.2
427	2010/08/04 03:19:34	0.625	90.9	9.2
428	2010/08/04 03:19:38	0.625	92.0	10.0
429	2010/08/04 03:19:41	0.500	95.2	12.7
430	2010/08/04 03:19:54	0.875	90.6	7.1
431	2010/08/04 03:19:57	1.000	94.8	8.6
432	2010/08/04 03:20:00	1.000	92.8	11.4
433	2010/08/04 03:20:06	0.500	93.7	11.8

434	2010/08/04 03:20:12	0.625	87.2	8.9
435	2010/08/04 03:20:13	0.625	81.9	9.3
436	2010/08/04 03:20:14	0.750	91.6	10.5
437	2010/08/04 03:20:19	0.875	92.3	8.9
438	2010/08/04 03:20:23	0.625	93.7	11.3
439	2010/08/04 03:20:25	0.625	92.6	10.3
440	2010/08/04 03:20:33	1.000	87.9	9.5
441	2010/08/04 03:20:51	1.000	97.5	12.0
442	2010/08/04 03:20:54	0.500	95.4	12.4
443	2010/08/04 03:20:57	1.000	93.7	10.8
444	2010/08/04 03:21:00	0.500	88.0	9.4
445	2010/08/04 03:21:03	0.750	93.6	11.9
446	2010/08/04 03:21:06	1.000	96.4	10.6
447	2010/08/04 03:21:08	0.750	95.3	11.5
448	2010/08/04 03:21:12	0.875	94.1	11.6
449	2010/08/04 03:21:17	1.000	92.2	9.0
450	2010/08/04 03:21:24	0.625	95.8	12.0
451	2010/08/04 03:21:27	1.000	88.7	8.1
452	2010/08/04 03:21:33	1.000	92.2	10.8
453	2010/08/04 03:21:50	0.750	87.0	7.8
454	2010/08/04 03:22:06	0.750	93.5	9.8
455	2010/08/04 03:22:07	1.000	91.5	8.4
456	2010/08/04 03:22:28	0.625	95.2	12.7
457	2010/08/04 03:22:32	0.625	95.6	12.9
458	2010/08/04 03:22:34	0.625	96.4	13.2
459	2010/08/04 03:22:36	0.875	90.9	10.3
460	2010/08/04 03:22:37	1.000	93.4	11.9
461	2010/08/04 03:22:56	0.875	91.8	10.5
462	2010/08/04 03:23:02	0.625	96.2	12.1
463	2010/08/04 03:23:14	0.875	92.0	9.2
464	2010/08/04 03:23:19	1.000	91.0	8.8
465	2010/08/04 03:23:24	0.625	92.5	11.0
466	2010/08/04 03:23:26	0.750	91.9	10.7
467	2010/08/04 03:23:30	0.625	94.6	10.8
468	2010/08/04 03:23:36	0.875	93.8	9.0
469	2010/08/04 03:23:45	0.625	96.3	10.1
470	2010/08/04 03:23:46	0.625	96.6	11.1
471	2010/08/04 03:23:49	0.750	98.0	11.9
472	2010/08/04 03:23:50	1.000	94.4	10.2
473	2010/08/04 03:23:52	0.875	99.1	8.3
474	2010/08/04 03:23:53	0.750	94.2	8.2
475	2010/08/04 03:24:04	0.625	92.3	7.6
476	2010/08/04 03:24:04	0.875	97.4	10.5
477	2010/08/04 03:25:00	0.750	95.2	10.7
478	2010/08/04 03:25:12	1.000	95.5	6.7
479	2010/08/04 03:25:26	0.500	94.6	9.6
480	2010/08/04 03:25:42	0.875	99.1	9.3
481	2010/08/04 03:26:06	0.875	100.1	9.4

482	2010/08/04 03:26:32	0.875	97.5	10.2
483	2010/08/04 03:26:34	0.625	95.7	9.7
484	2010/08/04 03:26:40	0.750	97.6	9.3
485	2010/08/04 03:26:46	0.625	97.6	11.2
486	2010/08/04 03:26:49	1.000	98.1	12.7
487	2010/08/04 03:26:59	0.625	97.3	10.9
488	2010/08/04 03:27:41	0.625	98.4	9.4
489	2010/08/04 03:28:05	1.000	98.4	10.6
490	2010/08/04 03:28:14	0.875	94.0	7.1
491	2010/08/04 03:28:23	0.750	96.5	10.1
492	2010/08/04 03:28:29	0.750	96.3	8.1
493	2010/08/04 03:28:34	1.000	98.8	9.7
494	2010/08/04 03:29:48	0.625	91.9	7.8
495	2010/08/04 03:32:38	0.750	98.6	11.0
496	2010/08/04 03:32:39	0.750	93.3	10.4
497	2010/08/04 03:33:10	0.875	96.3	10.0
498	2010/08/04 03:34:19	0.875	102.2	9.5
499	2010/08/04 03:35:20	0.500	104.3	13.9
500	2010/08/04 03:35:21	0.500	85.5	14.7
501	2010/08/04 03:35:22	0.500	83.1	16.0
502	2010/08/04 03:36:01	0.875	85.2	8.3
503	2010/08/04 03:36:26	0.500	86.9	6.4
504	2010/08/04 03:36:35	0.500	100.0	10.7
505	2010/08/04 03:36:39	0.750	90.7	13.6
506	2010/08/04 03:36:40	1.000	95.0	10.6
507	2010/08/04 03:36:42	0.500	104.8	13.5
508	2010/08/04 03:37:01	0.500	99.6	12.8
509	2010/08/04 03:38:25	0.625	86.8	6.7
510	2010/08/04 03:38:27	1.000	86.5	7.6
511	2010/08/04 03:38:28	0.500	90.4	11.5
512	2010/08/04 03:40:27	0.875	111.4	10.0
513	2010/08/04 03:40:34	0.500	104.8	11.3
514	2010/08/04 03:40:57	0.625	101.4	11.9
515	2010/08/04 03:41:00	0.875	110.4	8.7
516	2010/08/04 03:41:01	0.500	106.3	8.7
517	2010/08/04 03:41:13	0.750	96.4	6.4
518	2010/08/04 03:41:15	0.625	91.9	11.0
519	2010/08/04 03:41:16	0.875	105.2	10.0
520	2010/08/04 03:41:18	0.750	106.0	8.7
521	2010/08/04 03:41:27	0.625	105.6	11.1
522	2010/08/04 03:41:28	1.000	105.6	11.2
523	2010/08/04 03:41:29	0.500	98.9	9.7
524	2010/08/04 03:41:34	0.625	75.6	15.0
525	2010/08/04 03:41:35	0.500	87.5	15.2
526	2010/08/04 03:44:55	1.000	97.0	10.2
527	2010/08/04 03:44:57	0.625	98.7	11.0
528	2010/08/04 03:45:00	0.875	100.1	11.5
529	2010/08/04 03:45:01	1.000	97.1	10.3

530	2010/08/04 03:48:13	0.875	102.1	10.1
531	2010/08/04 03:49:36	0.875	96.5	11.7
532	2010/08/04 03:49:46	1.000	94.4	9.6
533	2010/08/04 03:50:34	0.625	103.1	12.9
534	2010/08/04 03:50:47	0.875	92.0	6.6
535	2010/08/04 03:50:53	0.875	100.7	11.5
536	2010/08/04 03:51:28	1.000	97.3	10.6
537	2010/08/04 03:52:49	1.000	105.6	10.7
538	2010/08/04 03:53:37	0.750	97.4	9.7
539	2010/08/04 03:54:16	0.500	97.2	10.9
540	2010/08/04 03:54:16	0.750	91.2	10.8
541	2010/08/04 03:54:38	0.625	94.4	6.3
542	2010/08/04 03:54:43	0.500	87.1	8.8
543	2010/08/04 03:58:08	0.625	93.5	10.9
544	2010/08/04 03:58:23	0.625	98.8	11.2
545	2010/08/04 03:58:28	0.875	96.3	10.7
546	2010/08/04 03:59:32	0.500	95.0	12.6
547	2010/08/04 03:59:37	0.750	98.6	11.9
548	2010/08/04 04:00:16	0.625	98.5	10.7
549	2010/08/04 04:00:17	0.875	97.6	9.6
550	2010/08/04 04:00:43	0.625	104.2	11.4
551	2010/08/04 04:02:29	1.000	102.9	12.1
552	2010/08/04 04:02:41	0.875	99.4	8.7
553	2010/08/04 04:03:28	0.500	99.6	9.1
554	2010/08/04 04:03:33	1.000	101.2	10.2
555	2010/08/04 04:03:34	1.000	97.7	9.6
556	2010/08/04 04:03:35	0.625	94.7	9.2
557	2010/08/04 04:03:36	0.625	85.8	9.7
558	2010/08/04 04:03:40	0.625	98.2	13.5
559	2010/08/04 04:03:49	0.500	87.1	8.5
560	2010/08/04 04:03:59	0.750	87.7	8.6
561	2010/08/04 04:04:03	0.500	90.6	13.9
562	2010/08/04 04:04:52	0.750	102.9	7.4
563	2010/08/04 04:07:59	0.625	101.7	11.2
564	2010/08/04 04:11:58	0.625	103.8	13.4
565	2010/08/04 04:13:08	0.625	107.8	9.6
566	2010/08/04 04:16:09	0.875	109.9	8.2
567	2010/08/04 04:17:36	0.750	103.3	11.3
568	2010/08/04 04:19:05	0.750	96.4	10.7
569	2010/08/04 04:20:14	1.000	83.2	10.9
570	2010/08/04 04:20:37	0.625	98.2	12.2
571	2010/08/04 04:20:39	0.875	96.4	10.7
572	2010/08/04 04:20:48	0.750	96.2	9.4
573	2010/08/04 04:21:59	0.875	84.1	10.8
574	2010/08/04 04:22:00	1.000	87.0	12.0
575	2010/08/04 04:22:09	0.625	90.6	12.5
576	2010/08/04 04:22:12	1.000	88.7	9.1
577	2010/08/04 04:22:27	0.750	90.2	10.6

578	2010/08/04 04:22:31	0.625	88.9	12.5
579	2010/08/04 04:22:32	0.750	88.5	11.2
580	2010/08/04 04:22:51	0.750	86.2	9.6
581	2010/08/04 04:23:33	0.625	94.1	10.3
582	2010/08/04 04:23:44	0.500	101.1	11.9
583	2010/08/04 04:23:46	0.875	91.7	11.1
584	2010/08/04 04:24:00	0.625	93.0	13.0
585	2010/08/04 04:24:09	0.875	80.9	9.9
586	2010/08/04 04:24:10	1.000	88.0	10.4
587	2010/08/04 04:24:42	1.000	92.6	9.8
588	2010/08/04 04:25:11	1.000	87.5	7.3
589	2010/08/04 04:25:21	0.875	86.7	9.5
590	2010/08/04 04:25:24	0.625	88.7	10.5
591	2010/08/04 04:25:50	0.625	88.5	11.8
592	2010/08/04 04:26:02	0.875	93.3	10.7
593	2010/08/04 04:26:03	1.000	90.4	6.9
594	2010/08/04 04:26:13	1.000	86.0	10.2
595	2010/08/04 04:26:14	0.625	98.5	12.9
596	2010/08/04 04:26:31	1.000	88.6	8.1
597	2010/08/04 04:26:33	0.750	90.1	8.3
598	2010/08/04 04:26:40	0.875	93.4	11.1
599	2010/08/04 04:26:46	0.500	86.0	14.4
600	2010/08/04 04:26:53	0.750	88.9	11.8
601	2010/08/04 04:26:57	0.750	88.4	9.5
602	2010/08/04 04:27:00	0.625	92.5	11.1
603	2010/08/04 04:27:04	0.750	98.9	12.1
604	2010/08/04 04:27:05	0.625	93.9	12.3
605	2010/08/04 04:27:10	0.750	93.0	12.4
606	2010/08/04 04:27:13	0.625	87.5	10.5
607	2010/08/04 04:27:35	0.625	83.5	12.5
608	2010/08/04 04:28:03	0.625	98.5	13.5
609	2010/08/04 04:28:05	0.750	95.4	11.0
610	2010/08/04 04:28:11	0.875	90.1	11.5
611	2010/08/04 04:28:35	0.500	90.6	13.3
612	2010/08/04 04:30:55	0.875	91.5	12.8
613	2010/08/04 04:31:02	0.750	98.8	12.0
614	2010/08/04 04:31:04	0.500	97.4	11.9
615	2010/08/04 04:32:17	0.875	92.8	11.3
616	2010/08/04 04:32:45	0.625	96.4	13.7
617	2010/08/04 04:33:52	0.875	92.0	12.1
618	2010/08/04 04:34:19	0.625	88.4	12.0
619	2010/08/04 04:34:22	0.750	92.4	13.2
620	2010/08/04 04:36:02	1.000	85.9	9.8
621	2010/08/04 04:38:05	0.875	90.2	11.4
622	2010/08/04 04:39:20	0.625	93.7	12.5
623	2010/08/04 04:39:35	0.750	95.8	9.4
624	2010/08/04 04:39:47	0.750	94.7	12.4
625	2010/08/04 04:39:56	0.625	97.7	13.1

626	2010/08/04 04:40:01	0.625	93.7	13.2
627	2010/08/04 04:40:05	1.000	85.4	9.5
628	2010/08/04 04:42:25	0.625	88.3	11.6
629	2010/08/04 04:42:33	0.875	85.6	9.8
630	2010/08/04 04:43:01	1.000	92.6	8.8
631	2010/08/04 04:43:26	0.750	93.9	12.6
632	2010/08/04 04:43:31	0.875	94.5	10.9
633	2010/08/04 04:43:36	0.875	95.7	9.4
634	2010/08/04 04:43:47	0.625	91.5	10.8
635	2010/08/04 04:43:50	0.625	94.3	11.3
636	2010/08/04 04:44:23	0.875	89.3	12.9
637	2010/08/04 04:44:57	0.875	92.8	9.6
638	2010/08/04 04:45:04	0.625	97.7	11.4
639	2010/08/04 04:45:11	0.625	90.8	12.3
640	2010/08/04 04:45:16	0.625	92.1	12.5
641	2010/08/04 04:46:09	0.625	89.9	12.8
642	2010/08/04 04:46:26	0.750	93.4	12.4
643	2010/08/04 04:46:29	0.750	87.8	11.0
644	2010/08/04 04:46:45	0.750	83.4	11.3
645	2010/08/04 04:46:48	0.875	81.4	8.5
646	2010/08/04 04:47:28	1.000	83.1	10.9
647	2010/08/04 04:47:41	0.750	83.1	8.4
648	2010/08/04 04:48:34	0.875	83.8	10.4
649	2010/08/04 04:49:02	0.750	84.4	11.1
650	2010/08/04 04:49:28	0.875	84.4	10.3
651	2010/08/04 04:49:39	0.625	87.3	11.1
652	2010/08/04 04:49:46	1.000	87.3	9.9
653	2010/08/04 04:49:55	0.875	86.8	10.5
654	2010/08/04 04:51:05	1.000	90.8	10.3
655	2010/08/04 04:51:17	0.625	91.8	9.9
656	2010/08/04 04:53:05	0.625	82.4	11.1
657	2010/08/04 04:53:06	0.875	83.8	10.8
658	2010/08/04 04:53:10	0.500	85.9	12.8
659	2010/08/04 04:53:12	0.750	84.8	11.7
660	2010/08/04 04:53:18	0.750	88.0	10.4
661	2010/08/04 04:53:24	0.750	88.5	10.5
662	2010/08/04 04:54:24	0.625	88.6	9.4
663	2010/08/04 04:54:40	0.500	89.6	11.9
664	2010/08/04 04:54:42	0.875	85.7	12.0
665	2010/08/04 04:54:53	0.750	87.6	12.9
666	2010/08/04 04:55:44	0.625	99.1	11.9
667	2010/08/04 04:55:45	0.875	97.7	11.1
668	2010/08/04 04:55:50	0.750	99.6	13.0
669	2010/08/04 04:56:51	1.000	84.9	8.7
670	2010/08/04 04:56:52	0.750	91.9	11.7
671	2010/08/04 04:56:53	0.750	87.1	9.7
672	2010/08/04 04:57:12	1.000	86.9	10.9
673	2010/08/04 04:57:18	0.750	91.4	11.8

674	2010/08/04 04:57:19	0.500	100.7	12.9
675	2010/08/04 04:57:22	1.000	92.0	8.0
676	2010/08/04 04:57:25	0.500	94.6	11.5
677	2010/08/04 04:57:27	0.625	98.2	10.5
678	2010/08/04 04:57:30	0.500	97.7	13.0
679	2010/08/04 04:57:45	0.625	95.8	11.9
680	2010/08/04 04:57:46	0.750	95.6	11.5
681	2010/08/04 04:57:47	0.625	101.9	10.5
682	2010/08/04 04:57:50	0.625	98.9	12.5
683	2010/08/04 04:57:53	1.000	93.0	10.0
684	2010/08/04 04:57:54	0.500	99.9	12.2
685	2010/08/04 04:57:56	0.875	90.6	12.1
686	2010/08/04 04:57:59	0.875	97.1	10.4
687	2010/08/04 04:58:02	1.000	97.0	9.6
688	2010/08/04 04:58:10	0.500	100.0	12.2
689	2010/08/04 04:58:11	0.625	95.1	11.3
690	2010/08/04 04:58:32	0.625	98.5	13.0
691	2010/08/04 04:58:34	0.625	104.6	13.1
692	2010/08/04 04:58:37	0.875	96.7	11.9
693	2010/08/04 04:59:05	0.500	99.2	13.2
694	2010/08/04 04:59:10	0.625	89.1	8.6
695	2010/08/04 04:59:14	0.875	91.4	8.7
696	2010/08/04 04:59:15	0.500	96.0	12.6
697	2010/08/04 04:59:27	0.625	98.6	10.9
698	2010/08/04 04:59:33	0.875	91.0	10.3
699	2010/08/04 04:59:34	1.000	98.6	9.3
700	2010/08/04 04:59:38	0.875	86.9	9.9
701	2010/08/04 04:59:43	0.750	101.1	12.8
702	2010/08/04 04:59:50	0.750	96.7	10.9
703	2010/08/04 04:59:54	1.000	96.7	12.5
704	2010/08/04 04:59:59	1.000	95.3	10.6
705	2010/08/04 05:00:03	0.875	98.3	13.3
706	2010/08/04 05:00:21	0.875	98.0	12.1
707	2010/08/04 05:00:23	0.750	97.2	11.9
708	2010/08/04 05:00:25	0.500	92.1	9.2
709	2010/08/04 05:00:43	1.000	99.2	7.3
710	2010/08/04 05:00:50	0.875	97.7	9.0
711	2010/08/04 05:01:12	1.000	98.3	6.8
712	2010/08/04 05:01:25	0.750	95.6	7.4
713	2010/08/04 05:01:52	0.875	96.4	9.2
714	2010/08/04 05:02:03	0.625	91.3	8.0
715	2010/08/04 05:02:04	0.750	94.2	11.7
716	2010/08/04 05:02:11	0.625	94.3	10.5
717	2010/08/04 05:02:12	0.750	95.2	11.9
718	2010/08/04 05:02:40	0.750	95.4	12.7
719	2010/08/04 05:02:41	0.750	92.4	10.9
720	2010/08/04 05:02:46	0.750	92.7	12.0
721	2010/08/04 05:02:54	0.875	91.5	10.0

722	2010/08/04 05:03:22	0.750	97.0	9.8
723	2010/08/04 05:03:37	0.875	103.3	12.0
724	2010/08/04 05:04:25	0.750	95.7	7.6
725	2010/08/04 05:04:38	1.000	94.5	7.1
726	2010/08/04 05:04:43	0.750	93.0	10.5
727	2010/08/04 05:04:51	0.875	98.0	10.6
728	2010/08/04 05:05:02	0.625	97.2	10.5
729	2010/08/04 05:05:05	0.625	95.4	9.7
730	2010/08/04 05:05:10	0.750	96.2	6.7
731	2010/08/04 05:05:28	0.625	102.0	7.9
732	2010/08/04 05:05:39	0.875	99.8	6.3
733	2010/08/04 05:05:46	0.875	96.0	10.3
734	2010/08/04 05:05:59	0.875	100.7	8.2
735	2010/08/04 05:06:22	0.500	98.5	10.4
736	2010/08/04 05:06:42	0.750	100.7	7.5
737	2010/08/04 05:06:49	0.625	105.5	10.1
738	2010/08/04 05:06:50	0.875	101.9	7.6
739	2010/08/04 05:07:16	1.000	97.8	8.3
740	2010/08/04 05:07:59	1.000	106.7	7.8
741	2010/08/04 05:08:39	1.000	101.5	8.1
742	2010/08/04 05:10:48	1.000	88.4	10.7
743	2010/08/04 05:10:49	1.000	89.5	10.8
744	2010/08/04 05:10:57	0.750	98.1	11.5
745	2010/08/04 05:10:59	0.750	66.9	13.5
746	2010/08/04 05:12:25	1.000	69.1	11.3
747	2010/08/04 05:12:44	0.500	91.6	6.5
748	2010/08/04 05:12:46	0.500	100.3	10.9
749	2010/08/04 05:13:57	0.875	99.5	10.4
750	2010/08/04 05:15:52	0.625	101.6	9.7
751	2010/08/04 05:16:06	0.625	87.8	7.9
752	2010/08/04 05:16:08	0.500	93.4	12.9
753	2010/08/04 05:16:24	0.500	99.6	10.5
754	2010/08/04 05:16:29	1.000	104.4	11.6
755	2010/08/04 05:16:32	0.500	104.1	10.5
756	2010/08/04 05:16:36	0.500	101.7	10.4
757	2010/08/04 05:16:38	0.500	94.3	12.1
758	2010/08/04 05:16:42	0.500	87.7	7.6
759	2010/08/04 05:16:47	0.500	102.4	12.5
760	2010/08/04 05:16:48	0.750	100.7	11.2
761	2010/08/04 05:17:01	0.625	110.3	7.4
762	2010/08/04 05:17:41	0.625	96.6	11.1
763	2010/08/04 05:17:44	1.000	94.0	7.8
764	2010/08/04 05:18:00	0.625	103.3	10.2
765	2010/08/04 05:18:07	1.000	103.8	7.6
766	2010/08/04 05:20:07	0.625	104.2	11.0
767	2010/08/04 05:22:02	0.750	103.2	11.4
768	2010/08/04 05:22:43	0.750	106.6	10.3
769	2010/08/04 05:22:46	1.000	109.1	9.1

770	2010/08/04 05:22:51	0.750	87.4	13.5
771	2010/08/04 05:23:10	0.875	91.6	8.7
772	2010/08/04 05:23:23	0.500	93.7	11.2
773	2010/08/04 05:24:01	0.625	106.8	12.7
774	2010/08/04 05:24:06	0.625	101.7	11.1
775	2010/08/04 05:24:21	0.750	106.4	11.1
776	2010/08/04 05:25:17	0.500	102.9	7.8
777	2010/08/04 05:25:31	0.625	108.2	11.1
778	2010/08/04 05:25:44	0.500	108.2	10.4
779	2010/08/04 05:25:54	0.875	108.3	10.4
780	2010/08/04 05:25:57	0.625	102.2	10.2
781	2010/08/04 05:26:00	0.625	105.4	11.8
782	2010/08/04 05:26:08	0.500	105.6	8.8
783	2010/08/04 05:26:08	0.750	106.5	10.0
784	2010/08/04 05:26:57	0.875	109.3	9.9
785	2010/08/04 05:27:33	0.750	108.8	9.6
786	2010/08/04 05:27:37	1.000	108.9	9.6
787	2010/08/04 05:27:38	0.500	106.7	9.7
788	2010/08/04 05:27:39	0.750	103.5	9.5
789	2010/08/04 05:27:53	0.750	110.7	9.1
790	2010/08/04 05:28:11	0.875	109.0	9.0
791	2010/08/04 05:28:13	0.875	108.5	10.0
792	2010/08/04 05:30:26	0.875	104.4	7.3
793	2010/08/04 05:30:29	0.750	107.8	8.8
794	2010/08/04 05:30:40	0.875	105.2	6.1
795	2010/08/04 05:31:34	0.750	106.7	10.8
796	2010/08/04 05:31:37	0.625	103.4	10.7
797	2010/08/04 05:32:37	1.000	103.2	11.0
798	2010/08/04 05:32:55	0.625	98.2	9.7
799	2010/08/04 05:33:25	0.625	102.4	12.3
800	2010/08/04 05:34:01	0.750	88.7	10.8
801	2010/08/04 05:34:05	0.500	96.5	13.1
802	2010/08/04 05:34:07	0.500	90.6	9.5
803	2010/08/04 05:34:08	0.500	78.6	10.6
804	2010/08/04 05:34:30	0.750	86.9	11.9
805	2010/08/04 05:34:43	1.000	90.4	11.5
806	2010/08/04 05:34:50	0.750	95.2	11.3
807	2010/08/04 05:35:12	0.750	96.1	10.1
808	2010/08/04 05:35:42	0.750	88.7	12.1
809	2010/08/04 05:36:13	0.875	92.9	10.6
810	2010/08/04 05:36:19	0.750	91.3	11.5
811	2010/08/04 05:36:40	0.750	99.3	11.3
812	2010/08/04 05:37:38	0.500	98.4	13.1
813	2010/08/04 05:38:35	0.750	102.7	9.0
814	2010/08/04 05:38:36	0.625	103.6	10.8
815	2010/08/04 05:39:12	0.625	101.5	7.8
816	2010/08/04 05:39:13	0.500	104.0	9.4
817	2010/08/04 05:39:19	1.000	101.8	6.1

818	2010/08/04 05:39:34	0.625	102.6	10.3
819	2010/08/04 05:39:45	0.875	95.1	6.1
820	2010/08/04 05:39:47	1.000	96.2	10.8
821	2010/08/04 05:39:53	0.750	94.1	12.9
822	2010/08/04 05:40:00	0.625	85.4	11.7
823	2010/08/04 05:40:05	0.500	96.6	12.5
824	2010/08/04 05:40:06	0.500	100.5	12.5
825	2010/08/04 05:40:06	1.000	100.7	9.4
826	2010/08/04 05:40:42	0.625	96.1	12.9
827	2010/08/04 05:41:14	1.000	93.7	7.9
828	2010/08/04 05:41:25	0.750	105.5	11.4
829	2010/08/04 05:41:31	1.000	105.3	10.6
830	2010/08/04 05:41:39	0.625	99.5	11.2
831	2010/08/04 05:43:54	0.500	89.0	7.4
832	2010/08/04 05:44:22	0.500	98.9	10.4
833	2010/08/04 05:44:44	0.750	97.8	8.9
834	2010/08/04 05:45:31	1.000	104.5	7.9
835	2010/08/04 05:50:38	0.625	75.7	10.6
836	2010/08/04 05:51:05	0.875	96.0	9.1
837	2010/08/04 05:51:22	0.625	108.1	11.8
838	2010/08/04 05:51:34	0.625	106.0	12.2
839	2010/08/04 05:52:53	0.500	102.8	10.3
840	2010/08/04 05:52:56	0.500	84.8	6.8
841	2010/08/04 05:53:01	0.625	102.8	10.1
842	2010/08/04 05:53:04	0.750	101.6	9.0
843	2010/08/04 05:53:07	0.625	104.6	12.2
844	2010/08/04 05:53:16	1.000	98.2	6.4
845	2010/08/04 05:53:35	0.625	97.3	11.0
846	2010/08/04 05:53:43	0.625	100.3	10.7
847	2010/08/04 05:54:10	0.625	94.5	6.2
848	2010/08/04 05:57:40	0.500	109.8	12.2
849	2010/08/04 06:00:00	0.500	109.2	13.6
850	2010/08/04 06:00:09	0.875	100.0	8.2
851	2010/08/04 06:01:02	0.750	99.9	10.4
852	2010/08/04 06:01:26	0.750	101.4	9.6
853	2010/08/04 06:01:36	1.000	104.7	7.7
854	2010/08/04 06:03:38	0.750	108.9	10.6
855	2010/08/04 06:04:14	0.750	105.8	10.9
856	2010/08/04 06:04:30	0.625	96.8	8.4
857	2010/08/04 06:05:15	0.500	100.6	12.1
858	2010/08/04 06:05:50	0.875	95.9	10.2
859	2010/08/04 06:06:04	1.000	95.7	9.3
860	2010/08/04 06:06:48	0.625	95.6	9.6
861	2010/08/04 06:07:04	0.875	99.2	10.0
862	2010/08/04 06:07:43	0.875	104.5	9.9
863	2010/08/04 06:10:26	1.000	99.1	6.6
864	2010/08/04 06:11:10	0.500	107.4	12.3
865	2010/08/04 06:13:40	1.000	96.8	10.3

866	2010/08/04 06:13:52	0.625	108.4	13.3
867	2010/08/04 06:14:20	0.500	105.0	9.5
868	2010/08/04 06:14:38	0.750	104.4	9.8
869	2010/08/04 06:16:08	1.000	102.4	10.4
870	2010/08/04 06:17:57	0.625	110.6	9.7
871	2010/08/04 06:18:32	0.625	106.4	11.9
872	2010/08/04 06:18:46	0.625	104.3	10.3
873	2010/08/04 06:18:51	0.750	102.1	8.5
874	2010/08/04 06:19:18	1.000	107.5	10.9
875	2010/08/04 06:20:44	0.750	105.7	11.1
876	2010/08/04 06:20:59	0.750	108.3	10.3
877	2010/08/04 06:21:11	0.625	107.1	8.9
878	2010/08/04 06:25:37	0.625	105.4	11.2
879	2010/08/04 06:27:58	0.750	106.6	11.1
880	2010/08/04 06:31:44	1.000	101.3	9.1
881	2010/08/04 06:32:38	1.000	97.2	6.6
882	2010/08/04 06:32:50	0.500	106.6	11.8
883	2010/08/04 06:33:54	0.750	98.4	8.1
884	2010/08/04 06:33:55	0.750	96.6	8.4
885	2010/08/04 06:35:02	0.500	105.5	12.7
886	2010/08/04 06:36:34	0.500	100.0	11.8
887	2010/08/04 06:36:36	0.875	106.3	11.4
888	2010/08/04 06:36:41	0.625	103.7	11.7
889	2010/08/04 06:37:59	0.625	107.2	12.7
890	2010/08/04 06:38:22	0.750	105.4	11.7
891	2010/08/04 06:39:39	0.875	98.7	8.2
892	2010/08/04 06:39:57	1.000	92.8	6.8
893	2010/08/04 06:40:48	1.000	93.2	6.2
894	2010/08/04 06:42:02	0.500	106.9	11.0
895	2010/08/04 06:43:08	0.625	98.1	9.9
896	2010/08/04 06:43:09	0.750	100.1	10.3
897	2010/08/04 06:43:14	1.000	96.8	9.6
898	2010/08/04 06:43:22	0.625	100.6	10.4
899	2010/08/04 06:43:23	0.875	97.6	9.4
900	2010/08/04 06:43:25	1.000	97.1	9.1
901	2010/08/04 06:43:28	0.750	102.3	9.8
902	2010/08/04 06:44:19	0.750	96.6	8.2
903	2010/08/04 06:44:21	1.000	90.1	8.0
904	2010/08/04 06:44:38	0.750	100.4	7.5
905	2010/08/04 06:45:27	0.750	106.5	9.7
906	2010/08/04 06:45:50	0.875	108.3	10.9
907	2010/08/04 06:46:36	1.000	105.5	11.0
908	2010/08/04 06:46:37	1.000	106.3	9.7
909	2010/08/04 06:47:19	1.000	106.4	11.1
910	2010/08/04 06:48:55	0.750	94.6	9.4
911	2010/08/04 06:50:26	0.750	95.7	12.2
912	2010/08/04 06:50:30	0.625	96.6	11.7
913	2010/08/04 06:50:33	1.000	96.7	12.7

914	2010/08/04 06:51:20	0.625	99.1	12.3
915	2010/08/04 06:54:47	0.750	98.5	9.2
916	2010/08/04 06:54:54	0.875	100.1	11.5
917	2010/08/04 06:54:56	0.750	98.1	10.0
918	2010/08/04 06:55:34	0.875	93.6	9.2
919	2010/08/04 06:56:03	1.000	97.5	10.0
920	2010/08/04 06:56:39	0.500	93.3	8.3
921	2010/08/04 06:56:44	0.875	92.8	9.3
922	2010/08/04 06:57:38	1.000	101.4	9.5
923	2010/08/04 06:57:45	0.750	101.4	11.8
924	2010/08/04 06:57:49	0.500	106.8	13.0
925	2010/08/04 07:00:06	0.625	108.0	10.7
926	2010/08/04 07:00:17	0.625	106.1	11.4
927	2010/08/04 07:00:19	0.750	103.6	10.9
928	2010/08/04 07:00:20	0.625	105.1	12.1
929	2010/08/04 07:00:44	0.500	101.9	12.4
930	2010/08/04 07:00:47	0.625	105.2	11.5
931	2010/08/04 07:00:56	0.750	107.0	11.8
932	2010/08/04 07:00:57	0.500	105.4	11.6
933	2010/08/04 07:01:07	0.750	107.6	10.6
934	2010/08/04 07:01:09	0.500	105.9	11.2
935	2010/08/04 07:01:29	0.750	105.8	11.3
936	2010/08/04 07:02:05	0.500	103.5	10.8
937	2010/08/04 07:03:05	1.000	100.4	11.3
938	2010/08/04 07:04:18	0.875	101.3	8.1
939	2010/08/04 07:05:04	0.875	101.7	9.7
940	2010/08/04 07:05:13	0.625	98.4	10.4
941	2010/08/04 07:05:24	0.750	98.0	8.9
942	2010/08/04 07:05:51	1.000	98.3	11.5
943	2010/08/04 07:07:19	0.875	106.9	7.3
944	2010/08/04 07:07:20	0.875	106.4	9.5
945	2010/08/04 07:07:22	0.625	103.7	10.4
946	2010/08/04 07:08:04	0.875	108.0	10.6
947	2010/08/04 07:08:05	1.000	107.2	10.8
948	2010/08/04 07:08:06	0.625	103.0	10.4
949	2010/08/04 07:08:09	0.500	105.6	10.9
950	2010/08/04 07:08:22	0.500	104.8	12.4
951	2010/08/04 07:09:11	0.500	107.0	13.7
952	2010/08/04 07:10:08	0.750	102.0	10.9
953	2010/08/04 07:10:15	1.000	103.6	11.7
954	2010/08/04 07:10:17	0.625	105.5	12.5
955	2010/08/04 07:11:15	0.500	103.9	12.5
956	2010/08/04 07:11:40	1.000	99.0	10.6
957	2010/08/04 07:11:47	1.000	96.9	9.9
958	2010/08/04 07:11:56	0.625	91.0	7.6
959	2010/08/04 07:12:34	0.750	102.3	10.3
960	2010/08/04 07:12:41	0.625	107.0	13.7
961	2010/08/04 07:12:56	0.500	101.5	10.5

962	2010/08/04 07:13:22	0.500	102.4	11.7
963	2010/08/04 07:13:23	0.500	89.8	12.8
964	2010/08/04 07:13:33	0.500	102.7	12.4
965	2010/08/04 07:13:36	1.000	106.2	10.9
966	2010/08/04 07:14:04	0.500	104.2	11.4
967	2010/08/04 07:14:22	0.500	106.0	12.7
968	2010/08/04 07:14:23	0.500	91.6	14.1
969	2010/08/04 07:14:52	0.500	107.4	12.4
970	2010/08/04 07:15:14	1.000	105.6	13.2
971	2010/08/04 07:15:17	0.875	107.5	12.3
972	2010/08/04 07:15:19	0.625	108.6	10.5
973	2010/08/04 07:15:20	0.500	105.9	9.7
974	2010/08/04 07:15:22	0.875	106.6	11.2
975	2010/08/04 07:15:28	0.500	106.3	12.3
976	2010/08/04 07:16:29	0.625	105.7	11.9
977	2010/08/04 07:16:37	0.500	103.0	13.0
978	2010/08/04 07:16:51	0.500	100.2	10.8
979	2010/08/04 07:17:06	0.625	103.2	11.7
980	2010/08/04 07:17:28	0.750	100.2	11.7
981	2010/08/04 07:18:33	1.000	97.9	8.6
982	2010/08/04 07:20:42	0.625	99.2	9.4
983	2010/08/04 07:20:43	0.750	99.8	9.5
984	2010/08/04 07:20:46	0.750	98.3	8.6
985	2010/08/04 07:21:12	0.500	100.7	11.7
986	2010/08/04 07:21:16	0.875	96.6	9.1
987	2010/08/04 07:22:02	0.750	96.0	10.0
988	2010/08/04 07:22:14	1.000	96.9	11.4
989	2010/08/04 07:22:29	0.625	99.4	12.1
990	2010/08/04 07:24:04	1.000	104.1	10.7
991	2010/08/04 07:24:10	0.875	109.1	9.8
992	2010/08/04 07:24:30	0.625	104.1	11.5
993	2010/08/04 07:24:32	0.625	105.1	11.1
994	2010/08/04 07:24:52	0.500	103.5	12.1
995	2010/08/04 07:25:07	1.000	104.9	12.7
996	2010/08/04 07:25:14	0.875	98.9	9.2
997	2010/08/04 07:25:40	0.875	97.1	9.3
998	2010/08/04 07:26:51	0.500	106.9	10.9
999	2010/08/04 07:26:52	0.875	105.7	9.9
1000	2010/08/04 07:27:10	0.750	106.5	12.0
1001	2010/08/04 07:27:52	0.875	107.5	11.1
1002	2010/08/04 07:27:59	1.000	107.7	10.1
1003	2010/08/04 07:28:12	0.625	107.3	12.3
1004	2010/08/04 07:28:28	0.625	106.9	12.3
1005	2010/08/04 07:28:30	0.875	102.3	9.9
1006	2010/08/04 07:28:44	0.875	107.0	9.7
1007	2010/08/04 07:28:53	0.875	104.0	11.2
1008	2010/08/04 07:30:25	0.750	107.1	11.1
1009	2010/08/04 07:30:26	1.000	107.9	10.9

1010	2010/08/04 07:31:17	0.625	108.5	11.5
1011	2010/08/04 07:32:03	0.750	106.3	9.0
1012	2010/08/04 07:32:06	0.500	106.5	10.6
1013	2010/08/04 07:32:07	0.625	103.6	10.3
1014	2010/08/04 07:32:09	0.625	108.2	10.3
1015	2010/08/04 07:32:26	0.875	107.9	11.5
1016	2010/08/04 07:32:45	0.625	104.8	9.6
1017	2010/08/04 07:32:50	0.500	107.5	10.9
1018	2010/08/04 07:33:44	0.500	107.1	10.2
1019	2010/08/04 07:33:46	1.000	106.9	10.2
1020	2010/08/04 07:34:34	0.500	108.2	9.7
1021	2010/08/04 07:34:46	0.500	107.9	11.4
1022	2010/08/04 07:37:09	0.625	105.6	12.6
1023	2010/08/04 07:37:13	0.500	110.0	12.8
1024	2010/08/04 07:39:09	0.625	107.7	11.4
1025	2010/08/04 07:39:12	0.500	107.5	12.2
1026	2010/08/04 07:40:25	0.750	109.4	12.2
1027	2010/08/04 07:40:49	0.625	109.9	10.7
1028	2010/08/04 07:40:50	0.875	108.6	9.7
1029	2010/08/04 07:40:53	0.625	109.1	10.2
1030	2010/08/04 07:41:14	0.500	108.7	13.2
1031	2010/08/04 07:41:23	0.625	109.0	9.1
1032	2010/08/04 07:41:34	0.875	104.8	10.5
1033	2010/08/04 07:41:50	0.500	109.1	11.6
1034	2010/08/04 07:43:36	0.875	108.9	11.9
1035	2010/08/04 07:43:41	0.500	101.6	9.9
1036	2010/08/04 07:43:45	0.500	107.4	11.0
1037	2010/08/04 07:43:56	1.000	106.2	12.1
1038	2010/08/04 07:44:00	0.500	102.3	10.8
1039	2010/08/04 07:44:01	0.625	106.8	11.2
1040	2010/08/04 07:45:51	0.750	110.2	10.6
1041	2010/08/04 07:46:22	0.875	106.7	8.5
1042	2010/08/04 07:46:28	0.750	108.8	9.7
1043	2010/08/04 07:46:43	1.000	109.2	11.7
1044	2010/08/04 07:47:12	0.625	105.1	11.0
1045	2010/08/04 07:47:16	0.875	107.0	11.1
1046	2010/08/04 07:47:17	0.500	105.5	9.5
1047	2010/08/04 07:47:30	0.875	105.1	12.3
1048	2010/08/04 07:47:54	0.750	108.8	11.0
1049	2010/08/04 07:48:18	1.000	106.0	11.1
1050	2010/08/04 07:49:27	1.000	100.3	10.5
1051	2010/08/04 07:49:35	0.875	99.1	11.4
1052	2010/08/04 07:52:04	1.000	109.4	10.3
1053	2010/08/04 07:52:21	0.625	109.2	10.9
1054	2010/08/04 07:52:32	0.500	105.2	11.4
1055	2010/08/04 07:52:38	0.875	105.0	11.8
1056	2010/08/04 07:52:49	0.625	109.5	10.5
1057	2010/08/04 07:53:55	0.500	107.2	10.3

1058	2010/08/04 07:53:59	0.500	104.8	6.6
1059	2010/08/04 07:54:06	1.000	104.1	11.7
1060	2010/08/04 07:54:14	0.875	103.3	10.2
1061	2010/08/04 07:55:52	0.750	103.5	6.7
1062	2010/08/04 07:55:53	0.750	101.0	6.8
1063	2010/08/04 07:55:54	0.750	101.5	8.1
1064	2010/08/04 07:57:51	0.750	108.4	9.5
1065	2010/08/04 07:57:56	0.875	109.7	10.1
1066	2010/08/04 07:57:57	0.500	104.4	9.3
1067	2010/08/04 07:58:27	1.000	108.2	10.1
1068	2010/08/04 07:58:58	0.500	105.7	11.5
1069	2010/08/04 07:59:01	0.750	106.3	11.9
1070	2010/08/04 07:59:04	0.500	107.0	10.4
1071	2010/08/04 07:59:33	0.625	101.1	9.5
1072	2010/08/04 07:59:40	0.625	107.8	11.0
1073	2010/08/04 08:00:29	0.750	106.2	12.7
1074	2010/08/04 08:00:58	1.000	102.0	7.0
1075	2010/08/04 08:01:00	0.750	106.7	12.2
1076	2010/08/04 08:01:59	1.000	98.6	7.0
1077	2010/08/04 08:03:19	0.500	102.2	12.5
1078	2010/08/04 08:03:21	0.750	101.0	12.2
1079	2010/08/04 08:04:22	0.875	107.9	10.2
1080	2010/08/04 08:04:35	0.875	105.9	11.8
1081	2010/08/04 08:05:01	0.500	109.2	13.8
1082	2010/08/04 08:05:54	0.625	106.7	12.5
1083	2010/08/04 08:06:03	0.750	107.7	12.8
1084	2010/08/04 08:06:23	1.000	99.2	7.4
1085	2010/08/04 08:06:53	0.625	92.6	9.6
1086	2010/08/04 08:07:00	0.875	101.7	9.6
1087	2010/08/04 08:07:26	1.000	100.9	10.9
1088	2010/08/04 08:07:43	0.750	101.4	11.1
1089	2010/08/04 08:08:15	0.625	104.3	11.3
1090	2010/08/04 08:08:16	1.000	102.2	9.6
1091	2010/08/04 08:08:24	0.625	104.1	12.5
1092	2010/08/04 08:08:47	0.875	108.3	11.8
1093	2010/08/04 08:09:11	0.500	106.3	11.9
1094	2010/08/04 08:09:38	0.500	107.6	11.9
1095	2010/08/04 08:09:45	0.500	92.6	6.4
1096	2010/08/04 08:09:45	0.500	103.4	11.6
1097	2010/08/04 08:09:48	0.875	108.6	9.3
1098	2010/08/04 08:09:52	1.000	107.8	11.0
1099	2010/08/04 08:09:56	0.625	76.0	11.8
1100	2010/08/04 08:10:09	1.000	106.9	10.0
1101	2010/08/04 08:10:10	0.500	96.7	10.5
1102	2010/08/04 08:10:11	0.500	105.3	12.1
1103	2010/08/04 08:10:13	0.500	105.0	12.1
1104	2010/08/04 08:10:15	0.750	104.9	9.2
1105	2010/08/04 08:10:30	0.750	105.7	10.6

1106	2010/08/04 08:10:34	0.875	107.2	10.9
1107	2010/08/04 08:10:35	1.000	100.8	10.6
1108	2010/08/04 08:10:54	0.750	107.9	9.8
1109	2010/08/04 08:10:59	0.875	108.3	11.2
1110	2010/08/04 08:11:06	1.000	109.2	9.7
1111	2010/08/04 08:11:10	0.625	108.2	10.3
1112	2010/08/04 08:11:30	0.750	108.5	11.3
1113	2010/08/04 08:12:04	1.000	106.5	10.9
1114	2010/08/04 08:12:13	0.500	107.0	10.2
1115	2010/08/04 08:12:14	0.750	105.5	10.1
1116	2010/08/04 08:12:14	0.875	107.0	10.5
1117	2010/08/04 08:12:27	0.875	107.8	10.6
1118	2010/08/04 08:12:28	0.500	106.6	11.6
1119	2010/08/04 08:13:42	0.750	102.6	10.2
1120	2010/08/04 08:14:40	1.000	108.7	10.4
1121	2010/08/04 08:14:41	0.875	106.5	9.9
1122	2010/08/04 08:14:42	0.625	105.5	8.9
1123	2010/08/04 08:14:48	0.750	106.4	8.4
1124	2010/08/04 08:15:41	0.875	106.6	10.6
1125	2010/08/04 08:16:01	0.625	106.2	12.4
1126	2010/08/04 08:16:03	0.500	107.2	12.3
1127	2010/08/04 08:16:23	0.625	106.3	8.6
1128	2010/08/04 08:17:19	0.625	103.4	9.2
1129	2010/08/04 08:17:24	1.000	105.9	10.4
1130	2010/08/04 08:17:28	0.500	89.9	9.9
1131	2010/08/04 08:17:30	0.500	108.3	12.9
1132	2010/08/04 08:17:32	0.875	105.7	10.9
1133	2010/08/04 08:17:37	0.625	107.5	9.4
1134	2010/08/04 08:18:01	0.625	97.2	7.2
1135	2010/08/04 08:18:23	0.625	106.7	13.1
1136	2010/08/04 08:18:26	0.500	97.4	8.3
1137	2010/08/04 08:18:31	0.500	102.9	6.4
1138	2010/08/04 08:19:07	0.625	104.8	10.7
1139	2010/08/04 08:20:53	0.875	106.7	10.6
1140	2010/08/04 08:20:55	0.500	106.3	10.9
1141	2010/08/04 08:21:25	0.750	107.2	10.4
1142	2010/08/04 08:21:28	0.625	102.0	7.7
1143	2010/08/04 08:22:17	1.000	99.5	6.6
1144	2010/08/04 08:22:18	0.625	93.8	6.1
1145	2010/08/04 08:22:20	0.750	106.7	11.7
1146	2010/08/04 08:22:28	0.625	100.5	11.0
1147	2010/08/04 08:22:30	0.500	107.6	13.3
1148	2010/08/04 08:22:31	0.625	104.1	12.2
1149	2010/08/04 08:22:53	1.000	107.9	8.1
1150	2010/08/04 08:23:03	0.500	106.6	12.4
1151	2010/08/04 08:30:55	0.750	107.6	8.5
1152	2010/08/04 08:32:39	0.875	109.3	10.8
1153	2010/08/04 08:33:18	0.500	105.9	8.9

1154	2010/08/04 08:33:25	0.875	103.7	9.2
1155	2010/08/04 08:33:26	0.500	103.9	10.5
1156	2010/08/04 08:34:40	0.750	108.6	8.7
1157	2010/08/04 08:34:41	0.500	93.1	10.2
1158	2010/08/04 08:34:55	0.625	87.8	10.5
1159	2010/08/04 08:35:11	0.625	90.1	9.7
1160	2010/08/04 08:36:15	0.875	109.4	7.0
1161	2010/08/04 08:37:52	0.625	107.7	7.0
1162	2010/08/04 08:39:21	0.500	106.1	9.5
1163	2010/08/04 08:40:40	0.625	87.1	6.7
1164	2010/08/04 08:41:06	0.500	97.9	7.3
1165	2010/08/04 08:41:32	0.875	100.6	7.9
1166	2010/08/04 08:41:38	0.500	88.3	13.2
1167	2010/08/04 08:41:47	0.500	88.1	8.1
1168	2010/08/04 08:41:49	0.750	94.3	9.0
1169	2010/08/04 08:41:50	0.625	92.8	8.0
1170	2010/08/04 08:42:02	0.500	91.0	8.2
1171	2010/08/04 08:42:07	0.875	101.3	7.8
1172	2010/08/04 08:42:10	0.500	93.9	6.8
1173	2010/08/04 08:42:21	0.500	107.4	9.7
1174	2010/08/04 08:42:22	0.625	94.0	11.1
1175	2010/08/04 08:43:56	0.625	105.1	6.4
1176	2010/08/04 08:44:12	0.500	105.0	8.6
1177	2010/08/04 08:45:24	1.000	110.3	6.2
1178	2010/08/04 08:45:30	0.625	87.2	7.6
1179	2010/08/04 08:45:37	0.750	100.1	7.9
1180	2010/08/04 08:45:38	0.625	92.1	8.7
1181	2010/08/04 08:45:49	0.625	103.7	7.1
1182	2010/08/04 08:46:08	1.000	106.5	6.9
1183	2010/08/04 08:46:18	0.875	109.2	7.8
1184	2010/08/04 08:46:29	0.625	102.6	9.9
1185	2010/08/04 08:46:30	1.000	103.0	10.2
1186	2010/08/04 08:46:32	0.500	107.5	10.8
1187	2010/08/04 08:48:02	0.625	97.5	10.4
1188	2010/08/04 08:48:04	0.875	97.8	10.5
1189	2010/08/04 08:48:05	0.500	97.8	10.7
1190	2010/08/04 08:48:15	0.500	94.3	10.3
1191	2010/08/04 08:48:22	1.000	96.7	7.1
1192	2010/08/04 08:48:28	0.875	106.6	9.3
1193	2010/08/04 08:49:42	0.750	96.8	9.5
1194	2010/08/04 08:50:26	1.000	103.7	9.0
1195	2010/08/04 08:51:13	0.750	103.4	8.6
1196	2010/08/04 08:51:16	0.625	104.6	10.7
1197	2010/08/04 08:51:25	0.875	101.8	7.7
1198	2010/08/04 08:51:45	1.000	106.6	6.8
1199	2010/08/04 08:51:56	1.000	107.4	9.7
1200	2010/08/04 08:53:12	0.875	108.3	8.9
1201	2010/08/04 08:53:40	0.875	97.0	8.9

1202	2010/08/04 08:54:09	0.625	102.3	10.6
1203	2010/08/04 08:55:36	0.875	109.9	8.8
1204	2010/08/04 08:55:37	1.000	103.4	8.6
1205	2010/08/04 08:56:11	0.750	108.4	8.8
1206	2010/08/04 08:56:30	0.750	108.2	9.7
1207	2010/08/04 08:57:06	0.875	108.9	9.1
1208	2010/08/04 08:57:07	0.875	110.5	9.1
1209	2010/08/04 08:57:49	1.000	100.6	9.2
1210	2010/08/04 08:57:58	0.750	98.8	9.3
1211	2010/08/04 08:58:37	0.750	95.7	9.8
1212	2010/08/04 08:58:43	1.000	98.2	9.6
1213	2010/08/04 08:58:45	0.750	92.4	7.4
1214	2010/08/04 08:58:46	1.000	92.5	8.1
1215	2010/08/04 09:01:28	0.625	105.4	11.2
1216	2010/08/04 09:01:37	0.500	106.6	11.7
1217	2010/08/04 09:01:48	0.500	105.7	10.5
1218	2010/08/04 09:02:10	0.625	108.0	10.8
1219	2010/08/04 09:02:33	0.500	103.3	10.6
1220	2010/08/04 09:02:39	0.500	104.6	12.3
1221	2010/08/04 09:02:53	0.750	108.6	10.7
1222	2010/08/04 09:04:46	0.750	107.4	11.1
1223	2010/08/04 09:04:58	0.500	108.1	11.6
1224	2010/08/04 09:04:58	0.625	109.0	9.4
1225	2010/08/04 09:05:05	0.625	103.3	9.5
1226	2010/08/04 09:05:12	0.750	98.6	9.5
1227	2010/08/04 09:05:36	0.500	103.5	11.6
1228	2010/08/04 09:05:42	0.875	106.8	9.3
1229	2010/08/04 09:05:49	0.875	108.8	11.5
1230	2010/08/04 09:06:09	1.000	105.0	10.5
1231	2010/08/04 09:06:13	0.875	105.2	10.5
1232	2010/08/04 09:07:06	0.875	107.6	7.6
1233	2010/08/04 09:07:09	0.500	102.3	8.1
1234	2010/08/04 09:07:13	0.875	108.9	9.5
1235	2010/08/04 09:07:28	1.000	111.0	7.7
1236	2010/08/04 09:11:03	1.000	104.6	6.4
1237	2010/08/04 09:11:40	0.875	106.9	6.8
1238	2010/08/04 09:11:41	1.000	108.4	8.2
1239	2010/08/04 09:13:17	0.500	105.5	10.1
1240	2010/08/04 09:13:20	1.000	108.1	10.4
1241	2010/08/04 09:13:28	0.500	99.1	10.5
1242	2010/08/04 09:13:41	0.875	101.0	10.9
1243	2010/08/04 09:13:50	1.000	108.1	9.6
1244	2010/08/04 09:13:54	0.500	107.4	10.7
1245	2010/08/04 09:15:04	0.875	110.4	7.7
1246	2010/08/04 09:15:17	0.750	107.1	9.7
1247	2010/08/04 09:15:40	0.750	106.8	10.8
1248	2010/08/04 09:15:52	0.625	107.9	10.9
1249	2010/08/04 09:16:18	0.625	105.5	10.3

1250	2010/08/04 09:16:19	1.000	106.8	11.2
1251	2010/08/04 09:16:20	0.500	91.4	12.6
1252	2010/08/04 09:16:21	0.625	103.8	11.7
1253	2010/08/04 09:16:22	0.500	105.1	12.0
1254	2010/08/04 09:16:27	0.500	76.1	13.4
1255	2010/08/04 09:17:03	0.875	112.3	8.4
1256	2010/08/04 09:17:15	0.750	109.6	10.3
1257	2010/08/04 09:17:45	0.625	105.7	8.8
1258	2010/08/04 09:17:54	0.750	106.8	12.5
1259	2010/08/04 09:17:59	0.625	107.9	12.7
1260	2010/08/04 09:18:00	0.875	102.5	11.4
1261	2010/08/04 09:18:13	0.625	105.9	10.0
1262	2010/08/04 09:20:13	1.000	108.9	10.8
1263	2010/08/04 09:20:43	0.750	105.2	7.4
1264	2010/08/04 09:20:45	0.625	106.2	11.1
1265	2010/08/04 09:20:46	0.875	100.0	10.5
1266	2010/08/04 09:21:10	0.750	105.2	10.0
1267	2010/08/04 09:21:14	0.625	105.3	7.7
1268	2010/08/04 09:21:16	0.625	101.0	6.6
1269	2010/08/04 09:21:19	0.625	106.1	9.3
1270	2010/08/04 09:23:09	0.500	104.9	10.1
1271	2010/08/04 09:23:10	1.000	107.9	9.3
1272	2010/08/04 09:23:56	0.625	97.3	10.5
1273	2010/08/04 09:25:06	0.625	106.2	11.4
1274	2010/08/04 09:25:14	1.000	111.9	8.8
1275	2010/08/04 09:25:21	0.750	106.5	9.2
1276	2010/08/04 09:27:01	1.000	111.4	8.5
1277	2010/08/04 09:27:10	0.500	109.1	12.0
1278	2010/08/04 09:28:44	0.750	93.8	8.4
1279	2010/08/04 09:28:50	0.750	104.8	9.7
1280	2010/08/04 09:29:08	0.750	108.4	8.5
1281	2010/08/04 09:29:18	0.625	107.8	10.6
1282	2010/08/04 09:29:22	0.875	107.6	10.3
1283	2010/08/04 09:30:00	1.000	111.0	7.2
1284	2010/08/04 09:30:04	0.875	108.0	7.5
1285	2010/08/04 09:30:16	0.750	103.5	10.1
1286	2010/08/04 09:30:23	0.875	110.8	9.2
1287	2010/08/04 09:30:24	0.500	105.3	9.3
1288	2010/08/04 09:30:25	0.750	107.9	8.0
1289	2010/08/04 09:30:26	0.875	99.0	9.2
1290	2010/08/04 09:30:42	0.875	110.1	8.5
1291	2010/08/04 09:30:49	0.875	114.3	6.3
1292	2010/08/04 09:31:46	0.875	102.5	9.3
1293	2010/08/04 09:32:03	1.000	108.5	10.9
1294	2010/08/04 09:32:23	1.000	112.1	8.2
1295	2010/08/04 09:32:47	1.000	114.8	7.8
1296	2010/08/04 09:33:39	0.875	107.7	6.9
1297	2010/08/04 09:34:03	0.625	108.7	9.7

1298	2010/08/04 09:34:23	0.875	109.7	10.1
1299	2010/08/04 09:34:29	0.750	109.0	10.9
1300	2010/08/04 09:35:15	0.625	105.3	6.8
1301	2010/08/04 09:35:21	1.000	107.0	8.3
1302	2010/08/04 09:35:49	1.000	109.9	9.1
1303	2010/08/04 09:36:11	0.875	109.2	8.6
1304	2010/08/04 09:36:18	0.875	112.6	6.7
1305	2010/08/04 09:37:20	0.500	107.8	7.1
1306	2010/08/04 09:37:37	0.625	111.2	11.0
1307	2010/08/04 09:37:49	0.875	114.0	9.0
1308	2010/08/04 09:37:59	1.000	112.1	7.3
1309	2010/08/04 09:38:14	0.625	109.7	6.6
1310	2010/08/04 09:38:22	0.625	105.3	7.2
1311	2010/08/04 09:38:33	0.750	111.1	11.4
1312	2010/08/04 09:39:59	1.000	110.6	7.2
1313	2010/08/04 09:40:00	1.000	106.4	7.0
1314	2010/08/04 09:40:09	0.750	108.5	8.8
1315	2010/08/04 09:40:10	0.625	110.3	9.6
1316	2010/08/04 09:40:19	1.000	110.4	6.4
1317	2010/08/04 09:40:41	0.750	112.7	8.3
1318	2010/08/04 09:41:02	0.625	103.2	8.6
1319	2010/08/04 09:41:22	1.000	99.2	11.8
1320	2010/08/04 09:41:42	0.750	103.1	9.1
1321	2010/08/04 09:41:51	0.875	95.1	9.1
1322	2010/08/04 09:41:56	0.875	94.0	8.8
1323	2010/08/04 09:41:58	0.500	105.8	14.0
1324	2010/08/04 09:42:28	0.750	105.5	7.2
1325	2010/08/04 09:43:17	1.000	114.9	6.4
1326	2010/08/04 09:43:25	0.500	110.0	9.8
1327	2010/08/04 09:43:27	1.000	115.1	6.6
1328	2010/08/04 09:44:23	0.875	103.1	8.4
1329	2010/08/04 09:46:04	0.875	106.1	6.9
1330	2010/08/04 09:46:17	1.000	111.6	6.9
1331	2010/08/04 09:46:28	0.750	108.8	7.5
1332	2010/08/04 09:46:41	0.500	106.1	7.5
1333	2010/08/04 09:46:48	0.500	103.2	7.8
1334	2010/08/04 09:47:07	0.875	106.8	7.7
1335	2010/08/04 09:47:34	0.625	105.1	7.8
1336	2010/08/04 09:47:45	0.625	102.9	7.6
1337	2010/08/04 09:48:08	0.625	99.0	8.5
1338	2010/08/04 09:48:09	0.500	96.6	9.0
1339	2010/08/04 09:48:24	0.875	99.6	9.1
1340	2010/08/04 09:48:29	1.000	97.2	11.4
1341	2010/08/04 09:48:32	0.500	97.8	9.4
1342	2010/08/04 09:48:33	0.875	105.8	12.0
1343	2010/08/04 09:49:39	1.000	109.3	6.8
1344	2010/08/04 09:50:10	0.500	109.5	11.8
1345	2010/08/04 09:51:14	0.750	88.4	10.1

1346	2010/08/04 09:52:23	0.875	82.7	8.0
1347	2010/08/04 09:52:40	0.750	82.0	10.6
1348	2010/08/04 09:52:44	0.625	78.6	11.5
1349	2010/08/04 09:53:25	0.625	108.9	9.0
1350	2010/08/04 09:54:15	0.875	102.4	8.4
1351	2010/08/04 09:54:44	0.750	102.9	6.9
1352	2010/08/04 09:54:49	1.000	103.3	6.8
1353	2010/08/04 09:55:34	0.625	110.0	7.9
1354	2010/08/04 09:57:25	0.625	97.0	8.9
1355	2010/08/04 09:57:26	0.750	109.9	8.2
1356	2010/08/04 09:57:36	1.000	101.9	7.0
1357	2010/08/04 09:58:23	0.750	102.3	7.9
1358	2010/08/04 09:58:28	0.750	108.1	9.2
1359	2010/08/04 09:58:34	0.750	105.2	9.7
1360	2010/08/04 09:58:39	0.875	102.2	9.9
1361	2010/08/04 09:58:43	0.750	105.8	11.6
1362	2010/08/04 09:58:45	0.500	101.4	9.0
1363	2010/08/04 09:58:52	0.500	92.0	8.8
1364	2010/08/04 09:59:12	0.625	107.3	8.8
1365	2010/08/04 09:59:13	1.000	108.8	9.8
1366	2010/08/04 09:59:25	0.875	103.5	8.2
1367	2010/08/04 09:59:26	0.500	99.0	8.1
1368	2010/08/04 09:59:27	0.875	96.4	8.1
1369	2010/08/04 09:59:31	0.875	99.2	11.0
1370	2010/08/04 09:59:32	0.625	102.7	12.3
1371	2010/08/04 09:59:33	0.500	96.6	12.7
1372	2010/08/04 09:59:37	0.875	100.9	8.7
1373	2010/08/04 09:59:38	0.625	104.5	10.7
1374	2010/08/04 09:59:40	0.500	92.1	11.9
1375	2010/08/04 09:59:45	1.000	106.3	9.1
1376	2010/08/04 09:59:59	0.750	102.8	10.3
1377	2010/08/04 10:00:01	0.750	101.0	9.4
1378	2010/08/04 10:00:17	1.000	107.7	9.6
1379	2010/08/04 10:00:26	1.000	102.8	10.1
1380	2010/08/04 10:00:29	0.625	104.5	7.6
1381	2010/08/04 10:00:31	0.625	108.1	11.6
1382	2010/08/04 10:00:33	0.500	106.3	10.9
1383	2010/08/04 10:00:39	1.000	101.7	8.5
1384	2010/08/04 10:02:32	0.875	104.2	8.5
1385	2010/08/04 10:02:36	0.500	88.4	7.9
1386	2010/08/04 10:02:49	1.000	106.2	9.0
1387	2010/08/04 10:03:05	0.500	97.7	8.0
1388	2010/08/04 10:03:06	0.625	99.5	8.2
1389	2010/08/04 10:03:07	0.500	102.6	11.8
1390	2010/08/04 10:03:09	0.750	105.1	12.0
1391	2010/08/04 10:03:11	0.500	102.7	11.0
1392	2010/08/04 10:03:15	0.875	107.4	8.9
1393	2010/08/04 10:03:34	0.875	101.8	9.4

1394	2010/08/04 10:03:37	0.625	103.4	8.8
1395	2010/08/04 10:03:42	1.000	105.1	7.8
1396	2010/08/04 10:03:43	1.000	105.9	9.5
1397	2010/08/04 10:03:45	0.500	104.8	9.8
1398	2010/08/04 10:03:59	1.000	108.9	10.2
1399	2010/08/04 10:04:03	0.625	69.9	11.0
1400	2010/08/04 10:04:06	0.750	105.8	13.0
1401	2010/08/04 10:04:16	0.500	101.0	8.9
1402	2010/08/04 10:04:17	0.625	102.8	10.7
1403	2010/08/04 10:04:28	0.625	103.5	8.7
1404	2010/08/04 10:04:29	0.750	109.2	11.2
1405	2010/08/04 10:05:08	0.500	101.7	9.1
1406	2010/08/04 10:05:09	0.625	105.1	11.5
1407	2010/08/04 10:05:10	0.875	105.9	11.8
1408	2010/08/04 10:05:16	0.625	99.3	10.3
1409	2010/08/04 10:05:16	0.500	97.7	9.1
1410	2010/08/04 10:05:21	1.000	102.9	6.4
1411	2010/08/04 10:05:25	0.500	71.1	13.3
1412	2010/08/04 10:05:27	0.750	97.2	12.5
1413	2010/08/04 10:05:48	0.875	105.3	10.9
1414	2010/08/04 10:05:50	0.500	107.5	12.2
1415	2010/08/04 10:05:58	1.000	108.9	10.0
1416	2010/08/04 10:06:32	0.875	110.5	8.2
1417	2010/08/04 10:07:16	0.500	65.6	10.6
1418	2010/08/04 10:07:17	0.500	91.0	11.2
1419	2010/08/04 10:07:17	0.500	82.1	11.8
1420	2010/08/04 10:07:23	1.000	106.6	10.4
1421	2010/08/04 10:07:41	0.875	107.3	7.0
1422	2010/08/04 10:08:03	0.875	109.9	8.9
1423	2010/08/04 10:09:58	0.625	109.3	6.4
1424	2010/08/04 10:11:53	0.750	103.3	7.3
1425	2010/08/04 10:12:21	0.875	105.8	8.2
1426	2010/08/04 10:12:22	0.750	102.6	8.3
1427	2010/08/04 10:13:15	0.750	100.3	9.4
1428	2010/08/04 10:13:33	1.000	102.6	7.0
1429	2010/08/04 10:13:37	0.875	95.1	11.2
1430	2010/08/04 10:13:41	0.875	107.1	9.2
1431	2010/08/04 10:13:51	0.875	102.3	8.0
1432	2010/08/04 10:14:38	0.625	99.7	8.6
1433	2010/08/04 10:14:42	0.625	99.5	9.7
1434	2010/08/04 10:15:07	0.625	100.1	8.4
1435	2010/08/04 10:15:08	0.875	101.2	7.8
1436	2010/08/04 10:15:13	0.625	91.4	9.2
1437	2010/08/04 10:15:20	0.750	99.3	6.3
1438	2010/08/04 10:15:24	0.875	101.7	8.0
1439	2010/08/04 10:15:25	0.625	99.6	10.1
1440	2010/08/04 10:16:01	0.875	117.8	8.4
1441	2010/08/04 10:16:22	0.625	101.6	9.1

1442	2010/08/04 10:16:23	0.875	101.8	9.9
1443	2010/08/04 10:16:38	0.750	108.0	10.4
1444	2010/08/04 10:16:43	0.750	103.4	11.1
1445	2010/08/04 10:17:30	0.625	100.7	8.2
1446	2010/08/04 10:17:34	0.875	106.6	8.9
1447	2010/08/04 10:17:52	0.625	94.9	7.2
1448	2010/08/04 10:18:13	0.875	104.9	9.5
1449	2010/08/04 10:18:18	0.500	105.7	9.4
1450	2010/08/04 10:18:19	0.625	103.0	9.2
1451	2010/08/04 10:18:21	1.000	107.4	8.6
1452	2010/08/04 10:18:22	0.750	99.0	8.9
1453	2010/08/04 10:18:25	0.500	86.6	11.0
1454	2010/08/04 10:18:25	0.500	90.5	10.3
1455	2010/08/04 10:18:29	0.625	85.3	12.4
1456	2010/08/04 10:18:29	0.750	94.9	12.5
1457	2010/08/04 10:18:30	0.500	89.2	12.1
1458	2010/08/04 10:20:04	0.750	97.1	7.7
1459	2010/08/04 10:20:11	0.875	99.5	9.5
1460	2010/08/04 10:20:19	0.625	98.8	9.6
1461	2010/08/04 10:22:29	0.875	97.5	10.3
1462	2010/08/04 10:22:46	0.625	104.1	10.4
1463	2010/08/04 10:23:47	1.000	99.3	8.2
1464	2010/08/04 10:25:46	0.750	97.2	6.6
1465	2010/08/04 10:25:54	0.500	96.6	8.0
1466	2010/08/04 10:26:35	0.625	102.0	8.5
1467	2010/08/04 10:29:04	0.750	105.9	8.5
1468	2010/08/04 10:29:31	0.875	110.4	10.5
1469	2010/08/04 10:30:02	0.625	91.2	11.5
1470	2010/08/04 10:30:05	0.625	96.6	12.2
1471	2010/08/04 10:30:23	0.875	83.7	9.7
1472	2010/08/04 10:30:28	0.500	82.5	11.6
1473	2010/08/04 10:30:29	0.625	93.9	13.6
1474	2010/08/04 10:30:33	0.500	85.7	13.6
1475	2010/08/04 10:30:35	0.625	85.8	11.9
1476	2010/08/04 10:30:51	0.625	84.5	13.4
1477	2010/08/04 10:31:39	0.500	92.1	9.5
1478	2010/08/04 10:31:58	1.000	108.3	8.1
1479	2010/08/04 10:32:41	1.000	109.4	9.6
1480	2010/08/04 10:32:45	0.625	106.8	7.8
1481	2010/08/04 10:32:48	0.625	109.7	9.6
1482	2010/08/04 10:35:57	0.750	96.5	8.2
1483	2010/08/04 10:36:18	0.625	109.1	10.4
1484	2010/08/04 10:37:10	0.500	107.9	8.6
1485	2010/08/04 10:38:07	0.500	90.5	12.8
1486	2010/08/04 10:38:08	0.625	81.8	13.1
1487	2010/08/04 10:38:09	1.000	85.1	10.3
1488	2010/08/04 10:38:11	0.500	78.2	11.2
1489	2010/08/04 10:38:39	0.500	104.1	10.0

1490	2010/08/04 10:39:04	0.500	92.0	10.2
1491	2010/08/04 10:39:27	0.500	96.8	9.4
1492	2010/08/04 10:39:39	0.750	100.3	9.0
1493	2010/08/04 10:39:53	1.000	107.2	8.8
1494	2010/08/04 10:40:00	0.500	100.3	11.6
1495	2010/08/04 10:40:01	0.500	104.4	11.3
1496	2010/08/04 10:40:05	0.750	108.2	11.4
1497	2010/08/04 10:40:10	0.875	110.1	9.8
1498	2010/08/04 10:40:12	1.000	110.9	8.6
1499	2010/08/04 10:40:20	0.875	111.7	7.8
1500	2010/08/04 10:41:03	0.625	87.5	10.3
1501	2010/08/04 10:41:28	1.000	111.0	8.3
1502	2010/08/04 10:43:23	0.750	107.0	10.3
1503	2010/08/04 10:43:25	0.875	106.6	10.0
1504	2010/08/04 10:43:28	0.500	104.7	9.1
1505	2010/08/04 10:43:44	0.500	105.5	7.1
1506	2010/08/04 10:43:45	0.875	109.6	9.4
1507	2010/08/04 10:43:49	0.500	106.9	10.2
1508	2010/08/04 10:43:50	0.625	106.6	10.5
1509	2010/08/04 10:44:45	1.000	101.2	9.9
1510	2010/08/04 10:46:10	0.500	108.0	12.4
1511	2010/08/04 10:46:29	0.500	102.1	7.8
1512	2010/08/04 10:46:30	0.500	100.2	8.4
1513	2010/08/04 10:46:33	0.500	96.2	9.1
1514	2010/08/04 10:46:33	0.875	105.2	10.1
1515	2010/08/04 10:46:36	1.000	107.5	10.4
1516	2010/08/04 10:46:37	0.625	106.2	10.1
1517	2010/08/04 10:47:00	1.000	106.0	8.0
1518	2010/08/04 10:48:28	1.000	104.6	10.2
1519	2010/08/04 10:48:31	1.000	107.5	10.5
1520	2010/08/04 10:48:33	0.500	104.9	9.3
1521	2010/08/04 10:48:34	1.000	105.6	10.1
1522	2010/08/04 10:48:46	0.500	108.2	11.2
1523	2010/08/04 10:48:57	0.875	111.9	7.8
1524	2010/08/04 10:49:11	0.500	110.9	12.2
1525	2010/08/04 10:50:56	1.000	108.0	9.4
1526	2010/08/04 10:51:01	0.625	108.1	8.3
1527	2010/08/04 10:51:19	1.000	111.2	8.3
1528	2010/08/04 10:52:09	0.500	109.5	10.0
1529	2010/08/04 10:52:40	0.500	108.3	12.7
1530	2010/08/04 10:52:57	1.000	109.0	10.1
1531	2010/08/04 10:53:09	0.625	106.0	8.6
1532	2010/08/04 10:53:28	0.500	106.9	9.7
1533	2010/08/04 10:54:01	0.625	105.8	10.3
1534	2010/08/04 10:54:02	0.500	106.5	10.7
1535	2010/08/04 10:54:11	0.750	108.2	9.3
1536	2010/08/04 10:54:12	1.000	109.4	9.0
1537	2010/08/04 10:54:32	0.625	107.2	11.2

1538	2010/08/04 10:54:33	0.750	109.8	11.4
1539	2010/08/04 10:54:40	0.750	109.0	9.8
1540	2010/08/04 10:54:41	0.750	109.4	9.9
1541	2010/08/04 10:55:02	0.625	109.6	9.1
1542	2010/08/04 10:55:03	1.000	110.0	8.7
1543	2010/08/04 10:55:04	1.000	111.1	10.8
1544	2010/08/04 10:55:13	0.500	102.8	7.1
1545	2010/08/04 10:55:17	0.875	107.9	10.7
1546	2010/08/04 10:55:27	0.875	108.2	11.2
1547	2010/08/04 10:55:50	0.750	109.6	8.9
1548	2010/08/04 10:55:51	0.625	105.2	8.6
1549	2010/08/04 10:56:02	0.875	108.3	7.5
1550	2010/08/04 10:56:04	0.625	112.4	7.9
1551	2010/08/04 10:56:17	0.625	99.5	7.3
1552	2010/08/04 10:56:18	0.500	101.0	8.1
1553	2010/08/04 10:56:19	0.750	105.2	11.6
1554	2010/08/04 10:56:29	0.500	104.4	6.9
1555	2010/08/04 10:56:30	0.500	104.2	6.9
1556	2010/08/04 10:56:33	0.750	100.4	7.8
1557	2010/08/04 10:56:35	1.000	109.6	9.7
1558	2010/08/04 10:56:41	0.625	102.1	8.1
1559	2010/08/04 10:56:43	0.500	106.3	9.2
1560	2010/08/04 10:56:50	0.500	98.2	9.0
1561	2010/08/04 10:56:50	0.500	101.3	9.6
1562	2010/08/04 10:57:10	1.000	111.3	6.5
1563	2010/08/04 10:57:18	0.875	109.7	7.2
1564	2010/08/04 10:57:48	0.500	102.5	7.3
1565	2010/08/04 10:57:49	0.625	99.1	7.8
1566	2010/08/04 10:58:05	0.500	101.8	8.6
1567	2010/08/04 10:58:06	0.500	97.2	8.4
1568	2010/08/04 10:58:07	1.000	107.4	9.8
1569	2010/08/04 10:58:08	0.625	101.5	10.0
1570	2010/08/04 10:58:14	0.500	105.0	8.7
1571	2010/08/04 10:58:15	0.875	103.7	8.8
1572	2010/08/04 10:58:16	0.875	107.7	10.7
1573	2010/08/04 10:59:37	0.625	107.3	11.9
1574	2010/08/04 10:59:51	0.750	106.0	9.7
1575	2010/08/04 11:01:01	0.625	104.4	8.1
1576	2010/08/04 11:01:18	1.000	107.4	10.6
1577	2010/08/04 11:01:21	1.000	104.7	9.7
1578	2010/08/04 11:01:24	0.625	90.8	10.6
1579	2010/08/04 11:01:25	0.625	98.1	12.3
1580	2010/08/04 11:01:31	0.500	106.8	10.1
1581	2010/08/04 11:01:41	0.750	106.8	9.8
1582	2010/08/04 11:01:43	0.750	109.1	11.1
1583	2010/08/04 11:02:19	0.875	106.1	12.0
1584	2010/08/04 11:02:20	1.000	106.8	10.8
1585	2010/08/04 11:02:22	0.500	106.4	11.1

1586	2010/08/04 11:02:27	0.500	105.7	9.0
1587	2010/08/04 11:02:31	0.875	110.8	9.8
1588	2010/08/04 11:02:48	1.000	112.2	8.9
1589	2010/08/04 11:02:50	0.875	110.8	9.3
1590	2010/08/04 11:02:55	0.500	107.1	8.9
1591	2010/08/04 11:03:07	0.625	108.1	10.6
1592	2010/08/04 11:03:15	1.000	105.8	7.6
1593	2010/08/04 11:03:37	0.500	107.2	8.4
1594	2010/08/04 11:03:40	1.000	109.9	12.2
1595	2010/08/04 11:03:59	0.750	109.0	9.9
1596	2010/08/04 11:04:06	0.750	108.3	9.2
1597	2010/08/04 11:04:14	0.500	108.4	9.2
1598	2010/08/04 11:04:15	0.875	107.2	8.5
1599	2010/08/04 11:04:16	0.750	107.2	9.7
1600	2010/08/04 11:04:31	1.000	109.8	8.6
1601	2010/08/04 11:04:32	0.500	109.0	10.9
1602	2010/08/04 11:04:33	0.500	106.5	11.1
1603	2010/08/04 11:04:35	0.500	106.7	10.8
1604	2010/08/04 11:04:37	1.000	111.6	9.8
1605	2010/08/04 11:04:53	0.625	107.9	8.7
1606	2010/08/04 11:04:58	0.625	106.6	9.5
1607	2010/08/04 11:05:04	0.750	111.5	7.8
1608	2010/08/04 11:05:05	0.750	108.4	7.7
1609	2010/08/04 11:05:11	1.000	110.1	7.0
1610	2010/08/04 11:05:15	0.750	110.2	8.8
1611	2010/08/04 11:06:01	0.625	111.0	11.3
1612	2010/08/04 11:06:08	0.500	108.3	6.8
1613	2010/08/04 11:06:09	1.000	108.1	8.2
1614	2010/08/04 11:06:14	0.500	108.9	9.8
1615	2010/08/04 11:06:14	0.875	111.8	10.4
1616	2010/08/04 11:06:20	0.500	108.5	6.5
1617	2010/08/04 11:06:40	0.875	112.8	7.3
1618	2010/08/04 11:06:40	1.000	110.2	7.7
1619	2010/08/04 11:07:27	0.875	109.7	8.6
1620	2010/08/04 11:07:30	0.750	108.5	8.5
1621	2010/08/04 11:07:43	0.625	109.5	9.2
1622	2010/08/04 11:07:44	0.875	109.4	9.4
1623	2010/08/04 11:07:45	0.500	107.3	9.1
1624	2010/08/04 11:07:57	0.500	108.6	8.3
1625	2010/08/04 11:08:29	0.750	110.6	8.8
1626	2010/08/04 11:09:14	0.625	109.7	11.9
1627	2010/08/04 11:09:27	1.000	110.0	8.4
1628	2010/08/04 11:11:56	0.625	106.8	10.4
1629	2010/08/04 11:12:09	0.500	107.9	10.1
1630	2010/08/04 11:12:15	0.625	107.1	8.6
1631	2010/08/04 11:12:18	0.625	100.3	9.3
1632	2010/08/04 11:13:46	0.500	84.1	10.7
1633	2010/08/04 11:13:57	0.750	97.1	10.4

1634	2010/08/04 11:14:01	0.625	97.6	11.5
1635	2010/08/04 11:14:02	1.000	99.6	9.0
1636	2010/08/04 11:14:06	0.875	98.9	9.6
1637	2010/08/04 11:14:11	0.875	99.9	7.0
1638	2010/08/04 11:17:30	0.500	108.6	8.2
1639	2010/08/04 11:18:46	0.625	113.3	8.3
1640	2010/08/04 11:19:08	0.875	112.6	8.4
1641	2010/08/04 11:19:17	1.000	112.5	8.4
1642	2010/08/04 11:19:36	0.625	109.9	8.1
1643	2010/08/04 11:19:37	0.500	103.2	9.3
1644	2010/08/04 11:19:38	0.500	107.6	11.1
1645	2010/08/04 11:19:40	0.500	99.5	12.6
1646	2010/08/04 11:21:18	0.750	109.8	9.0
1647	2010/08/04 11:21:21	0.500	107.6	9.2
1648	2010/08/04 11:21:37	0.500	105.0	11.9
1649	2010/08/04 11:21:41	0.500	104.4	10.6
1650	2010/08/04 11:21:47	0.500	107.7	9.4
1651	2010/08/04 11:22:05	0.750	108.0	10.0
1652	2010/08/04 11:22:08	0.500	100.7	10.8
1653	2010/08/04 11:23:06	0.500	109.5	13.0
1654	2010/08/04 11:23:14	1.000	112.0	8.2
1655	2010/08/04 11:23:15	0.750	107.8	8.9
1656	2010/08/04 11:23:27	1.000	109.6	10.1
1657	2010/08/04 11:23:32	0.500	107.1	9.6
1658	2010/08/04 11:23:38	0.750	108.4	9.5
1659	2010/08/04 11:23:52	0.500	108.2	12.4
1660	2010/08/04 11:23:52	0.625	108.5	11.7
1661	2010/08/04 11:23:53	1.000	108.2	9.7
1662	2010/08/04 11:24:03	0.500	105.3	9.2
1663	2010/08/04 11:24:07	1.000	108.7	10.0
1664	2010/08/04 11:24:11	0.625	106.1	8.8
1665	2010/08/04 11:24:12	1.000	110.4	10.0
1666	2010/08/04 11:24:14	0.500	108.2	10.6
1667	2010/08/04 11:24:32	0.875	109.6	11.3
1668	2010/08/04 11:24:35	0.500	92.8	11.6
1669	2010/08/04 11:24:40	0.625	106.8	11.7
1670	2010/08/04 11:24:42	0.625	88.7	13.7
1671	2010/08/04 11:24:45	1.000	110.0	11.7
1672	2010/08/04 11:25:01	0.875	107.6	8.2
1673	2010/08/04 11:25:02	0.875	108.6	10.0
1674	2010/08/04 11:25:19	0.625	107.4	7.7
1675	2010/08/04 11:25:20	1.000	106.9	8.9
1676	2010/08/04 11:25:21	0.750	106.3	10.2
1677	2010/08/04 11:25:26	1.000	108.8	11.1
1678	2010/08/04 11:25:29	0.750	109.3	10.9
1679	2010/08/04 11:25:30	0.625	108.4	10.8
1680	2010/08/04 11:25:31	0.875	110.9	10.2
1681	2010/08/04 11:25:36	0.625	104.9	11.9

1682	2010/08/04 11:25:39	0.875	104.8	8.9
1683	2010/08/04 11:25:41	0.875	108.7	12.3
1684	2010/08/04 11:25:47	0.500	107.5	7.7
1685	2010/08/04 11:25:50	0.875	108.3	9.7
1686	2010/08/04 11:26:18	0.625	110.4	6.5
1687	2010/08/04 11:26:58	0.500	108.3	8.0
1688	2010/08/04 11:27:57	0.625	109.2	8.3
1689	2010/08/04 11:27:59	0.500	107.9	11.6
1690	2010/08/04 11:28:02	0.875	109.6	8.3
1691	2010/08/04 11:28:05	0.500	106.1	8.0
1692	2010/08/04 11:28:43	0.750	110.8	9.9
1693	2010/08/04 11:28:47	1.000	111.3	8.2
1694	2010/08/04 11:29:22	1.000	111.6	7.3
1695	2010/08/04 11:30:28	0.625	109.3	11.8
1696	2010/08/04 11:32:12	0.500	108.1	13.8
1697	2010/08/04 11:32:54	0.500	107.2	13.4
1698	2010/08/04 11:33:13	0.625	104.7	12.8
1699	2010/08/04 11:33:56	0.625	107.2	13.6
1700	2010/08/04 11:34:12	0.625	91.4	11.6
1701	2010/08/04 11:34:22	0.625	103.3	13.5
1702	2010/08/04 11:34:48	0.750	90.3	8.5
1703	2010/08/04 11:35:43	1.000	105.1	11.8
1704	2010/08/04 11:37:31	0.875	107.0	11.5
1705	2010/08/04 11:38:34	1.000	107.8	9.6
1706	2010/08/04 11:38:35	0.625	109.5	9.5
1707	2010/08/04 11:38:36	0.500	109.2	11.2
1708	2010/08/04 11:38:41	0.500	107.8	10.0
1709	2010/08/04 11:38:44	0.500	106.8	9.1
1710	2010/08/04 11:38:50	0.500	107.5	10.8
1711	2010/08/04 11:39:00	1.000	108.4	11.6
1712	2010/08/04 11:40:00	0.625	104.4	13.0
1713	2010/08/04 11:41:40	1.000	104.1	10.3
1714	2010/08/04 11:42:28	0.625	105.4	13.0
1715	2010/08/04 11:42:30	0.500	107.1	13.1
1716	2010/08/04 11:42:31	0.875	108.4	8.8
1717	2010/08/04 11:42:42	0.625	108.4	12.2
1718	2010/08/04 11:42:44	0.875	103.9	10.3
1719	2010/08/04 11:42:45	0.500	107.7	11.7
1720	2010/08/04 11:44:09	0.500	107.2	13.3
1721	2010/08/04 11:44:16	0.750	102.9	11.4
1722	2010/08/04 11:44:24	0.625	105.0	12.2
1723	2010/08/04 11:44:45	0.500	105.8	13.3
1724	2010/08/04 11:45:15	1.000	108.8	10.9
1725	2010/08/04 11:45:18	0.875	108.5	10.7
1726	2010/08/04 11:45:22	1.000	104.7	12.0
1727	2010/08/04 11:45:33	0.625	102.3	10.4
1728	2010/08/04 11:45:35	0.625	103.5	12.7
1729	2010/08/04 11:45:39	0.500	108.4	11.4

1730	2010/08/04 11:45:41	1.000	109.5	10.5
1731	2010/08/04 11:45:44	0.625	103.9	9.5
1732	2010/08/04 11:45:49	0.875	106.5	9.8
1733	2010/08/04 11:45:53	1.000	109.8	9.4
1734	2010/08/04 11:46:49	1.000	111.3	9.4
1735	2010/08/04 11:47:13	0.500	107.5	13.3
1736	2010/08/04 11:47:20	0.750	112.0	6.9
1737	2010/08/04 11:48:02	0.875	105.2	12.3
1738	2010/08/04 11:48:26	0.500	106.0	8.2
1739	2010/08/04 11:48:27	0.500	104.6	8.6
1740	2010/08/04 11:48:42	0.875	86.3	12.5
1741	2010/08/04 11:49:16	0.625	108.1	10.2
1742	2010/08/04 11:49:33	0.875	111.2	8.1
1743	2010/08/04 11:50:12	0.875	109.6	8.3
1744	2010/08/04 11:50:29	0.500	108.0	12.6
1745	2010/08/04 11:50:55	1.000	100.8	9.3
1746	2010/08/04 11:51:05	0.750	103.5	12.6
1747	2010/08/04 11:53:03	0.500	105.6	13.1
1748	2010/08/04 11:54:16	0.750	106.1	12.4
1749	2010/08/04 11:54:29	0.625	103.2	10.3
1750	2010/08/04 11:54:36	0.625	103.6	13.2
1751	2010/08/04 11:54:37	0.625	102.2	11.2
1752	2010/08/04 11:55:40	0.500	109.2	13.9
1753	2010/08/04 11:55:54	0.500	106.1	12.0
1754	2010/08/04 11:55:55	0.500	105.9	11.5
1755	2010/08/04 11:55:58	0.875	105.8	9.7
1756	2010/08/04 11:56:24	1.000	111.5	10.2
1757	2010/08/04 11:57:25	0.500	107.2	11.7
1758	2010/08/04 11:57:35	1.000	110.2	9.8
1759	2010/08/04 11:57:51	0.875	111.6	10.4
1760	2010/08/04 11:59:35	0.625	103.0	10.4
1761	2010/08/04 11:59:55	1.000	93.2	8.4
1762	2010/08/04 12:01:01	0.625	95.7	12.5
1763	2010/08/04 12:02:15	0.750	100.1	11.2
1764	2010/08/04 12:03:51	0.625	96.9	9.7
1765	2010/08/04 12:04:34	0.500	102.7	11.9
1766	2010/08/04 12:04:54	0.750	91.1	10.7
1767	2010/08/04 12:06:40	1.000	99.1	9.8
1768	2010/08/04 12:08:05	0.750	102.0	12.0
1769	2010/08/04 12:08:07	0.875	101.9	12.2
1770	2010/08/04 12:09:03	1.000	100.4	9.8
1771	2010/08/04 12:09:20	1.000	101.1	10.3
1772	2010/08/04 12:09:23	0.750	101.4	12.3
1773	2010/08/04 12:09:30	0.625	104.8	12.1
1774	2010/08/04 12:09:37	0.500	105.3	12.3
1775	2010/08/04 12:10:03	0.875	107.5	12.3
1776	2010/08/04 12:10:16	0.750	106.0	10.8
1777	2010/08/04 12:10:22	0.875	106.9	11.2

1778	2010/08/04 12:10:35	1.000	103.6	8.3
1779	2010/08/04 12:10:41	0.750	102.7	10.9
1780	2010/08/04 12:10:44	0.500	103.5	10.9
1781	2010/08/04 12:10:46	1.000	107.2	11.8
1782	2010/08/04 12:10:58	0.625	107.9	10.7
1783	2010/08/04 12:10:59	0.625	107.5	11.7
1784	2010/08/04 12:11:50	0.625	105.2	11.7
1785	2010/08/04 12:11:58	0.750	106.7	11.5
1786	2010/08/04 12:12:07	0.500	107.3	12.6
1787	2010/08/04 12:12:07	0.875	106.8	11.3
1788	2010/08/04 12:12:42	0.875	99.8	9.3
1789	2010/08/04 12:12:47	0.750	105.7	12.2
1790	2010/08/04 12:13:01	0.750	106.2	10.3
1791	2010/08/04 12:13:13	0.625	101.9	10.5
1792	2010/08/04 12:13:21	0.875	102.4	11.3
1793	2010/08/04 12:13:29	1.000	101.3	9.5
1794	2010/08/04 12:13:39	0.750	107.7	10.3
1795	2010/08/04 12:13:40	1.000	106.6	9.5
1796	2010/08/04 12:13:46	1.000	109.3	10.0
1797	2010/08/04 12:13:50	0.500	107.6	10.5
1798	2010/08/04 12:13:59	0.500	99.4	10.9
1799	2010/08/04 12:14:18	0.750	96.5	9.0
1800	2010/08/04 12:14:19	1.000	102.7	11.7
1801	2010/08/04 12:14:23	0.875	105.0	10.4
1802	2010/08/04 12:14:26	0.500	106.3	12.2
1803	2010/08/04 12:14:27	1.000	104.8	10.9
1804	2010/08/04 12:14:34	0.625	103.8	10.7
1805	2010/08/04 12:14:35	0.750	106.7	11.1
1806	2010/08/04 12:14:40	1.000	97.9	9.3
1807	2010/08/04 12:14:50	0.500	100.6	10.5
1808	2010/08/04 12:15:09	0.500	103.6	10.5
1809	2010/08/04 12:15:12	1.000	98.5	10.1
1810	2010/08/04 12:15:16	1.000	102.0	11.2
1811	2010/08/04 12:15:19	0.875	106.8	9.6
1812	2010/08/04 12:15:21	0.500	102.9	10.5
1813	2010/08/04 12:15:24	0.875	104.2	9.9
1814	2010/08/04 12:15:34	1.000	107.0	7.8
1815	2010/08/04 12:16:22	0.500	106.7	11.0
1816	2010/08/04 12:16:23	0.500	107.5	11.9
1817	2010/08/04 12:16:30	0.625	93.3	8.0
1818	2010/08/04 12:16:33	1.000	107.6	11.9
1819	2010/08/04 12:16:45	1.000	105.9	10.2
1820	2010/08/04 12:16:46	0.875	106.4	9.6
1821	2010/08/04 12:17:06	0.500	106.8	10.9
1822	2010/08/04 12:17:23	1.000	109.8	9.7
1823	2010/08/04 12:17:35	0.875	110.9	8.9
1824	2010/08/04 12:17:44	0.500	102.7	12.2
1825	2010/08/04 12:17:59	0.625	108.0	12.0

1826	2010/08/04 12:18:16	0.625	107.5	10.7
1827	2010/08/04 12:18:56	0.500	104.2	9.0
1828	2010/08/04 12:19:01	0.500	106.7	9.2
1829	2010/08/04 12:19:28	0.625	108.0	10.4
1830	2010/08/04 12:19:46	0.625	108.8	9.4
1831	2010/08/04 12:19:53	0.875	107.2	10.6
1832	2010/08/04 12:19:54	1.000	107.0	9.8
1833	2010/08/04 12:20:07	0.875	106.3	10.0
1834	2010/08/04 12:20:14	0.875	105.5	10.3
1835	2010/08/04 12:20:32	1.000	108.9	9.2
1836	2010/08/04 12:20:45	1.000	108.7	9.0
1837	2010/08/04 12:21:21	0.875	96.2	10.5
1838	2010/08/04 12:21:32	0.750	105.2	9.6
1839	2010/08/04 12:21:33	0.500	107.6	11.9
1840	2010/08/04 12:21:40	0.750	104.7	12.4
1841	2010/08/04 12:21:41	0.750	97.4	12.5
1842	2010/08/04 12:21:42	0.750	90.4	12.5
1843	2010/08/04 12:21:44	0.625	77.9	14.6
1844	2010/08/04 12:21:45	0.625	78.4	15.4
1845	2010/08/04 12:21:47	0.625	103.6	12.9
1846	2010/08/04 12:21:50	0.500	87.5	13.0
1847	2010/08/04 12:21:51	0.750	98.0	10.1
1848	2010/08/04 12:22:52	1.000	108.4	10.4
1849	2010/08/04 12:23:00	1.000	103.7	9.6
1850	2010/08/04 12:23:56	0.875	110.4	8.1
1851	2010/08/04 12:24:11	0.750	106.2	8.6
1852	2010/08/04 12:24:18	1.000	108.4	7.6
1853	2010/08/04 12:24:19	1.000	107.4	10.0
1854	2010/08/04 12:24:35	0.875	108.8	8.7
1855	2010/08/04 12:25:37	1.000	108.0	9.1
1856	2010/08/04 12:26:12	0.500	88.4	9.7
1857	2010/08/04 12:26:13	0.500	97.8	11.8
1858	2010/08/04 12:26:45	0.875	102.7	8.2
1859	2010/08/04 12:26:46	0.750	104.9	11.5
1860	2010/08/04 12:26:48	0.625	110.6	10.8
1861	2010/08/04 12:26:59	0.500	104.9	6.8
1862	2010/08/04 12:27:02	0.625	106.0	10.6
1863	2010/08/04 12:27:49	1.000	110.1	9.9
1864	2010/08/04 12:27:54	0.875	107.8	10.2
1865	2010/08/04 12:28:15	0.625	108.8	9.8
1866	2010/08/04 12:28:16	0.875	106.5	9.1
1867	2010/08/04 12:28:32	0.875	107.6	12.3
1868	2010/08/04 12:28:47	0.750	102.7	9.0
1869	2010/08/04 12:29:13	0.500	107.4	9.5
1870	2010/08/04 12:29:25	0.500	101.6	10.8
1871	2010/08/04 12:29:30	0.750	108.9	9.0
1872	2010/08/04 12:29:39	0.875	102.9	8.9
1873	2010/08/04 12:29:42	0.875	107.7	10.4

1874	2010/08/04 12:30:06	0.875	94.0	10.1
1875	2010/08/04 12:30:27	0.625	107.1	11.8
1876	2010/08/04 12:32:53	1.000	99.7	10.5
1877	2010/08/04 12:33:07	0.625	103.7	12.1
1878	2010/08/04 12:34:08	1.000	108.3	10.9
1879	2010/08/04 12:34:31	0.625	108.0	11.5
1880	2010/08/04 12:34:36	0.625	99.1	10.7
1881	2010/08/04 12:34:39	1.000	108.5	11.1
1882	2010/08/04 12:34:41	0.750	105.9	10.5
1883	2010/08/04 12:35:01	0.750	102.1	10.7
1884	2010/08/04 12:35:14	0.750	108.3	9.5
1885	2010/08/04 12:35:23	0.500	106.5	11.7
1886	2010/08/04 12:35:26	0.750	102.6	9.1
1887	2010/08/04 12:35:40	0.875	106.7	9.4
1888	2010/08/04 12:35:43	0.875	104.7	11.1
1889	2010/08/04 12:35:50	0.750	96.8	9.9
1890	2010/08/04 12:35:54	0.625	107.4	13.3
1891	2010/08/04 12:36:40	0.875	89.3	8.7
1892	2010/08/04 12:36:57	1.000	109.2	11.8
1893	2010/08/04 12:37:01	0.625	106.9	8.8
1894	2010/08/04 12:37:03	0.625	107.5	11.2
1895	2010/08/04 12:37:08	0.625	104.4	9.4
1896	2010/08/04 12:37:21	1.000	106.8	10.4
1897	2010/08/04 12:37:22	0.625	106.4	11.0
1898	2010/08/04 12:37:23	0.625	103.9	10.0
1899	2010/08/04 12:37:26	1.000	107.0	11.2
1900	2010/08/04 12:37:30	0.875	106.5	11.4
1901	2010/08/04 12:38:34	0.875	105.3	11.4
1902	2010/08/04 12:38:37	0.875	106.2	11.4
1903	2010/08/04 12:39:48	0.625	102.9	13.0
1904	2010/08/04 12:39:53	0.875	107.4	10.7
1905	2010/08/04 12:40:01	0.875	107.5	9.0
1906	2010/08/04 12:40:50	0.500	105.5	10.9
1907	2010/08/04 12:40:54	0.875	107.6	8.8
1908	2010/08/04 12:41:59	1.000	106.4	11.2
1909	2010/08/04 12:42:25	1.000	108.2	10.1
1910	2010/08/04 12:42:26	1.000	109.2	10.5
1911	2010/08/04 12:42:41	0.500	104.9	12.5
1912	2010/08/04 12:43:35	0.875	108.2	10.3
1913	2010/08/04 12:43:38	0.875	110.1	10.0
1914	2010/08/04 12:44:25	0.625	100.5	9.0
1915	2010/08/04 12:47:06	0.750	108.1	12.1
1916	2010/08/04 12:47:39	0.625	109.5	11.8
1917	2010/08/04 12:48:13	0.500	101.6	8.6
1918	2010/08/04 12:48:15	0.625	106.3	11.0
1919	2010/08/04 12:48:31	0.625	109.8	10.8
1920	2010/08/04 12:48:33	1.000	103.4	8.9
1921	2010/08/04 12:49:07	0.750	107.0	11.7

1922	2010/08/04 12:49:40	1.000	107.4	8.0
1923	2010/08/04 12:49:44	0.875	104.5	12.1
1924	2010/08/04 12:51:27	0.625	107.4	10.7
1925	2010/08/04 12:52:17	0.750	108.6	8.6
1926	2010/08/04 12:52:26	0.625	107.0	8.4
1927	2010/08/04 12:52:27	1.000	107.0	8.9
1928	2010/08/04 12:52:35	0.500	107.3	13.1
1929	2010/08/04 12:52:54	0.750	100.8	7.7
1930	2010/08/04 12:52:55	0.500	104.7	11.0
1931	2010/08/04 12:53:00	0.500	99.0	11.9
1932	2010/08/04 12:53:07	0.875	102.1	9.8
1933	2010/08/04 12:53:10	0.875	101.3	9.7
1934	2010/08/04 12:53:12	0.875	108.6	8.5
1935	2010/08/04 12:53:33	1.000	108.2	11.5
1936	2010/08/04 12:53:50	1.000	106.5	12.0
1937	2010/08/04 12:53:52	1.000	103.0	9.6
1938	2010/08/04 12:54:13	0.625	107.8	10.5
1939	2010/08/04 12:54:18	0.750	100.6	12.2
1940	2010/08/04 12:54:21	1.000	92.5	11.0
1941	2010/08/04 12:54:24	1.000	108.0	11.5
1942	2010/08/04 12:54:31	0.750	103.2	10.9
1943	2010/08/04 12:54:36	0.750	106.2	12.9
1944	2010/08/04 12:54:42	0.750	96.0	9.7
1945	2010/08/04 12:54:59	0.625	107.9	11.8
1946	2010/08/04 12:54:59	0.625	101.1	12.2
1947	2010/08/04 12:55:01	0.500	105.3	10.0
1948	2010/08/04 12:55:13	0.625	108.0	11.5
1949	2010/08/04 12:55:29	0.875	90.7	11.3
1950	2010/08/04 12:55:30	1.000	92.2	12.0
1951	2010/08/04 12:55:43	0.625	109.3	9.2
1952	2010/08/04 12:57:03	1.000	111.7	8.1
1953	2010/08/04 12:58:44	0.500	106.4	10.5
1954	2010/08/04 12:58:48	1.000	110.2	8.6
1955	2010/08/04 12:58:50	0.875	107.6	8.3
1956	2010/08/04 12:59:08	0.875	110.8	8.4
1957	2010/08/04 12:59:43	1.000	108.5	10.0
1958	2010/08/04 13:00:53	0.750	107.4	10.3
1959	2010/08/04 13:01:56	1.000	109.4	7.8
1960	2010/08/04 13:02:05	0.625	107.0	9.0
1961	2010/08/04 13:02:48	0.875	109.9	8.8
1962	2010/08/04 13:02:54	0.750	105.0	8.7
1963	2010/08/04 13:03:17	0.875	109.7	9.6
1964	2010/08/04 13:03:54	0.500	98.9	9.8
1965	2010/08/04 13:03:56	0.875	99.4	11.2
1966	2010/08/04 13:09:20	1.000	99.1	8.3
1967	2010/08/04 13:09:51	1.000	94.8	7.4
1968	2010/08/04 13:12:49	0.500	101.5	10.9
1969	2010/08/04 13:13:17	0.875	99.5	9.8

1970	2010/08/04 13:13:48	0.500	97.5	11.7
1971	2010/08/04 13:14:47	0.875	96.6	7.0
1972	2010/08/04 13:15:19	0.500	90.7	8.7
1973	2010/08/04 13:15:59	0.625	91.1	6.3
1974	2010/08/04 13:16:16	1.000	88.2	9.7
1975	2010/08/04 13:16:32	0.875	90.2	7.0
1976	2010/08/04 13:16:43	0.500	94.7	12.3
1977	2010/08/04 13:16:51	0.625	93.5	12.1
1978	2010/08/04 13:16:58	0.750	94.9	6.9
1979	2010/08/04 13:17:20	1.000	99.5	12.2
1980	2010/08/04 13:17:50	0.750	94.9	6.9
1981	2010/08/04 13:20:42	0.875	95.4	11.2
1982	2010/08/04 13:21:36	0.875	93.5	8.3
1983	2010/08/04 13:21:49	0.625	105.6	12.5
1984	2010/08/04 13:21:50	1.000	96.0	12.1
1985	2010/08/04 13:21:55	0.625	107.9	11.7
1986	2010/08/04 13:22:27	0.875	90.2	7.9
1987	2010/08/04 13:22:55	0.625	99.9	10.9
1988	2010/08/04 13:23:08	0.750	105.2	12.4
1989	2010/08/04 13:23:09	1.000	106.9	10.1
1990	2010/08/04 13:23:11	1.000	106.4	10.3
1991	2010/08/04 13:23:15	0.500	107.0	12.0
1992	2010/08/04 13:23:21	0.875	108.0	9.6
1993	2010/08/04 13:23:25	1.000	101.3	11.5
1994	2010/08/04 13:23:38	1.000	105.1	10.3
1995	2010/08/04 13:23:42	0.625	103.8	10.6
1996	2010/08/04 13:23:44	0.750	107.5	10.5
1997	2010/08/04 13:23:50	0.750	105.1	11.3
1998	2010/08/04 13:24:23	0.500	103.8	13.6
1999	2010/08/04 13:24:24	0.500	106.2	13.1
2000	2010/08/04 13:26:08	0.625	90.8	8.6
2001	2010/08/04 13:26:10	0.625	97.4	12.5
2002	2010/08/04 13:26:11	0.500	96.3	10.3
2003	2010/08/04 13:26:55	0.500	80.1	10.3
2004	2010/08/04 13:26:55	0.625	91.4	11.3
2005	2010/08/04 13:26:58	0.875	103.7	12.0
2006	2010/08/04 13:27:04	0.875	96.9	9.2
2007	2010/08/04 13:27:21	0.875	87.5	11.0
2008	2010/08/04 13:27:26	1.000	88.8	11.3
2009	2010/08/04 13:27:55	0.875	88.6	8.7
2010	2010/08/04 13:28:08	0.500	83.5	8.9
2011	2010/08/04 13:29:02	0.875	83.4	8.1
2012	2010/08/04 13:29:04	0.750	85.2	8.5
2013	2010/08/04 13:29:19	0.750	82.5	9.4
2014	2010/08/04 13:29:36	0.625	103.9	11.0
2015	2010/08/04 13:29:42	0.625	88.4	13.8
2016	2010/08/04 13:29:43	0.625	88.0	14.5
2017	2010/08/04 13:29:45	0.875	90.0	12.2

2018	2010/08/04 13:29:46	0.500	88.2	9.6
2019	2010/08/04 13:29:55	0.875	89.3	8.1
2020	2010/08/04 13:29:56	0.625	90.4	9.6
2021	2010/08/04 13:29:58	0.750	89.1	8.8
2022	2010/08/04 13:30:24	0.875	93.7	9.4
2023	2010/08/04 13:30:38	1.000	102.5	11.1
2024	2010/08/04 13:31:01	0.875	93.4	10.0
2025	2010/08/04 13:31:33	0.750	86.1	8.2
2026	2010/08/04 13:31:51	0.625	85.5	8.5
2027	2010/08/04 13:31:59	0.500	104.5	11.3
2028	2010/08/04 13:32:10	0.875	96.7	7.2
2029	2010/08/04 13:33:02	1.000	101.2	11.3
2030	2010/08/04 13:33:36	0.500	101.6	11.8
2031	2010/08/04 13:34:36	1.000	96.6	8.1
2032	2010/08/04 13:35:03	0.750	88.6	12.5
2033	2010/08/04 13:35:47	0.875	95.9	9.8
2034	2010/08/04 13:36:04	0.500	97.8	9.2
2035	2010/08/04 13:36:07	0.625	98.0	11.3
2036	2010/08/04 13:36:13	0.500	100.8	10.6
2037	2010/08/04 13:36:16	1.000	90.8	9.5
2038	2010/08/04 13:36:22	0.875	97.2	11.3
2039	2010/08/04 13:37:10	0.625	86.9	9.3
2040	2010/08/04 13:37:25	1.000	101.8	9.5
2041	2010/08/04 13:37:27	1.000	95.7	9.1
2042	2010/08/04 13:37:29	0.500	87.2	8.7
2043	2010/08/04 13:37:44	0.875	89.0	8.4
2044	2010/08/04 13:37:45	0.875	89.3	9.7
2045	2010/08/04 13:38:40	0.750	95.6	10.3
2046	2010/08/04 13:39:01	1.000	91.8	9.1
2047	2010/08/04 13:39:25	0.875	100.0	8.2
2048	2010/08/04 13:39:34	1.000	103.6	6.6
2049	2010/08/04 13:39:47	0.500	105.2	8.7
2050	2010/08/04 13:39:58	0.500	103.0	11.2
2051	2010/08/04 13:40:00	0.750	104.3	10.3
2052	2010/08/04 13:40:01	0.875	108.7	9.7
2053	2010/08/04 13:40:49	0.875	104.9	10.4
2054	2010/08/04 13:40:50	1.000	106.5	8.9
2055	2010/08/04 13:40:52	0.625	104.9	10.2
2056	2010/08/04 13:40:59	0.875	105.7	10.1
2057	2010/08/04 13:41:04	0.875	106.5	10.8
2058	2010/08/04 13:41:13	1.000	104.7	7.6
2059	2010/08/04 13:41:14	0.875	105.0	8.0
2060	2010/08/04 13:42:04	0.875	108.2	8.6
2061	2010/08/04 13:42:06	0.875	106.1	8.0
2062	2010/08/04 13:42:11	1.000	109.5	8.5
2063	2010/08/04 13:43:59	0.750	108.0	8.6
2064	2010/08/04 13:44:29	1.000	108.8	9.1
2065	2010/08/04 13:45:49	0.625	106.6	13.5

2066	2010/08/04 13:46:53	0.875	106.7	10.6
2067	2010/08/04 13:47:00	0.875	107.0	9.6
2068	2010/08/04 13:47:06	0.875	106.1	10.7
2069	2010/08/04 13:47:15	0.625	107.4	12.5
2070	2010/08/04 13:47:16	0.875	105.3	11.0
2071	2010/08/04 13:47:19	0.625	103.7	9.3
2072	2010/08/04 13:47:24	0.875	108.3	8.5
2073	2010/08/04 13:47:26	0.750	106.5	10.0
2074	2010/08/04 13:47:38	0.500	106.3	9.0
2075	2010/08/04 13:47:41	1.000	107.1	9.1
2076	2010/08/04 13:47:52	0.500	105.0	11.7
2077	2010/08/04 13:47:59	0.750	99.0	10.4
2078	2010/08/04 13:48:11	0.875	98.5	9.3
2079	2010/08/04 13:48:14	0.500	77.7	13.5
2080	2010/08/04 13:48:15	0.625	81.2	13.3
2081	2010/08/04 13:48:25	0.625	104.1	13.6
2082	2010/08/04 13:48:27	0.750	81.6	15.4
2083	2010/08/04 13:48:32	0.500	95.7	14.0
2084	2010/08/04 13:48:33	0.875	106.5	10.8
2085	2010/08/04 13:48:37	0.875	108.3	9.3
2086	2010/08/04 13:48:43	0.750	106.6	11.1
2087	2010/08/04 13:49:01	0.625	104.9	9.8
2088	2010/08/04 13:49:06	0.750	104.9	8.8
2089	2010/08/04 13:49:10	1.000	105.6	8.4
2090	2010/08/04 13:49:18	0.500	101.1	9.6
2091	2010/08/04 13:49:19	1.000	108.1	11.2
2092	2010/08/04 13:49:38	0.500	107.0	11.0
2093	2010/08/04 13:50:47	0.625	106.7	12.9
2094	2010/08/04 13:50:50	1.000	106.6	13.4
2095	2010/08/04 13:50:51	0.875	102.6	10.2
2096	2010/08/04 13:50:55	0.750	102.8	10.8
2097	2010/08/04 13:50:56	0.625	106.8	12.9
2098	2010/08/04 13:51:00	0.750	101.2	12.6
2099	2010/08/04 13:51:02	0.500	104.3	12.6
2100	2010/08/04 13:51:06	1.000	104.9	8.8
2101	2010/08/04 13:51:12	0.750	102.9	10.8
2102	2010/08/04 13:51:13	0.625	103.1	10.9
2103	2010/08/04 13:51:17	0.500	107.2	12.8
2104	2010/08/04 13:51:21	1.000	102.2	10.0
2105	2010/08/04 13:51:23	0.500	105.5	13.7
2106	2010/08/04 13:51:24	1.000	104.8	10.2
2107	2010/08/04 13:51:32	0.875	107.4	9.2
2108	2010/08/04 13:51:50	0.750	106.9	11.1
2109	2010/08/04 13:51:57	0.875	107.9	8.1
2110	2010/08/04 13:52:12	0.750	106.6	10.3
2111	2010/08/04 13:52:19	0.750	105.8	11.6
2112	2010/08/04 13:52:20	0.750	105.6	10.3
2113	2010/08/04 13:52:22	0.750	106.1	9.5

2114	2010/08/04 13:52:23	0.625	106.3	10.6
2115	2010/08/04 13:52:24	0.750	108.4	9.5
2116	2010/08/04 13:52:43	0.625	107.1	11.6
2117	2010/08/04 13:53:30	0.875	105.7	11.7
2118	2010/08/04 13:53:32	0.875	90.7	11.8
2119	2010/08/04 13:53:34	0.750	108.2	12.1
2120	2010/08/04 13:53:35	0.875	101.5	10.6
2121	2010/08/04 13:53:48	0.750	106.5	9.4
2122	2010/08/04 13:53:52	0.750	105.1	7.9
2123	2010/08/04 13:53:59	1.000	107.4	11.6
2124	2010/08/04 13:54:03	0.500	107.4	10.4
2125	2010/08/04 13:54:17	0.750	105.6	9.6
2126	2010/08/04 13:54:32	0.750	100.2	9.6
2127	2010/08/04 13:54:43	0.625	106.3	8.7
2128	2010/08/04 13:54:56	0.875	107.7	9.3
2129	2010/08/04 13:55:07	0.500	107.0	12.5
2130	2010/08/04 13:55:12	0.875	105.0	10.8
2131	2010/08/04 13:55:19	1.000	106.7	11.1
2132	2010/08/04 13:55:22	0.875	106.7	8.8
2133	2010/08/04 13:55:23	1.000	105.3	9.7
2134	2010/08/04 13:55:27	1.000	106.1	8.9
2135	2010/08/04 13:55:31	0.625	101.5	10.9
2136	2010/08/04 13:55:38	0.750	102.6	11.2
2137	2010/08/04 13:56:24	0.625	100.6	13.6
2138	2010/08/04 13:57:15	1.000	89.9	11.3
2139	2010/08/04 13:57:18	0.750	87.4	11.0
2140	2010/08/04 13:57:21	0.625	91.0	12.0
2141	2010/08/04 13:57:25	0.625	78.9	7.6
2142	2010/08/04 13:57:35	0.625	86.4	11.3
2143	2010/08/04 13:57:36	0.625	90.0	10.4
2144	2010/08/04 13:57:36	0.875	92.2	10.5
2145	2010/08/04 13:57:55	1.000	102.6	12.0
2146	2010/08/04 13:58:06	0.750	108.9	11.4
2147	2010/08/04 13:58:15	0.500	101.7	9.6
2148	2010/08/04 13:58:18	0.875	107.5	10.5
2149	2010/08/04 13:58:20	1.000	106.5	9.0
2150	2010/08/04 13:58:23	0.625	105.4	10.2
2151	2010/08/04 13:58:25	0.625	101.1	9.7
2152	2010/08/04 13:58:27	0.625	105.8	9.5
2153	2010/08/04 13:58:40	0.875	106.0	11.1
2154	2010/08/04 13:58:58	1.000	106.1	9.9
2155	2010/08/04 13:59:00	0.750	105.9	10.6
2156	2010/08/04 13:59:05	1.000	97.8	7.7
2157	2010/08/04 13:59:08	0.750	106.1	12.5
2158	2010/08/04 13:59:13	0.750	107.7	9.2
2159	2010/08/04 13:59:14	0.500	105.0	9.2
2160	2010/08/04 13:59:16	1.000	104.3	10.1
2161	2010/08/04 13:59:18	0.875	103.5	10.2

2162	2010/08/04 13:59:35	0.625	99.6	10.6
2163	2010/08/04 13:59:42	0.875	105.0	11.2
2164	2010/08/04 13:59:44	0.500	94.5	11.5
2165	2010/08/04 13:59:47	0.750	96.2	9.0
2166	2010/08/04 14:00:03	0.875	84.3	8.8
2167	2010/08/04 14:00:55	0.625	91.8	13.0
2168	2010/08/04 14:01:04	0.750	92.7	10.8
2169	2010/08/04 14:01:53	0.750	98.5	10.1
2170	2010/08/04 14:02:11	0.875	85.9	11.0
2171	2010/08/04 14:02:16	0.625	90.5	12.0
2172	2010/08/04 14:04:55	0.875	85.7	7.5
2173	2010/08/04 14:04:58	0.875	97.3	11.2
2174	2010/08/04 14:08:10	0.875	99.2	11.8
2175	2010/08/04 14:09:23	1.000	94.4	7.7
2176	2010/08/04 14:10:18	0.875	101.8	10.0
2177	2010/08/04 14:10:21	0.875	103.7	10.4
2178	2010/08/04 14:13:32	0.750	104.9	12.1
2179	2010/08/04 14:13:40	0.500	71.4	14.6
2180	2010/08/04 14:13:59	0.875	82.7	6.9
2181	2010/08/04 14:14:46	0.625	91.2	7.1
2182	2010/08/04 14:14:53	0.750	91.4	7.3
2183	2010/08/04 14:15:17	0.875	100.0	11.8
2184	2010/08/04 14:15:54	0.500	107.5	13.5
2185	2010/08/04 14:15:55	0.500	106.2	12.1
2186	2010/08/04 14:15:57	0.625	104.7	12.0
2187	2010/08/04 14:15:58	0.750	107.7	11.0
2188	2010/08/04 14:16:02	0.750	106.9	12.0
2189	2010/08/04 14:16:06	0.750	106.3	10.7
2190	2010/08/04 14:16:25	0.750	106.4	11.9
2191	2010/08/04 14:16:38	0.750	106.5	10.0
2192	2010/08/04 14:16:46	1.000	106.5	9.6
2193	2010/08/04 14:17:11	0.500	97.4	8.7
2194	2010/08/04 14:17:17	0.500	106.4	14.0
2195	2010/08/04 14:17:17	0.625	101.3	12.7
2196	2010/08/04 14:17:22	1.000	101.6	9.2
2197	2010/08/04 14:17:29	0.500	106.2	11.7
2198	2010/08/04 14:17:47	0.500	105.7	12.2
2199	2010/08/04 14:17:50	0.500	85.5	10.0
2200	2010/08/04 14:18:01	0.500	101.5	14.0
2201	2010/08/04 14:18:02	0.625	104.7	12.6
2202	2010/08/04 14:18:28	0.500	91.4	12.3
2203	2010/08/04 14:18:30	0.750	90.7	11.7
2204	2010/08/04 14:18:37	0.750	85.7	8.6
2205	2010/08/04 14:18:38	0.875	104.2	11.5
2206	2010/08/04 14:18:47	1.000	99.9	13.4
2207	2010/08/04 14:18:49	0.625	81.7	11.8
2208	2010/08/04 14:18:56	0.750	91.9	12.7
2209	2010/08/04 14:19:04	0.625	88.7	11.4

2210	2010/08/04 14:19:07	0.875	89.1	10.3
2211	2010/08/04 14:19:10	0.875	73.3	9.9
2212	2010/08/04 14:19:13	1.000	90.4	9.9
2213	2010/08/04 14:19:36	0.875	106.3	11.7
2214	2010/08/04 14:19:37	0.625	106.4	11.3
2215	2010/08/04 14:20:42	0.875	107.0	10.0
2216	2010/08/04 14:20:44	0.750	108.9	11.5
2217	2010/08/04 14:20:45	1.000	107.3	9.9
2218	2010/08/04 14:20:50	0.625	108.4	11.3
2219	2010/08/04 14:21:04	1.000	105.2	10.1
2220	2010/08/04 14:21:08	0.750	107.2	10.4
2221	2010/08/04 14:21:30	0.875	107.5	9.6
2222	2010/08/04 14:21:34	0.750	103.5	8.8
2223	2010/08/04 14:21:39	0.500	106.6	11.7
2224	2010/08/04 14:21:43	0.875	106.5	11.1
2225	2010/08/04 14:21:45	0.875	106.4	11.1
2226	2010/08/04 14:21:46	0.875	105.9	10.7
2227	2010/08/04 14:22:02	0.625	109.3	10.6
2228	2010/08/04 14:22:05	0.875	108.5	9.6
2229	2010/08/04 14:22:13	0.625	104.0	8.4
2230	2010/08/04 14:22:20	0.625	105.8	9.2
2231	2010/08/04 14:22:22	0.500	102.8	10.5
2232	2010/08/04 14:22:22	0.500	102.7	10.2
2233	2010/08/04 14:22:28	1.000	108.6	13.1
2234	2010/08/04 14:22:46	1.000	106.5	12.6
2235	2010/08/04 14:22:49	0.750	107.3	12.3
2236	2010/08/04 14:23:08	0.625	104.6	11.1
2237	2010/08/04 14:23:32	0.875	103.9	10.6
2238	2010/08/04 14:24:00	0.875	107.8	8.5
2239	2010/08/04 14:24:01	0.625	105.5	8.6
2240	2010/08/04 14:24:03	0.875	105.2	10.9
2241	2010/08/04 14:24:05	0.875	107.9	11.0
2242	2010/08/04 14:24:07	0.750	107.9	10.0
2243	2010/08/04 14:24:16	0.875	108.5	9.4
2244	2010/08/04 14:24:18	0.625	105.0	10.9
2245	2010/08/04 14:24:53	0.500	106.0	13.0
2246	2010/08/04 14:24:59	0.500	107.3	12.9
2247	2010/08/04 14:24:59	1.000	107.0	11.0
2248	2010/08/04 14:25:03	0.750	104.9	10.3
2249	2010/08/04 14:25:12	0.500	79.8	9.4
2250	2010/08/04 14:25:21	0.875	105.0	11.1
2251	2010/08/04 14:25:22	0.500	104.0	11.0
2252	2010/08/04 14:25:31	0.750	105.9	11.3
2253	2010/08/04 14:25:38	0.625	102.0	9.2
2254	2010/08/04 14:26:31	0.750	106.9	10.6
2255	2010/08/04 14:26:37	0.625	76.7	11.3
2256	2010/08/04 14:26:40	0.500	90.2	11.6
2257	2010/08/04 14:26:41	1.000	92.8	10.9

2258	2010/08/04 14:28:22	0.625	101.4	10.9
2259	2010/08/04 14:29:28	1.000	100.5	10.8
2260	2010/08/04 14:30:17	0.875	98.9	10.8
2261	2010/08/04 14:30:28	0.875	97.4	9.4
2262	2010/08/04 14:31:20	1.000	107.4	10.8
2263	2010/08/04 14:31:32	1.000	103.8	11.9
2264	2010/08/04 14:31:44	0.750	101.1	10.4
2265	2010/08/04 14:31:51	1.000	101.1	9.1
2266	2010/08/04 14:31:52	1.000	106.1	12.1
2267	2010/08/04 14:31:53	0.625	104.1	9.4
2268	2010/08/04 14:32:00	0.875	105.0	12.9
2269	2010/08/04 14:32:01	0.625	100.8	10.7
2270	2010/08/04 14:32:06	1.000	107.7	9.4
2271	2010/08/04 14:32:07	0.750	89.9	10.2
2272	2010/08/04 14:32:12	0.625	106.5	9.8
2273	2010/08/04 14:32:15	0.500	106.9	10.6
2274	2010/08/04 14:32:15	0.625	107.6	9.3
2275	2010/08/04 14:32:21	1.000	109.4	9.7
2276	2010/08/04 14:32:22	0.500	106.5	10.0
2277	2010/08/04 14:32:30	1.000	110.1	10.2
2278	2010/08/04 14:32:32	1.000	109.7	10.0
2279	2010/08/04 14:32:40	0.500	109.0	12.5
2280	2010/08/04 14:33:52	1.000	95.5	9.2
2281	2010/08/04 14:34:18	1.000	107.4	12.7
2282	2010/08/04 14:34:35	1.000	97.7	8.5
2283	2010/08/04 14:35:22	0.500	105.9	9.7
2284	2010/08/04 14:36:00	0.875	96.8	8.0
2285	2010/08/04 14:36:18	1.000	101.8	11.0
2286	2010/08/04 14:38:02	1.000	105.2	12.7
2287	2010/08/04 14:39:03	0.875	106.4	11.2
2288	2010/08/04 14:39:10	0.625	106.1	13.5
2289	2010/08/04 14:40:50	0.500	104.2	11.7
2290	2010/08/04 14:40:58	0.875	100.9	9.9
2291	2010/08/04 14:41:45	1.000	103.9	9.1
2292	2010/08/04 14:43:00	0.875	93.3	10.8
2293	2010/08/04 14:43:21	1.000	96.5	9.0
2294	2010/08/04 14:43:27	0.625	107.2	13.7
2295	2010/08/04 14:45:50	0.750	97.1	9.2
2296	2010/08/04 14:46:52	1.000	108.6	8.7
2297	2010/08/04 14:49:01	0.875	109.0	9.7
2298	2010/08/04 14:51:24	0.875	110.0	9.2
2299	2010/08/04 14:51:28	0.750	104.7	8.4
2300	2010/08/04 14:51:34	0.750	101.3	11.8
2301	2010/08/04 14:51:41	1.000	107.2	11.2
2302	2010/08/04 14:52:03	0.750	106.8	11.1
2303	2010/08/04 14:52:08	0.875	102.7	10.3
2304	2010/08/04 14:52:11	0.625	107.0	12.1
2305	2010/08/04 14:52:24	0.625	107.1	9.0

2306	2010/08/04 14:52:52	0.625	105.3	11.8
2307	2010/08/04 14:53:08	0.750	106.9	9.0
2308	2010/08/04 14:53:10	1.000	107.3	10.1
2309	2010/08/04 14:54:09	1.000	108.0	10.1
2310	2010/08/04 14:54:17	0.875	104.8	9.7
2311	2010/08/04 14:54:45	0.750	102.9	10.6
2312	2010/08/04 14:56:07	0.625	106.6	12.4
2313	2010/08/04 14:56:33	0.750	106.4	9.0
2314	2010/08/04 14:56:48	1.000	106.3	9.2
2315	2010/08/04 14:57:20	1.000	107.7	11.4
2316	2010/08/04 14:57:35	0.750	101.5	10.7
2317	2010/08/04 14:57:52	0.875	108.4	11.2
2318	2010/08/04 14:57:59	0.500	103.1	11.6
2319	2010/08/04 14:58:08	0.875	100.8	8.1
2320	2010/08/04 14:58:24	0.500	106.9	11.4
2321	2010/08/04 14:58:25	0.625	105.8	10.3
2322	2010/08/04 14:58:31	0.875	102.8	10.3
2323	2010/08/04 14:59:25	0.750	105.6	11.8
2324	2010/08/04 14:59:47	0.500	103.5	11.9
2325	2010/08/04 14:59:52	1.000	101.6	10.5
2326	2010/08/04 15:00:23	1.000	101.7	10.6
2327	2010/08/04 15:00:32	0.500	106.6	12.8
2328	2010/08/04 15:00:44	0.875	106.0	12.9
2329	2010/08/04 15:01:04	0.500	106.2	11.9
2330	2010/08/04 15:01:16	0.750	92.8	7.7
2331	2010/08/04 15:01:33	1.000	100.0	10.9
2332	2010/08/04 15:01:52	1.000	99.2	11.9
2333	2010/08/04 15:02:01	0.875	100.6	10.7
2334	2010/08/04 15:02:06	0.625	96.5	8.7
2335	2010/08/04 15:02:16	0.750	106.0	12.0
2336	2010/08/04 15:02:27	0.875	108.2	11.1
2337	2010/08/04 15:02:37	0.750	100.5	10.8
2338	2010/08/04 15:02:55	0.750	105.5	12.1
2339	2010/08/04 15:03:06	1.000	103.2	11.8
2340	2010/08/04 15:03:14	0.500	102.4	12.9
2341	2010/08/04 15:03:16	0.875	103.2	10.6
2342	2010/08/04 15:03:17	0.750	103.8	11.6
2343	2010/08/04 15:03:21	0.625	100.8	12.8
2344	2010/08/04 15:03:25	0.625	95.9	10.5
2345	2010/08/04 15:03:31	0.625	101.2	12.4
2346	2010/08/04 15:03:41	0.875	104.7	10.6
2347	2010/08/04 15:03:49	1.000	105.0	10.9
2348	2010/08/04 15:03:59	0.875	101.9	10.7
2349	2010/08/04 15:04:01	1.000	103.1	10.2
2350	2010/08/04 15:04:06	0.875	105.0	11.7
2351	2010/08/04 15:05:11	1.000	103.8	10.4
2352	2010/08/04 15:05:15	0.625	103.5	11.8
2353	2010/08/04 15:05:23	0.875	104.8	11.2

2354	2010/08/04 15:05:27	0.875	102.3	10.7
2355	2010/08/04 15:05:38	0.500	107.6	11.7
2356	2010/08/04 15:05:42	0.500	104.2	10.5
2357	2010/08/04 15:06:57	0.750	105.6	9.0
2358	2010/08/04 15:07:07	1.000	107.6	9.7
2359	2010/08/04 15:07:50	0.875	109.1	9.8
2360	2010/08/04 15:07:59	0.625	106.1	9.6
2361	2010/08/04 15:08:07	0.875	105.8	10.4
2362	2010/08/04 15:08:44	0.625	105.0	11.5
2363	2010/08/04 15:08:48	1.000	104.1	10.6
2364	2010/08/04 15:09:21	1.000	105.5	10.7
2365	2010/08/04 15:09:30	0.625	106.1	10.3
2366	2010/08/04 15:09:40	1.000	110.3	9.8
2367	2010/08/04 15:10:48	0.875	105.8	10.2
2368	2010/08/04 15:11:01	0.875	109.0	9.5
2369	2010/08/04 15:11:08	1.000	107.8	9.8
2370	2010/08/04 15:11:25	0.750	104.3	11.1
2371	2010/08/04 15:11:26	0.625	103.5	10.5
2372	2010/08/04 15:11:28	0.625	99.1	9.8
2373	2010/08/04 15:11:31	0.875	101.3	9.4
2374	2010/08/04 15:11:42	0.875	104.9	9.5
2375	2010/08/04 15:11:44	0.875	102.8	10.4
2376	2010/08/04 15:11:51	0.625	99.0	9.0
2377	2010/08/04 15:12:09	0.750	97.2	9.2
2378	2010/08/04 15:12:24	0.625	101.8	10.2
2379	2010/08/04 15:12:26	0.625	93.7	11.4
2380	2010/08/04 15:12:53	0.500	98.8	9.5
2381	2010/08/04 15:12:56	0.875	98.8	9.7
2382	2010/08/04 15:12:59	0.750	95.0	7.9
2383	2010/08/04 15:13:06	0.750	97.1	11.4
2384	2010/08/04 15:13:08	0.750	97.5	11.2
2385	2010/08/04 15:13:12	0.750	99.1	9.2
2386	2010/08/04 15:13:19	0.625	106.2	12.7
2387	2010/08/04 15:13:22	0.875	102.8	10.2
2388	2010/08/04 15:13:26	0.875	105.4	11.2
2389	2010/08/04 15:13:35	1.000	97.5	7.9
2390	2010/08/04 15:14:00	0.625	99.5	10.1
2391	2010/08/04 15:14:45	0.750	108.9	9.8
2392	2010/08/04 15:15:03	0.750	107.5	8.4
2393	2010/08/04 15:15:13	0.625	109.3	8.7
2394	2010/08/04 15:15:17	1.000	108.8	10.3
2395	2010/08/04 15:15:22	0.625	105.7	9.4
2396	2010/08/04 15:16:08	0.750	106.7	9.1
2397	2010/08/04 15:16:08	0.625	106.7	9.6
2398	2010/08/04 15:16:39	0.625	104.5	10.3
2399	2010/08/04 15:17:11	0.750	93.6	12.8
2400	2010/08/04 15:17:18	1.000	90.9	10.1
2401	2010/08/04 15:17:26	0.875	97.4	11.8

2402	2010/08/04 15:17:30	0.750	92.2	8.9
2403	2010/08/04 15:18:09	1.000	93.1	10.8
2404	2010/08/04 15:18:18	0.750	92.2	9.7
2405	2010/08/04 15:18:37	1.000	94.3	9.4
2406	2010/08/04 15:20:45	0.500	91.1	11.0
2407	2010/08/04 15:20:48	0.625	91.7	10.8
2408	2010/08/04 15:21:01	0.750	90.2	9.7
2409	2010/08/04 15:21:02	0.625	92.2	10.4
2410	2010/08/04 15:21:22	0.625	94.1	10.0
2411	2010/08/04 15:21:44	0.875	92.0	10.7
2412	2010/08/04 15:21:50	1.000	94.1	9.1
2413	2010/08/04 15:21:59	0.875	91.2	10.7
2414	2010/08/04 15:22:26	0.750	92.5	8.8
2415	2010/08/04 15:23:27	1.000	93.4	8.9
2416	2010/08/04 15:25:41	1.000	95.7	9.7
2417	2010/08/04 15:27:56	0.750	92.6	12.1
2418	2010/08/04 15:28:53	0.625	93.5	11.6
2419	2010/08/04 15:29:31	0.750	92.8	10.9
2420	2010/08/04 15:30:13	0.875	94.0	11.0
2421	2010/08/04 15:30:20	0.750	91.6	10.4
2422	2010/08/04 15:30:32	0.625	86.8	11.2
2423	2010/08/04 15:30:41	0.625	92.8	11.3
2424	2010/08/04 15:30:47	0.750	92.6	12.5
2425	2010/08/04 15:31:11	0.750	92.1	10.2
2426	2010/08/04 15:31:28	0.875	93.7	11.7
2427	2010/08/04 15:31:36	0.750	88.8	8.7
2428	2010/08/04 15:31:57	0.750	92.7	9.6
2429	2010/08/04 15:32:00	1.000	95.0	9.5
2430	2010/08/04 15:32:36	0.875	90.5	8.2
2431	2010/08/04 15:32:38	0.625	92.6	11.2
2432	2010/08/04 15:32:39	1.000	90.7	10.5
2433	2010/08/04 15:32:51	1.000	91.2	11.1
2434	2010/08/04 15:32:55	1.000	86.9	8.2
2435	2010/08/04 15:33:12	1.000	73.3	9.5
2436	2010/08/04 15:33:19	0.625	83.3	11.7
2437	2010/08/04 15:33:20	0.625	62.0	12.0
2438	2010/08/04 15:33:29	0.500	94.7	12.7
2439	2010/08/04 15:33:32	0.750	78.9	15.4
2440	2010/08/04 15:33:33	0.750	81.8	11.5
2441	2010/08/04 15:33:34	0.750	91.7	10.9
2442	2010/08/04 15:33:35	0.625	80.7	10.5
2443	2010/08/04 15:33:37	0.500	84.5	10.4
2444	2010/08/04 15:33:42	0.750	87.2	8.5
2445	2010/08/04 15:34:03	0.500	83.5	10.0
2446	2010/08/04 15:34:05	0.500	95.7	12.0
2447	2010/08/04 15:34:11	0.625	93.8	10.6
2448	2010/08/04 15:34:13	0.500	103.3	12.4
2449	2010/08/04 15:34:14	0.750	105.6	12.1

2450	2010/08/04 15:34:15	0.500	103.3	11.3
2451	2010/08/04 15:34:21	0.500	104.1	11.3
2452	2010/08/04 15:34:27	1.000	92.7	9.2
2453	2010/08/04 15:34:38	0.625	100.3	11.9
2454	2010/08/04 15:34:42	1.000	104.8	11.2
2455	2010/08/04 15:34:44	0.625	103.5	9.8
2456	2010/08/04 15:34:45	0.875	103.5	10.5
2457	2010/08/04 15:34:46	0.750	75.6	11.8
2458	2010/08/04 15:34:52	1.000	103.3	13.6
2459	2010/08/04 15:34:53	0.875	102.9	10.8
2460	2010/08/04 15:34:59	0.625	103.2	11.2
2461	2010/08/04 15:35:04	0.500	93.7	7.8
2462	2010/08/04 15:35:10	0.750	98.7	10.5
2463	2010/08/04 15:36:12	0.750	90.6	11.4
2464	2010/08/04 15:36:27	0.875	93.9	11.9
2465	2010/08/04 15:36:50	1.000	91.7	11.2
2466	2010/08/04 15:36:52	1.000	88.6	9.8
2467	2010/08/04 15:37:18	1.000	89.7	11.1
2468	2010/08/04 15:37:34	0.750	94.1	12.0
2469	2010/08/04 15:37:43	0.625	91.7	12.2
2470	2010/08/04 15:37:45	1.000	89.9	10.0
2471	2010/08/04 15:38:31	1.000	90.7	8.6
2472	2010/08/04 15:38:36	1.000	90.8	9.6
2473	2010/08/04 15:38:38	0.750	85.6	8.5
2474	2010/08/04 15:38:50	0.500	80.6	10.6
2475	2010/08/04 15:39:06	0.500	86.7	8.5
2476	2010/08/04 15:39:10	0.875	92.1	11.1
2477	2010/08/04 15:39:25	0.750	90.6	11.3
2478	2010/08/04 15:39:27	0.875	91.5	10.8
2479	2010/08/04 15:39:46	1.000	89.0	9.7
2480	2010/08/04 15:40:09	0.875	88.3	9.2
2481	2010/08/04 15:40:29	0.625	91.1	12.5
2482	2010/08/04 15:40:39	0.625	89.5	10.2
2483	2010/08/04 15:40:52	0.750	89.5	10.9
2484	2010/08/04 15:40:53	0.500	89.3	10.6
2485	2010/08/04 15:40:55	0.750	90.2	10.3
2486	2010/08/04 15:41:04	1.000	92.4	10.4
2487	2010/08/04 15:41:21	0.875	91.9	9.0
2488	2010/08/04 15:41:34	0.625	92.1	10.9
2489	2010/08/04 15:41:57	0.875	78.8	6.2
2490	2010/08/04 15:42:08	0.500	86.8	10.3
2491	2010/08/04 15:42:15	0.500	87.3	9.2
2492	2010/08/04 15:42:31	0.875	90.3	11.7
2493	2010/08/04 15:42:51	0.625	76.4	13.6
2494	2010/08/04 15:43:03	1.000	101.7	10.6
2495	2010/08/04 15:43:10	0.875	106.8	9.0
2496	2010/08/04 15:43:51	0.625	106.2	10.3
2497	2010/08/04 15:43:51	0.875	106.6	10.8

2498	2010/08/04 15:44:07	0.875	103.5	9.9
2499	2010/08/04 15:44:09	0.625	106.3	11.8
2500	2010/08/04 15:44:26	0.625	103.0	9.3
2501	2010/08/04 15:44:58	0.875	95.1	8.5
2502	2010/08/04 15:45:04	0.625	101.4	10.3
2503	2010/08/04 15:45:05	0.875	102.7	10.9
2504	2010/08/04 15:45:06	0.875	99.7	9.6
2505	2010/08/04 15:45:13	0.750	106.7	10.3
2506	2010/08/04 15:45:16	1.000	104.0	10.2
2507	2010/08/04 15:45:24	0.750	103.6	10.2
2508	2010/08/04 15:46:13	1.000	101.7	10.6
2509	2010/08/04 15:46:17	0.875	104.1	11.1
2510	2010/08/04 15:46:20	0.625	104.8	10.3
2511	2010/08/04 15:48:21	0.625	103.5	11.9
2512	2010/08/04 15:48:59	0.625	104.6	11.3
2513	2010/08/04 15:49:48	0.875	94.3	9.1
2514	2010/08/04 15:49:49	0.500	85.9	9.1
2515	2010/08/04 15:49:53	0.625	93.9	10.3
2516	2010/08/04 15:49:56	0.625	78.9	8.6
2517	2010/08/04 15:50:00	0.500	91.0	10.3
2518	2010/08/04 15:50:29	0.625	74.5	9.3
2519	2010/08/04 15:50:30	1.000	98.9	11.8
2520	2010/08/04 15:50:41	0.500	86.0	14.6
2521	2010/08/04 15:50:52	0.625	69.8	13.1
2522	2010/08/04 15:50:59	0.625	97.2	9.9
2523	2010/08/04 15:51:01	0.625	100.7	11.1
2524	2010/08/04 15:51:02	1.000	102.3	9.5
2525	2010/08/04 15:51:11	1.000	103.6	12.1
2526	2010/08/04 15:51:18	0.875	103.3	10.1
2527	2010/08/04 15:51:24	0.500	99.8	11.5
2528	2010/08/04 15:52:17	0.625	105.1	12.5
2529	2010/08/04 15:52:20	0.875	105.3	11.3
2530	2010/08/04 15:52:33	0.625	102.6	11.7
2531	2010/08/04 15:52:56	0.875	103.3	9.2
2532	2010/08/04 15:53:04	0.500	88.5	6.3
2533	2010/08/04 15:53:07	1.000	101.4	12.7
2534	2010/08/04 15:53:41	0.750	102.2	10.3
2535	2010/08/04 15:53:42	1.000	102.8	9.1
2536	2010/08/04 15:54:01	0.625	104.5	11.7
2537	2010/08/04 15:54:04	0.750	103.9	9.9
2538	2010/08/04 15:54:09	0.625	103.4	10.9
2539	2010/08/04 15:54:27	0.500	98.7	9.2
2540	2010/08/04 15:54:28	1.000	103.5	11.7
2541	2010/08/04 15:54:49	0.625	104.3	11.9
2542	2010/08/04 15:54:53	0.875	104.6	10.9
2543	2010/08/04 15:54:55	0.625	101.6	11.4
2544	2010/08/04 15:55:05	1.000	94.1	9.2
2545	2010/08/04 15:55:06	0.500	88.6	9.3

2546	2010/08/04 15:55:28	0.625	101.7	10.3
2547	2010/08/04 15:55:36	0.875	102.7	11.6
2548	2010/08/04 15:55:45	1.000	101.4	8.8
2549	2010/08/04 15:56:17	0.875	103.8	9.1
2550	2010/08/04 15:58:45	1.000	105.6	9.3
2551	2010/08/04 15:59:20	0.750	104.2	8.3
2552	2010/08/04 16:00:18	0.750	94.1	9.8
2553	2010/08/04 16:00:24	0.625	99.8	12.1
2554	2010/08/04 16:00:41	0.750	68.0	13.2
2555	2010/08/04 16:01:45	0.500	104.6	11.4
2556	2010/08/04 16:02:07	0.750	105.9	11.1
2557	2010/08/04 16:02:09	1.000	105.2	11.2
2558	2010/08/04 16:02:11	0.500	101.7	10.0
2559	2010/08/04 16:02:25	0.625	106.5	10.3
2560	2010/08/04 16:02:26	0.500	104.3	10.2
2561	2010/08/04 16:02:43	0.625	106.7	11.4
2562	2010/08/04 16:03:22	0.625	105.8	11.9
2563	2010/08/04 16:03:26	0.625	94.5	10.3
2564	2010/08/04 16:05:05	0.500	71.1	8.1
2565	2010/08/04 16:05:10	0.875	103.4	10.1
2566	2010/08/04 16:05:19	0.500	97.3	9.2
2567	2010/08/04 16:05:26	0.750	82.5	12.4
2568	2010/08/04 16:05:35	0.625	103.5	11.5
2569	2010/08/04 16:05:37	0.500	103.8	12.0
2570	2010/08/04 16:05:42	0.500	104.6	9.2
2571	2010/08/04 16:06:07	0.875	105.6	10.4
2572	2010/08/04 16:06:15	0.625	104.0	10.6
2573	2010/08/04 16:06:26	0.625	106.6	10.8
2574	2010/08/04 16:06:50	0.875	103.7	10.4
2575	2010/08/04 16:06:59	1.000	108.4	10.1
2576	2010/08/04 16:07:16	0.875	104.1	12.1
2577	2010/08/04 16:07:35	0.625	105.5	12.8
2578	2010/08/04 16:08:14	0.875	90.8	7.9
2579	2010/08/04 16:08:18	0.875	93.1	9.3
2580	2010/08/04 16:08:21	0.875	91.7	12.0
2581	2010/08/04 16:08:24	0.625	95.9	10.7
2582	2010/08/04 16:08:26	0.500	87.6	7.6
2583	2010/08/04 16:08:32	0.625	90.5	6.2
2584	2010/08/04 16:08:33	0.875	91.3	8.0
2585	2010/08/04 16:08:38	0.500	91.1	7.7
2586	2010/08/04 16:08:41	0.750	74.1	11.6
2587	2010/08/04 16:08:54	0.500	92.1	13.4
2588	2010/08/04 16:08:55	0.500	89.0	12.2
2589	2010/08/04 16:08:56	0.750	84.6	12.1
2590	2010/08/04 16:08:57	0.500	92.1	12.3
2591	2010/08/04 16:08:57	0.500	95.0	12.6
2592	2010/08/04 16:09:01	0.625	93.7	13.1
2593	2010/08/04 16:09:02	0.625	87.3	12.5

2594	2010/08/04 16:09:26	0.875	99.2	11.7
2595	2010/08/04 16:09:39	0.500	77.5	7.5
2596	2010/08/04 16:09:45	0.750	98.5	10.5
2597	2010/08/04 16:09:46	1.000	99.9	11.6
2598	2010/08/04 16:09:55	0.750	78.2	10.4
2599	2010/08/04 16:10:05	1.000	102.5	10.7
2600	2010/08/04 16:10:18	0.625	77.0	9.1
2601	2010/08/04 16:10:19	1.000	102.7	10.2
2602	2010/08/04 16:10:30	0.875	103.5	10.2
2603	2010/08/04 16:10:31	1.000	104.4	10.0
2604	2010/08/04 16:10:32	1.000	97.4	9.8
2605	2010/08/04 16:10:34	0.625	102.4	12.1
2606	2010/08/04 16:10:44	1.000	104.1	9.4
2607	2010/08/04 16:10:54	1.000	101.6	8.9
2608	2010/08/04 16:11:02	0.500	103.9	11.9
2609	2010/08/04 16:11:09	0.625	94.5	9.1
2610	2010/08/04 16:11:11	0.625	71.5	12.2
2611	2010/08/04 16:11:16	1.000	102.9	8.9
2612	2010/08/04 16:11:18	0.625	86.8	10.9
2613	2010/08/04 16:11:19	0.625	73.1	12.2
2614	2010/08/04 16:11:22	1.000	102.7	10.2
2615	2010/08/04 16:11:23	1.000	97.0	10.3
2616	2010/08/04 16:11:24	0.500	87.0	10.9
2617	2010/08/04 16:11:25	0.750	99.8	12.6
2618	2010/08/04 16:11:27	0.750	100.8	12.0
2619	2010/08/04 16:11:28	0.500	98.2	10.5
2620	2010/08/04 16:11:30	0.500	101.8	12.8
2621	2010/08/04 16:11:31	1.000	94.8	10.6
2622	2010/08/04 16:11:33	0.750	100.7	12.5
2623	2010/08/04 16:11:38	0.500	100.0	9.5
2624	2010/08/04 16:11:41	0.625	101.6	13.3
2625	2010/08/04 16:11:53	0.625	97.6	10.9
2626	2010/08/04 16:12:04	0.500	96.2	11.0
2627	2010/08/04 16:12:04	0.750	99.8	10.1
2628	2010/08/04 16:12:08	1.000	92.1	9.1
2629	2010/08/04 16:12:09	0.500	89.7	9.0
2630	2010/08/04 16:12:10	1.000	95.5	9.0
2631	2010/08/04 16:12:15	0.500	103.8	12.3
2632	2010/08/04 16:12:16	0.875	102.0	11.2
2633	2010/08/04 16:12:17	0.750	99.8	9.7
2634	2010/08/04 16:12:19	0.625	90.5	10.7
2635	2010/08/04 16:12:21	0.500	91.4	9.9
2636	2010/08/04 16:12:22	0.625	102.5	12.4
2637	2010/08/04 16:12:24	0.875	103.4	11.2
2638	2010/08/04 16:12:25	0.875	103.7	10.5
2639	2010/08/04 16:12:30	0.750	105.1	11.1
2640	2010/08/04 16:12:33	0.500	73.0	13.8
2641	2010/08/04 16:12:36	0.750	100.5	11.5

2642	2010/08/04 16:12:46	0.625	107.3	9.5
2643	2010/08/04 16:12:54	0.750	105.2	10.4
2644	2010/08/04 16:13:54	0.625	61.6	12.1
2645	2010/08/04 16:13:54	0.750	96.9	12.3
2646	2010/08/04 16:13:56	0.500	71.9	13.7
2647	2010/08/04 16:14:01	0.625	69.3	9.0
2648	2010/08/04 16:14:04	0.625	97.0	11.2
2649	2010/08/04 16:14:07	0.500	92.1	9.2
2650	2010/08/04 16:14:19	0.500	71.6	10.1
2651	2010/08/04 16:14:21	0.625	99.2	12.8
2652	2010/08/04 16:14:32	0.500	98.7	11.5
2653	2010/08/04 16:14:36	1.000	96.5	9.4
2654	2010/08/04 16:14:37	0.625	99.2	10.6
2655	2010/08/04 16:14:38	0.500	101.8	12.2
2656	2010/08/04 16:14:45	0.500	68.5	11.6
2657	2010/08/04 16:14:45	0.500	89.8	11.4
2658	2010/08/04 16:14:53	0.625	72.2	7.8
2659	2010/08/04 16:14:57	0.500	80.5	7.0
2660	2010/08/04 16:14:57	0.875	92.8	10.1
2661	2010/08/04 16:15:08	0.875	60.7	15.2
2662	2010/08/04 16:15:11	0.625	79.9	13.1
2663	2010/08/04 16:15:19	0.625	98.3	10.8
2664	2010/08/04 16:15:21	0.500	94.1	10.2
2665	2010/08/04 16:15:21	0.625	98.3	11.4
2666	2010/08/04 16:15:22	0.500	92.6	12.0
2667	2010/08/04 16:15:27	0.625	91.9	11.8
2668	2010/08/04 16:15:29	0.500	89.6	11.9
2669	2010/08/04 16:15:30	0.500	79.9	12.8
2670	2010/08/04 16:15:33	0.625	95.1	7.8
2671	2010/08/04 16:15:36	0.750	94.0	12.1
2672	2010/08/04 16:15:37	0.500	90.7	11.8
2673	2010/08/04 16:15:39	0.500	78.7	12.4
2674	2010/08/04 16:15:40	0.875	99.5	11.6
2675	2010/08/04 16:15:51	0.500	96.1	9.7
2676	2010/08/04 16:15:51	0.875	97.9	10.2
2677	2010/08/04 16:15:54	0.750	100.0	10.4
2678	2010/08/04 16:15:58	1.000	100.2	8.3
2679	2010/08/04 16:16:05	0.625	97.0	9.3
2680	2010/08/04 16:16:08	0.500	95.2	10.8
2681	2010/08/04 16:16:17	1.000	101.7	10.5
2682	2010/08/04 16:16:24	0.500	100.0	9.7
2683	2010/08/04 16:16:29	1.000	105.5	10.9
2684	2010/08/04 16:16:30	0.500	102.5	9.0
2685	2010/08/04 16:16:30	0.875	104.9	9.0
2686	2010/08/04 16:16:37	0.500	97.5	11.6
2687	2010/08/04 16:16:38	0.500	101.9	10.9
2688	2010/08/04 16:16:56	0.500	105.9	11.4
2689	2010/08/04 16:17:21	0.500	103.0	11.9

2690	2010/08/04 16:17:23	0.625	102.8	11.5
2691	2010/08/04 16:17:31	0.750	103.3	11.4
2692	2010/08/04 16:17:33	0.500	105.9	11.8
2693	2010/08/04 16:17:41	1.000	103.7	10.4
2694	2010/08/04 16:17:45	0.500	99.6	10.8
2695	2010/08/04 16:17:49	0.750	104.5	11.2
2696	2010/08/04 16:17:53	0.750	100.6	11.2
2697	2010/08/04 16:18:00	0.625	102.1	11.3
2698	2010/08/04 16:18:03	0.500	102.7	10.8
2699	2010/08/04 16:18:11	0.500	103.2	12.6
2700	2010/08/04 16:18:16	0.625	102.0	9.0
2701	2010/08/04 16:19:50	0.500	98.6	12.1
2702	2010/08/04 16:19:52	0.625	74.9	14.0
2703	2010/08/04 16:19:56	1.000	99.8	12.1
2704	2010/08/04 16:20:15	0.750	107.1	10.2
2705	2010/08/04 16:20:36	0.750	104.7	9.6
2706	2010/08/04 16:20:38	0.500	105.1	10.9
2707	2010/08/04 16:20:45	0.500	104.7	10.0
2708	2010/08/04 16:20:56	0.875	102.2	9.0
2709	2010/08/04 16:23:03	0.625	73.6	12.0
2710	2010/08/04 16:25:19	0.500	102.0	10.4
2711	2010/08/04 16:25:28	1.000	95.3	7.6
2712	2010/08/04 16:25:29	0.875	88.2	7.8
2713	2010/08/04 16:25:34	0.625	102.8	11.3
2714	2010/08/04 16:25:35	1.000	102.5	10.6
2715	2010/08/04 16:25:42	0.625	101.9	8.2
2716	2010/08/04 16:26:25	0.875	103.7	9.5
2717	2010/08/04 16:26:28	0.500	102.4	9.1
2718	2010/08/04 16:26:31	1.000	102.5	9.8
2719	2010/08/04 16:26:32	0.750	103.8	9.8
2720	2010/08/04 16:26:35	0.500	102.4	9.6
2721	2010/08/04 16:26:49	0.625	100.8	9.6
2722	2010/08/04 16:26:59	0.875	104.2	10.8
2723	2010/08/04 16:27:02	0.625	102.9	9.8
2724	2010/08/04 16:27:03	0.625	102.7	10.2
2725	2010/08/04 16:27:04	0.625	104.2	10.6
2726	2010/08/04 16:27:31	1.000	107.3	10.0
2727	2010/08/04 16:27:35	0.750	103.8	10.1
2728	2010/08/04 16:28:08	0.625	93.4	11.6
2729	2010/08/04 16:28:17	0.500	105.1	12.0
2730	2010/08/04 16:28:19	1.000	78.1	14.8
2731	2010/08/04 16:28:20	0.875	90.7	14.3
2732	2010/08/04 16:28:27	0.500	102.8	11.5
2733	2010/08/04 16:28:47	0.750	102.5	11.0
2734	2010/08/04 16:28:49	1.000	98.8	8.7
2735	2010/08/04 16:29:06	0.625	104.2	12.9
2736	2010/08/04 16:29:10	0.500	98.0	13.1
2737	2010/08/04 16:29:29	0.500	96.3	9.7

2738	2010/08/04 16:29:34	0.625	102.9	11.6
2739	2010/08/04 16:29:43	0.875	97.8	9.2
2740	2010/08/04 16:29:44	1.000	96.2	8.8
2741	2010/08/04 16:29:46	0.750	98.8	9.7
2742	2010/08/04 16:29:48	0.625	97.4	10.0
2743	2010/08/04 16:29:51	0.500	100.1	11.5
2744	2010/08/04 16:30:21	0.500	93.0	9.1
2745	2010/08/04 16:30:23	0.750	102.7	11.5
2746	2010/08/04 16:30:25	1.000	103.5	12.2
2747	2010/08/04 16:30:29	0.750	95.8	8.4
2748	2010/08/04 16:30:29	0.750	95.7	8.9
2749	2010/08/04 16:30:33	0.500	102.7	12.2
2750	2010/08/04 16:30:34	0.500	103.9	12.0
2751	2010/08/04 16:30:34	0.625	105.5	11.8
2752	2010/08/04 16:30:36	0.875	106.5	11.0
2753	2010/08/04 16:30:38	0.500	103.3	10.8
2754	2010/08/04 16:30:42	0.875	103.5	9.8
2755	2010/08/04 16:30:45	0.500	104.2	11.4
2756	2010/08/04 16:30:48	0.625	101.3	10.1
2757	2010/08/04 16:30:49	0.500	96.3	10.7
2758	2010/08/04 16:30:51	1.000	97.3	9.6
2759	2010/08/04 16:30:53	0.750	104.1	11.7
2760	2010/08/04 16:30:54	0.625	101.1	10.2
2761	2010/08/04 16:31:01	0.625	103.6	11.6
2762	2010/08/04 16:31:05	0.625	104.5	11.7
2763	2010/08/04 16:31:13	1.000	99.0	9.0
2764	2010/08/04 16:31:25	0.625	107.2	13.2
2765	2010/08/04 16:31:29	0.500	98.5	12.1
2766	2010/08/04 16:31:33	0.625	105.7	11.3
2767	2010/08/04 16:31:34	0.500	102.8	10.1
2768	2010/08/04 16:31:35	0.500	93.9	10.7
2769	2010/08/04 16:31:36	1.000	96.0	9.1
2770	2010/08/04 16:31:46	0.750	106.6	11.6
2771	2010/08/04 16:31:50	0.500	105.7	11.3
2772	2010/08/04 16:31:53	0.500	87.8	11.4
2773	2010/08/04 16:31:56	0.875	87.3	8.9
2774	2010/08/04 16:32:01	0.500	100.7	10.9
2775	2010/08/04 16:32:18	1.000	94.1	8.5
2776	2010/08/04 16:32:58	0.625	89.4	8.2
2777	2010/08/04 16:33:01	0.750	91.4	9.9
2778	2010/08/04 16:33:13	0.875	95.3	7.5
2779	2010/08/04 16:33:19	0.500	97.5	11.7
2780	2010/08/04 16:33:20	0.875	98.2	9.7
2781	2010/08/04 16:33:22	1.000	97.9	7.9
2782	2010/08/04 16:33:27	0.750	96.2	8.5
2783	2010/08/04 16:33:32	0.625	102.4	12.3
2784	2010/08/04 16:33:33	0.625	101.5	10.1
2785	2010/08/04 16:33:41	1.000	100.7	8.1

2786	2010/08/04 16:33:59	0.875	103.1	11.7
2787	2010/08/04 16:34:01	0.500	101.7	11.3
2788	2010/08/04 16:34:02	0.750	103.2	11.7
2789	2010/08/04 16:34:07	0.500	99.2	10.3
2790	2010/08/04 16:34:11	0.500	105.0	9.5
2791	2010/08/04 16:34:24	0.875	75.9	8.2
2792	2010/08/04 16:34:27	0.500	73.8	10.1
2793	2010/08/04 16:34:31	1.000	101.3	11.1
2794	2010/08/04 16:34:34	0.500	73.7	10.7
2795	2010/08/04 16:34:43	0.750	102.2	11.9
2796	2010/08/04 16:34:44	0.625	102.9	11.7
2797	2010/08/04 16:34:58	0.750	104.8	11.7
2798	2010/08/04 16:35:02	0.500	103.1	11.2
2799	2010/08/04 16:35:03	0.750	99.2	11.2
2800	2010/08/04 16:35:05	0.875	104.9	11.5
2801	2010/08/04 16:35:08	0.500	103.7	10.2
2802	2010/08/04 16:35:09	0.625	101.1	10.1
2803	2010/08/04 16:35:09	0.500	102.2	10.5
2804	2010/08/04 16:35:47	0.500	80.4	8.7
2805	2010/08/04 16:35:53	1.000	97.9	8.4
2806	2010/08/04 16:35:54	0.875	96.5	9.6
2807	2010/08/04 16:35:58	0.500	82.7	8.0
2808	2010/08/04 16:35:59	0.875	96.9	12.0
2809	2010/08/04 16:36:05	0.500	73.3	11.8
2810	2010/08/04 16:36:22	0.625	95.4	9.7
2811	2010/08/04 16:36:33	0.500	79.8	12.1
2812	2010/08/04 16:36:36	0.500	100.8	12.9
2813	2010/08/04 16:36:40	0.500	82.1	13.6
2814	2010/08/04 16:36:43	0.750	95.6	12.5
2815	2010/08/04 16:36:57	1.000	103.2	11.1
2816	2010/08/04 16:37:13	0.875	105.0	12.0
2817	2010/08/04 16:37:15	1.000	101.4	11.1
2818	2010/08/04 16:37:18	0.625	104.9	11.1
2819	2010/08/04 16:37:30	0.750	102.1	11.5
2820	2010/08/04 16:37:44	0.750	99.1	9.6
2821	2010/08/04 16:38:00	1.000	97.9	10.3
2822	2010/08/04 16:38:10	0.875	104.9	11.3
2823	2010/08/04 16:38:34	0.750	104.6	11.6
2824	2010/08/04 16:38:37	0.500	103.3	11.7
2825	2010/08/04 16:38:41	0.750	105.2	11.4
2826	2010/08/04 16:38:44	0.625	102.1	8.2
2827	2010/08/04 16:38:45	0.875	103.4	10.4
2828	2010/08/04 16:38:52	0.500	105.3	9.8
2829	2010/08/04 16:38:53	0.625	104.5	10.4
2830	2010/08/04 16:38:54	0.500	105.0	11.6
2831	2010/08/04 16:39:00	0.500	105.3	11.4
2832	2010/08/04 16:39:28	0.625	67.7	6.2
2833	2010/08/04 16:39:49	0.875	91.1	11.6

2834	2010/08/04 16:39:55	1.000	90.5	10.9
2835	2010/08/04 16:40:00	0.750	91.0	12.0
2836	2010/08/04 16:40:06	0.625	92.2	8.7
2837	2010/08/04 16:40:13	1.000	95.8	11.1
2838	2010/08/04 16:40:22	0.625	90.3	12.1
2839	2010/08/04 16:40:23	0.750	86.6	11.1
2840	2010/08/04 16:40:26	1.000	89.9	10.7
2841	2010/08/04 16:40:39	0.625	88.5	11.4
2842	2010/08/04 16:41:00	0.750	88.6	11.0
2843	2010/08/04 16:41:13	1.000	89.0	11.3
2844	2010/08/04 16:41:16	0.500	90.6	11.7
2845	2010/08/04 16:41:20	0.625	91.0	12.0
2846	2010/08/04 16:41:21	0.750	91.5	11.4
2847	2010/08/04 16:41:24	0.500	84.7	8.3
2848	2010/08/04 16:41:27	0.625	88.0	11.5
2849	2010/08/04 16:41:33	0.750	93.3	11.5
2850	2010/08/04 16:41:35	0.500	91.4	13.0
2851	2010/08/04 16:41:45	0.875	92.9	10.7
2852	2010/08/04 16:42:00	0.625	90.0	8.6
2853	2010/08/04 16:42:02	0.625	95.3	10.7
2854	2010/08/04 16:42:06	0.625	85.0	8.4
2855	2010/08/04 16:42:07	0.625	92.7	9.9
2856	2010/08/04 16:42:09	0.625	73.5	13.1
2857	2010/08/04 16:42:10	1.000	94.5	11.0
2858	2010/08/04 16:42:13	1.000	96.2	10.3
2859	2010/08/04 16:42:19	0.500	98.7	12.4
2860	2010/08/04 16:42:22	0.500	104.1	11.4
2861	2010/08/04 16:42:25	0.500	95.4	10.5
2862	2010/08/04 16:42:25	0.625	102.5	12.5
2863	2010/08/04 16:42:26	0.500	105.5	12.6
2864	2010/08/04 16:42:32	0.500	103.0	11.8
2865	2010/08/04 16:42:37	0.500	104.8	11.9
2866	2010/08/04 16:42:46	0.625	103.0	12.1
2867	2010/08/04 16:42:47	0.500	99.2	11.1
2868	2010/08/04 16:42:48	0.750	92.8	11.4
2869	2010/08/04 16:42:49	0.625	88.8	12.0
2870	2010/08/04 16:42:50	0.500	86.0	12.7
2871	2010/08/04 16:42:55	0.500	103.8	12.1
2872	2010/08/04 16:42:55	0.875	103.1	10.3
2873	2010/08/04 16:43:00	0.625	99.3	11.6
2874	2010/08/04 16:43:08	0.500	68.1	8.0
2875	2010/08/04 16:43:13	0.500	78.9	11.5
2876	2010/08/04 16:43:13	0.500	89.4	11.7
2877	2010/08/04 16:43:14	0.500	80.7	12.6
2878	2010/08/04 16:43:19	0.500	80.5	7.1
2879	2010/08/04 16:43:22	0.750	92.6	6.8
2880	2010/08/04 16:43:31	0.750	93.9	10.0
2881	2010/08/04 16:43:33	0.875	103.7	11.0

2882	2010/08/04 16:43:34	0.750	103.9	11.5
2883	2010/08/04 16:43:35	1.000	100.1	9.4
2884	2010/08/04 16:44:14	1.000	98.7	7.5
2885	2010/08/04 16:44:34	0.625	102.1	9.6
2886	2010/08/04 16:44:35	0.625	100.7	9.4
2887	2010/08/04 16:44:35	0.500	96.1	9.2
2888	2010/08/04 16:44:36	0.500	101.0	10.9
2889	2010/08/04 16:44:38	0.875	105.1	11.7
2890	2010/08/04 16:44:40	0.500	99.4	10.3
2891	2010/08/04 16:44:41	0.875	100.6	9.5
2892	2010/08/04 16:44:43	0.875	100.7	9.6
2893	2010/08/04 16:44:49	0.500	95.4	9.8
2894	2010/08/04 16:44:49	0.750	103.0	10.5
2895	2010/08/04 16:44:51	0.625	102.1	11.7
2896	2010/08/04 16:44:53	0.500	100.8	10.1
2897	2010/08/04 16:44:54	0.625	100.4	10.9
2898	2010/08/04 16:44:57	0.750	103.6	12.0
2899	2010/08/04 16:45:01	0.750	101.1	10.6
2900	2010/08/04 16:45:02	0.500	85.5	11.9
2901	2010/08/04 16:45:03	0.500	104.5	13.6
2902	2010/08/04 16:45:04	0.625	104.4	11.9
2903	2010/08/04 16:46:25	1.000	95.4	9.9
2904	2010/08/04 16:46:51	0.625	88.8	12.4
2905	2010/08/04 16:46:55	0.875	90.8	12.1
2906	2010/08/04 16:46:57	0.875	92.5	11.7
2907	2010/08/04 16:47:05	1.000	91.5	9.7
2908	2010/08/04 16:48:16	1.000	91.3	8.9
2909	2010/08/04 16:49:00	0.750	87.6	10.8
2910	2010/08/04 16:49:04	0.625	91.0	12.1
2911	2010/08/04 16:51:02	0.625	96.5	11.9
2912	2010/08/04 16:51:08	0.875	90.9	8.1
2913	2010/08/04 16:55:10	0.875	82.8	8.5
2914	2010/08/04 16:55:38	0.750	80.8	11.7
2915	2010/08/04 16:56:51	0.875	89.9	8.0
2916	2010/08/04 16:57:46	0.625	88.6	7.5
2917	2010/08/04 16:58:02	0.625	93.5	12.0
2918	2010/08/04 17:03:37	1.000	96.6	7.3
2919	2010/08/04 17:10:31	0.500	85.0	12.4
2920	2010/08/04 17:10:34	0.625	98.2	13.4
2921	2010/08/04 17:10:51	0.750	89.7	10.3
2922	2010/08/04 17:12:38	0.500	95.8	10.8
2923	2010/08/04 17:13:55	1.000	95.2	6.4
2924	2010/08/04 17:13:56	1.000	92.2	7.5
2925	2010/08/04 17:14:18	0.750	96.4	13.5
2926	2010/08/04 17:14:59	1.000	88.2	9.8
2927	2010/08/04 17:16:02	0.625	93.6	11.3
2928	2010/08/04 17:16:05	1.000	95.3	11.8
2929	2010/08/04 17:16:07	0.625	94.7	11.7

2930	2010/08/04 17:16:11	1.000	95.2	9.3
2931	2010/08/04 17:16:19	0.750	90.6	11.0
2932	2010/08/04 17:17:07	0.875	90.3	9.2
2933	2010/08/04 17:17:09	0.750	96.3	10.4
2934	2010/08/04 17:17:17	0.625	96.7	11.9
2935	2010/08/04 17:18:35	0.875	92.6	10.2
2936	2010/08/04 17:18:47	0.625	88.5	12.0
2937	2010/08/04 17:20:57	0.625	95.7	11.7
2938	2010/08/04 17:21:01	0.625	96.8	12.9
2939	2010/08/04 17:21:38	0.500	96.7	13.4
2940	2010/08/04 17:21:44	0.750	85.5	10.1
2941	2010/08/04 17:21:46	0.625	92.5	12.6
2942	2010/08/04 17:21:52	0.625	95.3	13.1
2943	2010/08/04 17:24:16	1.000	94.3	8.1
2944	2010/08/04 17:24:40	0.875	93.0	10.2
2945	2010/08/04 17:25:24	1.000	90.7	7.4
2946	2010/08/04 17:27:40	0.750	93.4	12.2
2947	2010/08/04 17:27:54	1.000	95.0	8.5
2948	2010/08/04 17:27:57	0.500	95.5	12.0
2949	2010/08/04 17:27:58	0.500	99.1	12.5
2950	2010/08/04 17:28:11	0.625	92.6	13.0
2951	2010/08/04 17:28:41	0.750	93.8	12.8
2952	2010/08/04 17:30:22	0.625	99.3	12.6
2953	2010/08/04 17:33:19	0.750	81.1	9.7
2954	2010/08/04 17:34:07	1.000	83.2	11.0
2955	2010/08/04 17:34:12	0.750	82.0	8.9
2956	2010/08/04 17:37:23	0.625	85.5	12.4
2957	2010/08/04 17:39:22	0.625	97.5	11.1
2958	2010/08/04 17:39:24	0.875	97.4	10.9
2959	2010/08/04 17:40:33	1.000	96.1	7.2
2960	2010/08/04 17:40:43	1.000	96.6	10.7
2961	2010/08/04 17:40:52	0.875	95.4	10.7
2962	2010/08/04 17:40:57	1.000	95.6	9.6
2963	2010/08/04 17:41:11	0.625	95.6	13.6
2964	2010/08/04 17:41:26	0.500	106.6	13.6
2965	2010/08/04 17:43:55	0.875	97.6	10.1
2966	2010/08/04 17:45:42	0.875	95.9	9.2
2967	2010/08/04 17:45:49	0.875	98.3	11.7
2968	2010/08/04 17:45:54	1.000	102.3	12.6
2969	2010/08/04 17:47:06	1.000	96.2	10.6
2970	2010/08/04 17:48:55	0.750	98.9	10.8
2971	2010/08/04 17:48:56	0.625	95.2	10.2
2972	2010/08/04 17:50:40	0.875	95.7	7.1
2973	2010/08/04 17:51:25	0.750	105.0	12.0
2974	2010/08/04 17:51:56	0.750	84.4	8.3
2975	2010/08/04 17:52:02	0.625	94.7	12.3
2976	2010/08/04 17:52:49	0.750	98.5	9.8
2977	2010/08/04 17:52:56	1.000	90.7	7.3

2978	2010/08/04 17:54:58	0.625	94.5	12.4
2979	2010/08/04 17:56:28	1.000	96.1	8.0
2980	2010/08/04 17:57:14	0.750	103.0	12.2
2981	2010/08/04 17:58:08	0.500	101.1	12.3
2982	2010/08/04 17:58:13	0.750	93.9	8.4
2983	2010/08/04 17:58:14	0.625	91.6	9.7
2984	2010/08/04 17:59:41	0.875	91.9	11.5
2985	2010/08/04 17:59:47	0.625	89.5	9.9
2986	2010/08/04 18:00:06	0.750	90.4	8.5
2987	2010/08/04 18:00:08	0.625	89.2	10.4
2988	2010/08/04 18:00:19	1.000	94.2	10.3
2989	2010/08/04 18:01:16	0.750	79.7	10.2
2990	2010/08/04 18:02:09	0.500	86.0	11.9
2991	2010/08/04 18:02:11	1.000	83.4	9.5
2992	2010/08/04 18:02:14	0.625	84.4	11.8
2993	2010/08/04 18:03:05	0.625	101.9	13.5
2994	2010/08/04 18:03:09	0.500	105.6	13.8
2995	2010/08/04 18:03:18	0.750	101.0	11.9
2996	2010/08/04 18:03:20	0.875	90.4	10.8
2997	2010/08/04 18:03:49	1.000	103.9	11.7
2998	2010/08/04 18:04:02	0.625	105.2	12.9
2999	2010/08/04 18:04:18	0.625	103.3	10.9
3000	2010/08/04 18:05:45	0.625	103.8	10.0
3001	2010/08/04 18:06:16	0.625	83.5	9.4
3002	2010/08/04 18:06:44	0.875	101.3	8.0
3003	2010/08/04 18:07:04	0.875	95.1	9.2
3004	2010/08/04 18:08:09	0.625	87.2	11.8
3005	2010/08/04 18:08:18	0.875	82.1	11.4
3006	2010/08/04 18:08:46	1.000	105.8	13.1
3007	2010/08/04 18:08:50	1.000	103.5	8.8
3008	2010/08/04 18:09:54	0.875	104.9	13.6
3009	2010/08/04 18:09:58	0.750	96.2	9.2
3010	2010/08/04 18:10:00	0.625	107.5	12.2
3011	2010/08/04 18:10:14	1.000	108.6	10.3
3012	2010/08/04 18:10:20	0.625	107.5	12.2
3013	2010/08/04 18:10:21	0.750	108.1	9.7
3014	2010/08/04 18:10:23	0.625	101.2	10.4
3015	2010/08/04 18:10:50	0.500	105.1	12.7
3016	2010/08/04 18:11:00	0.625	107.4	11.9
3017	2010/08/04 18:11:12	0.875	89.2	8.5
3018	2010/08/04 18:11:17	0.750	108.2	11.3
3019	2010/08/04 18:11:20	0.625	103.0	11.4
3020	2010/08/04 18:11:27	0.500	107.2	12.9
3021	2010/08/04 18:11:28	0.875	96.9	13.5
3022	2010/08/04 18:11:43	0.750	105.3	12.4
3023	2010/08/04 18:11:49	0.500	105.4	13.2
3024	2010/08/04 18:11:56	0.625	107.0	12.2
3025	2010/08/04 18:11:59	0.875	105.6	11.5

3026	2010/08/04 18:12:14	0.750	105.4	9.3
3027	2010/08/04 18:12:21	1.000	97.1	9.4
3028	2010/08/04 18:12:24	0.625	100.1	10.5
3029	2010/08/04 18:13:08	0.500	93.5	7.1
3030	2010/08/04 18:13:15	1.000	92.7	8.5
3031	2010/08/04 18:13:21	0.625	92.7	10.9
3032	2010/08/04 18:13:23	0.625	91.6	11.9
3033	2010/08/04 18:13:25	1.000	93.2	11.1
3034	2010/08/04 18:13:29	0.500	88.0	10.8
3035	2010/08/04 18:13:29	0.875	93.0	9.8
3036	2010/08/04 18:13:31	0.625	94.8	12.4
3037	2010/08/04 18:13:32	0.500	94.3	11.4
3038	2010/08/04 18:13:33	0.625	92.5	11.0
3039	2010/08/04 18:13:34	0.625	99.6	12.7
3040	2010/08/04 18:13:40	1.000	94.5	9.2
3041	2010/08/04 18:13:54	0.875	100.5	12.0
3042	2010/08/04 18:13:57	0.875	101.6	10.8
3043	2010/08/04 18:14:14	0.625	94.2	8.5
3044	2010/08/04 18:14:34	0.750	87.8	7.5
3045	2010/08/04 18:15:02	0.625	93.5	8.7
3046	2010/08/04 18:15:09	0.500	104.0	12.5
3047	2010/08/04 18:17:46	0.875	104.0	9.4
3048	2010/08/04 18:19:53	0.625	105.4	11.8
3049	2010/08/04 18:20:00	0.875	105.1	10.3
3050	2010/08/04 18:21:33	0.875	100.4	7.4
3051	2010/08/04 18:22:02	0.875	105.6	11.4
3052	2010/08/04 18:24:30	1.000	104.9	6.8
3053	2010/08/04 18:27:31	0.875	108.1	10.3
3054	2010/08/04 18:27:39	0.750	102.0	9.2
3055	2010/08/04 18:28:44	0.625	105.6	11.9
3056	2010/08/04 18:29:20	0.875	102.9	11.8
3057	2010/08/04 18:29:43	0.500	109.1	11.2
3058	2010/08/04 18:32:43	0.625	104.1	10.2
3059	2010/08/04 18:32:52	0.625	102.8	8.4
3060	2010/08/04 18:33:05	0.625	108.2	11.0
3061	2010/08/04 18:33:17	0.625	107.2	11.9
3062	2010/08/04 18:33:19	0.875	105.5	8.6
3063	2010/08/04 18:33:37	1.000	105.5	10.7
3064	2010/08/04 18:33:54	0.875	107.9	10.8
3065	2010/08/04 18:33:55	0.875	103.3	11.5
3066	2010/08/04 18:34:26	0.750	106.0	11.3
3067	2010/08/04 18:35:00	0.750	105.3	10.7
3068	2010/08/04 18:35:02	0.625	103.8	11.7
3069	2010/08/04 18:36:20	0.625	96.3	10.2
3070	2010/08/04 18:36:43	1.000	106.6	10.3
3071	2010/08/04 18:37:28	0.875	105.9	10.2
3072	2010/08/04 18:37:35	0.750	108.7	11.5
3073	2010/08/04 18:38:08	0.750	101.3	11.2

3074	2010/08/04 18:38:30	0.625	105.2	12.1
3075	2010/08/04 18:38:43	0.500	106.7	11.4
3076	2010/08/04 18:38:49	0.500	105.7	11.3
3077	2010/08/04 18:38:50	0.625	104.4	10.5
3078	2010/08/04 18:38:52	0.875	107.8	12.1
3079	2010/08/04 18:39:17	0.875	107.9	13.3
3080	2010/08/04 18:39:25	0.625	106.2	12.9
3081	2010/08/04 18:39:29	0.750	106.7	12.2
3082	2010/08/04 18:39:30	0.750	107.7	11.3
3083	2010/08/04 18:39:32	0.750	101.3	11.5
3084	2010/08/04 18:39:42	0.875	105.1	12.1
3085	2010/08/04 18:39:57	0.625	103.9	11.2
3086	2010/08/04 18:40:07	0.875	105.9	11.0
3087	2010/08/04 18:40:23	0.500	106.4	13.3
3088	2010/08/04 18:40:37	0.750	109.0	11.9
3089	2010/08/04 18:41:47	0.500	106.2	9.7
3090	2010/08/04 18:42:27	0.875	108.2	10.3
3091	2010/08/04 18:42:36	0.500	108.4	12.7
3092	2010/08/04 18:42:52	1.000	103.5	8.5
3093	2010/08/04 18:43:05	0.750	106.0	12.5
3094	2010/08/04 18:43:21	0.500	108.9	11.6
3095	2010/08/04 18:43:26	0.875	105.9	10.1
3096	2010/08/04 18:43:44	0.875	108.0	11.7
3097	2010/08/04 18:43:51	0.875	108.0	11.4
3098	2010/08/04 18:44:07	0.625	105.8	9.5
3099	2010/08/04 18:44:14	0.625	104.5	10.9
3100	2010/08/04 18:44:15	1.000	109.2	10.8
3101	2010/08/04 18:44:17	0.875	110.8	8.0
3102	2010/08/04 18:44:19	0.875	108.5	9.4
3103	2010/08/04 18:44:21	0.500	105.5	10.2
3104	2010/08/04 18:44:46	0.875	106.2	12.3
3105	2010/08/04 18:45:30	0.875	90.5	7.5
3106	2010/08/04 18:46:19	0.625	94.6	11.2
3107	2010/08/04 18:46:26	0.625	98.2	12.1
3108	2010/08/04 18:46:42	1.000	89.8	10.0
3109	2010/08/04 18:47:11	1.000	101.4	11.0
3110	2010/08/04 18:47:42	0.500	104.3	12.8
3111	2010/08/04 18:47:54	0.500	104.2	12.7
3112	2010/08/04 18:48:38	0.500	100.5	11.7
3113	2010/08/04 18:49:00	0.625	105.0	12.1
3114	2010/08/04 18:49:11	0.500	107.3	12.4
3115	2010/08/04 18:49:30	0.500	107.7	12.8
3116	2010/08/04 18:49:31	0.875	107.7	10.9
3117	2010/08/04 18:49:33	0.875	106.5	9.4
3118	2010/08/04 18:49:40	0.500	106.0	12.2
3119	2010/08/04 18:49:49	0.625	107.0	11.3
3120	2010/08/04 18:50:52	0.500	105.5	12.3
3121	2010/08/04 18:51:15	0.625	106.2	12.5

3122	2010/08/04 18:51:19	0.875	105.9	11.8
3123	2010/08/04 18:51:29	0.625	104.5	12.4
3124	2010/08/04 18:52:33	0.875	99.1	10.7
3125	2010/08/04 18:52:40	0.875	87.8	11.5
3126	2010/08/04 18:53:14	0.875	89.3	9.3
3127	2010/08/04 18:53:40	0.625	106.8	13.4
3128	2010/08/04 18:53:57	0.875	94.6	9.1
3129	2010/08/04 18:54:28	0.875	98.4	11.3
3130	2010/08/04 18:54:40	1.000	102.3	11.1
3131	2010/08/04 18:54:51	0.625	99.4	9.1
3132	2010/08/04 18:55:05	0.625	105.1	12.0
3133	2010/08/04 18:55:06	0.625	101.6	9.8
3134	2010/08/04 18:55:25	0.625	100.8	11.4
3135	2010/08/04 18:55:52	0.625	85.9	8.1
3136	2010/08/04 18:56:06	1.000	90.9	12.5
3137	2010/08/04 18:56:13	0.500	83.6	9.2
3138	2010/08/04 18:56:16	0.875	88.1	12.9
3139	2010/08/04 18:56:25	1.000	87.4	9.2
3140	2010/08/04 18:56:59	0.625	90.3	12.0
3141	2010/08/04 18:57:13	0.750	87.2	10.6
3142	2010/08/04 18:57:14	1.000	88.6	10.6
3143	2010/08/04 18:57:16	0.750	90.0	8.7
3144	2010/08/04 18:57:28	0.750	86.8	10.8
3145	2010/08/04 19:02:32	0.500	84.9	12.7
3146	2010/08/04 19:03:52	0.750	83.0	11.8
3147	2010/08/04 19:03:53	0.625	91.5	13.2
3148	2010/08/04 19:04:33	0.875	83.3	13.2
3149	2010/08/04 19:05:38	0.750	86.4	12.2
3150	2010/08/04 19:05:45	0.625	87.6	12.7
3151	2010/08/04 19:06:05	0.875	96.0	12.0
3152	2010/08/04 19:06:10	0.875	90.9	10.2
3153	2010/08/04 19:06:32	0.625	97.9	10.1
3154	2010/08/04 19:06:48	0.750	97.0	10.5
3155	2010/08/04 19:06:55	1.000	89.8	7.5
3156	2010/08/04 19:07:10	0.500	96.2	12.1
3157	2010/08/04 19:07:26	0.750	96.5	11.7
3158	2010/08/04 19:07:27	0.500	95.3	10.2
3159	2010/08/04 19:07:28	0.875	83.0	10.9
3160	2010/08/04 19:07:33	0.625	82.6	10.9
3161	2010/08/04 19:07:35	0.750	86.3	10.3
3162	2010/08/04 19:07:46	0.750	88.5	11.8
3163	2010/08/04 19:08:23	0.875	87.5	11.9
3164	2010/08/04 19:08:39	0.625	91.8	12.8
3165	2010/08/04 19:09:21	0.750	90.0	11.2
3166	2010/08/04 19:12:39	0.625	80.8	12.6
3167	2010/08/04 19:12:40	0.875	84.5	10.0
3168	2010/08/04 19:12:44	0.750	81.8	10.0
3169	2010/08/04 19:12:46	0.750	86.3	11.5

3170	2010/08/04 19:13:00	0.750	78.4	11.1
3171	2010/08/04 19:13:36	0.625	89.2	11.2
3172	2010/08/04 19:14:24	0.875	87.1	10.9
3173	2010/08/04 19:14:28	0.625	89.3	11.6
3174	2010/08/04 19:14:47	0.625	90.3	12.3
3175	2010/08/04 19:14:55	0.625	88.5	12.5
3176	2010/08/04 19:16:29	0.750	90.4	11.0
3177	2010/08/04 19:16:48	0.875	92.4	11.6
3178	2010/08/04 19:16:56	0.750	91.5	11.8
3179	2010/08/04 19:17:48	0.750	91.4	9.1
3180	2010/08/04 19:17:51	0.500	93.8	12.6
3181	2010/08/04 19:17:55	0.750	96.2	12.0
3182	2010/08/04 19:17:57	0.500	92.7	10.1
3183	2010/08/04 19:18:05	0.625	93.3	11.8
3184	2010/08/04 19:18:08	0.625	90.3	11.0
3185	2010/08/04 19:18:13	0.625	89.0	10.3
3186	2010/08/04 19:18:40	0.625	92.0	13.5
3187	2010/08/04 19:18:50	0.750	87.9	12.1
3188	2010/08/04 19:19:17	0.875	78.1	9.7
3189	2010/08/04 19:19:33	0.625	89.6	12.9
3190	2010/08/04 19:20:02	0.750	87.3	13.1
3191	2010/08/04 19:21:24	0.875	91.9	11.6
3192	2010/08/04 19:21:26	1.000	87.0	10.7
3193	2010/08/04 19:21:33	1.000	88.1	10.6
3194	2010/08/04 19:21:37	0.625	91.9	13.6
3195	2010/08/04 19:22:18	0.625	87.7	10.4
3196	2010/08/04 19:22:38	0.625	87.8	12.2
3197	2010/08/04 19:23:01	0.625	91.8	13.4
3198	2010/08/04 19:23:05	0.625	96.5	12.4
3199	2010/08/04 19:23:08	0.500	95.1	11.8
3200	2010/08/04 19:23:18	0.875	91.7	11.4
3201	2010/08/04 19:23:41	0.875	98.8	9.7
3202	2010/08/04 19:23:42	0.750	97.0	9.2
3203	2010/08/04 19:23:46	0.875	95.1	9.4
3204	2010/08/04 19:23:51	0.750	91.3	11.1
3205	2010/08/04 19:23:59	0.750	91.2	11.4
3206	2010/08/04 19:24:10	0.875	97.1	11.1
3207	2010/08/04 19:24:12	0.625	93.2	11.2
3208	2010/08/04 19:24:20	1.000	91.8	11.8
3209	2010/08/04 19:24:24	0.625	93.1	12.9
3210	2010/08/04 19:24:38	1.000	95.5	11.6
3211	2010/08/04 19:24:47	0.875	93.0	11.2
3212	2010/08/04 19:24:48	0.750	90.5	8.3
3213	2010/08/04 19:24:50	0.750	97.5	13.2
3214	2010/08/04 19:24:55	0.625	96.8	13.5
3215	2010/08/04 19:25:15	1.000	89.4	10.1
3216	2010/08/04 19:25:24	0.625	95.9	13.7
3217	2010/08/04 19:25:25	0.625	90.9	12.7

3218	2010/08/04 19:25:44	0.500	98.4	12.6
3219	2010/08/04 19:25:44	0.625	97.4	11.8
3220	2010/08/04 19:25:48	0.625	98.0	12.9
3221	2010/08/04 19:25:49	0.625	95.3	10.9
3222	2010/08/04 19:25:55	0.500	96.7	13.6
3223	2010/08/04 19:25:56	0.625	94.8	11.7
3224	2010/08/04 19:25:59	0.750	93.8	9.6
3225	2010/08/04 19:26:00	0.625	87.5	10.0
3226	2010/08/04 19:26:05	0.625	90.8	10.4
3227	2010/08/04 19:26:10	0.875	97.0	13.2
3228	2010/08/04 19:26:13	0.625	95.8	11.8
3229	2010/08/04 19:26:21	0.625	95.3	13.1
3230	2010/08/04 19:26:24	0.625	94.9	10.0
3231	2010/08/04 19:26:25	0.625	94.5	11.5
3232	2010/08/04 19:26:29	0.500	98.1	12.5
3233	2010/08/04 19:26:34	1.000	88.5	11.5
3234	2010/08/04 19:26:45	0.875	88.8	10.1
3235	2010/08/04 19:26:46	1.000	97.5	11.5
3236	2010/08/04 19:26:48	0.500	97.9	12.2
3237	2010/08/04 19:27:00	0.625	93.6	12.4
3238	2010/08/04 19:27:02	0.625	97.1	13.0
3239	2010/08/04 19:27:04	0.500	93.9	11.4
3240	2010/08/04 19:27:08	0.625	93.4	11.6
3241	2010/08/04 19:27:11	0.625	96.2	10.3
3242	2010/08/04 19:27:12	0.750	95.8	8.7
3243	2010/08/04 19:27:14	1.000	87.3	9.5
3244	2010/08/04 19:27:39	0.875	90.5	11.4
3245	2010/08/04 19:27:46	0.500	97.0	12.4
3246	2010/08/04 19:27:52	0.625	95.9	11.9
3247	2010/08/04 19:28:19	0.500	90.1	13.3
3248	2010/08/04 19:28:44	0.750	82.2	12.7
3249	2010/08/04 19:28:56	0.750	82.7	10.0
3250	2010/08/04 19:30:02	0.750	77.8	10.6
3251	2010/08/04 19:32:24	0.875	89.4	9.6
3252	2010/08/04 19:32:41	0.875	85.0	9.5
3253	2010/08/04 19:32:59	0.875	82.7	10.9
3254	2010/08/04 19:33:05	0.500	88.2	13.3
3255	2010/08/04 19:33:13	0.625	95.6	13.3
3256	2010/08/04 19:33:46	0.750	93.8	12.7
3257	2010/08/04 19:34:01	1.000	96.5	12.3
3258	2010/08/04 19:34:07	0.750	85.6	9.2
3259	2010/08/04 19:34:45	0.625	95.5	13.4
3260	2010/08/04 19:35:12	1.000	103.6	12.3
3261	2010/08/04 19:35:32	0.875	99.9	9.2
3262	2010/08/04 19:35:44	0.750	101.2	10.9
3263	2010/08/04 19:36:06	1.000	100.3	10.9
3264	2010/08/04 19:36:28	0.875	104.9	9.8
3265	2010/08/04 19:36:43	1.000	106.2	11.0

3266	2010/08/04 19:37:15	0.625	105.6	12.2
3267	2010/08/04 19:37:38	0.500	100.3	10.1
3268	2010/08/04 19:37:41	0.875	104.4	9.6
3269	2010/08/04 19:38:41	0.500	105.2	11.8
3270	2010/08/04 19:38:42	0.625	97.8	11.4
3271	2010/08/04 19:39:22	0.500	107.9	11.3
3272	2010/08/04 19:39:36	0.750	107.2	11.7
3273	2010/08/04 19:39:39	0.875	104.3	9.3
3274	2010/08/04 19:40:42	0.500	105.5	12.2
3275	2010/08/04 19:41:12	1.000	102.4	12.0
3276	2010/08/04 19:41:26	0.750	105.1	11.6
3277	2010/08/04 19:41:41	0.875	99.3	7.4
3278	2010/08/04 19:41:56	1.000	92.5	9.5
3279	2010/08/04 19:42:11	0.875	92.4	12.0
3280	2010/08/04 19:42:12	0.875	95.9	10.3
3281	2010/08/04 19:42:41	0.750	90.8	8.3
3282	2010/08/04 19:42:44	0.625	89.2	10.7
3283	2010/08/04 19:42:56	0.875	100.5	10.8
3284	2010/08/04 19:43:03	0.625	100.2	10.2
3285	2010/08/04 19:44:59	0.875	106.2	12.2
3286	2010/08/04 19:45:41	0.875	101.7	10.1
3287	2010/08/04 19:45:53	0.625	105.2	12.8
3288	2010/08/04 19:46:35	0.500	99.5	11.9
3289	2010/08/04 19:47:01	0.625	103.5	12.4
3290	2010/08/04 19:47:26	0.750	100.0	10.7
3291	2010/08/04 19:48:07	1.000	89.8	6.4
3292	2010/08/04 19:48:09	0.625	96.3	12.0
3293	2010/08/04 19:48:29	1.000	96.7	12.6
3294	2010/08/04 19:48:31	0.875	95.4	11.0
3295	2010/08/04 19:48:35	0.750	88.2	7.3
3296	2010/08/04 19:48:37	0.625	93.6	12.3
3297	2010/08/04 19:48:39	0.625	96.5	12.6
3298	2010/08/04 19:48:42	0.625	97.0	10.7
3299	2010/08/04 19:49:08	1.000	95.4	10.2
3300	2010/08/04 19:49:14	0.625	102.8	10.7
3301	2010/08/04 19:49:25	0.875	97.2	10.0
3302	2010/08/04 19:49:29	0.750	95.5	10.3
3303	2010/08/04 19:49:38	0.875	107.1	12.3
3304	2010/08/04 19:50:12	0.875	104.4	9.4
3305	2010/08/04 19:50:24	0.500	103.5	9.7
3306	2010/08/04 19:50:25	0.500	106.7	11.7
3307	2010/08/04 19:50:35	0.500	107.5	11.6
3308	2010/08/04 19:50:36	0.625	109.2	10.1
3309	2010/08/04 19:51:44	0.875	108.4	12.5
3310	2010/08/04 19:52:54	0.625	107.3	10.6
3311	2010/08/04 19:52:55	1.000	106.2	8.9
3312	2010/08/04 19:53:30	1.000	106.9	6.8
3313	2010/08/04 19:53:42	0.500	108.4	11.3

3314	2010/08/04 19:54:02	0.500	109.0	9.2
3315	2010/08/04 19:54:32	1.000	107.3	11.1
3316	2010/08/04 19:54:39	0.750	107.4	12.1
3317	2010/08/04 19:55:11	0.875	96.0	12.5
3318	2010/08/04 19:55:19	0.750	93.5	9.0
3319	2010/08/04 19:55:21	0.750	95.3	9.3
3320	2010/08/04 19:55:36	0.875	99.7	9.2
3321	2010/08/04 19:56:00	0.500	103.3	12.1
3322	2010/08/04 19:56:20	0.875	97.7	11.4
3323	2010/08/04 19:56:31	0.625	105.2	12.0
3324	2010/08/04 19:56:35	0.875	98.7	9.6
3325	2010/08/04 19:56:36	0.750	99.9	9.5
3326	2010/08/04 19:56:37	0.625	105.1	11.3
3327	2010/08/04 19:56:49	0.625	107.7	11.9
3328	2010/08/04 19:56:50	0.750	104.4	11.6
3329	2010/08/04 19:57:04	0.500	105.7	11.3
3330	2010/08/04 19:57:06	0.625	106.4	11.4
3331	2010/08/04 19:57:15	0.500	106.4	9.8
3332	2010/08/04 19:57:16	0.750	105.2	9.4
3333	2010/08/04 19:57:27	0.875	102.6	8.2
3334	2010/08/04 19:57:32	0.625	107.8	11.9
3335	2010/08/04 19:57:34	0.750	105.7	8.4
3336	2010/08/04 19:57:46	0.500	103.8	11.5
3337	2010/08/04 19:57:54	0.625	96.5	10.7
3338	2010/08/04 19:57:57	0.625	95.5	12.2
3339	2010/08/04 19:58:05	1.000	96.2	11.6
3340	2010/08/04 19:58:09	1.000	97.6	12.3
3341	2010/08/04 19:58:38	0.500	107.8	13.9
3342	2010/08/04 19:59:03	0.750	99.8	10.3
3343	2010/08/04 19:59:08	1.000	99.0	7.5
3344	2010/08/04 19:59:11	1.000	99.1	6.8
3345	2010/08/04 19:59:18	0.625	104.8	10.1
3346	2010/08/04 20:00:09	1.000	102.4	8.9
3347	2010/08/04 20:00:10	0.875	97.4	9.0
3348	2010/08/04 20:00:15	0.750	99.3	11.2
3349	2010/08/04 20:00:17	1.000	107.4	13.1
3350	2010/08/04 20:00:27	0.625	102.0	10.9
3351	2010/08/04 20:00:32	0.750	103.1	12.6
3352	2010/08/04 20:00:34	0.875	106.5	12.8
3353	2010/08/04 20:00:35	0.875	98.8	12.2
3354	2010/08/04 20:00:37	0.500	106.4	12.1
3355	2010/08/04 20:01:08	1.000	97.5	7.4
3356	2010/08/04 20:01:12	0.500	103.2	12.3
3357	2010/08/04 20:01:29	0.875	106.7	13.5
3358	2010/08/04 20:01:37	0.875	98.2	7.3
3359	2010/08/04 20:01:43	1.000	100.9	8.2
3360	2010/08/04 20:01:45	0.875	104.3	11.9
3361	2010/08/04 20:01:49	0.750	102.8	11.9

3362	2010/08/04 20:02:09	1.000	97.2	9.2
3363	2010/08/04 20:03:41	0.750	98.4	12.8
3364	2010/08/04 20:03:52	0.500	105.1	13.4
3365	2010/08/04 20:03:57	0.750	107.9	12.9
3366	2010/08/04 20:04:24	0.875	104.3	10.5
3367	2010/08/04 20:04:47	0.875	106.7	12.3
3368	2010/08/04 20:04:49	0.625	96.6	12.4
3369	2010/08/04 20:04:49	0.625	102.7	10.3
3370	2010/08/04 20:04:52	0.750	106.4	10.9
3371	2010/08/04 20:04:56	0.500	108.4	12.2
3372	2010/08/04 20:04:58	0.500	104.8	11.3
3373	2010/08/04 20:05:02	0.875	99.4	8.8
3374	2010/08/04 20:05:56	0.625	108.7	10.4
3375	2010/08/04 20:06:16	0.750	108.6	10.4
3376	2010/08/04 20:06:17	0.500	106.6	10.0
3377	2010/08/04 20:06:24	0.500	104.6	11.2
3378	2010/08/04 20:06:33	0.625	104.6	12.8
3379	2010/08/04 20:06:47	0.500	109.1	13.1
3380	2010/08/04 20:07:41	1.000	108.3	11.1
3381	2010/08/04 20:07:53	0.625	107.1	11.9
3382	2010/08/04 20:07:55	0.625	105.8	11.9
3383	2010/08/04 20:08:08	0.750	93.7	9.5
3384	2010/08/04 20:08:13	0.875	99.1	11.4
3385	2010/08/04 20:08:28	1.000	96.0	7.3
3386	2010/08/04 20:08:49	1.000	92.4	8.4
3387	2010/08/04 20:09:34	0.500	98.8	11.2
3388	2010/08/04 20:09:48	0.750	93.7	8.0
3389	2010/08/04 20:10:36	0.500	95.6	12.8
3390	2010/08/04 20:11:39	0.625	94.0	10.0
3391	2010/08/04 20:11:44	0.750	93.7	9.6
3392	2010/08/04 20:11:51	0.750	95.8	8.9
3393	2010/08/04 20:12:02	1.000	93.9	8.3
3394	2010/08/04 20:12:04	0.625	106.3	12.3
3395	2010/08/04 20:12:08	0.875	98.8	10.4
3396	2010/08/04 20:12:12	1.000	90.2	8.5
3397	2010/08/04 20:12:42	0.750	97.6	12.3
3398	2010/08/04 20:13:16	0.625	98.9	11.4
3399	2010/08/04 20:14:05	0.875	97.1	12.4
3400	2010/08/04 20:14:40	0.875	90.3	7.2
3401	2010/08/04 20:14:51	1.000	92.4	9.4
3402	2010/08/04 20:14:56	1.000	96.0	7.4
3403	2010/08/04 20:15:02	0.750	94.1	12.6
3404	2010/08/04 20:15:10	0.625	97.4	10.6
3405	2010/08/04 20:15:16	0.875	100.5	12.6
3406	2010/08/04 20:15:45	1.000	99.5	11.0
3407	2010/08/04 20:17:02	0.875	87.3	9.6
3408	2010/08/04 20:17:23	1.000	88.4	8.2
3409	2010/08/04 20:17:26	0.875	84.6	8.8

3410	2010/08/04 20:17:31	1.000	90.7	10.2
3411	2010/08/04 20:17:43	0.750	89.1	8.0
3412	2010/08/04 20:17:44	1.000	88.0	8.2
3413	2010/08/04 20:18:14	0.750	97.3	12.5
3414	2010/08/04 20:18:49	1.000	85.9	8.6
3415	2010/08/04 20:18:51	0.625	90.0	11.1
3416	2010/08/04 20:19:42	0.875	85.5	11.6
3417	2010/08/04 20:19:45	0.750	82.9	10.2
3418	2010/08/04 20:19:57	1.000	88.4	11.6
3419	2010/08/04 20:20:39	0.750	91.1	10.7
3420	2010/08/04 20:20:49	0.875	86.6	10.7
3421	2010/08/04 20:20:51	0.875	92.4	7.9
3422	2010/08/04 20:20:57	0.875	87.4	10.7
3423	2010/08/04 20:21:03	0.625	89.9	13.1
3424	2010/08/04 20:21:13	0.500	97.1	13.4
3425	2010/08/04 20:21:15	0.750	99.7	11.8
3426	2010/08/04 20:21:23	0.750	92.3	12.3
3427	2010/08/04 20:22:35	0.500	98.8	11.8
3428	2010/08/04 20:23:12	0.625	96.1	12.7
3429	2010/08/04 20:23:33	0.625	97.5	12.3
3430	2010/08/04 20:23:45	0.875	88.2	8.9
3431	2010/08/04 20:23:46	0.875	89.5	10.8
3432	2010/08/04 20:23:47	0.500	84.7	11.3
3433	2010/08/04 20:24:47	0.625	94.3	13.0
3434	2010/08/04 20:24:54	0.750	94.5	11.9
3435	2010/08/04 20:25:01	0.625	88.9	12.5
3436	2010/08/04 20:25:13	0.875	97.4	12.4
3437	2010/08/04 20:25:15	0.625	98.0	12.7
3438	2010/08/04 20:25:40	0.625	93.4	12.8
3439	2010/08/04 20:26:58	0.750	96.5	12.2
3440	2010/08/04 20:27:21	0.625	87.3	11.5
3441	2010/08/04 20:27:33	0.750	104.0	11.8
3442	2010/08/04 20:28:10	0.500	102.3	11.8
3443	2010/08/04 20:30:19	0.500	103.7	13.5
3444	2010/08/04 20:30:23	0.750	81.1	18.3
3445	2010/08/04 20:30:36	0.750	94.2	10.5
3446	2010/08/04 20:30:52	0.750	92.3	12.0
3447	2010/08/04 20:30:54	0.625	87.9	10.8
3448	2010/08/04 20:30:58	0.625	82.2	11.1
3449	2010/08/04 20:31:11	0.625	95.3	13.1
3450	2010/08/04 20:31:12	0.625	93.6	11.3
3451	2010/08/04 20:31:22	0.875	88.6	11.9
3452	2010/08/04 20:31:52	0.750	84.6	12.5
3453	2010/08/04 20:32:02	0.625	91.1	12.2
3454	2010/08/04 20:32:09	0.750	94.6	11.5
3455	2010/08/04 20:32:17	0.875	86.8	6.9
3456	2010/08/04 20:32:18	0.625	97.7	11.9
3457	2010/08/04 20:32:22	0.625	99.3	10.6

3458	2010/08/04 20:33:03	0.500	96.0	12.6
3459	2010/08/04 20:33:04	1.000	90.7	11.4
3460	2010/08/04 20:33:23	0.625	90.6	11.5
3461	2010/08/04 20:33:27	1.000	97.4	11.0
3462	2010/08/04 20:33:40	1.000	90.1	8.0
3463	2010/08/04 20:33:47	0.750	86.7	10.0
3464	2010/08/04 20:33:53	0.625	93.2	12.7
3465	2010/08/04 20:33:59	0.750	87.1	12.3
3466	2010/08/04 20:34:13	0.875	99.0	8.9
3467	2010/08/04 20:34:20	0.875	89.0	10.5
3468	2010/08/04 20:34:32	0.625	96.1	9.7
3469	2010/08/04 20:34:34	0.750	87.8	10.1
3470	2010/08/04 20:34:51	0.750	92.1	11.6
3471	2010/08/04 20:35:22	0.625	100.9	11.3
3472	2010/08/04 20:35:56	0.500	94.0	12.9
3473	2010/08/04 20:37:02	0.625	95.8	11.8
3474	2010/08/04 20:37:09	1.000	92.8	10.9
3475	2010/08/04 20:37:49	0.875	89.5	9.5
3476	2010/08/04 20:38:17	0.625	94.3	12.1
3477	2010/08/04 20:38:20	0.875	85.3	11.8
3478	2010/08/04 20:38:42	0.500	91.1	11.0
3479	2010/08/04 20:38:58	0.500	89.0	12.4
3480	2010/08/04 20:39:17	1.000	90.9	10.9
3481	2010/08/04 20:40:39	1.000	90.9	10.6
3482	2010/08/04 20:40:42	1.000	94.9	8.5
3483	2010/08/04 20:40:45	0.750	105.0	12.2
3484	2010/08/04 20:40:58	0.625	105.8	13.1
3485	2010/08/04 20:42:19	0.625	100.3	12.5
3486	2010/08/04 20:43:07	0.750	90.1	10.8
3487	2010/08/04 20:44:02	0.500	105.7	13.2
3488	2010/08/04 20:46:07	0.625	98.7	9.9
3489	2010/08/04 20:47:09	0.625	105.5	12.8
3490	2010/08/04 20:48:10	0.875	84.1	11.4
3491	2010/08/04 20:48:24	0.625	83.8	11.5
3492	2010/08/04 20:50:09	0.500	92.4	8.4
3493	2010/08/04 20:50:23	0.500	93.7	12.0
3494	2010/08/04 20:50:24	0.625	92.6	11.9
3495	2010/08/04 20:50:34	0.875	98.9	10.0
3496	2010/08/04 20:51:43	0.625	91.7	10.5
3497	2010/08/04 20:51:45	0.750	96.2	12.2
3498	2010/08/04 20:51:51	0.750	95.5	10.7
3499	2010/08/04 20:52:46	0.625	97.6	10.6
3500	2010/08/04 20:53:13	0.875	94.4	6.6
3501	2010/08/04 20:54:30	0.625	103.3	11.0
3502	2010/08/04 20:55:01	0.625	89.3	10.9
3503	2010/08/04 20:55:30	0.625	106.0	12.8
3504	2010/08/04 20:55:48	0.750	90.3	7.4
3505	2010/08/04 20:55:54	0.625	98.1	13.5

3506	2010/08/04 20:56:40	1.000	105.1	12.0
3507	2010/08/04 20:56:49	0.750	107.1	10.1
3508	2010/08/04 20:56:56	0.750	106.0	10.9
3509	2010/08/04 20:57:02	0.750	93.0	10.1
3510	2010/08/04 20:57:19	0.750	94.0	11.1
3511	2010/08/04 20:57:42	1.000	98.1	11.3
3512	2010/08/04 20:58:57	0.875	97.1	11.3
3513	2010/08/04 20:59:11	1.000	95.6	9.1
3514	2010/08/04 21:00:14	0.625	96.7	13.2
3515	2010/08/04 21:00:26	1.000	91.2	8.9
3516	2010/08/04 21:01:05	0.625	97.7	11.8
3517	2010/08/04 21:01:49	1.000	95.9	11.9
3518	2010/08/04 21:01:51	0.500	98.1	12.8
3519	2010/08/04 21:01:54	1.000	99.1	13.3
3520	2010/08/04 21:02:00	0.875	92.4	8.8
3521	2010/08/04 21:02:22	0.875	92.7	10.9
3522	2010/08/04 21:02:41	0.875	91.3	12.0
3523	2010/08/04 21:02:49	0.875	94.7	6.8
3524	2010/08/04 21:03:05	0.500	96.1	12.4
3525	2010/08/04 21:03:33	0.625	93.4	10.0
3526	2010/08/04 21:03:35	0.625	90.4	10.4
3527	2010/08/04 21:03:36	1.000	92.2	9.0
3528	2010/08/04 21:03:40	0.750	99.5	13.0
3529	2010/08/04 21:04:07	0.625	94.0	11.2
3530	2010/08/04 21:04:27	1.000	94.5	11.2
3531	2010/08/04 21:04:55	0.625	85.9	6.6
3532	2010/08/04 21:05:40	1.000	99.4	9.0
3533	2010/08/04 21:05:49	0.875	89.1	7.2
3534	2010/08/04 21:05:51	0.625	86.4	10.0
3535	2010/08/04 21:05:57	0.750	95.9	12.3
3536	2010/08/04 21:06:02	0.750	96.9	11.9
3537	2010/08/04 21:06:06	0.625	94.4	10.1
3538	2010/08/04 21:06:09	0.875	93.9	7.8
3539	2010/08/04 21:06:12	0.500	90.7	11.2
3540	2010/08/04 21:06:57	0.625	95.8	11.2
3541	2010/08/04 21:08:07	1.000	94.4	11.9
3542	2010/08/04 21:08:21	0.750	87.1	9.8
3543	2010/08/04 21:08:26	0.625	86.0	8.7
3544	2010/08/04 21:08:31	0.875	98.5	12.2
3545	2010/08/04 21:08:51	0.875	96.5	8.7
3546	2010/08/04 21:08:52	1.000	96.1	10.8
3547	2010/08/04 21:08:53	0.750	92.3	8.4
3548	2010/08/04 21:09:05	0.625	95.0	10.6
3549	2010/08/04 21:09:06	1.000	98.2	11.4
3550	2010/08/04 21:09:15	0.750	98.5	13.2
3551	2010/08/04 21:09:17	0.875	92.0	11.5
3552	2010/08/04 21:09:57	1.000	98.2	8.4
3553	2010/08/04 21:10:10	1.000	87.8	6.1

3554	2010/08/04 21:10:31	0.500	95.2	11.2
3555	2010/08/04 21:10:34	0.875	101.3	11.2
3556	2010/08/04 21:10:36	0.500	96.5	10.7
3557	2010/08/04 21:10:43	0.875	98.2	12.6
3558	2010/08/04 21:11:58	0.750	93.9	10.0
3559	2010/08/04 21:12:00	1.000	95.2	9.8
3560	2010/08/04 21:12:15	0.750	97.2	11.4
3561	2010/08/04 21:12:43	0.750	104.5	11.9
3562	2010/08/04 21:12:58	0.750	97.4	11.3
3563	2010/08/04 21:14:09	0.875	91.5	9.8
3564	2010/08/04 21:15:13	0.500	103.7	13.9
3565	2010/08/04 21:15:27	1.000	91.4	9.8
3566	2010/08/04 21:15:44	0.875	91.0	6.6
3567	2010/08/04 21:16:45	0.875	77.3	6.6
3568	2010/08/04 21:17:13	0.750	72.8	9.2
3569	2010/08/04 21:17:33	0.625	95.4	12.8
3570	2010/08/04 21:19:41	0.500	92.9	11.2
3571	2010/08/04 21:19:45	0.750	95.1	11.3
3572	2010/08/04 21:19:47	0.500	95.3	13.0
3573	2010/08/04 21:19:48	0.500	94.7	11.8
3574	2010/08/04 21:19:53	0.625	97.7	10.6
3575	2010/08/04 21:20:12	0.875	91.5	10.0
3576	2010/08/04 21:20:16	0.875	88.6	10.8
3577	2010/08/04 21:20:25	0.750	91.9	9.2
3578	2010/08/04 21:20:29	0.750	92.3	11.6
3579	2010/08/04 21:21:05	0.750	84.2	9.2
3580	2010/08/04 21:21:18	0.625	93.9	12.7
3581	2010/08/04 21:22:04	0.625	89.8	11.7
3582	2010/08/04 21:22:11	0.875	92.0	10.9
3583	2010/08/04 21:22:25	0.875	91.3	12.2
3584	2010/08/04 21:23:30	1.000	90.7	9.8
3585	2010/08/04 21:23:32	0.625	97.3	11.6
3586	2010/08/04 21:23:34	0.875	88.5	11.6
3587	2010/08/04 21:23:51	0.875	91.4	11.3
3588	2010/08/04 21:24:34	1.000	91.3	8.5
3589	2010/08/04 21:24:58	1.000	92.8	9.5
3590	2010/08/04 21:26:12	0.500	94.6	12.9
3591	2010/08/04 21:26:15	1.000	89.7	8.9
3592	2010/08/04 21:26:26	0.750	91.8	11.5
3593	2010/08/04 21:26:29	1.000	97.6	8.6
3594	2010/08/04 21:27:10	0.875	88.2	11.3
3595	2010/08/04 21:27:13	1.000	92.3	8.9
3596	2010/08/04 21:32:18	0.875	76.4	9.7
3597	2010/08/04 21:33:35	0.875	85.8	12.4
3598	2010/08/04 21:34:05	0.750	97.2	12.5
3599	2010/08/04 21:34:49	1.000	94.5	11.8
3600	2010/08/04 21:34:52	0.625	94.9	11.5
3601	2010/08/04 21:35:33	1.000	85.6	10.7

3602	2010/08/04 21:35:40	0.625	88.7	12.4
3603	2010/08/04 21:35:47	1.000	88.5	12.8
3604	2010/08/04 21:35:50	0.750	93.1	11.0
3605	2010/08/04 21:35:55	0.875	87.8	10.7
3606	2010/08/04 21:36:07	0.875	89.3	11.5
3607	2010/08/04 21:36:11	0.500	98.3	13.3
3608	2010/08/04 21:36:16	1.000	88.6	10.0
3609	2010/08/04 21:36:23	0.625	92.7	11.6
3610	2010/08/04 21:36:28	0.750	95.0	9.7
3611	2010/08/04 21:36:36	1.000	93.2	11.1
3612	2010/08/04 21:37:45	1.000	92.5	10.3
3613	2010/08/04 21:38:08	0.625	90.1	10.4
3614	2010/08/04 21:38:55	0.750	89.0	10.6
3615	2010/08/04 21:39:58	1.000	88.5	7.4
3616	2010/08/04 21:40:08	0.625	92.8	10.0
3617	2010/08/04 21:40:40	0.750	99.5	12.9
3618	2010/08/04 21:40:44	0.625	94.9	13.5
3619	2010/08/04 21:40:52	0.625	93.9	12.6
3620	2010/08/04 21:41:08	0.625	94.7	12.5
3621	2010/08/04 21:41:22	0.500	91.4	12.0
3622	2010/08/04 21:41:48	0.625	91.9	10.9
3623	2010/08/04 21:42:31	1.000	86.7	10.3
3624	2010/08/04 21:42:52	0.750	94.1	11.4
3625	2010/08/04 21:42:54	0.625	96.7	10.6
3626	2010/08/04 21:43:02	0.625	98.0	12.1
3627	2010/08/04 21:44:22	0.625	99.9	10.0
3628	2010/08/04 21:44:31	0.625	95.6	9.2
3629	2010/08/04 21:44:47	0.750	96.5	11.6
3630	2010/08/04 21:45:23	0.875	87.8	7.4
3631	2010/08/04 21:45:30	0.625	89.6	12.7
3632	2010/08/04 21:45:33	0.875	87.6	8.6
3633	2010/08/04 21:45:38	1.000	94.1	13.0
3634	2010/08/04 21:46:29	1.000	92.7	7.9
3635	2010/08/04 21:47:07	1.000	93.3	12.9
3636	2010/08/04 21:47:28	0.875	71.7	8.5
3637	2010/08/04 21:48:29	0.875	89.4	10.6
3638	2010/08/04 21:48:35	1.000	94.4	13.4
3639	2010/08/04 21:48:58	0.875	94.1	11.4
3640	2010/08/04 21:49:09	1.000	90.3	7.9
3641	2010/08/04 21:49:17	0.875	90.8	12.7
3642	2010/08/04 21:50:00	1.000	96.5	13.0
3643	2010/08/04 21:50:04	0.875	97.5	12.4
3644	2010/08/04 21:50:06	1.000	94.8	8.7
3645	2010/08/04 21:50:47	0.750	92.9	9.8
3646	2010/08/04 21:50:48	1.000	92.6	9.4
3647	2010/08/04 21:51:36	0.500	90.7	13.4
3648	2010/08/04 21:52:48	0.875	83.7	8.9
3649	2010/08/04 21:53:56	1.000	83.3	9.2

3650	2010/08/04 21:54:01	0.750	85.4	13.5
3651	2010/08/04 21:54:07	0.625	82.9	10.3
3652	2010/08/04 21:54:10	0.625	83.1	12.5
3653	2010/08/04 21:54:15	0.625	88.0	12.2
3654	2010/08/04 21:54:15	0.500	90.8	11.8
3655	2010/08/04 21:56:54	0.875	80.4	8.4
3656	2010/08/04 21:56:59	0.750	83.9	11.4
3657	2010/08/04 21:57:54	1.000	75.1	7.0
3658	2010/08/04 21:58:03	0.875	86.9	9.2
3659	2010/08/04 21:58:05	1.000	82.9	7.1
3660	2010/08/04 21:58:56	0.750	77.8	11.4
3661	2010/08/04 21:59:23	0.875	92.3	9.6
3662	2010/08/04 21:59:24	0.750	85.6	9.1
3663	2010/08/04 21:59:25	0.625	85.5	8.1
3664	2010/08/04 22:00:15	0.750	80.6	8.6
3665	2010/08/04 22:00:23	0.875	78.5	11.6
3666	2010/08/04 22:00:35	0.875	82.5	9.8
3667	2010/08/04 22:00:44	0.875	78.7	10.2
3668	2010/08/04 22:01:11	0.875	77.7	10.4
3669	2010/08/04 22:01:38	0.875	78.2	10.9
3670	2010/08/04 22:01:55	0.875	80.8	7.5
3671	2010/08/04 22:02:40	0.750	83.9	10.7
3672	2010/08/04 22:02:43	0.625	77.5	10.4
3673	2010/08/04 22:02:49	0.750	78.9	9.5
3674	2010/08/04 22:02:54	0.750	80.4	9.7
3675	2010/08/04 22:03:39	0.750	84.3	10.8
3676	2010/08/04 22:03:43	0.625	76.7	9.2
3677	2010/08/04 22:03:51	0.750	79.0	9.4
3678	2010/08/04 22:03:54	0.750	77.1	8.9
3679	2010/08/04 22:03:56	0.750	86.5	11.6
3680	2010/08/04 22:03:57	0.750	84.4	10.4
3681	2010/08/04 22:04:08	1.000	88.7	11.5
3682	2010/08/04 22:04:39	0.750	88.9	12.4
3683	2010/08/04 22:04:54	0.875	88.3	12.5
3684	2010/08/04 22:05:29	0.875	81.6	10.9
3685	2010/08/04 22:05:56	0.750	82.0	9.6
3686	2010/08/04 22:05:59	0.875	80.8	7.6
3687	2010/08/04 22:06:21	1.000	75.2	9.9
3688	2010/08/04 22:07:40	0.750	75.0	8.2
3689	2010/08/04 22:07:51	0.875	77.6	8.4
3690	2010/08/04 22:07:53	0.750	80.7	11.6
3691	2010/08/04 22:21:17	1.000	77.7	8.5
3692	2010/08/04 22:22:10	0.875	95.6	9.4
3693	2010/08/04 22:22:12	0.625	90.6	9.5
3694	2010/08/04 22:22:37	1.000	89.5	12.9
3695	2010/08/04 22:23:33	0.750	78.3	10.3
3696	2010/08/04 22:24:46	0.625	84.1	12.2
3697	2010/08/04 22:25:31	1.000	89.8	11.6

3698	2010/08/04 22:25:47	0.875	86.8	10.5
3699	2010/08/04 22:26:41	1.000	85.8	8.6
3700	2010/08/04 22:26:45	1.000	85.1	7.9
3701	2010/08/04 22:27:08	1.000	83.2	6.6
3702	2010/08/04 22:27:38	0.750	80.6	11.1
3703	2010/08/04 22:27:42	0.625	93.8	13.9
3704	2010/08/04 22:28:33	0.750	83.8	8.1
3705	2010/08/04 22:29:09	0.750	92.1	10.9
3706	2010/08/04 22:29:28	0.875	86.1	9.9
3707	2010/08/04 22:30:17	0.625	97.3	12.7
3708	2010/08/04 22:30:24	0.875	89.9	11.1
3709	2010/08/04 22:30:28	0.625	89.6	10.3
3710	2010/08/04 22:30:32	0.875	88.1	10.9
3711	2010/08/04 22:38:11	0.625	94.0	11.4
3712	2010/08/04 22:38:12	0.500	94.7	11.5
3713	2010/08/04 22:38:22	0.750	99.9	8.5
3714	2010/08/04 22:38:41	0.875	99.5	10.0
3715	2010/08/04 22:39:27	1.000	96.2	10.1
3716	2010/08/04 22:40:06	0.625	84.1	12.1
3717	2010/08/04 22:40:11	0.625	81.5	9.1
3718	2010/08/04 22:40:17	0.875	91.7	8.4
3719	2010/08/04 22:41:00	1.000	99.6	7.1
3720	2010/08/04 22:41:12	1.000	85.4	10.1
3721	2010/08/04 22:41:15	0.750	97.7	11.5
3722	2010/08/04 22:41:29	1.000	92.4	7.4
3723	2010/08/04 22:43:37	0.625	94.8	13.2
3724	2010/08/04 22:43:53	0.625	88.1	13.0
3725	2010/08/04 22:44:12	0.875	89.5	11.7
3726	2010/08/04 22:45:34	0.625	84.0	11.5
3727	2010/08/04 22:46:39	0.625	89.1	12.4
3728	2010/08/04 22:46:54	0.750	85.5	13.3
3729	2010/08/04 22:48:31	0.750	74.4	7.5
3730	2010/08/04 22:50:33	0.625	80.1	11.7
3731	2010/08/04 22:51:15	0.875	79.3	9.0
3732	2010/08/04 22:51:18	0.875	74.4	8.2
3733	2010/08/04 22:54:31	1.000	72.4	10.5
3734	2010/08/04 22:54:41	0.625	71.1	12.4
3735	2010/08/04 22:55:43	0.875	73.7	8.6
3736	2010/08/04 22:57:11	0.750	80.8	11.6
3737	2010/08/04 22:57:13	0.750	81.9	10.8
3738	2010/08/04 22:59:36	0.875	73.5	6.8
3739	2010/08/04 22:59:50	1.000	71.9	6.6
3740	2010/08/04 23:00:30	0.875	87.2	12.5
3741	2010/08/04 23:01:02	0.625	78.3	10.1
3742	2010/08/04 23:01:21	0.500	79.0	11.3
3743	2010/08/04 23:01:28	0.500	100.7	12.5
3744	2010/08/04 23:03:28	1.000	98.1	11.2
3745	2010/08/04 23:03:34	0.625	92.9	11.8

3746	2010/08/04 23:03:55	0.875	89.7	13.3
3747	2010/08/04 23:04:23	1.000	75.5	7.4
3748	2010/08/04 23:04:40	0.625	94.3	13.3
3749	2010/08/04 23:04:47	0.750	78.6	7.6
3750	2010/08/04 23:05:00	0.875	94.4	10.3
3751	2010/08/04 23:05:35	1.000	77.4	6.3
3752	2010/08/04 23:07:10	1.000	82.5	10.2
3753	2010/08/04 23:07:31	1.000	84.8	10.2
3754	2010/08/04 23:08:06	0.500	94.4	13.8
3755	2010/08/04 23:08:08	0.625	85.9	13.4
3756	2010/08/04 23:08:39	0.750	85.4	12.8
3757	2010/08/04 23:08:57	0.625	90.1	13.4
3758	2010/08/04 23:09:15	1.000	79.4	8.2
3759	2010/08/04 23:11:04	0.750	80.0	9.2
3760	2010/08/04 23:11:16	1.000	83.4	12.3
3761	2010/08/04 23:11:47	1.000	78.3	11.4
3762	2010/08/04 23:12:45	0.750	96.7	12.4
3763	2010/08/04 23:12:51	0.875	93.1	10.1
3764	2010/08/04 23:13:10	0.875	88.3	11.5
3765	2010/08/04 23:13:48	0.875	91.3	7.7
3766	2010/08/04 23:14:30	0.750	89.1	12.9
3767	2010/08/04 23:15:21	1.000	96.3	10.8
3768	2010/08/04 23:15:22	1.000	92.9	8.2
3769	2010/08/04 23:16:01	0.875	90.5	9.9
3770	2010/08/04 23:16:28	0.625	83.9	8.5
3771	2010/08/04 23:16:31	0.625	98.5	13.6
3772	2010/08/04 23:18:10	0.500	90.4	12.4
3773	2010/08/04 23:18:14	0.625	90.2	12.4
3774	2010/08/04 23:18:16	0.500	90.5	12.3
3775	2010/08/04 23:18:17	0.625	89.4	10.5
3776	2010/08/04 23:18:21	0.625	91.9	13.5
3777	2010/08/04 23:18:24	0.500	92.4	13.5
3778	2010/08/04 23:18:33	1.000	91.0	13.1
3779	2010/08/04 23:19:51	0.875	101.3	9.9
3780	2010/08/04 23:20:46	0.625	96.6	12.8
3781	2010/08/04 23:22:18	0.875	84.1	11.6
3782	2010/08/04 23:22:21	1.000	93.8	9.0
3783	2010/08/04 23:22:23	1.000	96.3	8.8
3784	2010/08/04 23:22:32	0.500	90.5	12.9
3785	2010/08/04 23:22:33	0.750	87.1	11.5
3786	2010/08/04 23:22:59	0.625	93.4	11.9
3787	2010/08/04 23:23:09	0.875	88.1	6.7
3788	2010/08/04 23:23:10	0.875	88.1	7.9
3789	2010/08/04 23:23:20	0.625	95.2	12.3
3790	2010/08/04 23:23:24	0.875	97.7	13.5
3791	2010/08/04 23:24:11	0.875	95.2	10.0
3792	2010/08/04 23:24:12	0.875	94.9	8.9
3793	2010/08/04 23:24:14	0.500	94.2	11.2

3794	2010/08/04 23:24:45	0.750	88.1	6.3
3795	2010/08/04 23:24:50	1.000	86.8	9.3
3796	2010/08/04 23:24:54	1.000	99.4	12.6
3797	2010/08/04 23:29:50	0.875	93.0	7.5
3798	2010/08/04 23:31:09	1.000	98.3	9.7
3799	2010/08/04 23:31:24	0.625	88.1	7.5
3800	2010/08/04 23:32:11	1.000	99.8	10.4
3801	2010/08/04 23:32:22	0.625	92.4	10.1
3802	2010/08/04 23:32:39	0.750	90.3	12.6
3803	2010/08/04 23:33:21	0.750	90.7	11.2
3804	2010/08/04 23:33:50	0.750	89.9	10.6
3805	2010/08/04 23:33:53	1.000	88.0	11.6
3806	2010/08/04 23:33:54	0.750	93.4	13.0
3807	2010/08/04 23:33:56	0.750	88.0	11.3
3808	2010/08/04 23:34:15	0.875	88.2	12.2
3809	2010/08/04 23:34:36	0.750	88.8	7.4
3810	2010/08/04 23:35:39	0.500	92.7	11.2
3811	2010/08/04 23:36:30	0.625	87.9	10.3
3812	2010/08/04 23:36:31	0.500	98.9	12.8
3813	2010/08/04 23:36:32	0.625	101.5	12.3
3814	2010/08/04 23:36:34	0.750	99.6	9.8
3815	2010/08/04 23:36:50	1.000	99.5	6.8
3816	2010/08/04 23:36:56	0.750	98.8	6.1
3817	2010/08/04 23:36:57	0.625	97.4	8.4
3818	2010/08/04 23:36:59	0.875	103.3	9.2
3819	2010/08/04 23:37:03	0.750	100.8	8.7
3820	2010/08/04 23:37:04	0.750	110.0	10.5
3821	2010/08/04 23:37:40	0.500	97.7	12.2
3822	2010/08/04 23:40:02	1.000	90.9	9.8
3823	2010/08/04 23:40:42	1.000	94.2	9.1
3824	2010/08/04 23:42:11	0.750	92.6	12.4
3825	2010/08/04 23:42:32	0.625	91.8	9.4
3826	2010/08/04 23:44:04	0.875	101.3	9.5
3827	2010/08/04 23:44:42	0.875	101.5	11.0
3828	2010/08/04 23:45:35	0.875	87.0	7.3
3829	2010/08/04 23:46:13	0.625	95.5	13.6
3830	2010/08/04 23:46:40	0.500	94.9	13.4
3831	2010/08/04 23:47:02	0.750	97.5	8.9
3832	2010/08/04 23:47:48	0.500	90.3	11.4
3833	2010/08/04 23:47:54	0.750	98.8	11.6
3834	2010/08/04 23:48:17	0.875	94.1	10.3
3835	2010/08/04 23:48:30	0.625	98.2	11.6
3836	2010/08/04 23:49:20	0.750	91.0	9.6
3837	2010/08/04 23:49:32	0.625	108.3	12.0
3838	2010/08/04 23:49:53	0.750	107.1	10.6
3839	2010/08/04 23:50:12	0.625	107.6	12.6
3840	2010/08/04 23:50:59	1.000	107.0	10.8
3841	2010/08/04 23:51:18	0.625	105.3	10.7

3842	2010/08/04 23:51:20	0.500	108.3	12.0
3843	2010/08/04 23:54:42	0.625	97.9	11.6
3844	2010/08/04 23:55:08	0.500	95.3	11.2
3845	2010/08/04 23:55:36	0.875	98.4	7.8
3846	2010/08/04 23:56:27	0.625	93.1	7.0
3847	2010/08/04 23:56:28	1.000	90.1	7.8
3848	2010/08/04 23:56:49	0.750	97.8	9.0
3849	2010/08/04 23:57:30	1.000	96.9	7.7
3850	2010/08/04 23:58:19	1.000	103.9	9.3
3851	2010/08/04 23:59:13	0.875	107.2	11.9
3852	2010/08/04 23:59:24	0.750	102.3	6.9
3853	2010/08/04 23:59:52	0.500	108.8	12.7
3854	2010/08/04 23:59:53	0.750	98.5	13.7
3855	2010/08/05 00:00:08	0.625	108.0	11.9
3856	2010/08/05 00:01:04	0.750	93.4	8.5
3857	2010/08/05 00:02:58	0.625	98.3	13.0
3858	2010/08/05 00:04:02	0.750	76.2	10.3

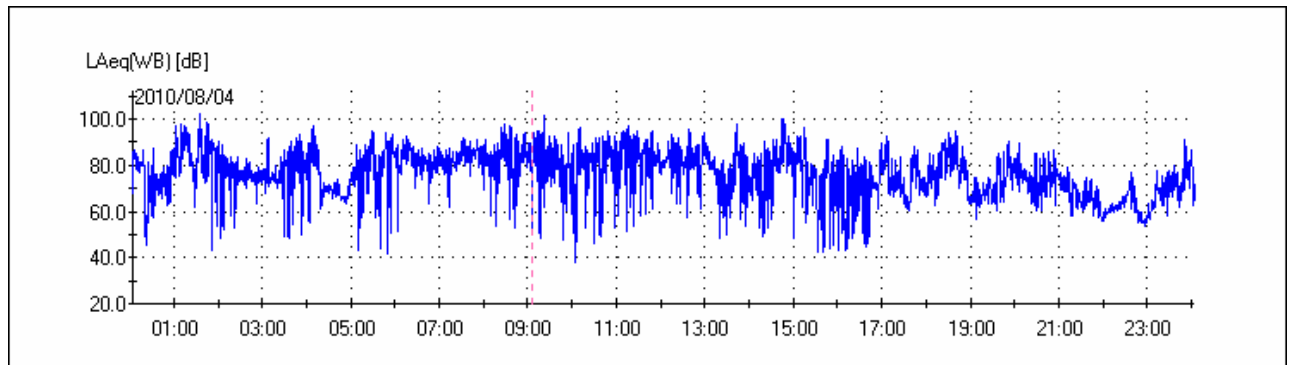
RICONOSCIMENTO COMPONENTI TONALI

Al fine di individuare la presenza di Componenti Tonalì (CT) nel rumore, si effettua un'analisi

spettrale per bande normalizzate di 1/3 di ottava. Si considerano esclusivamente le CT aventi carattere stazionario nel tempo ed in frequenza.

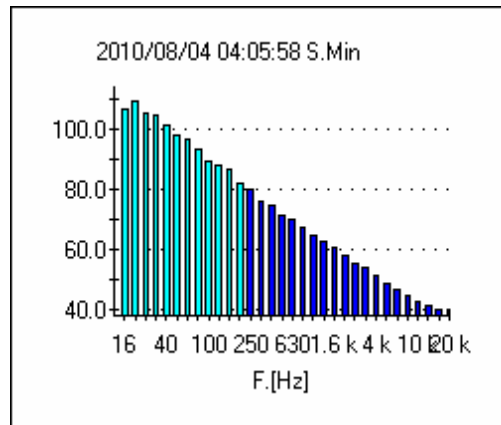
L'analisi è stata svolta nell'intervallo di frequenza compreso tra 20 Hz e 20 KHz.

Si è in presenza di una CT se il livello minimo di una banda supera i livelli minimi delle bande adiacenti per almeno 5 dB.

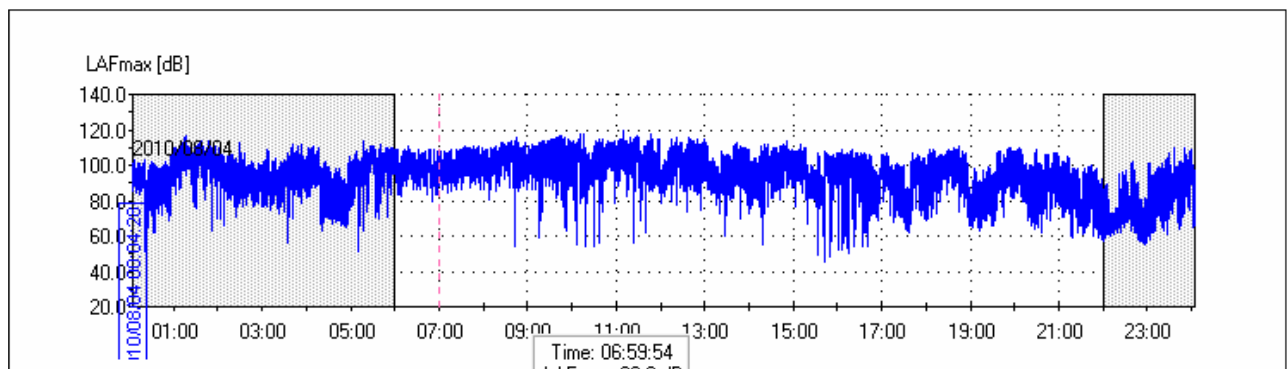


SOGLIE PENALIZZAZIONE	
Persistenza BF	5%
Persistenza AF	5%
TONALI [Hz]	PERSIST [%]
Freq: 32	0.0
Freq: 50	0.0
Freq: 63	0.1
Freq: 315	1.8
Freq: 2.5 k	0.0
PENALIZZAZIONI	
Penalizzazione BF: No	
Penalizzazione AF: No	

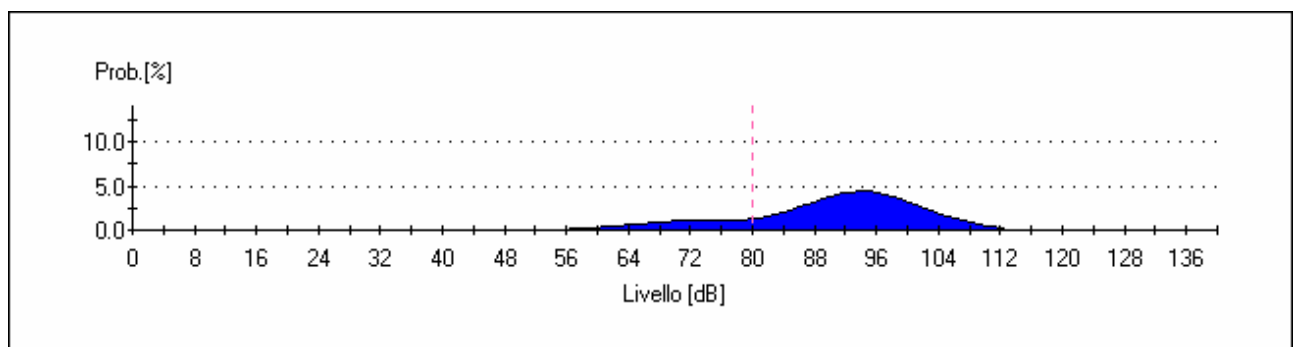
TIME HISTORY COMPONENTI TONALI



IL GRAFICO DEL CLIMA ACUSTICO GIORNALIERO



DISTRIBUTIVA



CUMULATIVA

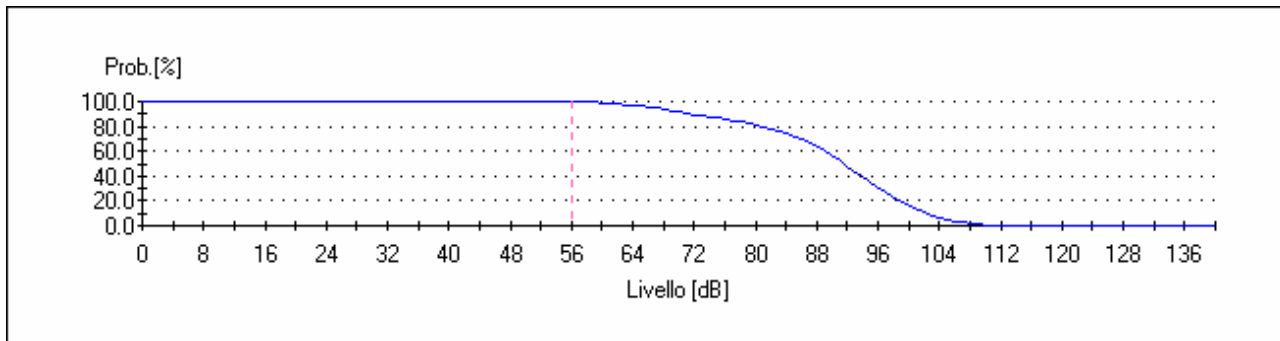
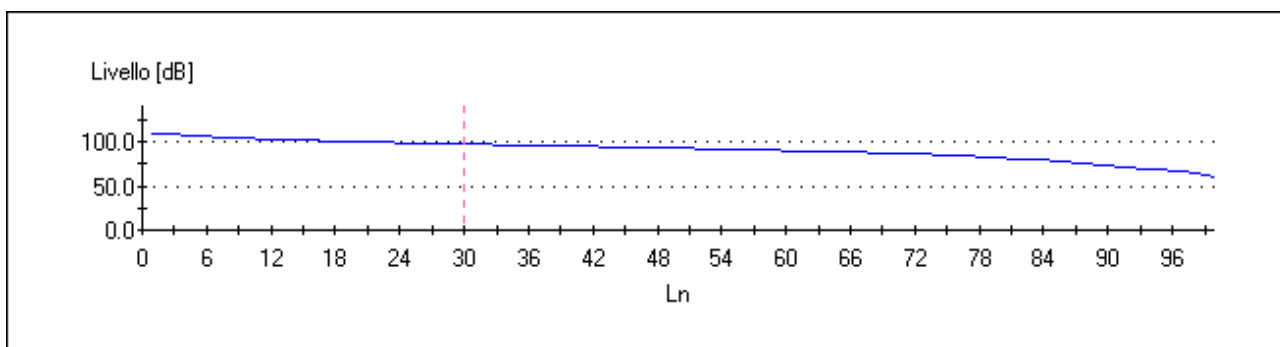


GRAFICO PERCENTILI



Livelli statistici L1, L5, L10, L50, L90, L95, L99; nelle 24 ore

Percentile	Leq.[dB]
0	110.0
1	110.0
2	108.0
3	107.0
4	106.5
5	106.0
6	105.0
7	104.5
8	104.0
9	103.5
10	103.0
11	102.7
12	102.3
13	102.0

14	101.7
15	101.3
16	101.0
17	100.7
18	100.3
19	100.0
20	99.7
21	99.3
22	99.0
23	98.8
24	98.5
25	98.3
26	98.0
27	97.8
28	97.5
29	97.3
30	97.0
31	96.8
32	96.5
33	96.3
34	96.0
35	95.8
36	95.6
37	95.4
38	95.2
39	95.0
40	94.8
41	94.5
42	94.3
43	94.0
44	93.8
45	93.5
46	93.3
47	93.0

48	92.8
49	92.5
50	92.3
51	92.0
52	91.8
53	91.5
54	91.3
55	91.0
56	90.8
57	90.5
58	90.3
59	90.0
60	89.8
61	89.5
62	89.3
63	89.0
64	88.7
65	88.3
66	88.0
67	87.7
68	87.3
69	87.0
70	86.5
71	86.0
72	85.7
73	85.3
74	85.0
75	84.5
76	84.0
77	83.0
78	82.5
79	82.0
80	81.0
81	80.5

82	80.0
83	79.0
84	78.0
85	77.0
86	76.0
87	75.0
88	74.0
89	73.0
90	72.0
91	71.0
92	70.0
93	69.0
94	68.0
95	67.0
96	66.0
97	64.0
98	63.0
99	60.0

LIVELLI PERCENTILI DIURNI

Percentile	Leq.[dB]
0	110.0
1	110.0
2	109.0
3	108.0
4	107.5
5	107.0
6	106.0
7	105.5
8	105.0
9	104.5
10	104.0
11	103.7

12	103.3
13	103.0
14	102.5
15	102.0
16	101.7
17	101.3
18	101.0
19	100.8
20	100.5
21	100.3
22	100.0
23	99.7
24	99.3
25	99.0
26	98.8
27	98.6
28	98.4
29	98.2
30	98.0
31	97.8
32	97.5
33	97.3
34	97.0
35	96.8
36	96.5
37	96.3
38	96.0
39	95.8
40	95.6
41	95.4
42	95.2
43	95.0
44	94.8
45	94.6

46	94.4
47	94.2
48	94.0
49	93.8
50	93.5
51	93.3
52	93.0
53	92.8
54	92.6
55	92.4
56	92.2
57	92.0
58	91.8
59	91.5
60	91.3
61	91.0
62	90.8
63	90.5
64	90.3
65	90.0
66	89.7
67	89.3
68	89.0
69	88.8
70	88.5
71	88.3
72	88.0
73	87.5
74	87.0
75	86.7
76	86.3
77	86.0
78	85.5
79	85.0

80	84.5
81	84.0
82	83.5
83	83.0
84	82.0
85	81.5
86	81.0
87	80.0
88	79.0
89	78.0
90	77.0
91	76.0
92	75.0
93	73.0
94	72.0
95	71.0
96	69.0
97	68.0
98	66.0
99	63.0

LIVELLI PERCENTILI NOTTURNI

Percentile	Leq.[dB]
0	107.0
1	107.0
2	106.0
3	105.0
4	104.0
5	103.5
6	103.0
7	102.5
8	102.0
9	101.5

10	101.0
11	100.7
12	100.3
13	100.0
14	99.7
15	99.3
16	99.0
17	98.7
18	98.3
19	98.0
20	97.7
21	97.3
22	97.0
23	96.8
24	96.5
25	96.3
26	96.0
27	95.8
28	95.5
29	95.3
30	95.0
31	94.7
32	94.3
33	94.0
34	93.8
35	93.5
36	93.3
37	93.0
38	92.8
39	92.5
40	92.3
41	92.0
42	91.7
43	91.3

44	91.0
45	90.8
46	90.5
47	90.3
48	90.0
49	89.7
50	89.3
51	89.0
52	88.7
53	88.3
54	88.0
55	87.7
56	87.3
57	87.0
58	86.7
59	86.3
60	86.0
61	85.7
62	85.3
63	85.0
64	84.5
65	84.0
66	83.5
67	83.0
68	82.0
69	81.5
70	81.0
71	80.0
72	79.5
73	79.0
74	78.0
75	77.0
76	76.5
77	76.0

78	75.0
79	74.5
80	74.0
81	73.0
82	72.5
83	72.0
84	71.5
85	71.0
86	70.0
87	69.5
88	69.0
89	68.0
90	67.5
91	67.0
92	66.0
93	65.0
94	64.5
95	64.0
96	63.0
97	62.0
98	61.0
99	58.0

LIVELLI DI IMPULS- FAST E SLOW

MAX NELLE 24 ORE		
LAlp [dB]	LASp [dB]	LAFp [dB]
118.3	113.4	116.8
117	109.4	113.8
120.1	116	119.4
117.5	113.4	116
114.2	105.6	110.8
113.6	104.7	110
120.1	116	119.4

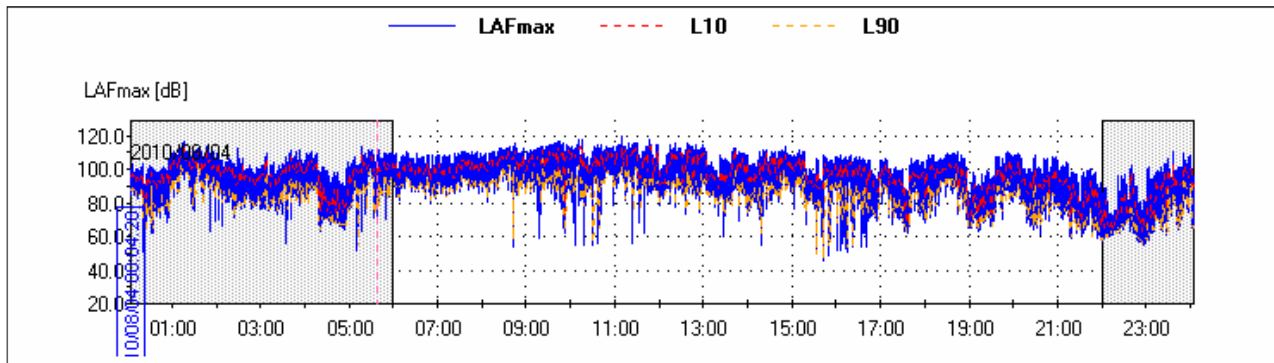
LIVELLI di Impuls – fast – slow massimi nelle 16 ore diurne

LIVELLI DI IMPULS- FAST E SLOW MAX DIURNI		
LAlp [dB]	LASp [dB]	LAFp [dB]
115.4	109.4	112.8
120.1	116	119.4
117.5	113.4	116
114.2	105.6	110.8
111.5	102.1	107.1
120.1	116	119.4

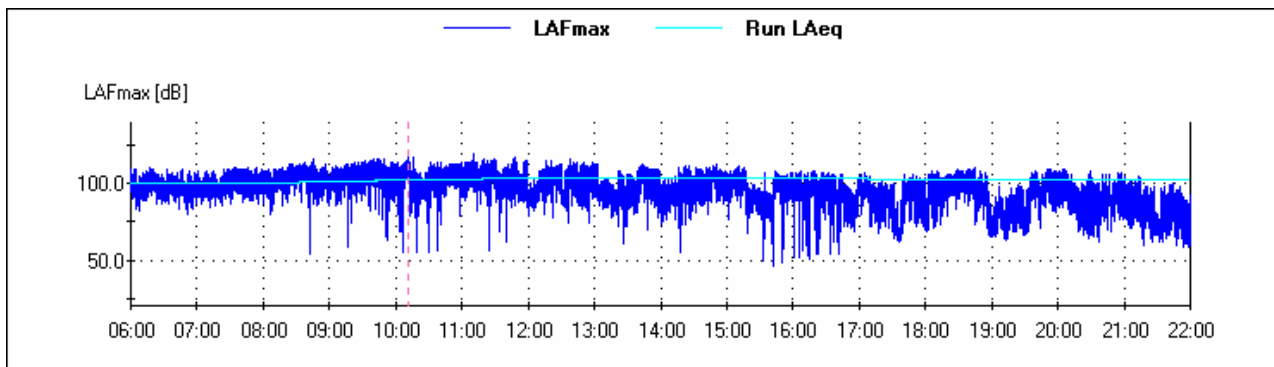
LIVELLI di Impuls – fast – slow massimi nelle 8 ore notturni

LIVELLI DI IMPULS- FAST E SLOW MAX NOTTURNI		
LAlp [dB]	LASp [dB]	LAFp [dB]
118.3	113.4	116.8
117	109.3	113.8
113.6	104.7	110
118.3		
117	109.3	113.8

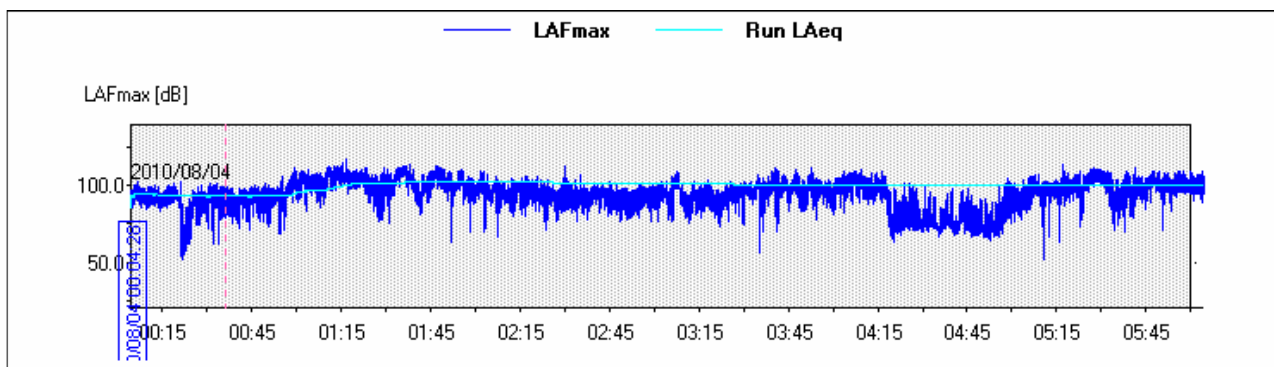
TIME HISTORY L10 – L90



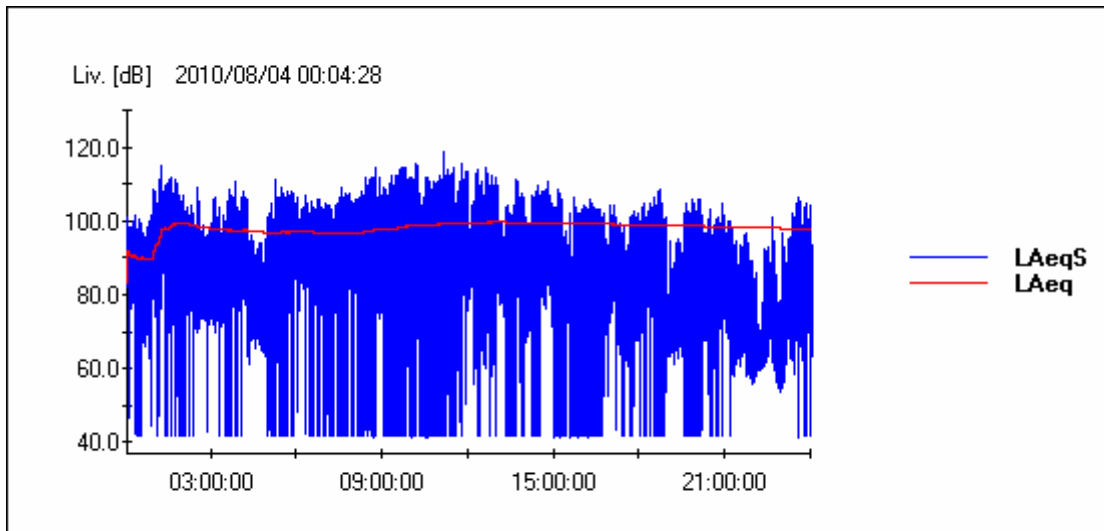
RUNNING Leq DIURNO



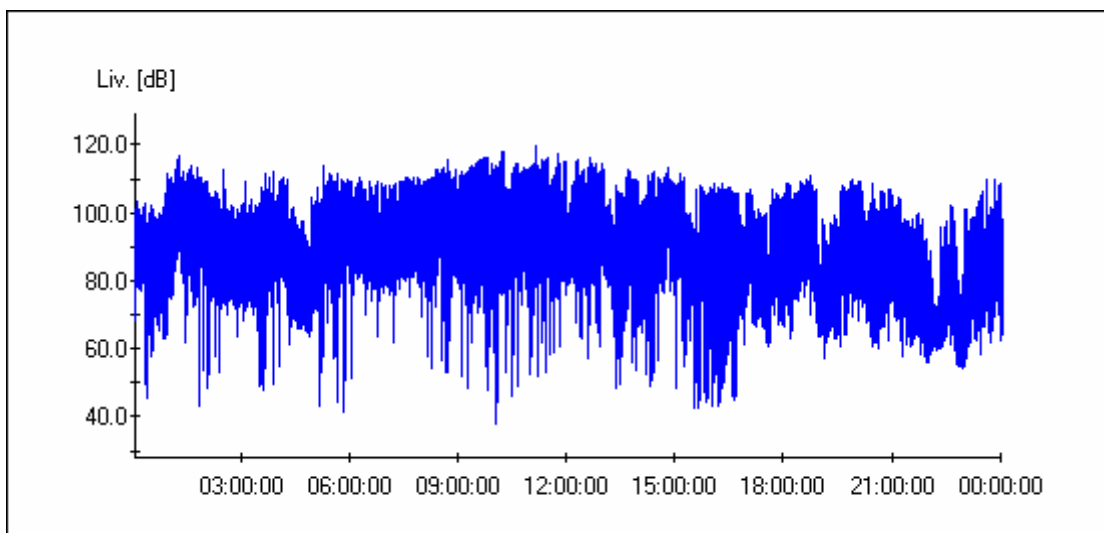
RUNNING Leq NOTTURNO



LA TIME HISTORY LIVELLO EQUIVALENTE PONDERATO "A"



LA TIME HISTORY LIVELLO PRESSIONE SONORA PONDERATA "A"



R2 - MISURE DI 24 ORE CON POSTAZIONE SEMI-FISSE

Punto	Ricettore	Indirizzo
-------	-----------	-----------

R_32_S	VIA DEL POLICLINICO
Descrizione del punto di misura/ricettore	
<p align="center"><i>L'asta estensibile con il microfono posto all'altezza di mt. 4,00 dal piano di campagna è stata collocata nel marciapiede adiacente la guardiola posta all'ingresso nord del policlinico e limitrofo alla strada che dallo svincolo autostradale porta a policlinico</i></p>	

Caratterizzazione del punto di misura/ricettore		
Zonizzazione acustica e limiti diurni/notturni		
<input type="checkbox"/>	Classe I	50 /40 dB(a)
<input type="checkbox"/>	Classe II	55 / 45 dB(a)
<input checked="" type="checkbox"/>	Classe III	60 / 50 dB(a)
<input type="checkbox"/>	Classe IV	65 / 55 dB(a)
<input type="checkbox"/>	Classe V	70 / 60 dB(a)
<input type="checkbox"/>	Classe VI	70 / 70 dB(a)
Caratterizzazione delle sorgenti di rumore		
Tipologia	<input checked="" type="checkbox"/>	Traffico stradale
	<input type="checkbox"/>	Traffico ferroviario
	<input type="checkbox"/>	Cantiere
	<input type="checkbox"/>	Altro
Descrizione		
Strumentazione adottata		
Fonometro modello HD 2110 Classe 1, numero di serie 10060132243, - preamplificatore HD 2110 P, - microfono MK 221, numero di serie 34208 - Calibratore HD 2020 Classe 1 090 29825		
Punto	Ricettore	Indirizzo
	R_32_S	VIA DEL POLICLINICO

Sintesi misure (ante e post mascheramenti eventi anomali o sorgenti regolamentate da DPR)

Periodo	TR	Data	L_{AeqTR} [dBA]	K_I [dBA]	K_T [dBA]	K_B [dBA]	L_{AeqTRC} [dBA]	L_{lim} [dBA]
Giorno	6-22h	14/09/10	61.1	0	0		61.1	60
Notte	22-6h	14/09/10	61.9	0	0	0	61.9	50

RISULTATI MISURE

Codice misura	R_32_S
Data inizio	14/09/2010
Ora inizio	22.45.35
Note	

Parametri		24 ore	Giorno (T_R = 6/22)	Notte (T_R = 22/6)
L _{AeqTR}	[dBA]	61.4	61.1	61.9
L1	[dBA]	72.0	72.0	71.0
L5	[dBA]	65.0	65.0	63.0
L10	[dBA]	61.0	61.0	61.7
L50	[dBA]	42.7	44.3	39.2
L90	[dBA]	26.9	26.6	31.3
L95	[dBA]	26.4	26.3	30.2
L99	[dBA]	26.0	26.0	29.0
L _I max	[dBA]	101.7	91.7	101.7
L _F max	[dBA]	100.5	89.7	100.5
L _S max	[dBA]	95.4	87.9	95.4
K _I	[dBA]	0	0	0
K _T	[dBA]	0	0	0
K _B	[dBA]	0	0	0
L_{AeqTRC}		61.4	61.1	61.9

Note:

Punto	Ricettore R_32_S	Indirizzo VIA DEL POLICLINICO
-------	----------------------------	---

Sorgente stradale: _____

	6/9h	9/14h	14/19h	19/22h	Media	22/2h	2/6 h	Media
Veic. Leggeri / 10'	214	188	178	148	182	52	36	44
Veic. Pesanti / 10'	33	32	23	17	26.25	13	10	11.5
Motocicli / 10'	41	29	32	27	32.25	7	7	7
	6/9h	9/14h	14/19h	19/22h	Media	22/2h	2/6 h	Media
Condizioni cielo	SERENO	SERENO	SERENO	SERENO		SERENO	SERENO	
Temperatura	20.3	28.3	27.3	20.8	24.18	16.4	16.3	16.35
Umidità relativa	78	68	63	74	70.75	87	55	71
Velocità vento	2.1	1.8	0.7	0.3	1.225	0.1	0.3	0.2
Direzione vento	N N E	E S E	E S E	N		E N E	N E	

Fotografia del punto di misura



Punto

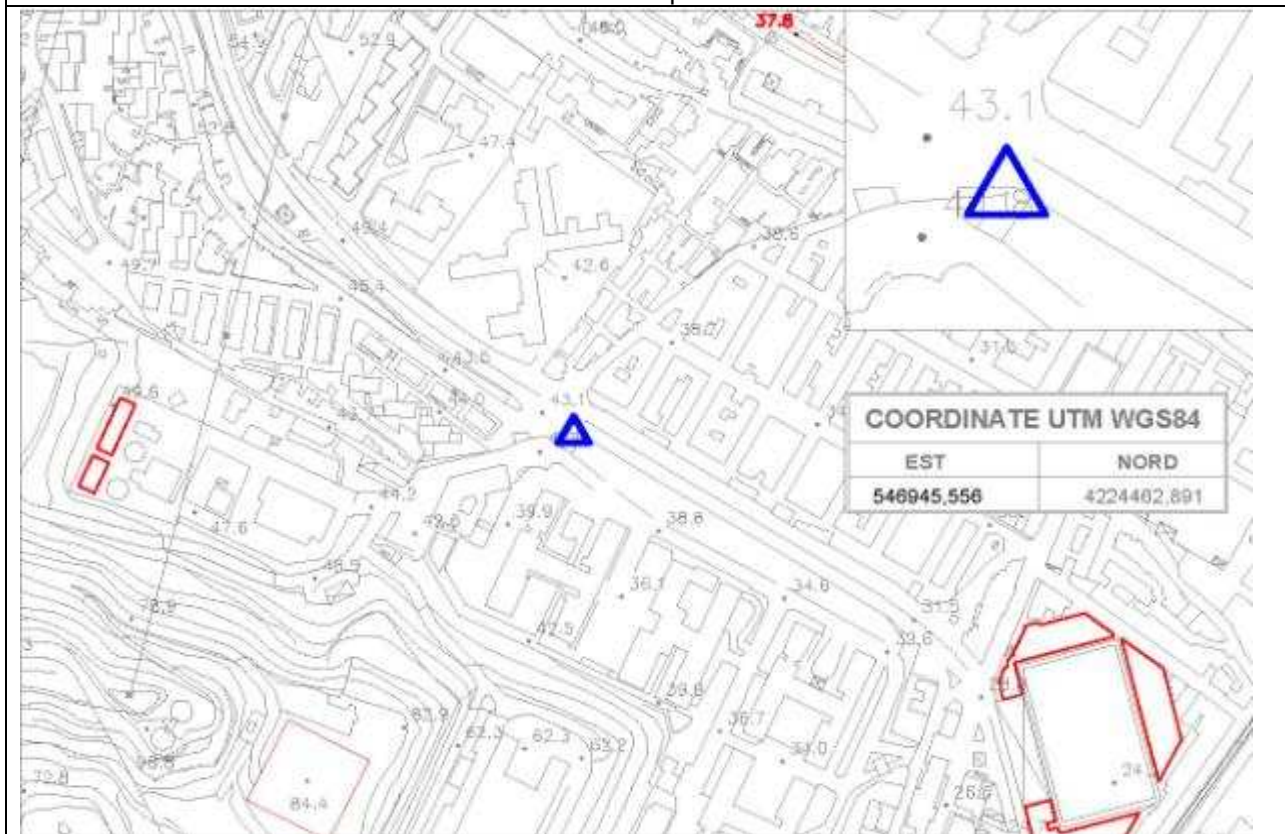
Ricettore

R_32_S

Indirizzo

VIA DEL POLICLINICO

Localizzazione planimetrica



DATA	Tecnico competente: Studio tecnico ing. Giovanni Chiovetta	
	geom. Antonino Campione	Ing. Giovanni Chiovetta

RICONOSCIMENTO COMPONENTI IMPULSIVE

Il rumore presenta Componenti Impulsive (CI) quando sono verificate le condizioni seguenti:

12	2010/09/14 22:48:34	0.875	60.2	11.8
13	2010/09/14 22:48:35	0.750	61.3	10.9
14	2010/09/14 22:48:38	0.625	65.0	10.7
15	2010/09/14 22:48:53	0.875	60.9	11.2
16	2010/09/14 22:49:04	0.625	73.4	11.9
17	2010/09/14 22:49:52	0.750	67.3	10.2
18	2010/09/14 22:50:44	0.750	81.3	8.4
19	2010/09/14 22:50:46	0.625	80.9	10.2
20	2010/09/14 22:50:48	0.625	81.4	10.0
21	2010/09/14 22:50:49	0.625	77.9	8.5
22	2010/09/14 22:50:51	0.750	77.9	9.3
23	2010/09/14 22:50:52	0.750	77.2	8.7
24	2010/09/14 22:51:19	0.875	67.0	7.7
25	2010/09/14 22:51:27	0.750	77.2	9.8
26	2010/09/14 22:57:55	0.750	53.3	9.6
27	2010/09/14 22:58:59	0.875	51.7	9.1
28	2010/09/14 23:05:20	1.000	48.1	8.9
29	2010/09/14 23:13:18	0.875	58.5	7.5
30	2010/09/14 23:24:02	1.000	57.7	7.1
31	2010/09/14 23:37:02	0.750	48.0	9.5
32	2010/09/14 23:44:06	0.625	45.3	11.2
33	2010/09/14 23:48:45	0.750	58.5	7.6
34	2010/09/14 23:48:50	0.750	52.5	8.5
35	2010/09/14 23:49:11	0.625	62.8	9.8
36	2010/09/14 23:51:55	0.625	54.5	12.5
37	2010/09/14 23:52:15	0.875	67.7	7.2
38	2010/09/14 23:52:29	0.625	57.6	11.0
39	2010/09/14 23:52:42	1.000	59.4	9.0
40	2010/09/14 23:52:48	0.875	60.3	9.6
41	2010/09/14 23:52:50	0.875	58.9	8.2
42	2010/09/14 23:55:33	0.875	70.2	8.2
43	2010/09/15 00:00:30	0.875	77.2	11.7
44	2010/09/15 00:37:10	0.875	52.9	9.2
45	2010/09/15 00:38:00	0.750	65.2	11.2
46	2010/09/15 00:46:46	0.750	72.8	11.5
47	2010/09/15 00:48:07	0.875	83.5	7.0
48	2010/09/15 00:48:11	0.875	81.9	9.0
49	2010/09/15 00:48:24	1.000	51.3	7.7
50	2010/09/15 00:50:07	1.000	51.3	11.1
51	2010/09/15 00:50:09	0.750	57.7	10.1
52	2010/09/15 02:08:18	1.000	66.8	7.2
53	2010/09/15 02:10:22	0.875	52.2	8.6
54	2010/09/15 02:11:41	0.750	57.7	8.5
55	2010/09/15 02:11:44	0.750	61.1	7.8
56	2010/09/15 02:27:08	0.625	45.9	12.7
57	2010/09/15 02:46:01	0.750	52.6	10.5
58	2010/09/15 02:46:20	0.750	54.6	11.0
59	2010/09/15 02:48:22	0.750	57.4	9.6

60	2010/09/15 02:51:38	1.000	49.7	7.4
61	2010/09/15 02:53:20	1.000	40.4	9.1
62	2010/09/15 02:53:26	0.625	41.5	9.6
63	2010/09/15 02:53:35	1.000	41.1	9.4
64	2010/09/15 02:56:02	0.875	44.0	10.5
65	2010/09/15 02:58:34	0.500	55.6	12.3
66	2010/09/15 03:05:34	1.000	47.7	6.4
67	2010/09/15 03:19:15	0.875	45.1	11.3
68	2010/09/15 03:46:37	0.750	58.9	9.8
69	2010/09/15 03:47:14	0.750	54.8	11.3
70	2010/09/15 03:47:26	0.875	51.2	8.1
71	2010/09/15 04:00:09	1.000	48.3	8.5
72	2010/09/15 04:00:35	0.875	48.2	8.4
73	2010/09/15 04:04:58	1.000	43.9	10.1
74	2010/09/15 04:08:30	0.875	53.1	10.8
75	2010/09/15 04:09:13	0.750	43.8	10.5
76	2010/09/15 04:09:24	1.000	46.4	8.9
77	2010/09/15 04:09:28	0.750	51.5	9.8
78	2010/09/15 04:09:29	0.625	43.8	9.5
79	2010/09/15 04:09:45	1.000	56.5	8.5
80	2010/09/15 04:11:52	0.625	46.5	11.7
81	2010/09/15 04:11:54	0.625	46.6	11.4
82	2010/09/15 04:11:55	0.625	44.7	9.3
83	2010/09/15 04:11:58	0.625	45.3	11.3
84	2010/09/15 04:18:55	1.000	44.6	6.9
85	2010/09/15 04:22:00	0.625	40.4	10.7
86	2010/09/15 04:22:05	0.875	41.5	9.7
87	2010/09/15 04:22:06	0.750	42.4	9.8
88	2010/09/15 04:22:08	0.750	41.7	9.5
89	2010/09/15 04:22:10	0.625	43.9	11.0
90	2010/09/15 04:22:11	0.625	43.0	9.8
91	2010/09/15 04:22:12	0.750	40.0	8.8
92	2010/09/15 04:25:52	0.625	52.9	11.8
93	2010/09/15 04:31:34	0.750	66.7	6.3
94	2010/09/15 04:31:35	0.625	63.8	6.5
95	2010/09/15 04:35:14	0.875	55.9	8.9
96	2010/09/15 04:35:17	0.750	55.3	11.8
97	2010/09/15 04:54:10	0.625	43.8	11.6
98	2010/09/15 04:54:11	0.875	41.6	9.8
99	2010/09/15 05:05:42	1.000	50.1	6.2
100	2010/09/15 05:08:31	0.625	47.5	9.9
101	2010/09/15 05:10:21	1.000	50.2	11.1
102	2010/09/15 05:10:22	0.625	45.0	10.1
103	2010/09/15 05:10:25	0.750	51.0	11.1
104	2010/09/15 06:10:48	0.875	76.1	11.6
105	2010/09/15 06:20:41	1.000	80.2	7.7
106	2010/09/15 06:20:44	0.750	77.2	10.1
107	2010/09/15 06:21:31	0.625	71.1	10.6

108	2010/09/15 06:21:57	0.625	68.7	11.1
109	2010/09/15 06:22:15	0.875	65.5	8.5
110	2010/09/15 06:22:24	0.750	59.9	8.1
111	2010/09/15 06:22:27	0.500	64.4	11.4
112	2010/09/15 06:22:28	1.000	68.8	9.8
113	2010/09/15 06:22:32	0.750	65.9	7.2
114	2010/09/15 06:24:42	1.000	62.6	9.1
115	2010/09/15 06:33:58	0.750	65.4	9.5
116	2010/09/15 06:35:31	0.875	67.7	7.9
117	2010/09/15 06:35:49	1.000	73.1	11.3
118	2010/09/15 06:36:33	0.875	66.5	8.8
119	2010/09/15 06:38:21	0.625	55.9	6.9
120	2010/09/15 06:38:45	0.875	64.6	9.3
121	2010/09/15 06:39:03	1.000	64.3	8.3
122	2010/09/15 07:05:56	0.625	80.5	11.0
123	2010/09/15 07:22:47	1.000	56.1	10.6
124	2010/09/15 07:42:28	0.750	70.9	10.4
125	2010/09/15 07:55:36	0.750	67.8	9.1
126	2010/09/15 07:58:30	1.000	55.6	8.6
127	2010/09/15 08:03:41	0.875	60.2	9.8
128	2010/09/15 08:07:33	0.875	56.7	9.7
129	2010/09/15 08:08:12	1.000	66.1	9.7
130	2010/09/15 08:08:26	0.750	57.1	8.2
131	2010/09/15 08:14:10	1.000	59.4	7.9
132	2010/09/15 08:30:30	1.000	64.5	7.3
133	2010/09/15 08:32:51	0.750	62.1	13.0
134	2010/09/15 08:35:03	0.750	67.8	10.5
135	2010/09/15 08:40:01	0.750	58.4	9.5
136	2010/09/15 08:44:58	1.000	64.4	7.8
137	2010/09/15 08:45:26	1.000	63.9	7.6
138	2010/09/15 08:52:51	0.750	74.2	9.4
139	2010/09/15 08:55:02	0.750	59.7	8.8
140	2010/09/15 09:20:44	1.000	55.4	6.7
141	2010/09/15 09:21:28	1.000	60.6	6.2
142	2010/09/15 09:21:49	1.000	55.9	8.1
143	2010/09/15 09:27:07	1.000	60.1	9.3
144	2010/09/15 09:32:09	0.875	59.2	12.4
145	2010/09/15 09:33:06	0.625	69.1	10.2
146	2010/09/15 09:33:17	0.625	71.1	7.9
147	2010/09/15 09:33:45	0.750	75.7	11.6
148	2010/09/15 09:33:48	0.875	77.9	7.9
149	2010/09/15 09:38:44	1.000	65.5	7.7
150	2010/09/15 09:39:36	0.625	64.3	11.3
151	2010/09/15 09:40:33	0.750	74.1	11.5
152	2010/09/15 09:41:16	0.500	61.6	12.5
153	2010/09/15 09:49:02	0.875	65.7	9.1
154	2010/09/15 10:08:18	1.000	65.7	7.0
155	2010/09/15 10:10:35	0.750	62.5	8.6

156	2010/09/15 10:16:22	0.750	57.2	8.9
157	2010/09/15 10:23:16	0.750	62.7	10.7
158	2010/09/15 10:23:32	0.875	57.2	9.5
159	2010/09/15 10:39:54	1.000	82.3	6.7
160	2010/09/15 10:40:08	0.875	63.6	7.3
161	2010/09/15 10:46:57	0.750	65.5	10.5
162	2010/09/15 10:47:43	0.875	70.8	8.2
163	2010/09/15 10:57:24	0.875	80.2	7.7
164	2010/09/15 11:00:20	1.000	54.7	6.2
165	2010/09/15 11:03:53	1.000	54.3	7.8
166	2010/09/15 11:10:47	0.750	89.4	9.0
167	2010/09/15 11:14:09	0.875	56.7	7.8
168	2010/09/15 11:15:03	0.750	62.9	10.6
169	2010/09/15 11:18:44	0.750	61.0	9.4
170	2010/09/15 11:18:54	0.875	56.4	8.7
171	2010/09/15 11:21:45	1.000	55.9	8.0
172	2010/09/15 11:25:01	1.000	54.8	6.7
173	2010/09/15 11:26:15	1.000	57.9	8.0
174	2010/09/15 11:28:37	1.000	63.4	10.0
175	2010/09/15 11:31:54	0.750	63.5	10.6
176	2010/09/15 11:31:56	0.750	64.4	9.3
177	2010/09/15 11:32:01	0.750	64.4	9.1
178	2010/09/15 11:32:16	1.000	76.4	7.8
179	2010/09/15 11:36:44	0.875	65.6	10.6
180	2010/09/15 11:38:23	0.750	63.3	10.6
181	2010/09/15 11:38:28	0.875	61.4	7.9
182	2010/09/15 11:38:30	0.875	60.1	7.7
183	2010/09/15 11:38:53	0.750	64.6	11.7
184	2010/09/15 11:39:51	1.000	68.0	8.5
185	2010/09/15 11:40:34	0.750	55.4	10.3
186	2010/09/15 11:40:49	1.000	63.2	8.6
187	2010/09/15 11:40:52	1.000	64.8	8.2
188	2010/09/15 11:40:54	0.750	62.9	8.0
189	2010/09/15 11:40:55	0.875	63.4	8.4
190	2010/09/15 11:41:11	0.750	63.3	8.8
191	2010/09/15 11:41:19	0.750	61.4	7.9
192	2010/09/15 11:41:23	0.750	65.1	11.4
193	2010/09/15 11:45:27	0.750	73.1	10.8
194	2010/09/15 11:50:27	0.875	59.8	8.1
195	2010/09/15 11:54:06	0.750	65.2	10.9
196	2010/09/15 11:58:29	0.875	67.4	6.7
197	2010/09/15 11:58:51	0.750	70.4	10.5
198	2010/09/15 11:59:09	0.750	70.1	10.9
199	2010/09/15 12:05:27	0.625	70.3	11.3
200	2010/09/15 12:05:27	0.875	70.7	8.4
201	2010/09/15 12:05:29	0.750	66.2	8.6
202	2010/09/15 12:05:32	0.750	67.1	10.4
203	2010/09/15 12:05:37	0.750	61.9	9.7

204	2010/09/15 12:06:08	1.000	54.3	6.4
205	2010/09/15 12:06:10	0.750	68.6	10.6
206	2010/09/15 12:06:15	0.875	55.6	6.8
207	2010/09/15 12:09:59	0.750	60.4	9.7
208	2010/09/15 12:10:34	0.750	58.2	10.2
209	2010/09/15 12:11:19	1.000	54.7	8.0
210	2010/09/15 12:16:02	1.000	57.6	6.8
211	2010/09/15 12:23:50	1.000	53.0	7.3
212	2010/09/15 12:24:17	0.875	53.4	8.0
213	2010/09/15 12:33:57	0.875	77.9	8.2
214	2010/09/15 12:34:49	0.875	56.9	10.1
215	2010/09/15 12:47:38	1.000	54.8	7.4
216	2010/09/15 12:50:06	1.000	56.0	8.8
217	2010/09/15 12:50:08	1.000	57.3	8.4
218	2010/09/15 12:58:50	0.625	50.3	7.3
219	2010/09/15 12:59:00	1.000	51.5	9.4
220	2010/09/15 12:59:21	0.750	59.6	7.3
221	2010/09/15 12:59:35	0.500	62.7	7.8
222	2010/09/15 13:00:22	0.750	57.3	6.6
223	2010/09/15 13:03:31	0.625	56.6	7.0
224	2010/09/15 13:05:11	0.625	45.2	12.0
225	2010/09/15 13:05:32	0.625	48.5	7.8
226	2010/09/15 13:06:02	0.750	48.6	7.9
227	2010/09/15 13:06:07	0.625	42.9	11.1
228	2010/09/15 13:06:11	0.625	50.1	10.7
229	2010/09/15 13:10:25	0.625	50.3	11.4
230	2010/09/15 13:10:28	0.500	57.2	9.0
231	2010/09/15 13:11:11	1.000	51.3	6.3
232	2010/09/15 13:20:25	0.750	42.4	7.7
233	2010/09/15 13:20:28	0.750	42.7	7.5
234	2010/09/15 19:22:08	1.000	63.5	6.6
235	2010/09/15 19:22:47	0.625	59.5	9.8
236	2010/09/15 19:22:54	0.750	64.3	11.1
237	2010/09/15 19:27:17	1.000	59.6	7.2
238	2010/09/15 19:27:19	0.875	59.9	8.0
239	2010/09/15 19:27:25	0.750	62.2	10.2
240	2010/09/15 19:27:34	0.875	61.4	9.3
241	2010/09/15 19:27:36	1.000	59.8	7.8
242	2010/09/15 19:28:12	1.000	62.8	6.9
243	2010/09/15 19:29:55	0.875	59.8	8.2
244	2010/09/15 19:32:18	0.875	60.5	8.2
245	2010/09/15 19:32:24	0.750	61.9	10.4
246	2010/09/15 19:32:29	1.000	63.1	9.9
247	2010/09/15 19:32:33	0.875	57.4	6.4
248	2010/09/15 19:36:08	1.000	62.1	7.4
249	2010/09/15 19:39:15	1.000	62.7	6.5
250	2010/09/15 19:39:27	0.875	56.9	8.4
251	2010/09/15 19:42:14	0.625	59.1	11.3

252	2010/09/15 19:43:04	0.875	72.4	6.7
253	2010/09/15 19:43:21	0.750	64.3	9.9
254	2010/09/15 19:46:01	0.875	60.1	8.2
255	2010/09/15 19:46:05	0.875	62.6	7.6
256	2010/09/15 19:46:08	0.875	60.4	7.6
257	2010/09/15 19:46:34	0.875	62.7	6.7
258	2010/09/15 19:46:36	0.875	64.3	8.1
259	2010/09/15 19:46:42	0.875	62.5	8.4
260	2010/09/15 19:47:01	0.875	62.2	7.4
261	2010/09/15 19:47:02	0.875	62.2	7.1
262	2010/09/15 19:47:37	0.750	60.7	9.3
263	2010/09/15 19:48:59	1.000	59.7	8.5
264	2010/09/15 19:50:20	0.625	64.1	9.6
265	2010/09/15 19:50:45	0.875	86.4	10.7
266	2010/09/15 19:51:22	1.000	62.4	7.9
267	2010/09/15 19:51:32	1.000	64.1	6.7
268	2010/09/15 19:55:15	0.875	65.3	7.9
269	2010/09/15 19:55:17	0.750	66.5	9.8
270	2010/09/15 19:55:18	0.750	64.5	8.9
271	2010/09/15 19:55:41	0.625	74.9	11.8
272	2010/09/15 19:56:00	1.000	63.9	9.6
273	2010/09/15 19:56:02	0.875	63.3	7.6
274	2010/09/15 19:56:46	1.000	64.7	8.1
275	2010/09/15 19:57:02	0.750	62.2	8.3
276	2010/09/15 19:57:05	1.000	60.5	8.6
277	2010/09/15 19:57:07	0.875	66.0	10.2
278	2010/09/15 19:57:14	1.000	67.5	8.1
279	2010/09/15 19:57:16	1.000	64.8	7.4
280	2010/09/15 19:57:19	1.000	67.1	11.5
281	2010/09/15 19:57:22	1.000	65.3	7.6
282	2010/09/15 19:57:24	0.750	64.9	9.2
283	2010/09/15 19:57:52	0.875	68.0	8.5
284	2010/09/15 19:57:53	1.000	67.6	6.9
285	2010/09/15 19:57:55	0.750	66.8	7.7
286	2010/09/15 19:57:56	1.000	67.4	6.7
287	2010/09/15 19:58:01	0.750	67.4	9.3
288	2010/09/15 19:58:03	0.750	64.6	8.5
289	2010/09/15 19:58:08	1.000	65.0	9.0
290	2010/09/15 19:58:14	0.750	62.6	9.1
291	2010/09/15 19:58:15	1.000	80.9	7.6
292	2010/09/15 19:58:20	1.000	65.1	8.3
293	2010/09/15 19:58:22	1.000	65.7	6.8
294	2010/09/15 19:58:28	1.000	65.8	7.5
295	2010/09/15 19:58:43	0.625	82.1	7.6
296	2010/09/15 19:58:45	0.625	83.2	9.3
297	2010/09/15 19:58:49	0.750	78.7	6.2
298	2010/09/15 19:58:54	0.875	64.6	8.4
299	2010/09/15 19:58:56	0.875	67.5	8.8

300	2010/09/15 19:59:02	0.875	80.2	9.2
301	2010/09/15 19:59:14	0.625	81.0	8.0
302	2010/09/15 19:59:20	0.750	65.2	10.5
303	2010/09/15 19:59:23	0.625	80.5	11.2
304	2010/09/15 19:59:27	1.000	82.9	9.9
305	2010/09/15 19:59:31	0.750	81.6	10.5
306	2010/09/15 19:59:33	1.000	67.8	12.1
307	2010/09/15 19:59:34	1.000	67.0	12.1
308	2010/09/15 19:59:42	0.625	81.1	9.2
309	2010/09/15 19:59:44	0.750	76.4	8.5
310	2010/09/15 20:00:28	0.625	62.9	9.3
311	2010/09/15 20:00:32	0.875	58.5	7.2
312	2010/09/15 20:00:41	0.875	61.8	9.2
313	2010/09/15 20:00:47	0.625	65.2	9.9
314	2010/09/15 20:01:09	0.875	64.0	8.0
315	2010/09/15 20:01:22	0.875	62.2	9.2
316	2010/09/15 20:01:30	1.000	63.3	8.2
317	2010/09/15 20:02:24	1.000	61.7	8.4
318	2010/09/15 20:02:54	0.875	60.6	7.8
319	2010/09/15 20:04:14	0.750	78.4	10.0
320	2010/09/15 20:04:15	0.625	80.8	8.8
321	2010/09/15 20:05:45	0.875	64.7	6.6
322	2010/09/15 20:07:25	1.000	62.8	8.9
323	2010/09/15 20:08:23	0.875	59.2	7.1
324	2010/09/15 20:14:52	0.875	67.0	6.2
325	2010/09/15 20:14:58	0.750	82.7	10.1
326	2010/09/15 20:15:07	0.625	81.2	9.1
327	2010/09/15 20:15:14	0.750	79.1	9.0
328	2010/09/15 20:15:18	0.750	79.0	9.4
329	2010/09/15 20:15:42	1.000	81.0	6.5
330	2010/09/15 20:15:44	0.625	81.8	9.6
331	2010/09/15 20:18:17	0.875	61.7	7.5
332	2010/09/15 20:24:38	0.875	60.1	7.9
333	2010/09/15 20:26:10	1.000	73.9	7.8
334	2010/09/15 20:27:47	0.750	61.9	8.4
335	2010/09/15 20:27:48	0.625	71.5	12.1
336	2010/09/15 20:29:25	0.875	77.4	11.1
337	2010/09/15 20:40:27	1.000	63.6	8.2
338	2010/09/15 20:41:10	1.000	60.2	8.9
339	2010/09/15 20:41:24	0.750	63.7	8.5
340	2010/09/15 20:41:25	0.750	61.9	6.4
341	2010/09/15 20:41:26	0.875	60.9	6.1
342	2010/09/15 20:41:27	0.875	60.6	6.4
343	2010/09/15 20:41:28	1.000	60.7	6.1
344	2010/09/15 20:41:36	0.750	61.3	8.1
345	2010/09/15 20:41:38	1.000	59.1	7.2
346	2010/09/15 20:41:45	0.875	59.6	6.8
347	2010/09/15 20:41:52	0.875	60.8	7.6

348	2010/09/15 20:42:06	0.750	65.0	8.6
349	2010/09/15 20:42:10	0.875	60.9	9.1
350	2010/09/15 21:00:38	0.875	56.1	7.7
351	2010/09/15 21:02:25	0.875	56.4	8.4
352	2010/09/15 21:06:00	0.875	57.4	9.2
353	2010/09/15 21:06:05	0.875	56.8	9.6
354	2010/09/15 21:13:25	0.750	57.4	9.8
355	2010/09/15 21:15:58	0.750	71.7	6.4
356	2010/09/15 21:16:06	0.750	66.4	6.4
357	2010/09/15 21:16:09	0.750	69.0	9.8
358	2010/09/15 21:16:18	0.750	71.5	9.6
359	2010/09/15 21:17:51	0.750	62.5	9.7
360	2010/09/15 21:28:19	1.000	75.2	7.7
361	2010/09/15 21:29:38	0.750	72.3	8.7
362	2010/09/15 21:29:47	0.750	71.9	9.5
363	2010/09/15 21:29:49	0.750	71.9	9.6
364	2010/09/15 21:29:52	0.625	68.0	10.7
365	2010/09/15 21:29:59	0.750	79.5	11.0
366	2010/09/15 21:30:00	0.750	68.7	10.2
367	2010/09/15 21:30:21	0.875	73.3	8.5
368	2010/09/15 21:35:36	1.000	56.6	7.5
369	2010/09/15 21:37:38	0.750	63.1	9.2
370	2010/09/15 21:38:52	0.875	59.5	8.6
371	2010/09/15 21:39:12	1.000	54.1	6.4
372	2010/09/15 21:41:59	1.000	75.2	7.4
373	2010/09/15 21:42:02	0.750	70.9	9.4
374	2010/09/15 21:42:03	0.750	71.1	7.3
375	2010/09/15 21:42:04	0.750	72.9	8.9
376	2010/09/15 21:42:05	0.625	74.5	9.2
377	2010/09/15 21:42:10	0.750	71.8	8.6
378	2010/09/15 21:43:02	0.875	59.6	9.7
379	2010/09/15 21:43:06	0.875	61.9	8.6
380	2010/09/15 21:43:12	1.000	73.9	7.7
381	2010/09/15 21:43:15	0.750	67.2	7.1
382	2010/09/15 21:43:20	0.750	65.1	9.7
383	2010/09/15 21:51:26	1.000	52.8	7.7
384	2010/09/15 21:51:36	0.875	74.2	8.8
385	2010/09/15 21:52:14	0.750	58.6	8.7
386	2010/09/15 21:52:15	0.875	61.3	7.6
387	2010/09/15 21:52:19	0.750	73.8	10.4
388	2010/09/15 21:52:22	0.750	69.8	9.7
389	2010/09/15 21:52:23	0.750	57.6	10.2
390	2010/09/15 21:52:26	0.750	69.4	9.5
391	2010/09/15 21:52:27	0.750	71.9	9.4
392	2010/09/15 21:52:28	1.000	59.4	10.7
393	2010/09/15 21:52:43	0.750	72.5	6.4
394	2010/09/15 21:52:44	0.750	69.4	6.8
395	2010/09/15 21:52:46	0.750	68.4	8.0

396	2010/09/15 21:52:49	0.750	67.8	8.9
397	2010/09/15 21:52:51	0.875	69.4	9.6
398	2010/09/15 21:52:54	0.750	68.9	8.9
399	2010/09/15 21:52:58	0.750	58.8	10.2
400	2010/09/15 21:53:00	0.875	67.7	9.0
401	2010/09/15 21:53:03	0.875	66.2	8.6
402	2010/09/15 21:53:06	0.875	67.6	9.1
403	2010/09/15 21:53:21	1.000	73.5	7.7
404	2010/09/15 22:00:13	0.625	63.4	12.0
405	2010/09/15 22:00:55	1.000	58.7	6.2
406	2010/09/15 22:02:21	1.000	81.8	10.5
407	2010/09/15 22:02:29	0.875	81.0	9.0
408	2010/09/15 22:02:35	0.750	75.2	8.4
409	2010/09/15 22:02:48	1.000	83.0	9.9
410	2010/09/15 22:02:55	1.000	74.2	7.6
411	2010/09/15 22:02:57	0.750	69.6	6.2
412	2010/09/15 22:03:33	0.875	68.6	9.1
413	2010/09/15 22:03:34	1.000	72.3	7.6
414	2010/09/15 22:03:40	0.875	67.0	7.9
415	2010/09/15 22:05:27	0.875	56.0	8.5
416	2010/09/15 22:05:53	0.875	56.8	8.9
417	2010/09/15 22:07:07	0.875	78.4	10.4
418	2010/09/15 22:07:14	0.750	71.6	8.9
419	2010/09/15 22:08:41	0.875	74.4	8.0
420	2010/09/15 22:09:20	0.750	80.1	8.7
421	2010/09/15 22:10:38	0.750	81.4	6.4
422	2010/09/15 22:10:43	0.750	80.4	10.5
423	2010/09/15 22:10:46	0.625	77.8	9.8
424	2010/09/15 22:10:47	0.625	86.9	10.6
425	2010/09/15 22:10:49	0.875	86.2	9.2
426	2010/09/15 22:10:51	0.625	84.8	9.8
427	2010/09/15 22:11:51	0.875	58.1	7.8
428	2010/09/15 22:13:12	1.000	82.4	7.4
429	2010/09/15 22:13:21	0.750	77.4	6.6
430	2010/09/15 22:13:31	0.625	77.7	7.7
431	2010/09/15 22:13:33	1.000	84.2	8.3
432	2010/09/15 22:13:39	0.625	80.5	7.2
433	2010/09/15 22:13:41	0.625	80.7	6.9
434	2010/09/15 22:13:45	0.625	80.0	6.5
435	2010/09/15 22:13:53	0.750	79.4	8.8
436	2010/09/15 22:13:54	0.750	80.7	8.8
437	2010/09/15 22:13:55	0.750	80.7	8.8
438	2010/09/15 22:14:12	0.625	82.0	8.8
439	2010/09/15 22:14:17	0.625	80.9	9.4
440	2010/09/15 22:14:27	0.625	73.8	11.3
441	2010/09/15 22:14:33	0.750	82.6	11.1
442	2010/09/15 22:14:43	0.875	62.2	7.0
443	2010/09/15 22:14:49	1.000	60.6	6.4

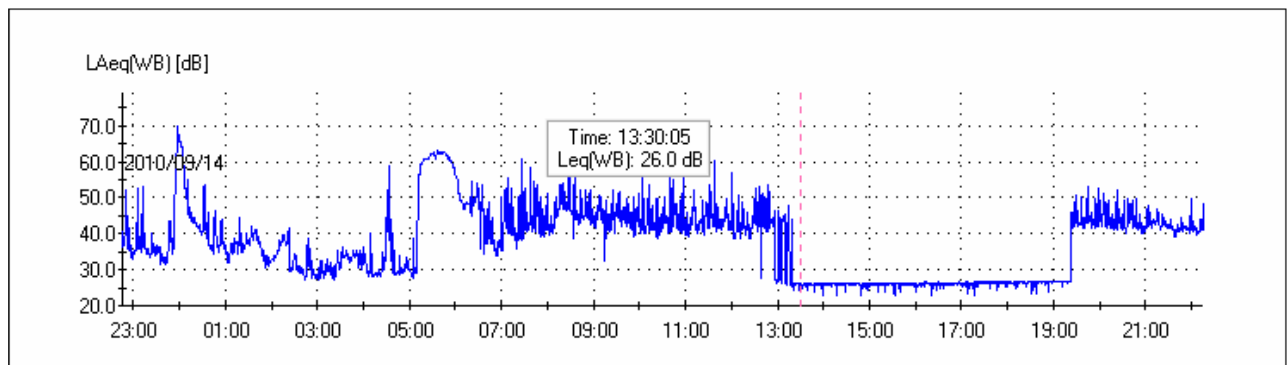
444	2010/09/15 22:14:59	1.000	71.8	9.3
445	2010/09/15 22:15:01	0.875	59.4	8.7
446	2010/09/15 22:15:03	0.750	66.9	11.0
447	2010/09/15 22:15:16	1.000	69.7	8.1
448	2010/09/15 22:15:25	0.625	77.7	11.2

RICONOSCIMENTO COMPONENTI TONALI

Al fine di individuare la presenza di Componenti Tonalì (CT) nel rumore, si effettua un'analisi spettrale per bande normalizzate di 1/3 di ottava. Si considerano esclusivamente le CT aventi carattere stazionario nel tempo ed in frequenza.

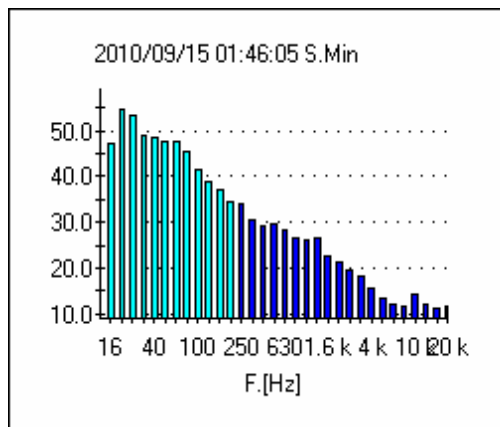
L'analisi è stata svolta nell'intervallo di frequenza compreso tra 20 Hz e 20 KHz.

Si è in presenza di una CT se il livello minimo di una banda supera i livelli minimi delle bande adiacenti per almeno 5 dB.

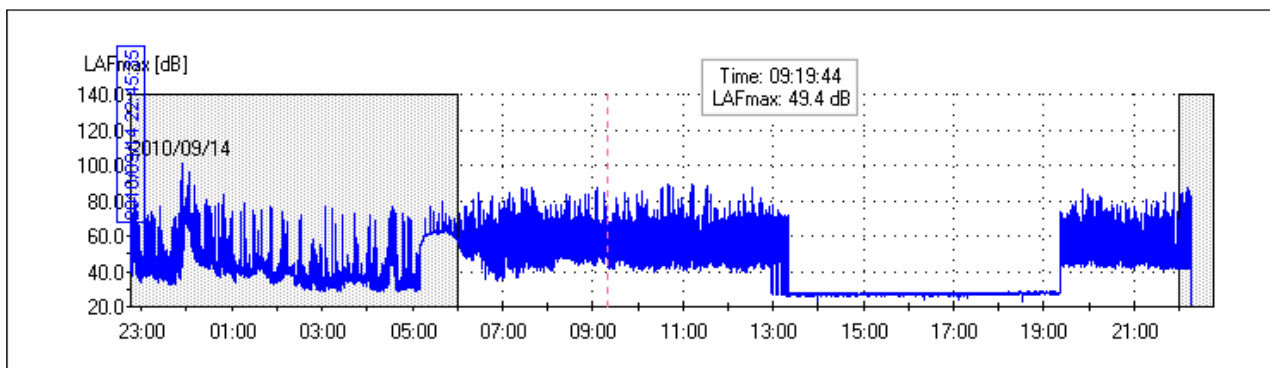


SOGLIE PENALIZZAZIONE	
Persistenza BF	5%
Persistenza AF	5%
TONALI [Hz]	PERSIST [%]
Freq: 250	0.4
Freq: 315	0.0
Freq: 400	0.0
Freq: 1 k	0.0
Freq: 1.6 k	0.0
Freq: 2 k	0.0
Freq: 3.15 k	0.2
PENALIZZAZIONI	
Penalizzazione BF: No	
Penalizzazione AF: No	

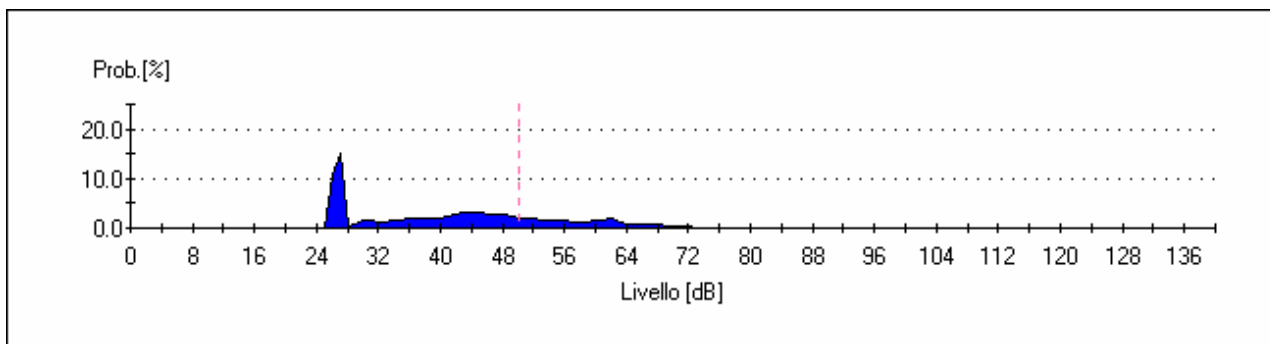
TIME HISTORY COMPONENTI TONALI



IL GRAFICO DEL CLIMA ACUSTICO GIORNALIERO



DISTRIBUTIVA



CUMULATIVA

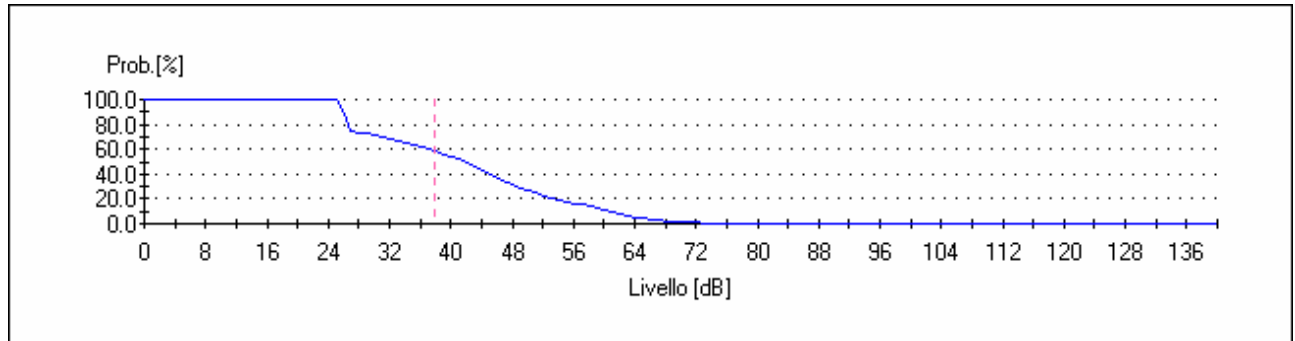
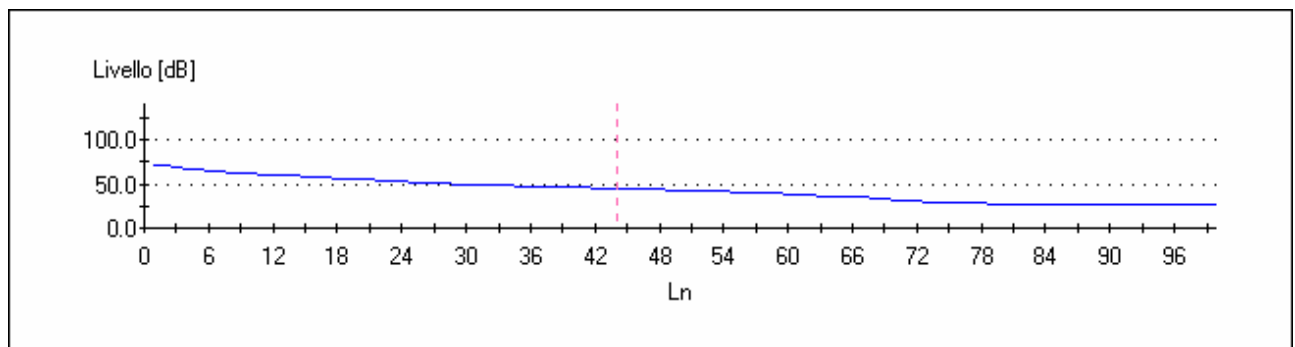


GRAFICO PERCENTILI



Livelli statistici L1, L5, L10, L50, L90, L95, L99; nelle 24 ore

Percentile	Leq.[dB]
0	72.0
1	72.0
2	69.0
3	67.0
4	66.0
5	65.0
6	64.0
7	63.0
8	62.5
9	62.0
10	61.0
11	60.5
12	60.0
13	59.0
14	58.5
15	58.0
16	57.0
17	56.0
18	55.5
19	55.0
20	54.5

21	54.0
22	53.0
23	52.5
24	52.0
25	51.5
26	51.0
27	50.5
28	50.0
29	49.7
30	49.3
31	49.0
32	48.5
33	48.0
34	47.7
35	47.3
36	47.0
37	46.7
38	46.3
39	46.0
40	45.7
41	45.3
42	45.0
43	44.7
44	44.3
45	44.0
46	43.8
47	43.5
48	43.3
49	43.0
50	42.7
51	42.3
52	42.0
53	41.5
54	41.0
55	40.5
56	40.0
57	39.5
58	39.0
59	38.5
60	38.0
61	37.0
62	36.5
63	36.0
64	35.5
65	35.0
66	34.5
67	34.0
68	33.0

69	32.0
70	31.5
71	31.0
72	30.0
73	29.0
74	28.0
75	27.9
76	27.9
77	27.8
78	27.7
79	27.7
80	27.6
81	27.5
82	27.5
83	27.4
84	27.3
85	27.3
86	27.2
87	27.1
88	27.1
89	27.0
90	26.9
91	26.8
92	26.7
93	26.6
94	26.5
95	26.4
96	26.3
97	26.2
98	26.1
99	26.0

LIVELLI PERCENTILI DIURNI

Percentile	Leq.[dB]
0	72.0
1	72.0
2	70.0
3	68.0
4	67.0
5	65.0
6	64.0
7	63.0
8	62.5
9	62.0
10	61.0
11	60.0

12	59.0
13	58.5
14	58.0
15	57.0
16	56.5
17	56.0
18	55.5
19	55.0
20	54.5
21	54.0
22	53.5
23	53.0
24	52.5
25	52.0
26	51.7
27	51.3
28	51.0
29	50.7
30	50.3
31	50.0
32	49.7
33	49.3
34	49.0
35	48.7
36	48.3
37	48.0
38	47.8
39	47.5
40	47.3
41	47.0
42	46.7
43	46.3
44	46.0
45	45.7
46	45.3
47	45.0
48	44.8
49	44.5
50	44.3
51	44.0
52	43.8
53	43.5
54	43.3
55	43.0
56	42.7
57	42.3
58	42.0
59	41.5

60	41.0
61	39.0
62	28.0
63	28.0
64	27.9
65	27.9
66	27.8
67	27.8
68	27.7
69	27.7
70	27.6
71	27.6
72	27.5
73	27.5
74	27.5
75	27.4
76	27.4
77	27.3
78	27.3
79	27.2
80	27.2
81	27.1
82	27.1
83	27.0
84	27.0
85	26.9
86	26.9
87	26.8
88	26.7
89	26.7
90	26.6
91	26.5
92	26.5
93	26.4
94	26.3
95	26.3
96	26.2
97	26.1
98	26.1
99	26.0

LIVELLI PERCENTILI NOTTURNI

Percentile	Leq.[dB]
0	71.0
1	71.0
2	68.0
3	66.0
4	64.0
5	63.0
6	62.8
7	62.5
8	62.3
9	62.0
10	61.7
11	61.3
12	61.0
13	60.5
14	60.0
15	59.5
16	59.0
17	58.0
18	56.0
19	55.0
20	54.0
21	53.0
22	52.0
23	50.0
24	49.0
25	48.0
26	47.0
27	46.5
28	46.0
29	45.5
30	45.0
31	44.7
32	44.3
33	44.0
34	43.5
35	43.0
36	42.7
37	42.3
38	42.0
39	41.7
40	41.3
41	41.0
42	40.8
43	40.6
44	40.4
45	40.2
46	40.0

47	39.8
48	39.6
49	39.4
50	39.2
51	39.0
52	38.8
53	38.7
54	38.5
55	38.3
56	38.2
57	38.0
58	37.8
59	37.6
60	37.4
61	37.2
62	37.0
63	36.8
64	36.7
65	36.5
66	36.3
67	36.2
68	36.0
69	35.8
70	35.6
71	35.4
72	35.2
73	35.0
74	34.8
75	34.6
76	34.4
77	34.2
78	34.0
79	33.8
80	33.5
81	33.3
82	33.0
83	32.8
84	32.6
85	32.4
86	32.2
87	32.0
88	31.8
89	31.5
90	31.3
91	31.0
92	30.8
93	30.6
94	30.4

95	30.2
96	30.0
97	29.7
98	29.3
99	29.0

LIVELLI DI IMPULS- FAST E SLOW MAX NELLE 24 ORE		
LAlp [dB]	LASp [dB]	LAFp [dB]
101,7	95,4	100,5
85,3	81,7	84,5
91,7	87,9	89,7
91	83,9	88,4
74,5	71	73,6
90	80,6	86,9
101,7	95,4	100,5

LIVELLI di Impuls – fast – slow massimi nelle 16 ore diurne

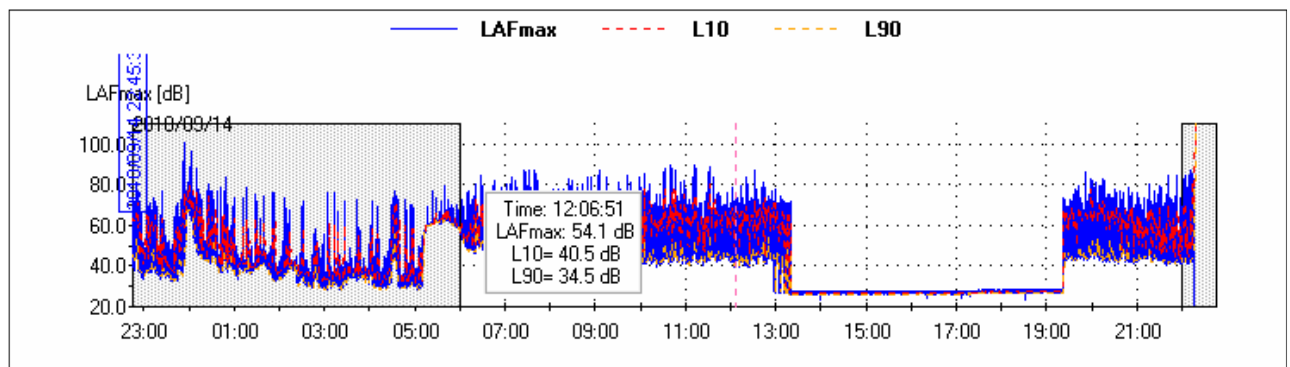
LIVELLI DI IMPULS- FAST E SLOW MAX DIURNI		
LAlp [dB]	LASp [dB]	LAFp [dB]
85,3	81,7	84,5
91,7	87,9	89,7
91	83,9	88,4
74,5	71	73,6
89,5	80,6	86,4
91,7	87,9	89,7

LIVELLI di Impuls – fast – slow massimi nelle 8 ore notturni

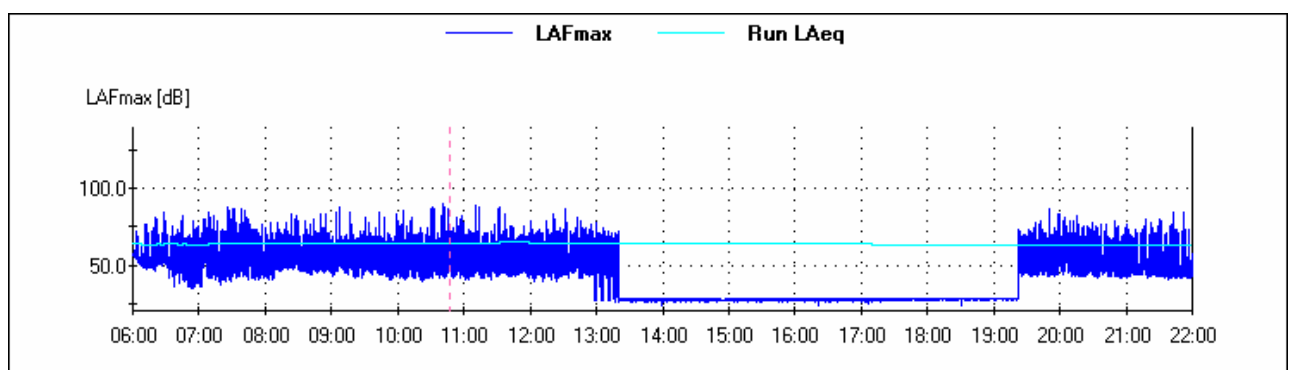
**LIVELLI DI IMPULS- FAST E SLOW
MAX NOTTURNI**

LAlp [dB]	LASp [dB]	LAFp [dB]
101,7	95,4	100,5
82	76,1	79,4
90	80,3	86,9
101,7	95,4	100,5

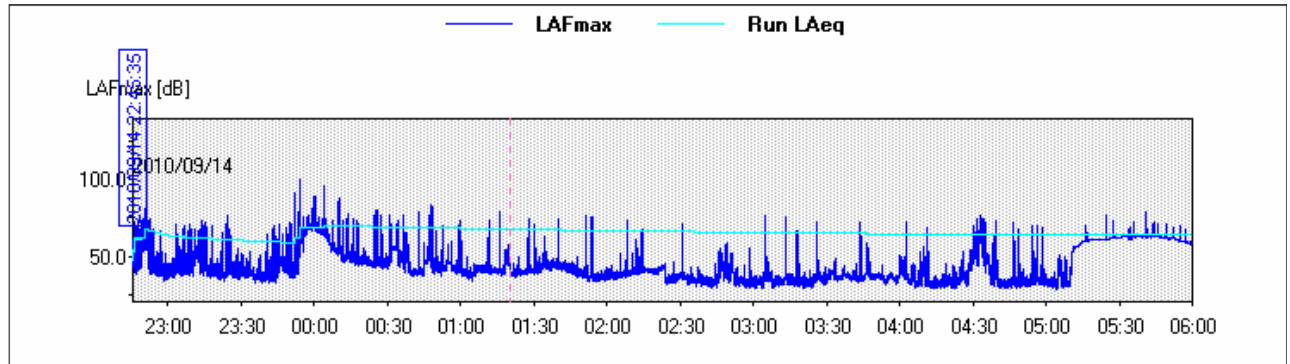
TIME HISTORY L10 – L90



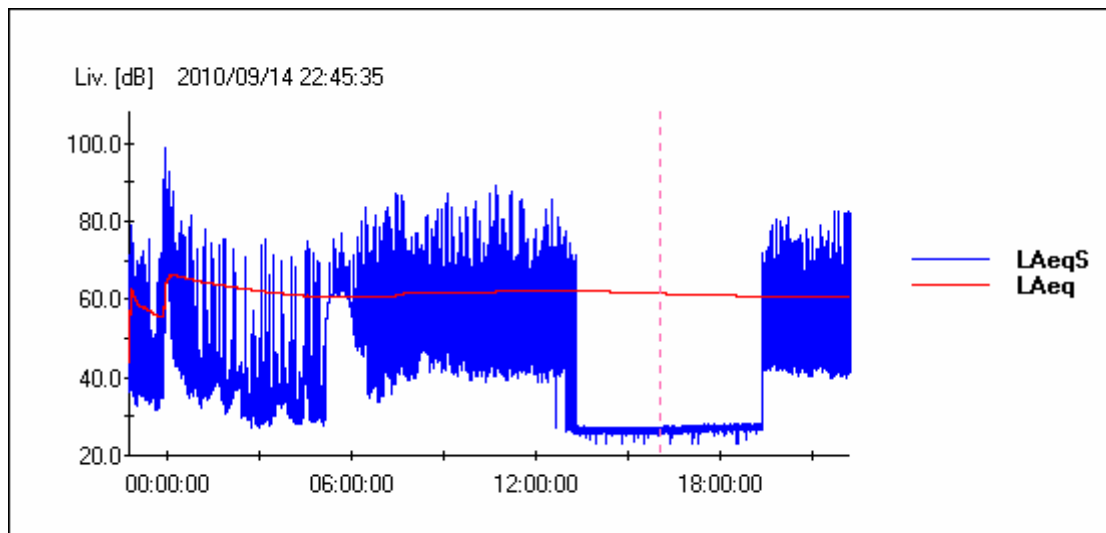
RUNNING Leq DIURNO



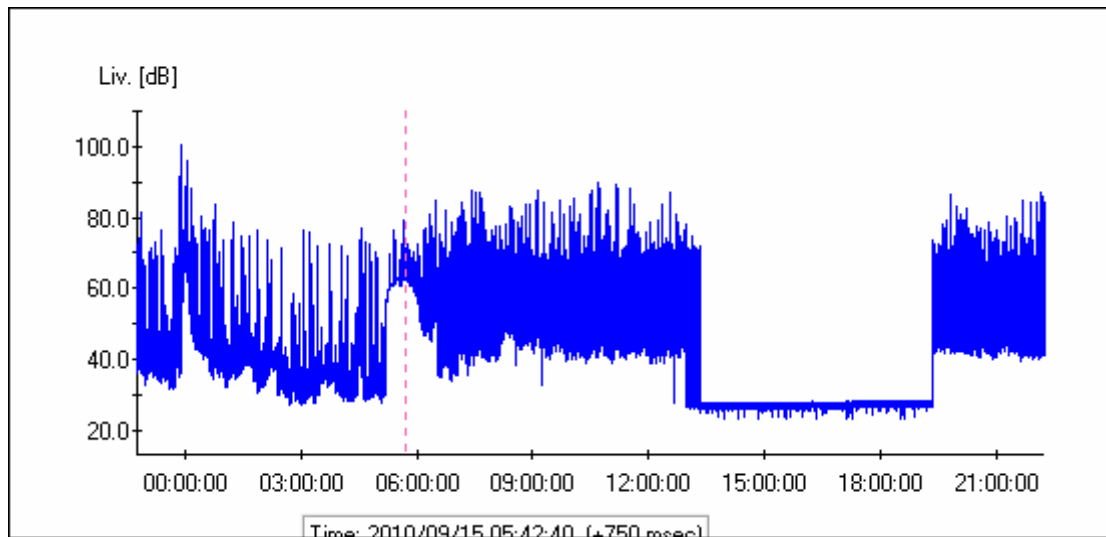
RUNNING Leq NOTTURNO



LA TIME HISTORY LIVELLO EQUIVALENTE PONDERATO "A"



LA TIME HISTORY LIVELLO PRESSIONE SONORA PONDERATA "A"

MONITORAGGIO EMISSIONI DI RUMORE PER LA
MAPPATURA DI CLIMA ACUSTICO VOL.2/2Codice documento
AS0106_F0.docxF0Rev
F0Data
20/06/2011**R2 - MISURE DI 24 ORE CON POSTAZIONE SEMI-FISSE**

Punto

Ricettore

Indirizzo

R_33_S	CONDOMINIO GEMINI
Descrizione del punto di misura/ricettore	
<p align="center"><i>L'asta estensibile con il microfono posto all'altezza di mt. 4,00 dal piano di campagna è stata collocata è stata posta nel parcheggio adiacente la carreggiata stradale ed antiostante uno degli edifici del condominio gemini</i></p>	

Caratterizzazione del punto di misura/ricettore		
Zonizzazione acustica e limiti diurni/notturni		
<input type="checkbox"/>	Classe I	50 /40 dB(a)
<input type="checkbox"/>	Classe II	55 / 45 dB(a)
<input checked="" type="checkbox"/>	Classe III	60 / 50 dB(a)
<input type="checkbox"/>	Classe IV	65 / 55 dB(a)
<input type="checkbox"/>	Classe V	70 / 60 dB(a)
<input type="checkbox"/>	Classe VI	70 / 70 dB(a)
Caratterizzazione delle sorgenti di rumore		
Tipologia	<input checked="" type="checkbox"/>	Traffico stradale
	<input type="checkbox"/>	Traffico ferroviario
	<input type="checkbox"/>	Cantiere
	<input type="checkbox"/>	Altro
Descrizione		
Strumentazione adottata		
Fonometro modello HD 2110 Classe 1, numero di serie 10060132243, - preamplificatore HD 2110 P, - microfono MK 221, numero di serie 34208 - Calibratore HD 2020 Classe 1 090 29825		
Punto	Ricettore	Indirizzo
	R_33_S	CONDOMINIO GEMINI

Sintesi misure (ante e post mascheramenti eventi anomali o sorgenti regolamentate da DPR)

Periodo	TR	Data	L _{AeqTR} [dBA]	K _I [dBA]	K _T [dBA]	K _B [dBA]	L _{AeqTRC} [dBA]	L _{lim} [dBA]
Giorno	6-22h	14/09/10	63.5	0	0		63.5	60
Notte	22-6h	14/09/10	70.7	0	0	0	70.7	50

RISULTATI MISURE

Codice misura	R_33_S
Data inizio	14/09/2010
Ora inizio	23.23.44
Note	

Parametri		24 ore	Giorno (T _R = 6/22)	Notte (T _R = 22/6)
L _{AeqTR}	[dBA]	67.2	63.5	70.7
L1	[dBA]	73.0	73.0	70.0
L5	[dBA]	69.0	69.5	61.0
L10	[dBA]	66.0	67.5	59.6
L50	[dBA]	55.0	57.0	50.2
L90	[dBA]	48.4	50.3	46.0
L95	[dBA]	47.0	49.0	44.3
L99	[dBA]	43.0	47.0	42.0
Llmax	[dBA]	114.9	102.6	114.5
LFmax	[dBA]	110.5	98.0	104.6
LSmax	[dBA]	104.6	89.5	
KI	[dBA]	0	0	0
KT	[dBA]	0	0	0
KB	[dBA]	0	0	0
L _{AeqTRC}		67.2	63.5	70.7

Note:

Punto	Ricettore	Indirizzo
	R_33_S	CONDOMINIO GEMINI

Sorgente stradale: _____

	6/9h	9/14h	14/19h	19/22h	Media	22/2h	2/6 h	Media
Veic. Leggeri / 10'	62	45	46	40	48.25	13	11	12
Veic. Pesanti / 10'	4	4	2	1	2.75	1	1	1
Motocicli / 10'	13	7	9	8	9.25	1	1	1

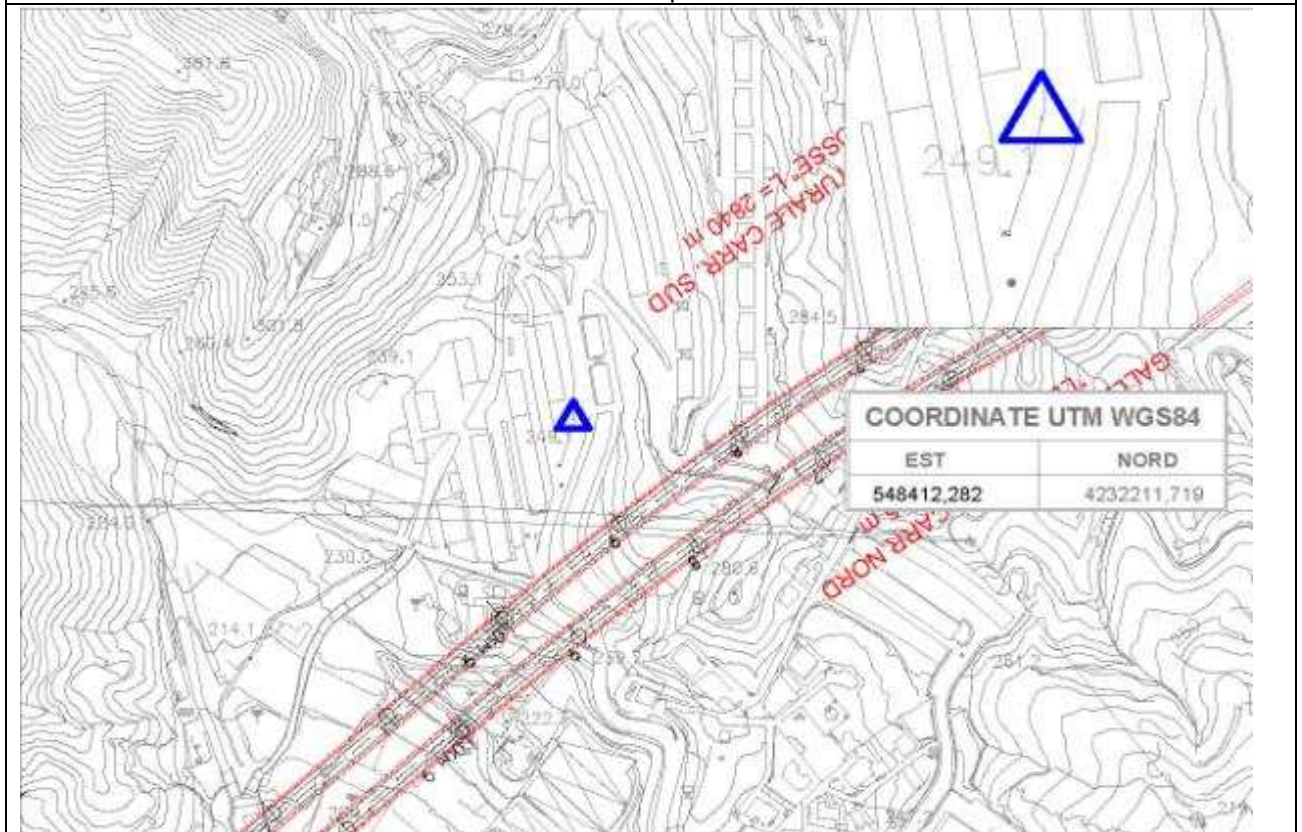
	6/9h	9/14h	14/19h	19/22h	Media	22/2h	2/6 h	Media
Condizioni cielo	SERENO	SERENO	SERENO	SERENO		SERENO	SERENO	
Temperatura	24.2	26.4	29.2	21.6	25.08	21.1	20	19.7
Umidità relativa	74	71	65	76	64.75	73	76	78
Velocità vento	3.2	1.8	1.4	0.3	2.05	0.8	1.1	0.4
Direzione vento	E S E	S W	S S E	N E		N E	E S E	

Fotografia del punto di misura



Punto	Ricettore	Indirizzo
	R_33_S	CONDOMINIO GEMINI

Localizzazione planimetrica



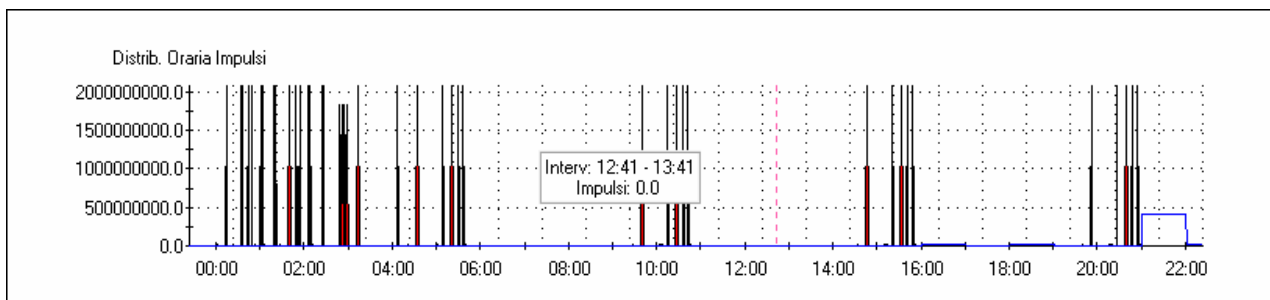
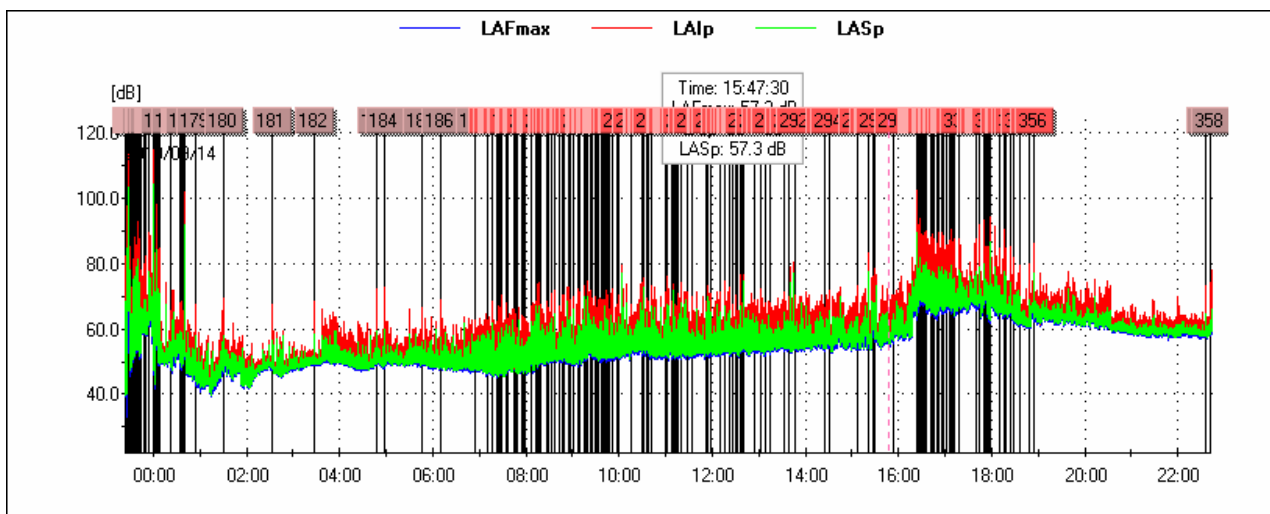
DATA	Tecnico competente: Studio tecnico ing. Giovanni Chiovetta	
	geom. Antonino Campione	Ing. Giovanni Chiovetta

RICONOSCIMENTO COMPONENTI IMPULSIVE

Il rumore presenta Componenti Impulsive (CI) quando sono verificate le condizioni seguenti:

- ripetitività di n° eventi impulsivi (n°10/ora di giorno e n°2/ora di notte);
- differenza tra LAImax e LASmax superiore a 6 dB;
- durata dell'evento a -10 dB dal valore LAFmax inferiore a 1 s.

La ripetitività viene dimostrata mediante registrazione grafica del livello di pressione sonora ponderato A fast effettuata durante il tempo di misura TM.



Lista degli impulsi nelle 24 ore

Ev	Inizio	Durata LAFmax-10dB[s]	LAFmax[dB]	LAImax - LASmax [dB]
1	2010/09/14 23:23:44	0.625	77.2	14.0
2	2010/09/14 23:24:00	0.625	57.2	10.4
3	2010/09/14 23:24:56	0.500	63.9	12.9
4	2010/09/14 23:25:01	0.500	66.7	12.8
5	2010/09/14 23:25:07	1.000	59.1	16.1
6	2010/09/14 23:25:20	0.875	52.8	8.1
7	2010/09/14 23:25:21	0.500	75.3	14.1
8	2010/09/14 23:25:50	0.625	66.9	13.5
9	2010/09/14 23:25:55	0.625	68.9	14.0
10	2010/09/14 23:25:59	0.500	67.2	12.9
11	2010/09/14 23:26:02	0.875	70.2	11.6

12	2010/09/14 23:26:04	0.500	53.2	14.0
13	2010/09/14 23:26:05	0.500	63.2	12.3
14	2010/09/14 23:26:10	0.750	49.3	12.0
15	2010/09/14 23:26:13	0.875	70.9	10.8
16	2010/09/14 23:26:15	0.750	68.4	8.5
17	2010/09/14 23:26:20	0.750	81.5	13.1
18	2010/09/14 23:26:21	0.500	92.9	13.1
19	2010/09/14 23:26:23	0.875	72.4	14.6
20	2010/09/14 23:26:25	0.625	69.8	17.2
21	2010/09/14 23:26:27	0.500	84.6	13.3
22	2010/09/14 23:26:36	0.750	72.9	12.9
23	2010/09/14 23:26:40	0.625	83.8	12.4
24	2010/09/14 23:26:46	0.750	90.8	10.8
25	2010/09/14 23:26:49	0.500	88.0	11.0
26	2010/09/14 23:26:59	0.750	98.7	11.3
27	2010/09/14 23:27:13	0.625	103.8	12.6
28	2010/09/14 23:27:15	1.000	99.3	11.8
29	2010/09/14 23:27:18	0.750	106.4	12.8
30	2010/09/14 23:27:19	1.000	107.4	10.3
31	2010/09/14 23:27:20	0.625	100.9	9.4
32	2010/09/14 23:27:23	0.625	93.1	9.6
33	2010/09/14 23:27:24	0.750	97.1	11.4
34	2010/09/14 23:27:30	0.625	101.3	12.8
35	2010/09/14 23:27:31	0.625	104.6	12.6
36	2010/09/14 23:27:33	0.625	107.4	13.3
37	2010/09/14 23:27:35	0.875	89.9	13.4
38	2010/09/14 23:27:37	1.000	95.5	11.5
39	2010/09/14 23:27:39	0.500	96.0	12.2
40	2010/09/14 23:27:42	0.500	86.0	8.6
41	2010/09/14 23:27:43	0.625	96.9	12.5
42	2010/09/14 23:27:47	1.000	96.6	13.1
43	2010/09/14 23:27:53	0.750	86.6	10.9
44	2010/09/14 23:27:56	0.750	85.4	14.0
45	2010/09/14 23:27:58	0.500	94.3	13.1
46	2010/09/14 23:28:02	0.500	108.5	14.2
47	2010/09/14 23:28:06	0.875	96.9	12.6
48	2010/09/14 23:28:07	0.750	98.6	9.9
49	2010/09/14 23:28:14	0.625	85.7	8.5
50	2010/09/14 23:28:15	0.500	84.5	9.5
51	2010/09/14 23:28:16	0.625	78.4	9.8
52	2010/09/14 23:28:17	1.000	79.7	9.0
53	2010/09/14 23:28:21	0.750	81.6	11.2
54	2010/09/14 23:28:22	0.875	81.8	9.1
55	2010/09/14 23:28:24	0.625	81.6	11.2
56	2010/09/14 23:28:27	0.875	80.3	9.2
57	2010/09/14 23:28:28	1.000	77.8	8.2
58	2010/09/14 23:28:33	0.875	80.3	8.6
59	2010/09/14 23:29:11	1.000	72.2	7.9

60	2010/09/14 23:29:14	0.875	73.9	6.2
61	2010/09/14 23:29:15	0.625	69.5	6.4
62	2010/09/14 23:29:28	1.000	70.2	6.7
63	2010/09/14 23:29:30	0.875	72.5	8.0
64	2010/09/14 23:29:32	0.625	69.9	7.3
65	2010/09/14 23:29:36	1.000	68.7	9.8
66	2010/09/14 23:29:39	0.625	70.2	8.1
67	2010/09/14 23:29:41	0.625	71.6	10.1
68	2010/09/14 23:29:42	0.875	67.0	8.4
69	2010/09/14 23:29:47	0.625	72.0	10.9
70	2010/09/14 23:29:49	0.625	68.8	9.6
71	2010/09/14 23:29:52	0.875	69.5	10.7
72	2010/09/14 23:29:54	0.625	69.3	12.7
73	2010/09/14 23:30:00	0.625	71.6	11.9
74	2010/09/14 23:30:01	0.625	65.7	12.1
75	2010/09/14 23:30:03	0.750	67.4	8.5
76	2010/09/14 23:30:13	0.750	68.5	9.9
77	2010/09/14 23:30:14	0.625	59.3	10.5
78	2010/09/14 23:30:24	0.750	64.7	10.7
79	2010/09/14 23:30:29	0.625	63.4	8.4
80	2010/09/14 23:31:32	0.875	64.6	12.3
81	2010/09/14 23:31:34	0.625	63.9	10.6
82	2010/09/14 23:32:01	0.750	64.4	9.9
83	2010/09/14 23:32:44	0.625	68.0	10.7
84	2010/09/14 23:32:44	0.875	67.8	9.9
85	2010/09/14 23:34:32	1.000	64.2	12.2
86	2010/09/14 23:34:50	0.625	64.3	10.8
87	2010/09/14 23:34:50	0.625	64.4	10.0
88	2010/09/14 23:34:51	0.625	64.8	10.3
89	2010/09/14 23:34:53	0.625	65.9	11.2
90	2010/09/14 23:35:10	1.000	64.5	9.0
91	2010/09/14 23:36:03	0.875	83.8	12.0
92	2010/09/14 23:36:06	0.500	80.8	12.3
93	2010/09/14 23:36:07	0.625	80.8	11.8
94	2010/09/14 23:36:10	0.875	80.6	12.9
95	2010/09/14 23:36:36	1.000	71.6	6.2
96	2010/09/14 23:36:51	0.875	78.9	8.4
97	2010/09/14 23:36:55	1.000	72.1	6.7
98	2010/09/14 23:37:02	1.000	79.3	6.9
99	2010/09/14 23:37:31	0.875	73.3	8.2
100	2010/09/14 23:38:07	0.875	68.7	6.8
101	2010/09/14 23:38:20	0.750	69.0	11.0
102	2010/09/14 23:38:29	0.625	72.9	9.2
103	2010/09/14 23:39:43	0.750	69.9	11.2
104	2010/09/14 23:40:17	0.750	68.3	11.5
105	2010/09/14 23:40:26	1.000	87.8	12.8
106	2010/09/14 23:41:22	0.500	83.2	13.3
107	2010/09/14 23:41:29	0.625	68.8	10.7

108	2010/09/14 23:41:33	0.750	71.6	10.6
109	2010/09/14 23:42:22	0.625	72.5	12.1
110	2010/09/14 23:42:33	0.500	75.4	13.2
111	2010/09/14 23:42:45	0.625	65.3	11.9
112	2010/09/14 23:42:58	0.625	74.3	11.5
113	2010/09/14 23:43:10	0.625	68.7	11.3
114	2010/09/14 23:43:21	0.875	67.9	9.4
115	2010/09/14 23:43:24	0.625	64.4	11.4
116	2010/09/14 23:43:34	0.750	64.7	10.9
117	2010/09/14 23:48:06	0.625	76.3	11.0
118	2010/09/14 23:49:55	0.500	77.6	13.4
119	2010/09/14 23:54:19	0.500	81.9	13.3
120	2010/09/14 23:59:33	0.500	87.7	14.0
121	2010/09/14 23:59:34	0.875	110.5	10.3
122	2010/09/15 00:00:42	0.625	63.8	11.3
123	2010/09/15 00:00:53	0.625	59.8	11.8
124	2010/09/15 00:00:57	0.500	68.5	13.6
125	2010/09/15 00:01:06	0.625	75.0	12.9
126	2010/09/15 00:01:16	0.625	66.3	12.2
127	2010/09/15 00:01:19	0.625	71.4	13.2
128	2010/09/15 00:01:20	0.875	59.8	14.0
129	2010/09/15 00:01:28	0.500	67.5	12.7
130	2010/09/15 00:01:30	0.625	69.0	11.7
131	2010/09/15 00:01:32	0.625	59.3	13.0
132	2010/09/15 00:01:42	0.500	74.6	12.4
133	2010/09/15 00:01:52	0.875	62.1	11.3
134	2010/09/15 00:01:53	0.500	78.8	12.9
135	2010/09/15 00:02:30	0.625	63.2	11.9
136	2010/09/15 00:02:46	0.750	75.9	8.2
137	2010/09/15 00:02:54	0.875	73.6	8.2
138	2010/09/15 00:03:34	0.750	69.8	11.4
139	2010/09/15 00:03:37	0.625	80.6	12.0
140	2010/09/15 00:03:58	1.000	75.7	8.6
141	2010/09/15 00:04:13	0.625	93.3	13.7
142	2010/09/15 00:04:15	0.625	83.4	12.9
143	2010/09/15 00:04:21	0.875	77.8	10.1
144	2010/09/15 00:04:43	0.875	73.8	9.6
145	2010/09/15 00:05:34	0.625	80.1	11.9
146	2010/09/15 00:05:37	0.875	71.2	6.3
147	2010/09/15 00:06:27	0.750	70.7	10.2
148	2010/09/15 00:06:37	0.500	70.9	12.1
149	2010/09/15 00:06:41	0.500	74.0	13.9
150	2010/09/15 00:07:14	0.875	72.7	11.8
151	2010/09/15 00:07:37	0.750	67.3	7.8
152	2010/09/15 00:07:38	0.500	72.4	10.6
153	2010/09/15 00:07:39	0.625	74.2	10.8
154	2010/09/15 00:07:41	0.750	71.5	10.8
155	2010/09/15 00:07:43	0.625	71.5	11.7

156	2010/09/15 00:07:44	0.625	64.9	12.0
157	2010/09/15 00:07:48	0.750	75.8	8.6
158	2010/09/15 00:07:52	0.625	67.4	11.0
159	2010/09/15 00:07:53	0.625	67.8	11.6
160	2010/09/15 00:07:55	0.625	67.2	11.6
161	2010/09/15 00:08:31	0.625	71.2	12.0
162	2010/09/15 00:21:40	0.750	61.0	12.3
163	2010/09/15 00:33:22	1.000	60.5	7.4
164	2010/09/15 00:34:22	1.000	65.4	8.8
165	2010/09/15 00:34:52	0.875	62.2	8.2
166	2010/09/15 00:37:00	0.875	63.2	7.9
167	2010/09/15 00:37:04	0.750	64.6	9.6
168	2010/09/15 00:37:06	0.625	61.7	10.7
169	2010/09/15 00:37:17	1.000	59.9	10.8
170	2010/09/15 00:37:36	0.875	60.8	11.7
171	2010/09/15 00:38:02	0.875	60.9	11.1
172	2010/09/15 00:39:20	0.625	63.7	11.9
173	2010/09/15 00:40:03	1.000	85.5	13.7
174	2010/09/15 00:40:05	0.750	69.4	13.1
175	2010/09/15 00:40:11	1.000	85.5	9.7
176	2010/09/15 00:40:21	0.750	69.1	14.6
177	2010/09/15 00:40:25	0.500	97.1	13.3
178	2010/09/15 00:40:27	0.500	86.1	14.8
179	2010/09/15 00:53:53	0.750	64.7	9.9
180	2010/09/15 01:29:50	1.000	63.4	10.3
181	2010/09/15 02:33:35	0.750	63.0	11.3
182	2010/09/15 03:27:32	0.625	63.5	12.7
183	2010/09/15 04:47:50	0.625	67.8	12.8
184	2010/09/15 04:57:25	0.625	68.0	13.4
185	2010/09/15 05:45:06	0.625	62.2	11.8
186	2010/09/15 06:09:24	0.625	64.8	11.1
187	2010/09/15 06:54:36	0.750	61.5	7.0
188	2010/09/15 07:11:08	0.625	60.5	9.0
189	2010/09/15 07:15:58	0.750	67.5	6.8
190	2010/09/15 07:23:09	0.750	59.0	9.7
191	2010/09/15 07:23:51	0.625	62.5	12.2
192	2010/09/15 07:26:27	0.625	62.7	11.3
193	2010/09/15 07:27:43	0.750	67.5	10.0
194	2010/09/15 07:35:29	1.000	66.4	7.6
195	2010/09/15 07:36:11	0.750	60.0	8.6
196	2010/09/15 07:43:54	0.875	62.4	6.6
197	2010/09/15 07:47:09	0.750	62.0	9.5
198	2010/09/15 07:49:16	1.000	58.9	6.3
199	2010/09/15 07:54:55	1.000	62.2	7.0
200	2010/09/15 07:56:23	0.875	59.7	7.4
201	2010/09/15 07:59:36	0.750	61.4	8.1
202	2010/09/15 08:07:27	0.875	61.7	6.6
203	2010/09/15 08:12:17	0.750	64.1	7.3

204	2010/09/15 08:14:41	0.750	71.9	8.9
205	2010/09/15 08:16:16	0.875	62.7	7.3
206	2010/09/15 08:16:50	0.875	72.8	6.6
207	2010/09/15 08:19:07	0.750	65.9	7.8
208	2010/09/15 08:26:38	0.750	67.2	7.5
209	2010/09/15 08:29:21	0.875	64.2	7.9
210	2010/09/15 08:32:42	0.875	68.8	8.9
211	2010/09/15 08:32:44	0.750	62.7	8.5
212	2010/09/15 08:36:12	0.750	70.5	7.6
213	2010/09/15 08:43:43	0.750	63.8	9.9
214	2010/09/15 08:46:27	1.000	61.0	8.9
215	2010/09/15 08:47:56	0.750	68.7	8.1
216	2010/09/15 08:48:23	0.625	67.5	10.0
217	2010/09/15 08:55:34	0.625	70.1	9.9
218	2010/09/15 08:56:27	0.750	65.3	9.9
219	2010/09/15 08:56:47	0.750	64.4	7.0
220	2010/09/15 08:57:20	1.000	61.7	8.6
221	2010/09/15 09:01:56	0.750	62.2	8.4
222	2010/09/15 09:08:09	0.625	69.1	10.8
223	2010/09/15 09:14:11	0.875	64.0	9.2
224	2010/09/15 09:14:49	0.625	66.1	9.5
225	2010/09/15 09:16:26	0.875	62.7	8.5
226	2010/09/15 09:17:50	1.000	66.9	8.1
227	2010/09/15 09:19:26	1.000	62.2	6.9
228	2010/09/15 09:19:54	0.875	64.7	9.3
229	2010/09/15 09:22:37	0.625	69.6	9.0
230	2010/09/15 09:22:41	1.000	66.5	7.2
231	2010/09/15 09:25:28	0.750	65.2	9.0
232	2010/09/15 09:25:50	0.750	67.4	7.4
233	2010/09/15 09:28:31	0.750	65.9	9.3
234	2010/09/15 09:29:43	0.625	67.5	8.5
235	2010/09/15 09:31:24	0.875	63.1	9.7
236	2010/09/15 09:32:42	0.875	66.3	9.1
237	2010/09/15 09:33:54	0.750	64.3	9.0
238	2010/09/15 09:36:58	0.750	63.9	9.4
239	2010/09/15 09:39:44	0.625	65.5	10.3
240	2010/09/15 09:41:41	0.875	63.3	8.7
241	2010/09/15 09:41:44	1.000	67.1	7.4
242	2010/09/15 09:42:56	0.875	64.4	8.6
243	2010/09/15 09:42:59	0.625	69.0	10.1
244	2010/09/15 09:44:29	0.875	64.2	8.3
245	2010/09/15 09:47:47	0.750	63.6	8.0
246	2010/09/15 09:51:33	0.625	69.1	10.6
247	2010/09/15 09:58:16	0.750	65.3	8.3
248	2010/09/15 09:59:09	0.750	63.5	9.7
249	2010/09/15 10:00:25	1.000	68.0	6.2
250	2010/09/15 10:15:01	0.750	66.1	7.4
251	2010/09/15 10:30:35	0.750	72.5	8.6

252	2010/09/15 10:30:54	0.750	71.5	8.6
253	2010/09/15 10:35:05	0.875	67.4	8.1
254	2010/09/15 10:36:47	0.750	66.3	8.7
255	2010/09/15 10:38:19	0.875	65.6	7.6
256	2010/09/15 10:41:33	0.750	70.6	8.8
257	2010/09/15 10:42:23	0.625	68.0	11.6
258	2010/09/15 10:59:36	0.875	67.0	7.7
259	2010/09/15 11:00:28	0.750	67.6	7.9
260	2010/09/15 11:01:50	0.875	74.1	8.4
261	2010/09/15 11:07:53	0.875	65.6	9.1
262	2010/09/15 11:08:55	0.750	70.0	7.1
263	2010/09/15 11:09:25	0.625	66.4	9.1
264	2010/09/15 11:12:30	0.875	61.7	10.1
265	2010/09/15 11:13:18	0.750	65.9	7.3
266	2010/09/15 11:14:28	0.875	64.2	7.7
267	2010/09/15 11:15:26	0.875	67.9	7.9
268	2010/09/15 11:20:21	0.750	67.1	8.6
269	2010/09/15 11:28:45	0.875	69.0	8.3
270	2010/09/15 11:33:43	0.625	66.6	9.9
271	2010/09/15 11:52:50	0.750	65.7	9.1
272	2010/09/15 11:54:18	0.750	66.4	9.6
273	2010/09/15 11:58:18	0.750	68.3	9.2
274	2010/09/15 12:09:14	1.000	65.2	7.5
275	2010/09/15 12:15:23	0.625	72.1	9.8
276	2010/09/15 12:17:00	0.750	66.0	7.1
277	2010/09/15 12:21:30	0.750	71.5	7.4
278	2010/09/15 12:25:19	1.000	66.0	7.6
279	2010/09/15 12:31:17	0.750	68.4	8.4
280	2010/09/15 12:33:12	1.000	62.8	9.3
281	2010/09/15 12:37:08	0.750	74.2	9.3
282	2010/09/15 12:39:01	0.875	65.1	8.1
283	2010/09/15 12:40:10	0.750	70.7	9.4
284	2010/09/15 12:41:02	0.750	66.8	7.7
285	2010/09/15 12:54:38	0.875	67.6	6.8
286	2010/09/15 12:54:50	0.875	65.0	8.2
287	2010/09/15 13:02:39	0.750	68.6	11.0
288	2010/09/15 13:08:41	0.875	66.8	6.6
289	2010/09/15 13:14:14	0.750	65.0	9.7
290	2010/09/15 13:32:07	0.750	70.1	6.4
291	2010/09/15 13:39:37	0.625	68.7	7.9
292	2010/09/15 13:46:10	1.000	67.2	9.4
293	2010/09/15 14:25:06	1.000	64.0	8.8
294	2010/09/15 14:30:41	0.750	70.7	6.8
295	2010/09/15 15:06:37	1.000	69.4	9.4
296	2010/09/15 15:21:27	0.625	71.7	11.2
297	2010/09/15 15:28:16	0.750	72.1	10.6
298	2010/09/15 15:28:53	1.000	73.7	12.0
299	2010/09/15 15:54:14	0.750	68.2	8.6

300	2010/09/15 16:23:20	0.625	98.0	13.1
301	2010/09/15 16:24:58	0.625	86.8	13.3
302	2010/09/15 16:27:20	0.750	86.1	10.4
303	2010/09/15 16:28:09	0.625	87.7	12.8
304	2010/09/15 16:28:13	0.750	84.1	11.3
305	2010/09/15 16:28:33	0.625	89.9	12.1
306	2010/09/15 16:28:55	0.625	84.6	12.2
307	2010/09/15 16:31:45	0.625	83.9	12.1
308	2010/09/15 16:31:58	1.000	83.3	11.7
309	2010/09/15 16:33:56	0.625	85.0	12.5
310	2010/09/15 16:35:23	0.625	85.2	12.2
311	2010/09/15 16:36:44	1.000	79.3	8.2
312	2010/09/15 16:36:45	0.750	80.7	9.2
313	2010/09/15 16:42:18	0.625	82.1	11.0
314	2010/09/15 16:42:56	0.875	84.0	11.9
315	2010/09/15 16:43:02	0.625	83.2	12.2
316	2010/09/15 16:43:42	0.750	82.8	11.3
317	2010/09/15 16:43:45	0.875	81.5	7.5
318	2010/09/15 16:44:24	0.875	84.7	11.9
319	2010/09/15 16:45:40	1.000	79.3	9.7
320	2010/09/15 16:45:50	0.625	83.2	11.4
321	2010/09/15 16:49:20	0.875	79.3	8.9
322	2010/09/15 16:50:17	1.000	77.8	7.1
323	2010/09/15 16:50:51	0.750	82.2	11.0
324	2010/09/15 16:50:53	0.750	82.7	10.4
325	2010/09/15 16:50:55	0.625	82.5	11.8
326	2010/09/15 16:51:17	0.750	85.4	10.5
327	2010/09/15 16:52:05	0.750	84.3	11.7
328	2010/09/15 16:52:15	1.000	77.2	9.0
329	2010/09/15 16:52:22	0.625	81.7	10.1
330	2010/09/15 16:54:58	0.750	82.1	11.7
331	2010/09/15 16:56:32	0.625	84.9	10.6
332	2010/09/15 16:58:32	0.625	84.0	11.9
333	2010/09/15 17:01:11	1.000	80.7	11.2
334	2010/09/15 17:05:51	0.875	83.1	11.0
335	2010/09/15 17:08:33	0.875	78.3	10.6
336	2010/09/15 17:08:41	0.750	82.8	12.5
337	2010/09/15 17:10:25	0.750	83.0	11.5
338	2010/09/15 17:11:57	0.625	83.3	11.9
339	2010/09/15 17:18:03	0.875	84.8	9.7
340	2010/09/15 17:39:19	1.000	83.3	10.9
341	2010/09/15 17:39:22	0.750	80.2	10.0
342	2010/09/15 17:39:23	0.875	81.4	9.7
343	2010/09/15 17:45:03	0.625	87.4	13.1
344	2010/09/15 17:49:41	0.500	88.6	13.3
345	2010/09/15 17:52:42	1.000	81.7	10.3
346	2010/09/15 17:54:57	0.625	80.9	11.8
347	2010/09/15 17:56:24	0.750	80.3	12.1

348	2010/09/15 17:58:57	0.750	89.3	11.3
349	2010/09/15 18:10:19	0.750	80.3	11.6
350	2010/09/15 18:15:59	0.625	85.8	12.9
351	2010/09/15 18:18:33	1.000	79.0	9.9
352	2010/09/15 18:24:01	0.750	80.7	12.0
353	2010/09/15 18:28:02	0.750	77.7	11.5
354	2010/09/15 18:36:05	0.750	74.9	11.8
355	2010/09/15 18:49:21	0.875	75.8	11.4
356	2010/09/15 18:53:43	0.875	83.8	9.0
357	2010/09/15 22:35:35	1.000	69.2	8.8
358	2010/09/15 22:42:25	0.875	69.8	11.8

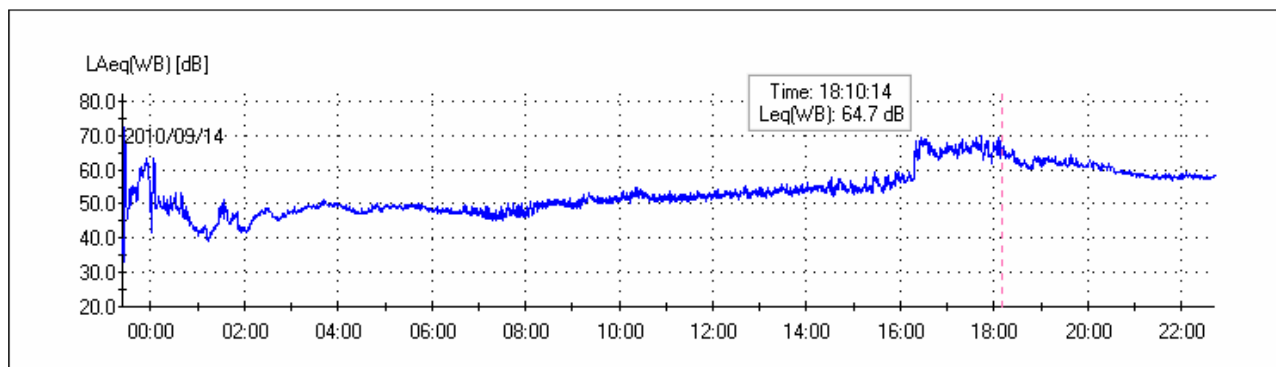
RICONOSCIMENTO COMPONENTI TONALI

Al fine di individuare la presenza di Componenti Tonalì (CT) nel rumore, si effettua un'analisi spettrale per bande normalizzate di 1/3 di ottava. Si considerano esclusivamente le CT aventi

carattere stazionario nel tempo ed in frequenza.

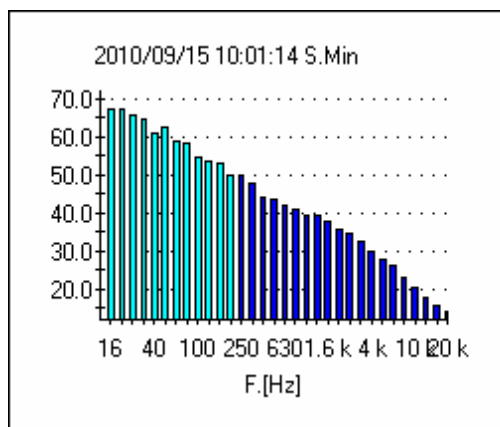
L'analisi è stata svolta nell'intervallo di frequenza compreso tra 20 Hz e 20 KHz.

Si è in presenza di una CT se il livello minimo di una banda supera i livelli minimi delle bande adiacenti per almeno 5 dB.

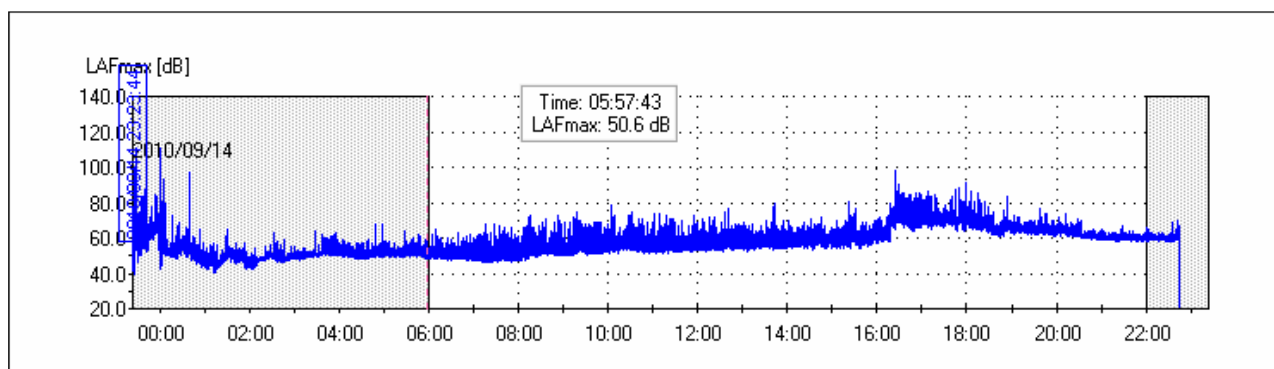


SOGLIE PENALIZZAZIONE	
Persistenza BF	5%
Persistenza AF	5%
TONALI [Hz]	PERSIST [%]
Freq: 800	0.1
Freq: 1.25 k	0.0
Freq: 2.5 k	0.1
Freq: 3.15 k	0.2
PENALIZZAZIONI	
Penalizzazione BF:	No
Penalizzazione AF:	No

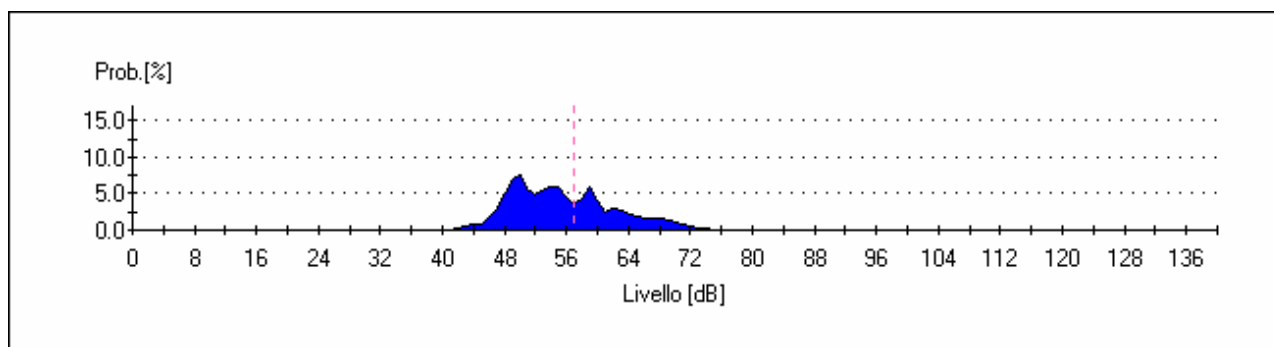
TIME HISTORY COMPONENTI TONALI



IL GRAFICO DEL CLIMA ACUSTICO GIORNALIERO



DISTRIBUTIVA



CUMULATIVA

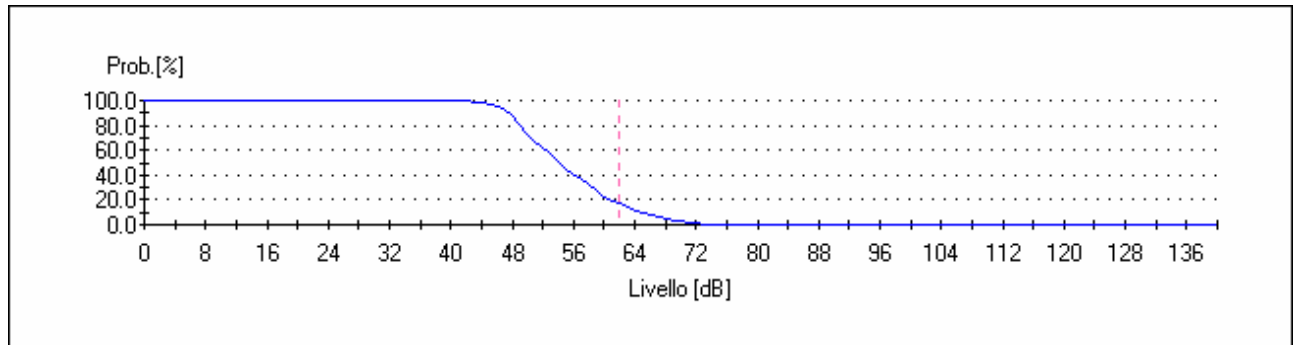
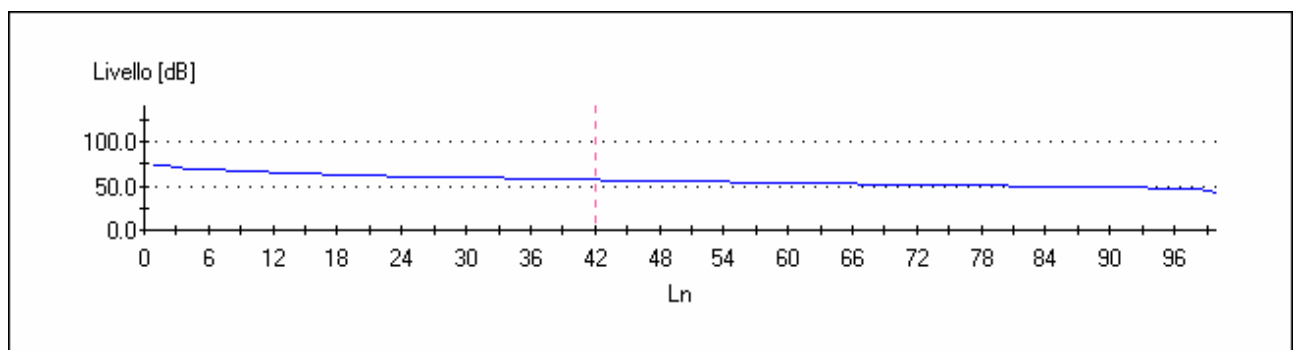


GRAFICO PERCENTILI



Livelli statistici L1, L5, L10, L50, L90, L95, L99; nelle 24 ore

Percentile	Leq.[dB]
0	73.0
1	73.0
2	71.0
3	70.0
4	69.5
5	69.0
6	68.0
7	67.5
8	67.0
9	66.5
10	66.0
11	65.0
12	64.7
13	64.3
14	64.0
15	63.5
16	63.0
17	62.7

18	62.3
19	62.0
20	61.7
21	61.3
22	61.0
23	60.8
24	60.5
25	60.3
26	60.0
27	59.8
28	59.7
29	59.5
30	59.3
31	59.2
32	59.0
33	58.8
34	58.5
35	58.3
36	58.0
37	57.8
38	57.5
39	57.3
40	57.0
41	56.8
42	56.5
43	56.3
44	56.0
45	55.8
46	55.7
47	55.5
48	55.3
49	55.2
50	55.0
51	54.8
52	54.7
53	54.5
54	54.3
55	54.2
56	54.0
57	53.8
58	53.7
59	53.5
60	53.3
61	53.2
62	53.0
63	52.8
64	52.5
65	52.3

66	52.0
67	51.8
68	51.7
69	51.5
70	51.3
71	51.2
72	51.0
73	50.9
74	50.8
75	50.6
76	50.5
77	50.4
78	50.3
79	50.1
80	50.0
81	49.9
82	49.7
83	49.6
84	49.4
85	49.3
86	49.1
87	49.0
88	48.8
89	48.6
90	48.4
91	48.2
92	48.0
93	47.7
94	47.3
95	47.0
96	46.5
97	46.0
98	44.0
99	43.0

LIVELLI PERCENTILI DIURNI

Percentile	Leq.[dB]
0	73.0
1	73.0
2	72.0
3	71.0
4	70.0
5	69.5
6	69.0
7	68.7
8	68.3

9	68.0
10	67.5
11	67.0
12	66.5
13	66.0
14	65.7
15	65.3
16	65.0
17	64.7
18	64.3
19	64.0
20	63.8
21	63.5
22	63.3
23	63.0
24	62.8
25	62.5
26	62.3
27	62.0
28	61.7
29	61.3
30	61.0
31	60.8
32	60.5
33	60.3
34	60.0
35	59.8
36	59.7
37	59.5
38	59.3
39	59.2
40	59.0
41	58.8
42	58.6
43	58.4
44	58.2
45	58.0
46	57.8
47	57.6
48	57.4
49	57.2
50	57.0
51	56.8
52	56.7
53	56.5
54	56.3
55	56.2
56	56.0

57	55.9
58	55.8
59	55.6
60	55.5
61	55.4
62	55.3
63	55.1
64	55.0
65	54.9
66	54.8
67	54.6
68	54.5
69	54.4
70	54.3
71	54.1
72	54.0
73	53.9
74	53.7
75	53.6
76	53.4
77	53.3
78	53.1
79	53.0
80	52.8
81	52.6
82	52.4
83	52.2
84	52.0
85	51.8
86	51.5
87	51.3
88	51.0
89	50.7
90	50.3
91	50.0
92	49.8
93	49.5
94	49.3
95	49.0
96	48.7
97	48.3
98	48.0
99	47.0

LIVELLI PERCENTILI NOTTURNI

Percentile	Leq.[dB]
------------	----------

0	70.0
1	70.0
2	66.0
3	63.0
4	62.0
5	61.0
6	60.7
7	60.3
8	60.0
9	59.8
10	59.6
11	59.4
12	59.2
13	59.0
14	58.7
15	58.3
16	58.0
17	57.0
18	56.0
19	55.0
20	54.5
21	54.0
22	53.7
23	53.3
24	53.0
25	52.8
26	52.5
27	52.3
28	52.0
29	51.9
30	51.8
31	51.7
32	51.6
33	51.4
34	51.3
35	51.2
36	51.1
37	51.0
38	50.9
39	50.9
40	50.8
41	50.8
42	50.7
43	50.6
44	50.6
45	50.5
46	50.5
47	50.4

48	50.4
49	50.3
50	50.2
51	50.2
52	50.1
53	50.1
54	50.0
55	49.9
56	49.9
57	49.8
58	49.7
59	49.7
60	49.6
61	49.5
62	49.5
63	49.4
64	49.3
65	49.3
66	49.2
67	49.1
68	49.1
69	49.0
70	48.9
71	48.8
72	48.7
73	48.6
74	48.5
75	48.4
76	48.3
77	48.2
78	48.1
79	48.0
80	47.9
81	47.7
82	47.6
83	47.4
84	47.3
85	47.1
86	47.0
87	46.8
88	46.5
89	46.3
90	46.0
91	45.7
92	45.3
93	45.0
94	44.7
95	44.3

96	44.0
97	43.5
98	43.0
99	42.0

LIVELLI DI IMPULS- FAST E SLOW MAX NELLE 24 ORE		
LAIp [dB]	LASp [dB]	LAFp [dB]
114,9	104,6	110,5
72,9	62,5	68
79,5	77,1	78,8
83,1	77,5	80,9
102,6	89,5	98
78,6	66,7	73,9
114,9	104,6	110,5

LIVELLI di Impuls – fast – slow massimi nelle 16 ore diurne

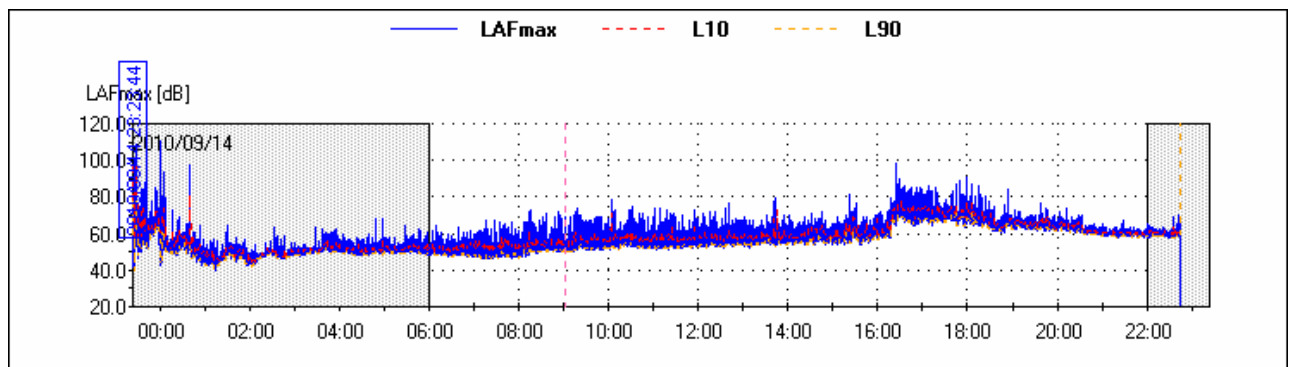
LIVELLI DI IMPULS- FAST E SLOW MAX DIURNI		
LAIp [dB]	LASp [dB]	LAFp [dB]
70,3	62,5	67,5
79,5	77,1	78,8
83,1	77,5	80,9
102,6	89,5	98
74,5	66,5	70,3
102,6	89,5	98

LIVELLI di Impuls – fast – slow massimi nelle 8 ore notturni

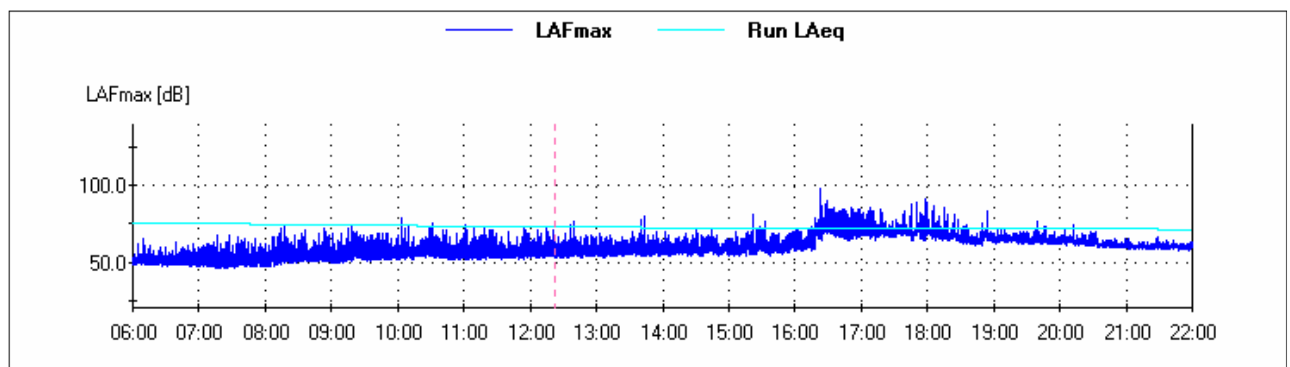
LIVELLI DI IMPULS- FAST E SLOW

MAX NOTTURNI		
LAIp [dB]	LASp [dB]	LAFp [dB]
114,9	104,6	110,5
72,9	59,7	68
78,6	66,7	73,9
114,9	104,6	110,5

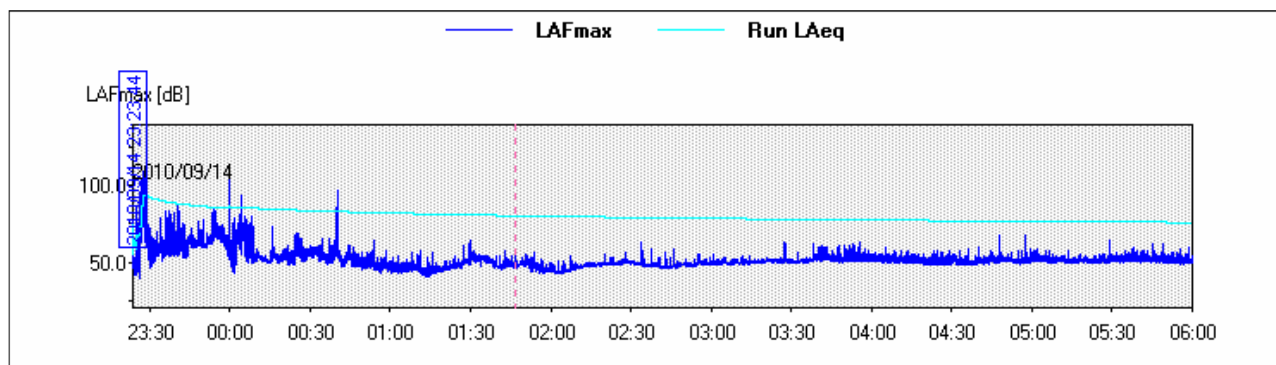
TIME HISTORY L10 – L90



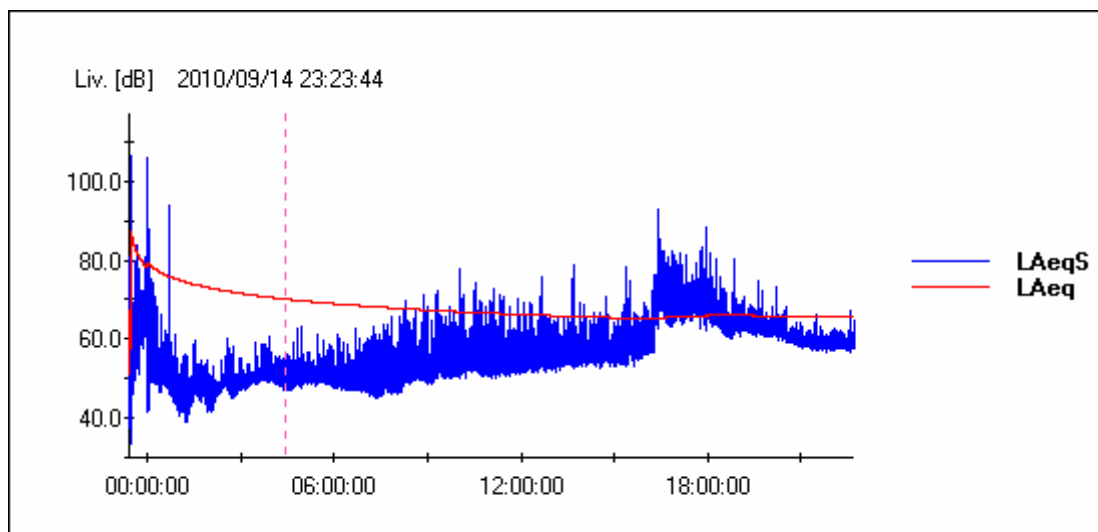
RUNNING Leq DIURNO



RUNNING Leq NOTTURNO



LA TIME HISTORY LIVELLO EQUIVALENTE PONDERATO "A"



LA TIME HISTORY LIVELLO PRESSIONE SONORA PONDERATA "A"

MONITORAGGIO EMISSIONI DI RUMORE PER LA
MAPPATURA DI CLIMA ACUSTICO VOL.2/2

Codice documento

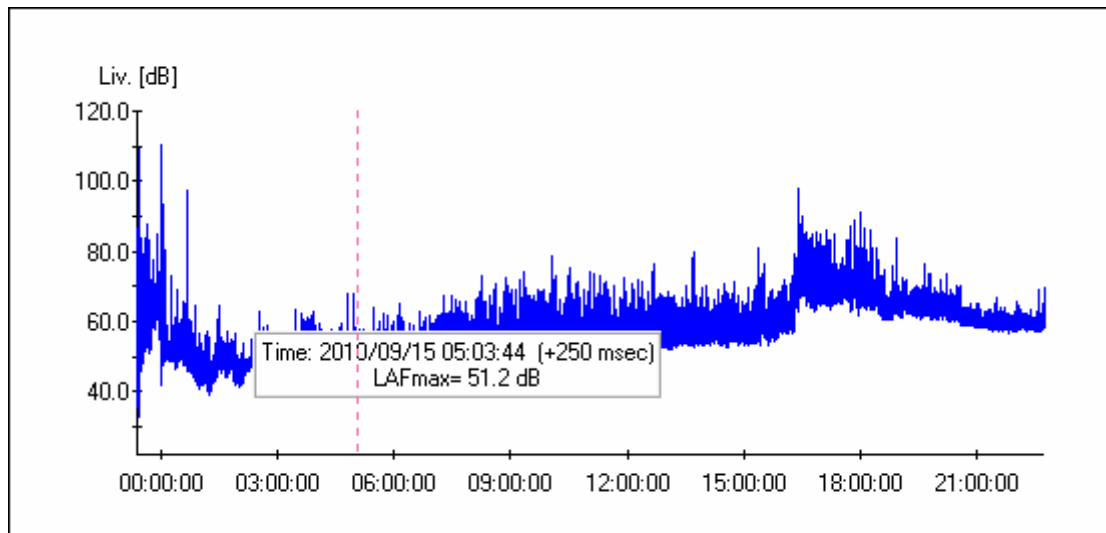
AS0106_F0.docxF0

Rev

F0

Data

20/06/2011

**R2 - MISURE DI 24 ORE CON POSTAZIONE SEMI-FISSE**

Punto

Ricettore

Indirizzo

R_34_S	VIA S. LUCIA
Descrizione del punto di misura/ricettore	
<p align="center"><i>L'asta estensibile con il microfono posto all'altezza di mt. 4,00 dal piano di campagna è stata collocata sul marciapiede adiacente la carreggiata stradale e limitrofo alla recinzione dell'antistante condominio S. Lucia</i></p>	

Caratterizzazione del punto di misura/ricettore		
Zonizzazione acustica e limiti diurni/notturni		
<input type="checkbox"/>	Classe I	50 /40 dB(a)
<input type="checkbox"/>	Classe II	55 / 45 dB(a)
<input checked="" type="checkbox"/>	Classe III	60 / 50 dB(a)
<input type="checkbox"/>	Classe IV	65 / 55 dB(a)
<input type="checkbox"/>	Classe V	70 / 60 dB(a)
<input type="checkbox"/>	Classe VI	70 / 70 dB(a)
Caratterizzazione delle sorgenti di rumore		
Tipologia	<input checked="" type="checkbox"/>	Traffico stradale
	<input type="checkbox"/>	Traffico ferroviario
	<input type="checkbox"/>	Cantiere
	<input type="checkbox"/>	Altro
Descrizione		
Strumentazione adottata		
Fonometro modello HD 2110 Classe 1, numero di serie 10060132243, - preamplificatore HD 2110 P, - microfono MK 221, numero di serie 34208 - Calibratore HD 2020 Classe 1 090 29825		
Punto	Ricettore	Indirizzo
	R_34_S	VIA S. LUCIA

Sintesi misure (ante e post mascheramenti eventi anomali o sorgenti regolamentate da DPR)

Periodo	TR	Data	L _{AeqTR} [dBA]	K _I [dBA]	K _T [dBA]	K _B [dBA]	L _{AeqTRC} [dBA]	L _{lim} [dBA]
Giorno	6-22h	17/09/10	68.2	0	0		68.2	60
Notte	22-6h	17/09/10	61.9	0	0	0	61.9	50

RISULTATI MISURE

Codice misura	R_34_S
Data inizio	17/09/2010
Ora inizio	0.35.03
Note	

Parametri		24 ore	Giorno (T _R = 6/22)	Notte (T _R = 22/6)
L _{AeqTR}	[dBA]	67.0	68.2	61.9
L1	[dBA]	74.0	75.0	71.0
L5	[dBA]	71.8	72.3	68.0
L10	[dBA]	70.6	71.2	65.5
L50	[dBA]	64.7	66.6	54.4
L90	[dBA]	50.5	60.0	47.8
L95	[dBA]	48.3	58.0	47.3
L99	[dBA]	47.0	54.0	46.0
L _I max	[dBA]	94.7	93.7	94.7
L _F max	[dBA]	93.5	93.0	93.5
L _S max	[dBA]	90.4	88.7	90.4
K _I	[dBA]	0	0	0
K _T	[dBA]	0	0	0
K _B	[dBA]	0	0	0
L _{AeqTRC}		67.0	68.2	61.9

Note:

Punto	Ricettore	Indirizzo
	R_34_S	VIA S. LUCIA

Sorgente stradale: _____

	6/9h	9/14h	14/19h	19/22h	Media	22/2h	2/6 h	Media
Veic. Leggeri / 10'	262	297	164	157	220	25	21	23
Veic. Pesanti / 10'	5	16	12	8	10.25	4	3	3.5
Motocicli / 10'	42	45	33	27	36.75	2	1	1.5

	6/9h	9/14h	14/19h	19/22h	Media	22/2h	2/6 h	Media
Condizioni cielo	SERENO	SERENO	SERENO	SERENO		SERENO	SERENO	
Temperatura	22.1	30.8	33	25.4	27.83	22.4	23	22.7
Umidità relativa	77	75	69	77	74.5	65	63	64
Velocità vento	1.2	2.2	1.8	1.5	1.675	2.2	1.5	1.85
Direzione vento	W N W	W	N W	S W		S W	S	

Fotografia del punto di misura



Punto

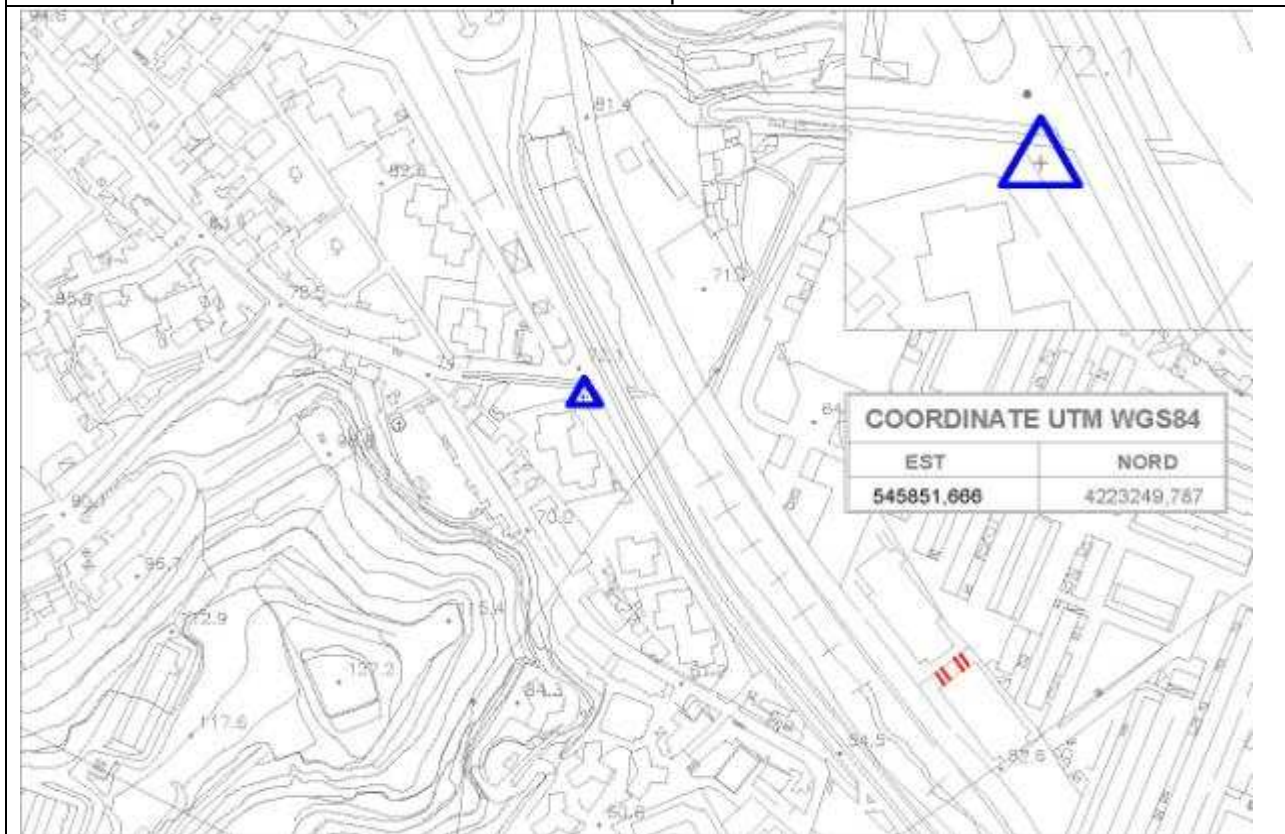
Ricettore

R_34_S

Indirizzo

VIA S. LUCIA

Localizzazione planimetrica



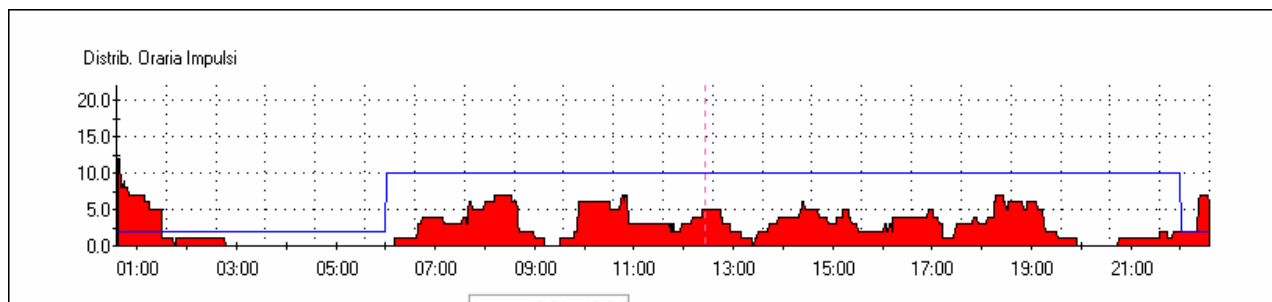
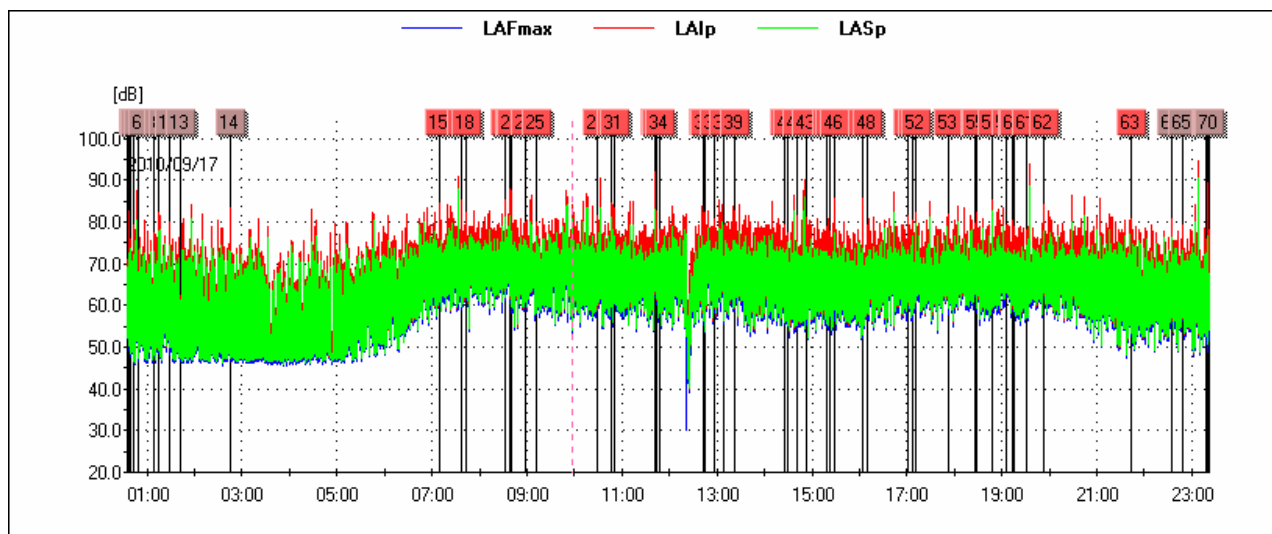
DATA	Tecnico competente: Studio tecnico ing. Giovanni Chiovetta	
	geom. Antonino Campione	Ing. Giovanni Chiovetta

RICONOSCIMENTO COMPONENTI IMPULSIVE

Il rumore presenta Componenti Impulsive (CI) quando sono verificate le condizioni seguenti:

- ripetitività di n° eventi impulsivi (n°10/ora di giorno e n°2/ora di notte);
- differenza tra LAImax e LASmax superiore a 6 dB;
- durata dell'evento a -10 dB dal valore LAFmax inferiore a 1 s.

La ripetitività viene dimostrata mediante registrazione grafica del livello di pressione sonora ponderato A fast effettuata durante il tempo di misura TM.



Lista degli impulsi nelle 24 ore

Ev	Inizio	Durata LAFmax-10dB[s]	LAFmax[dB]	LAImax - LASmax [dB]
1	2010/09/17 00:37:32	1.000	80.0	10.4
2	2010/09/17 00:38:13	0.625	71.9	11.3
3	2010/09/17 00:38:27	0.875	70.8	7.9
4	2010/09/17 00:39:26	0.625	64.9	9.7
5	2010/09/17 00:43:34	0.625	75.5	12.3
6	2010/09/17 00:48:56	0.625	67.6	10.7
7	2010/09/17 01:07:37	0.625	65.8	11.7
8	2010/09/17 01:13:42	0.750	74.6	8.2
9	2010/09/17 01:28:02	0.750	66.0	8.2
10	2010/09/17 01:28:20	0.875	62.6	7.9

11	2010/09/17 01:28:46	0.625	71.4	10.8
12	2010/09/17 01:28:52	0.625	68.2	11.1
13	2010/09/17 01:42:39	1.000	58.4	9.1
14	2010/09/17 02:45:27	0.875	79.4	10.4
15	2010/09/17 07:09:25	0.750	81.1	11.1
16	2010/09/17 07:36:53	0.750	74.7	10.7
17	2010/09/17 07:37:57	0.750	81.6	10.0
18	2010/09/17 07:42:34	0.625	78.2	10.4
19	2010/09/17 08:31:46	0.750	77.5	8.0
20	2010/09/17 08:37:50	0.625	78.9	9.3
21	2010/09/17 08:38:54	0.875	87.2	6.4
22	2010/09/17 08:38:57	0.750	82.4	8.3
23	2010/09/17 08:39:39	0.750	84.7	9.8
24	2010/09/17 08:58:53	0.875	76.0	8.0
25	2010/09/17 09:10:59	0.875	77.0	8.2
26	2010/09/17 10:29:05	0.750	78.2	11.2
27	2010/09/17 10:46:19	0.875	68.7	10.3
28	2010/09/17 10:51:07	0.750	79.5	9.7
29	2010/09/17 10:51:08	0.750	76.5	8.4
30	2010/09/17 10:51:11	0.625	80.1	8.9
31	2010/09/17 10:51:12	1.000	80.1	7.8
32	2010/09/17 11:42:17	0.750	89.8	9.0
33	2010/09/17 11:44:00	1.000	80.2	7.8
34	2010/09/17 11:47:11	1.000	76.1	7.7
35	2010/09/17 12:43:40	0.875	80.5	8.2
36	2010/09/17 12:45:08	0.625	76.1	10.9
37	2010/09/17 12:55:59	0.875	78.9	8.1
38	2010/09/17 13:08:53	0.750	74.9	10.0
39	2010/09/17 13:21:42	1.000	81.3	7.2
40	2010/09/17 14:24:48	0.625	76.4	10.3
41	2010/09/17 14:28:38	0.750	70.4	8.0
42	2010/09/17 14:41:25	0.625	75.8	10.3
43	2010/09/17 14:52:13	0.750	77.8	10.3
44	2010/09/17 15:18:24	0.875	71.7	10.4
45	2010/09/17 15:21:51	1.000	76.1	6.6
46	2010/09/17 15:28:14	0.875	83.6	8.3
47	2010/09/17 16:03:40	0.625	81.2	12.2
48	2010/09/17 16:10:25	1.000	77.1	7.7
49	2010/09/17 17:00:27	0.625	77.8	11.3
50	2010/09/17 17:06:24	0.875	74.5	8.1
51	2010/09/17 17:11:28	0.625	75.3	9.2
52	2010/09/17 17:11:29	0.625	74.3	9.5
53	2010/09/17 17:53:20	1.000	79.7	7.3
54	2010/09/17 18:25:12	1.000	76.0	8.7
55	2010/09/17 18:27:11	0.750	79.8	9.3
56	2010/09/17 18:48:35	1.000	77.6	6.2
57	2010/09/17 19:05:45	0.875	77.8	7.3
58	2010/09/17 19:13:39	0.875	77.2	8.8

59	2010/09/17 19:13:46	0.875	76.8	9.8
60	2010/09/17 19:15:34	1.000	77.6	6.8
61	2010/09/17 19:30:23	0.875	76.5	7.7
62	2010/09/17 19:53:37	0.875	82.0	8.5
63	2010/09/17 21:43:45	0.875	68.7	9.7
64	2010/09/17 22:33:53	0.750	72.2	10.5
65	2010/09/17 22:49:16	1.000	77.6	6.4
66	2010/09/17 23:18:51	0.625	68.8	10.9
67	2010/09/17 23:19:14	0.625	68.4	8.9
68	2010/09/17 23:19:21	0.750	84.8	12.8
69	2010/09/17 23:20:55	0.750	75.0	9.7
70	2010/09/17 23:21:03	0.750	74.1	10.4

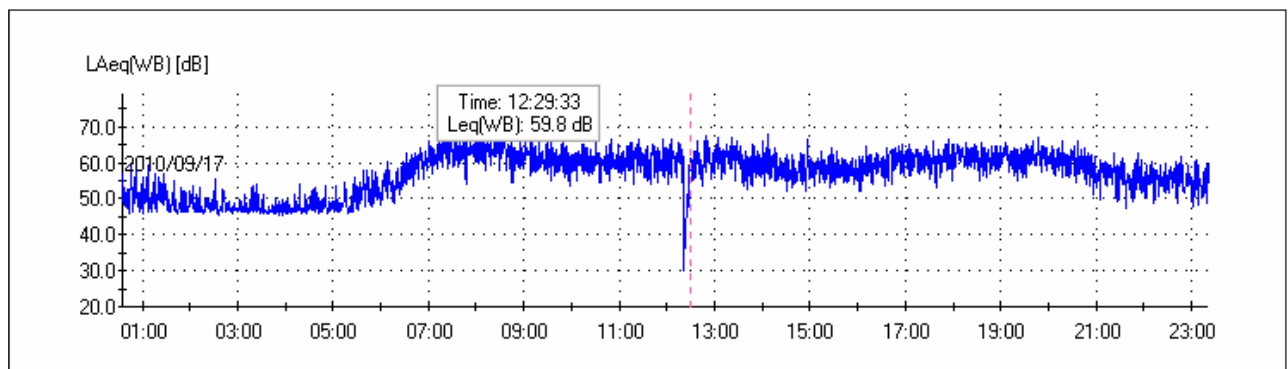
RICONOSCIMENTO COMPONENTI TONALI

Al fine di individuare la presenza di Componenti Tonalì (CT) nel rumore, si effettua un'analisi spettrale per bande normalizzate di 1/3 di ottava. Si considerano esclusivamente le CT aventi

carattere stazionario nel tempo ed in frequenza.

L'analisi è stata svolta nell'intervallo di frequenza compreso tra 20 Hz e 20 KHz.

Si è in presenza di una CT se il livello minimo di una banda supera i livelli minimi delle bande adiacenti per almeno 5 dB.



SOGLIE PENALIZZAZIONE	
Persistenza BF	5%
Persistenza AF	5%
TONALI [Hz]	PERSIST [%]
Freq: 125	0.0
Freq: 200	0.1
Freq: 315	0.1
Freq: 400	0.1
Freq: 500	0.1
Freq: 630	0.1
Freq: 800	0.1
Freq: 1 k	0.2
Freq: 2.5 k	0.0
Freq: 3.15 k	0.0
PENALIZZAZIONI	
Penalizzazione BF: No	
Penalizzazione AF: No	

TIME ISTORY COMPONENTI TONALI

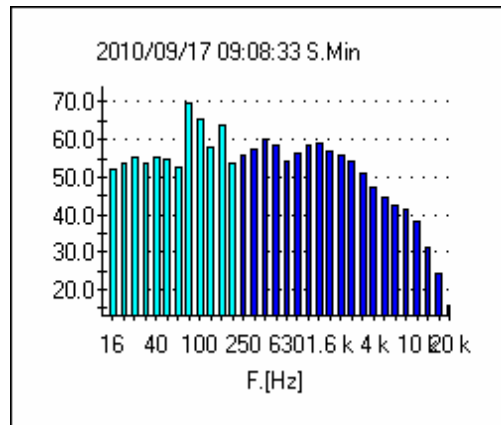
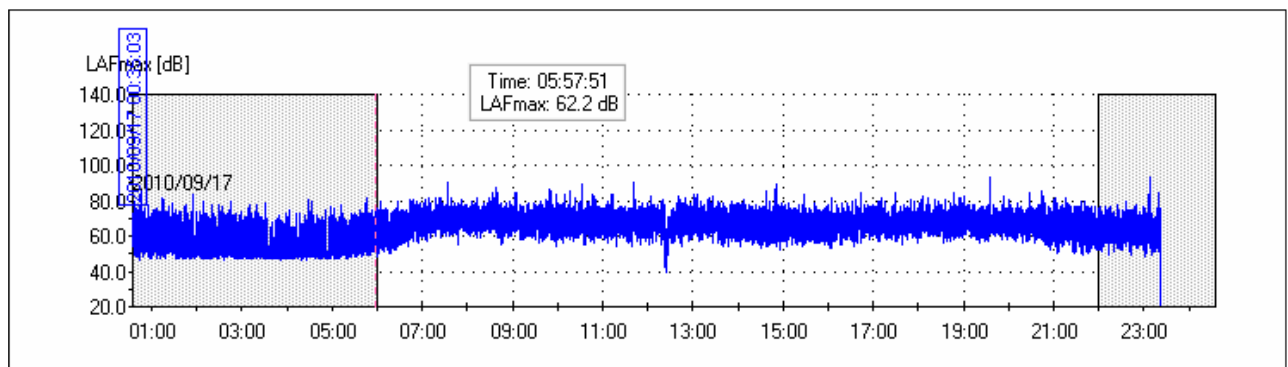
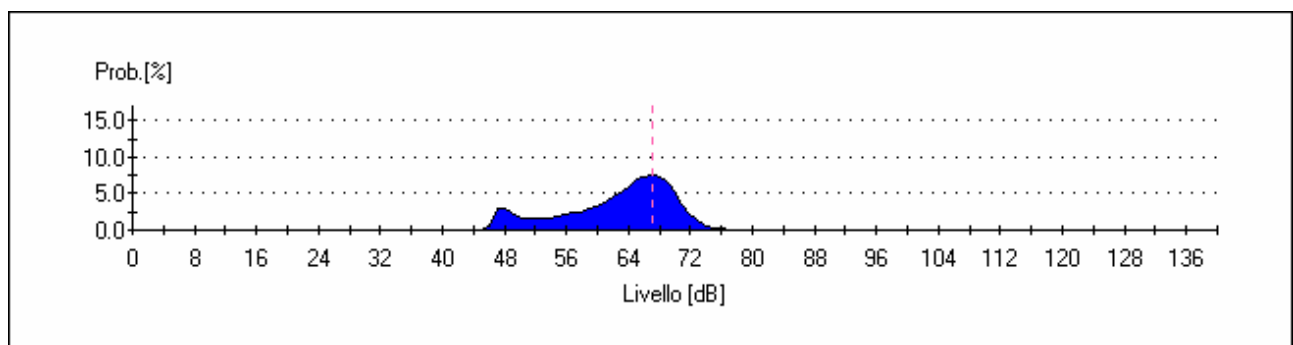


GRAFICO DEL CLIMA ACUSTICO GIORNALIERO



DISTRIBUTIVA



CUMULATIVA

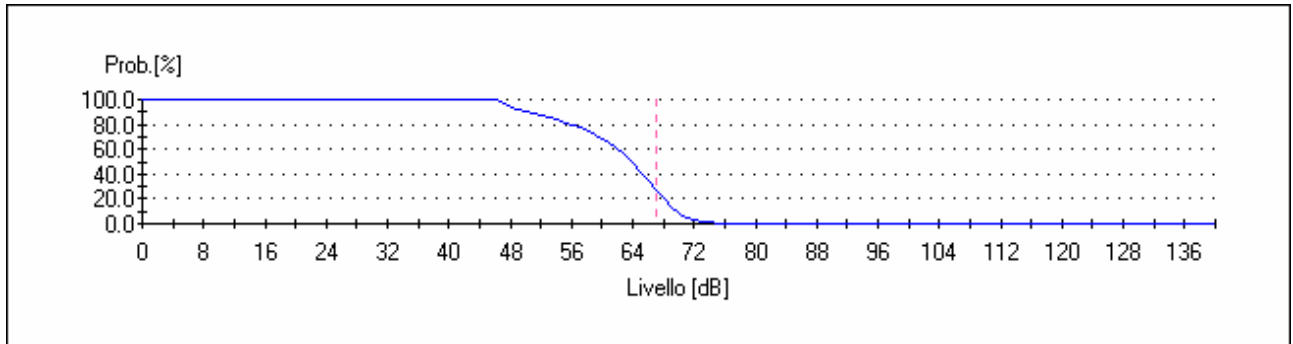
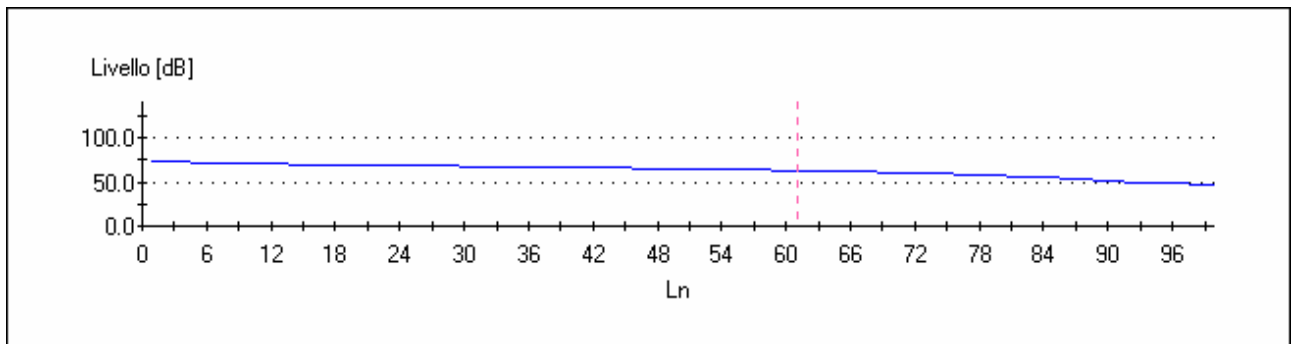


GRAFICO PERCENTILI



Livelli statistici L1, L5, L10, L50, L90, L95, L99; nelle 24 ore

Percentile	Leq.[dB]
0	74.0
1	74.0
2	73.0
3	72.5
4	72.0
5	71.8
6	71.5
7	71.3
8	71.0
9	70.8
10	70.6
11	70.4
12	70.2
13	70.0
14	69.8
15	69.7
16	69.5
17	69.3
18	69.2

19	69.0
20	68.9
21	68.8
22	68.6
23	68.5
24	68.4
25	68.3
26	68.1
27	68.0
28	67.9
29	67.7
30	67.6
31	67.4
32	67.3
33	67.1
34	67.0
35	66.9
36	66.8
37	66.6
38	66.5
39	66.4
40	66.3
41	66.1
42	66.0
43	65.8
44	65.7
45	65.5
46	65.3
47	65.2
48	65.0
49	64.8
50	64.7
51	64.5
52	64.3
53	64.2
54	64.0
55	63.8
56	63.7
57	63.5
58	63.3
59	63.2
60	63.0
61	62.8
62	62.5
63	62.3
64	62.0
65	61.8
66	61.5

67	61.3
68	61.0
69	60.7
70	60.3
71	60.0
72	59.7
73	59.3
74	59.0
75	58.7
76	58.3
77	58.0
78	57.5
79	57.0
80	56.5
81	56.0
82	55.5
83	55.0
84	54.5
85	54.0
86	53.0
87	52.5
88	52.0
89	51.0
90	50.5
91	50.0
92	49.5
93	49.0
94	48.7
95	48.3
96	48.0
97	47.7
98	47.3
99	47.0

LIVELLI PERCENTILI DIURNI

Percentile	Leq.[dB]
0	75.0
1	75.0
2	74.0
3	73.0
4	72.7
5	72.3
6	72.0
7	71.8
8	71.6
9	71.4

10	71.2
11	71.0
12	70.9
13	70.7
14	70.6
15	70.4
16	70.3
17	70.1
18	70.0
19	69.9
20	69.8
21	69.6
22	69.5
23	69.4
24	69.3
25	69.1
26	69.0
27	68.9
28	68.8
29	68.7
30	68.6
31	68.5
32	68.4
33	68.3
34	68.2
35	68.1
36	68.0
37	67.9
38	67.8
39	67.7
40	67.6
41	67.5
42	67.4
43	67.3
44	67.2
45	67.1
46	67.0
47	66.9
48	66.8
49	66.7
50	66.6
51	66.5
52	66.4
53	66.3
54	66.2
55	66.1
56	66.0
57	65.9

58	65.8
59	65.6
60	65.5
61	65.4
62	65.3
63	65.1
64	65.0
65	64.9
66	64.8
67	64.6
68	64.5
69	64.4
70	64.3
71	64.1
72	64.0
73	63.8
74	63.7
75	63.5
76	63.3
77	63.2
78	63.0
79	62.8
80	62.6
81	62.4
82	62.2
83	62.0
84	61.8
85	61.5
86	61.3
87	61.0
88	60.7
89	60.3
90	60.0
91	59.7
92	59.3
93	59.0
94	58.5
95	58.0
96	57.0
97	56.0
98	55.0
99	54.0

LIVELLI PERCENTILI NOTTURNI

Percentile	Leq.[dB]
0	71.0
1	71.0
2	70.0
3	69.0
4	68.5
5	68.0
6	67.5
7	67.0
8	66.5
9	66.0
10	65.5
11	65.0
12	64.7
13	64.3
14	64.0
15	63.7
16	63.3
17	63.0
18	62.7
19	62.3
20	62.0
21	61.7
22	61.3
23	61.0
24	60.7
25	60.3
26	60.0
27	59.8
28	59.5
29	59.3
30	59.0
31	58.8
32	58.5
33	58.3
34	58.0
35	57.8
36	57.5
37	57.3
38	57.0
39	56.8
40	56.6
41	56.4
42	56.2
43	56.0
44	55.8
45	55.5
46	55.3

47	55.0
48	54.8
49	54.6
50	54.4
51	54.2
52	54.0
53	53.8
54	53.5
55	53.3
56	53.0
57	52.8
58	52.6
59	52.4
60	52.2
61	52.0
62	51.8
63	51.6
64	51.4
65	51.2
66	51.0
67	50.8
68	50.7
69	50.5
70	50.3
71	50.2
72	50.0
73	49.8
74	49.7
75	49.5
76	49.3
77	49.2
78	49.0
79	48.9
80	48.8
81	48.7
82	48.6
83	48.5
84	48.4
85	48.3
86	48.2
87	48.1
88	48.0
89	47.9
90	47.8
91	47.7
92	47.6
93	47.5
94	47.4

95	47.3
96	47.2
97	47.1
98	47.0
99	46.0

LIVELLI DI IMPULS- FAST E SLOW MAX NELLE 24 ORE		
LAlp [dB]	LASp [dB]	LAFp [dB]
87,5	80,8	85,9
90,7	87,8	90,4
91,9	84	89,8
90	86	89,4
93,7	88,7	93
94,7	90,4	93,5
94,7	90,4	93,5

LIVELLI di Impuls – fast – slow massimi nelle 16 ore diurne

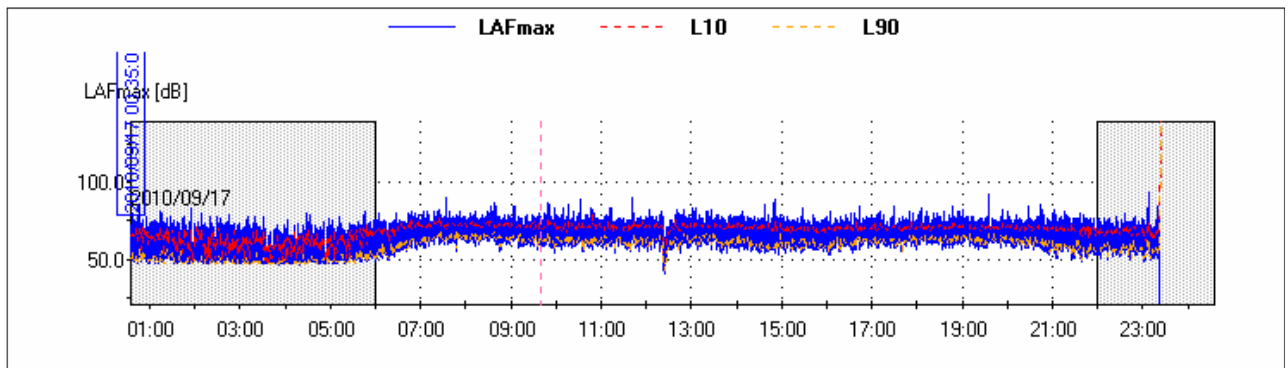
LIVELLI DI IMPULS- FAST E SLOW MAX DIURNI		
LAlp [dB]	LASp [dB]	LAFp [dB]
90,7	87,8	90,4
91,9	84	89,8
90	86	89,4
93,7	88,7	93
80,8	76,9	79,5
93,7	88,7	93

LIVELLI di Impuls – fast – slow massimi nelle 8 ore notturni

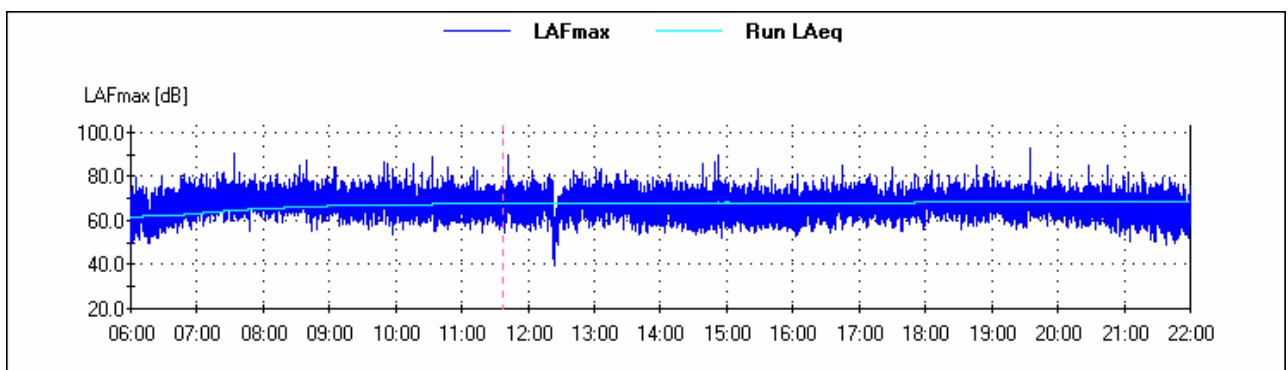
**LIVELLI DI IMPULS- FAST E SLOW
MAX NOTTURNI**

LAlp [dB]	LASp [dB]	LAFp [dB]
114,9	104,6	110,5
72,9	59,7	68
78,6	66,7	73,9
114,9	104,6	110,5

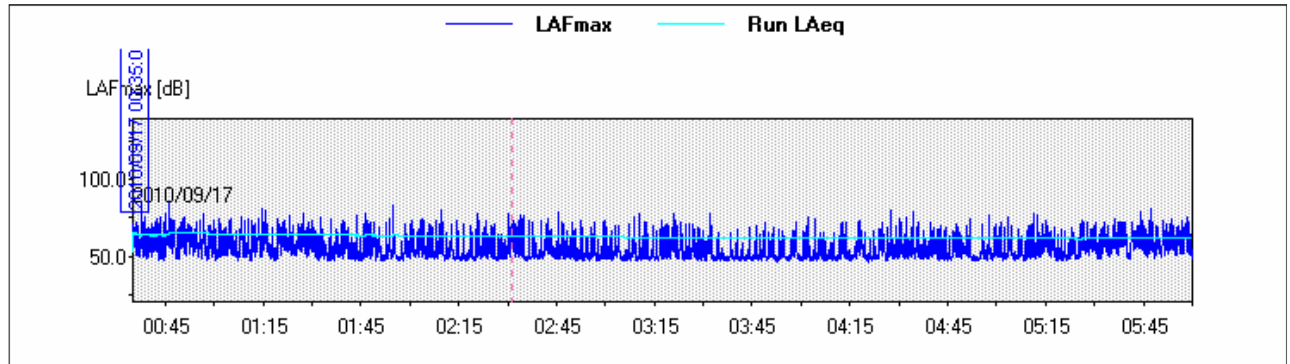
TIME HISTORY L10 – L90



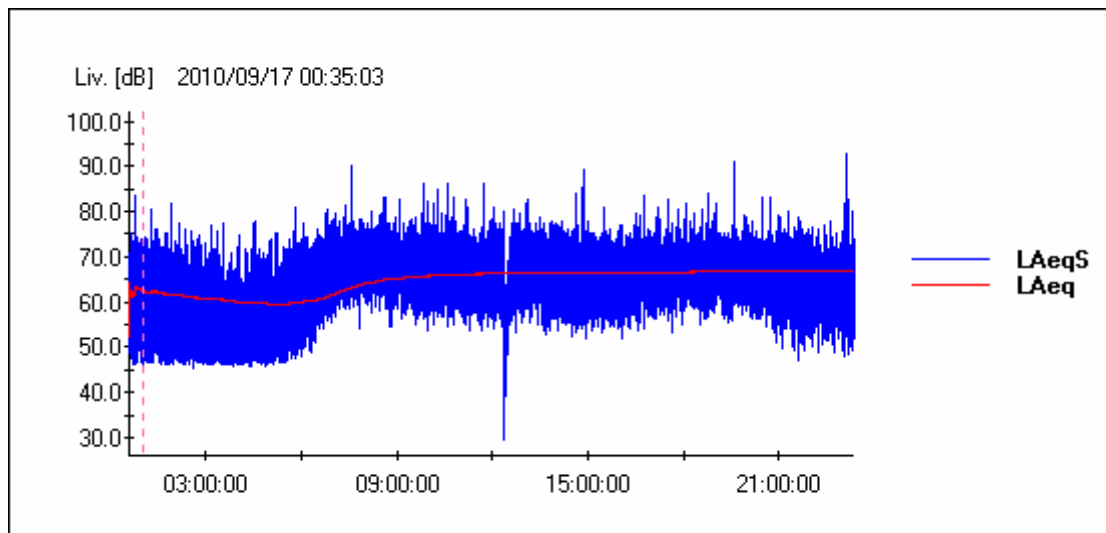
RUNNING Leq DIURNO



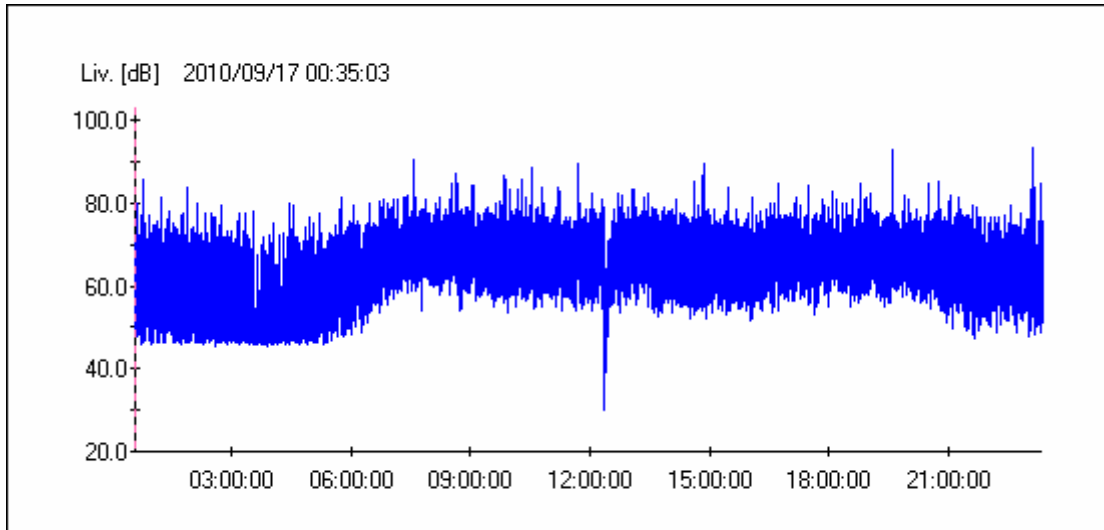
RUNNING Leq NOTTURNO



LA TIME HISTORY LIVELLO EQUIVALENTE PONDERATO "A"



LA TIME HISTORY LIVELLO PRESSIONE SONORA PONDERATA "A"

MONITORAGGIO EMISSIONI DI RUMORE PER LA
MAPPATURA DI CLIMA ACUSTICO VOL.2/2*Codice documento*
AS0106_F0.docxF0*Rev*
F0*Data*
20/06/2011**R2 - MISURE DI 24 ORE CON POSTAZIONE SEMI-FISSE**

Punto

Ricettore

Indirizzo

R_35_S	S.S. 114
Descrizione del punto di misura/ricettore	
<p align="center"><i>L'asta estensibile con il microfono posto all'altezza di mt. 4,00 dal piano di campagna è stata collocata all'angolo tra la strada statale e una traversa di Via Contesse</i></p>	

Caratterizzazione del punto di misura/ricettore		
Zonizzazione acustica e limiti diurni/notturni		
<input type="checkbox"/>	Classe I	50 /40 dB(a)
<input type="checkbox"/>	Classe II	55 / 45 dB(a)
<input checked="" type="checkbox"/>	Classe III	60 / 50 dB(a)
<input type="checkbox"/>	Classe IV	65 / 55 dB(a)
<input type="checkbox"/>	Classe V	70 / 60 dB(a)
<input type="checkbox"/>	Classe VI	70 / 70 dB(a)
Caratterizzazione delle sorgenti di rumore		
Tipologia	<input checked="" type="checkbox"/>	Traffico stradale
	<input type="checkbox"/>	Traffico ferroviario
	<input type="checkbox"/>	Cantiere
	<input type="checkbox"/>	Altro
Descrizione		
Strumentazione adottata		
Fonometro modello HD 2110 Classe 1, numero di serie 10060132243, - preamplificatore HD 2110 P, - microfono MK 221, numero di serie 34208 - Calibratore HD 2020 Classe 1 090 29825		
Punto	Ricettore	Indirizzo
	R_35_S	S.S. 114

Sintesi misure (ante e post mascheramenti eventi anomali o sorgenti regolamentate da DPR)

Periodo	TR	Data	L _{AeqTR} [dBA]	K _I [dBA]	K _T [dBA]	K _B [dBA]	L _{AeqTRC} [dBA]	L _{lim} [dBA]
Giorno	6-22h	17/09/10	67.1	0	0		67.1	60
Notte	22-6h	17/09/10	65.5	0	0	0	65.5	50

RISULTATI MISURE

Codice misura	R_35_S
Data inizio	17/09/2010
Ora inizio	23.49.59
Note	

Parametri		24 ore	Giorno (T _R = 6/22)	Notte (T _R = 22/6)
L _{AeqTR}	[dBA]	66.7	67.1	65.5
L ₁	[dBA]	75.0	75.0	75.0
L ₅	[dBA]	71.0	71.5	70.0
L ₁₀	[dBA]	69.0	69.5	67.7
L ₅₀	[dBA]	63.2	64.1	56.8
L ₉₀	[dBA]	51.0	59.3	42.0
L ₉₅	[dBA]	45.0	57.5	39.5
L ₉₉	[dBA]	39.0	52.0	37.0
L _{lmax}	[dBA]	104.3	104.3	94.5
L _{Fmax}	[dBA]	101.5	101.5	96.0
L _{Smax}	[dBA]	94.1	94.1	93.6
K _I	[dBA]	0	0	0
K _T	[dBA]	0	0	0
K _B	[dBA]	0	0	0
L _{AeqTRC}		66.7	67.1	65.5

Note:

Punto	Ricettore	Indirizzo
	R_35_S	S.S. 114

Sorgente stradale: _____

	6/9h	9/14h	14/19h	19/22h	Media	22/2h	2/6 h	Media
Veic. Leggeri / 10'	141	276	200	162	194.8	78	21	49.5

Veic. Pesanti / 10'	16	11	9	6	10.5	2	3	2.5
Motocicli / 10'	47	34	27	15	30.75	6	1	3.5
	6/9h	9/14h	14/19h	19/22h	Media	22/2h	2/6 h	Media
Condizioni cielo	SERENO	SERENO	SERENO	SERENO		SERENO	SERENO	
Temperatura	28.3	27.5	25	23	25.88	21.5	19.4	22.5
Umidità relativa	78	75	68	72	72.5	73	65	69
Velocità vento	3.2	3.5	3.2	2.5	3.2	1.8	0.8	0.95
Direzione vento	N N E	N	N N E	N E		S E	S E	

Fotografia del punto di misura



Punto

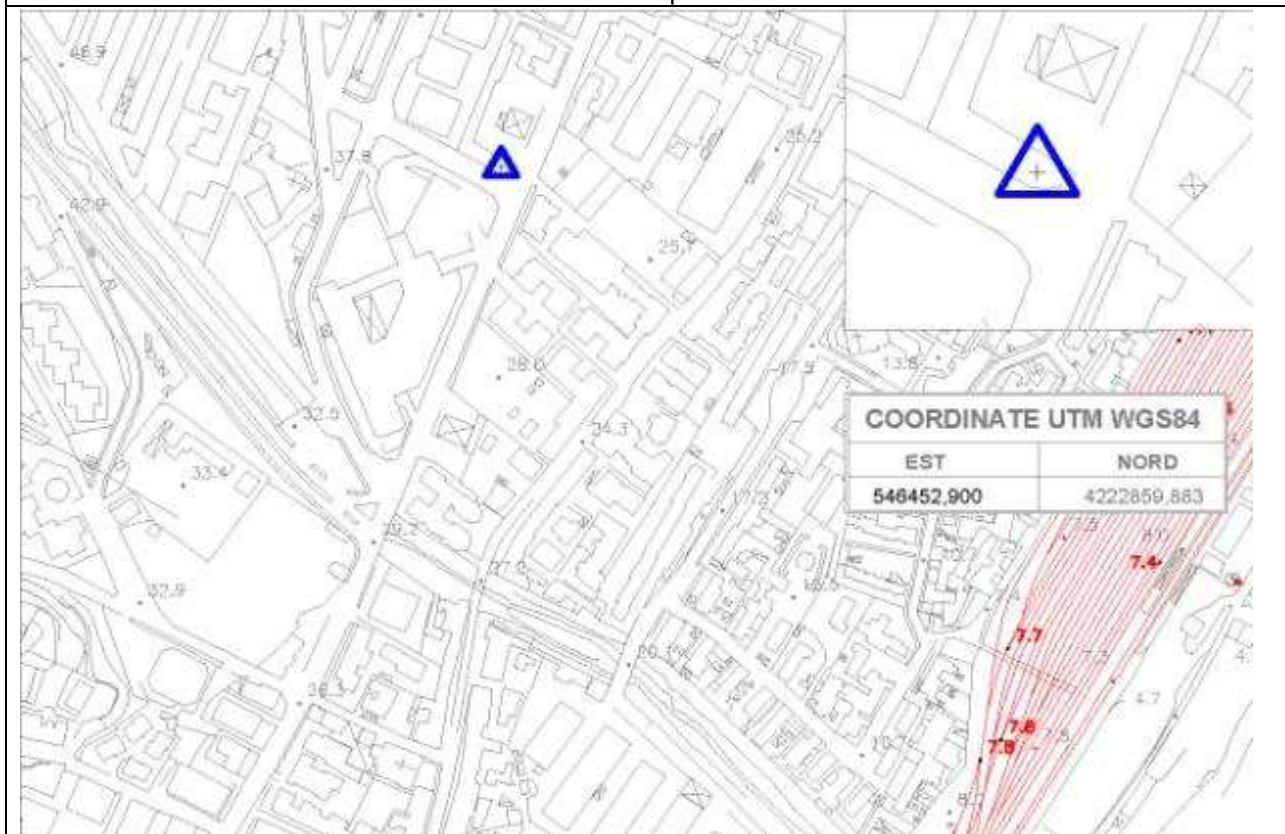
Ricettore

R_35_S

Indirizzo

S.S. 114

Localizzazione planimetrica



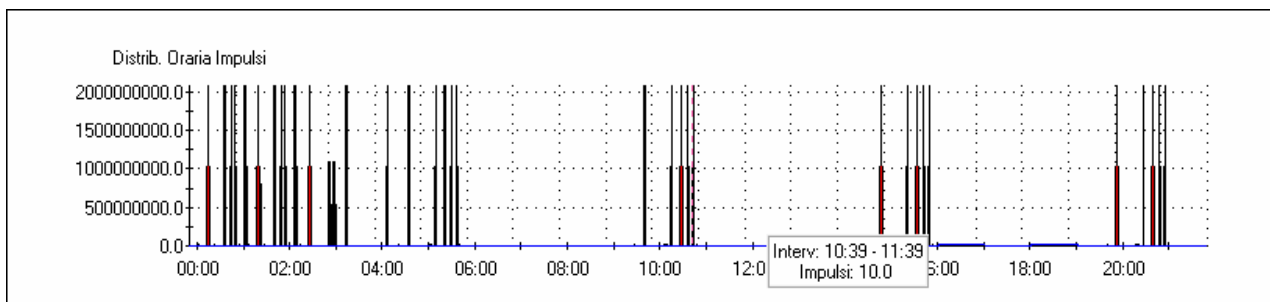
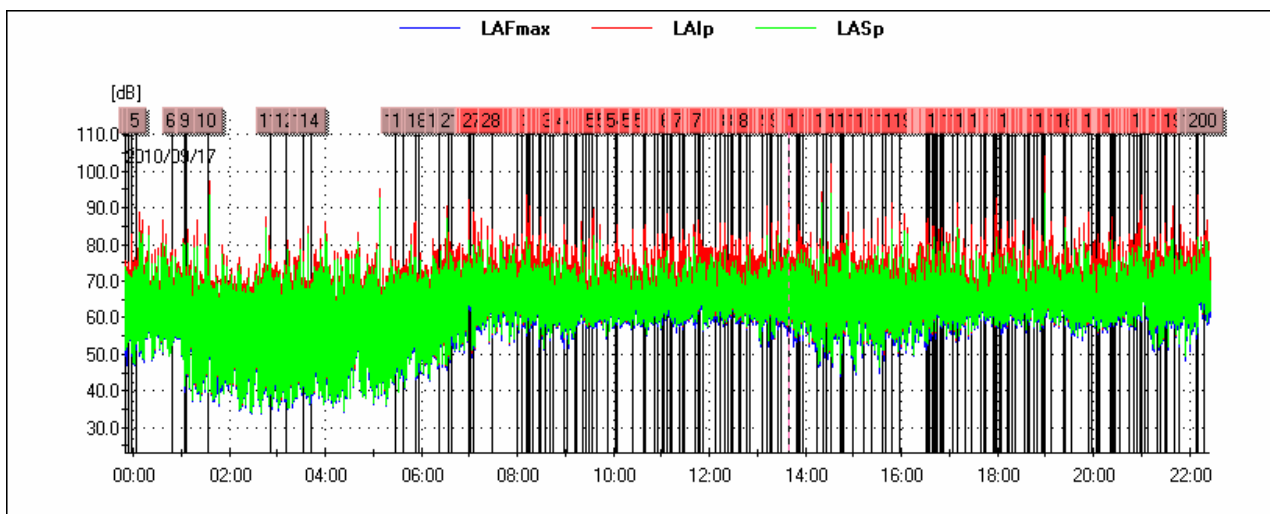
DATA	Tecnico competente: Studio tecnico ing. Giovanni Chiovetta	
	geom. Antonino Campione	Ing. Giovanni Chiovetta

RICONOSCIMENTO COMPONENTI IMPULSIVE

Il rumore presenta Componenti Impulsive (CI) quando sono verificate le condizioni seguenti:

- ripetitività di n° eventi impulsivi (n°10/ora di giorno e n°2/ora di notte);
- differenza tra LAImax e LASmax superiore a 6 dB;
- durata dell'evento a -10 dB dal valore LAFmax inferiore a 1 s.

La ripetitività viene dimostrata mediante registrazione grafica del livello di pressione sonora ponderato A fast effettuata durante il tempo di misura TM.



Lista degli impulsi nelle 24 ore

Ev	Inizio	Durata LAFmax-10dB[s]	LAFmax[dB]	LAImax - LASmax [dB]
1	2010/09/17 23:53:48	1.000	66.8	9.0

2	2010/09/17 23:53:51	0.875	70.1	10.6
3	2010/09/17 23:56:49	0.500	78.3	11.8
4	2010/09/17 23:57:23	0.750	67.5	9.0
5	2010/09/18 00:03:49	1.000	65.1	8.5
6	2010/09/18 00:48:05	0.750	68.3	10.0
7	2010/09/18 01:04:19	0.625	64.2	11.8
8	2010/09/18 01:04:54	1.000	53.3	8.3
9	2010/09/18 01:05:33	0.625	58.1	11.2
10	2010/09/18 01:33:43	0.750	66.8	11.4
11	2010/09/18 02:52:08	0.875	76.1	9.0
12	2010/09/18 03:10:40	0.625	54.6	11.4
13	2010/09/18 03:32:40	1.000	63.7	7.6
14	2010/09/18 03:41:45	1.000	64.5	9.2
15	2010/09/18 05:28:18	0.875	57.0	8.1
16	2010/09/18 05:36:25	0.750	55.2	9.1
17	2010/09/18 05:52:03	0.750	83.2	9.7
18	2010/09/18 05:57:33	1.000	62.8	7.4
19	2010/09/18 06:22:13	0.875	62.2	9.5
20	2010/09/18 06:32:56	0.750	80.1	10.1
21	2010/09/18 06:38:43	0.750	63.8	9.7
22	2010/09/18 06:58:56	0.625	88.7	10.9
23	2010/09/18 06:59:37	0.750	75.6	9.8
24	2010/09/18 06:59:50	0.750	80.0	10.4
25	2010/09/18 07:01:26	1.000	73.3	8.0
26	2010/09/18 07:06:00	1.000	72.5	7.3
27	2010/09/18 07:06:02	0.625	86.7	8.9
28	2010/09/18 07:27:39	0.625	79.8	11.9
29	2010/09/18 07:59:30	1.000	76.4	10.0
30	2010/09/18 08:06:30	0.750	76.6	10.1
31	2010/09/18 08:12:19	0.625	89.9	11.2
32	2010/09/18 08:12:39	0.875	83.3	9.4
33	2010/09/18 08:15:29	0.750	87.0	10.5
34	2010/09/18 08:19:14	0.750	79.3	9.7
35	2010/09/18 08:26:18	0.750	79.5	9.1
36	2010/09/18 08:28:42	0.875	86.7	6.7
37	2010/09/18 08:33:59	0.750	80.3	9.0
38	2010/09/18 08:41:25	0.625	76.3	11.4
39	2010/09/18 08:44:58	0.750	74.7	10.4
40	2010/09/18 08:57:36	0.750	67.1	10.3
41	2010/09/18 08:58:56	0.750	77.0	9.5
42	2010/09/18 09:01:21	0.875	78.1	7.9
43	2010/09/18 09:11:10	0.750	78.4	7.5
44	2010/09/18 09:14:24	0.750	75.1	10.4
45	2010/09/18 09:21:41	0.750	70.3	9.1
46	2010/09/18 09:25:36	0.625	72.4	10.7
47	2010/09/18 09:29:50	0.625	79.8	8.7
48	2010/09/18 09:33:34	0.750	85.5	8.8
49	2010/09/18 09:39:07	0.750	75.6	9.7

50	2010/09/18 09:40:08	0.875	73.7	7.9
51	2010/09/18 09:53:26	0.750	76.9	10.2
52	2010/09/18 10:02:24	0.625	75.9	11.6
53	2010/09/18 10:04:09	0.625	82.6	10.9
54	2010/09/18 10:04:53	0.875	74.5	8.1
55	2010/09/18 10:24:59	0.625	81.9	10.1
56	2010/09/18 10:37:12	0.750	79.2	9.4
57	2010/09/18 10:37:34	0.625	80.6	11.1
58	2010/09/18 10:37:51	0.750	80.3	8.7
59	2010/09/18 10:39:27	0.875	83.6	6.5
60	2010/09/18 10:50:48	1.000	76.8	7.4
61	2010/09/18 10:55:33	0.875	80.6	6.3
62	2010/09/18 11:00:31	0.875	81.3	6.3
63	2010/09/18 11:02:54	0.875	74.1	8.2
64	2010/09/18 11:06:10	1.000	74.1	9.5
65	2010/09/18 11:07:04	0.625	85.5	10.1
66	2010/09/18 11:11:14	0.750	78.9	8.8
67	2010/09/18 11:13:46	0.875	78.7	7.1
68	2010/09/18 11:22:50	0.625	78.0	9.7
69	2010/09/18 11:26:10	0.625	81.3	10.8
70	2010/09/18 11:27:17	0.625	76.4	9.9
71	2010/09/18 11:27:35	1.000	78.1	7.1
72	2010/09/18 11:41:49	1.000	68.1	8.2
73	2010/09/18 11:45:08	0.625	82.4	12.0
74	2010/09/18 11:47:46	0.750	77.5	9.8
75	2010/09/18 11:48:29	1.000	74.5	9.5
76	2010/09/18 11:48:36	0.750	80.6	8.5
77	2010/09/18 11:51:13	0.750	77.3	8.9
78	2010/09/18 12:08:22	0.875	73.8	8.6
79	2010/09/18 12:13:13	1.000	82.1	6.4
80	2010/09/18 12:18:38	0.750	74.7	6.3
81	2010/09/18 12:22:59	0.875	71.3	9.6
82	2010/09/18 12:27:34	0.875	80.1	8.9
83	2010/09/18 12:28:10	0.750	79.4	9.6
84	2010/09/18 12:35:57	0.750	79.3	9.1
85	2010/09/18 12:36:23	1.000	72.8	7.0
86	2010/09/18 12:38:38	0.750	78.2	10.2
87	2010/09/18 12:47:29	0.625	77.6	12.3
88	2010/09/18 12:49:36	0.875	80.5	9.9
89	2010/09/18 13:05:13	0.750	78.5	10.0
90	2010/09/18 13:05:15	0.875	75.5	8.1
91	2010/09/18 13:12:07	0.875	88.9	8.0
92	2010/09/18 13:15:59	1.000	73.9	7.9
93	2010/09/18 13:17:15	1.000	83.4	8.6
94	2010/09/18 13:25:02	0.875	70.0	7.4
95	2010/09/18 13:25:50	1.000	79.8	7.7
96	2010/09/18 13:26:12	1.000	80.9	7.6
97	2010/09/18 13:29:55	0.875	70.9	9.3

98	2010/09/18 13:39:12	0.625	88.8	10.0
99	2010/09/18 13:48:36	0.750	77.4	9.8
100	2010/09/18 13:49:27	0.875	76.5	8.8
101	2010/09/18 13:51:52	0.625	83.4	9.2
102	2010/09/18 13:51:54	0.750	76.0	8.4
103	2010/09/18 13:56:47	0.875	77.0	8.7
104	2010/09/18 14:13:56	0.750	72.9	10.8
105	2010/09/18 14:21:15	0.750	73.9	6.3
106	2010/09/18 14:25:22	0.875	72.7	7.6
107	2010/09/18 14:31:38	0.875	100.3	7.8
108	2010/09/18 14:43:08	0.750	77.2	9.1
109	2010/09/18 14:46:23	1.000	81.0	6.1
110	2010/09/18 14:47:29	0.875	76.9	7.6
111	2010/09/18 14:59:18	0.750	81.4	8.5
112	2010/09/18 15:13:11	0.750	82.1	8.6
113	2010/09/18 15:22:40	0.875	80.2	7.5
114	2010/09/18 15:35:45	0.750	67.2	11.1
115	2010/09/18 15:39:42	0.500	82.8	13.4
116	2010/09/18 15:47:09	1.000	68.8	6.8
117	2010/09/18 15:47:54	1.000	89.7	7.2
118	2010/09/18 15:48:47	1.000	77.8	8.2
119	2010/09/18 15:58:05	0.625	83.6	9.9
120	2010/09/18 16:30:13	0.625	82.7	10.7
121	2010/09/18 16:31:51	1.000	79.2	8.7
122	2010/09/18 16:31:56	0.875	85.1	8.1
123	2010/09/18 16:35:28	0.750	68.5	7.8
124	2010/09/18 16:39:35	1.000	84.1	6.2
125	2010/09/18 16:40:39	0.875	76.3	8.4
126	2010/09/18 16:41:51	0.875	71.2	9.4
127	2010/09/18 16:44:52	0.875	73.8	7.3
128	2010/09/18 16:47:37	1.000	74.5	9.6
129	2010/09/18 16:50:13	0.875	79.6	7.3
130	2010/09/18 16:51:06	1.000	74.6	8.3
131	2010/09/18 16:52:45	0.875	76.9	9.1
132	2010/09/18 17:03:09	0.875	78.6	7.7
133	2010/09/18 17:04:37	0.875	72.8	8.2
134	2010/09/18 17:10:29	0.875	80.3	6.7
135	2010/09/18 17:10:38	0.875	90.1	6.8
136	2010/09/18 17:19:11	0.750	77.5	8.3
137	2010/09/18 17:27:18	0.625	82.6	9.9
138	2010/09/18 17:28:02	0.750	78.4	9.3
139	2010/09/18 17:38:13	0.750	80.5	8.0
140	2010/09/18 17:43:32	0.750	79.2	8.4
141	2010/09/18 17:44:43	0.750	84.3	9.8
142	2010/09/18 17:55:46	0.625	84.8	11.2
143	2010/09/18 17:58:49	0.625	89.0	10.8
144	2010/09/18 18:02:16	1.000	75.8	6.4
145	2010/09/18 18:04:19	0.625	79.3	11.2

146	2010/09/18 18:04:21	0.875	82.3	7.8
147	2010/09/18 18:11:45	0.875	83.1	7.1
148	2010/09/18 18:12:59	0.750	83.7	8.6
149	2010/09/18 18:14:35	0.750	78.0	9.3
150	2010/09/18 18:14:59	1.000	77.8	9.5
151	2010/09/18 18:18:47	1.000	79.8	7.6
152	2010/09/18 18:21:29	0.625	83.5	11.1
153	2010/09/18 18:34:33	0.875	76.9	9.1
154	2010/09/18 18:37:38	0.875	74.8	7.6
155	2010/09/18 18:39:22	1.000	76.4	8.4
156	2010/09/18 18:45:55	0.625	81.9	11.3
157	2010/09/18 18:49:48	0.750	78.4	11.2
158	2010/09/18 18:55:19	0.625	79.0	11.0
159	2010/09/18 18:56:17	0.750	77.9	9.5
160	2010/09/18 18:58:36	0.750	81.9	10.4
161	2010/09/18 18:59:03	0.625	79.0	10.6
162	2010/09/18 18:59:36	0.625	101.5	10.4
163	2010/09/18 18:59:45	0.750	78.9	9.1
164	2010/09/18 19:07:13	1.000	85.0	6.7
165	2010/09/18 19:23:06	0.875	76.2	7.5
166	2010/09/18 19:24:44	1.000	83.4	6.4
167	2010/09/18 19:25:09	0.625	82.2	9.2
168	2010/09/18 19:32:32	1.000	67.7	9.8
169	2010/09/18 19:54:38	0.625	85.5	10.6
170	2010/09/18 19:57:34	1.000	75.2	7.6
171	2010/09/18 20:04:09	0.625	72.5	10.5
172	2010/09/18 20:06:00	0.625	76.2	10.1
173	2010/09/18 20:07:04	0.750	78.4	6.7
174	2010/09/18 20:21:18	0.625	77.4	11.5
175	2010/09/18 20:22:51	0.875	86.8	6.2
176	2010/09/18 20:24:08	0.875	77.4	7.2
177	2010/09/18 20:26:31	0.875	76.3	8.8
178	2010/09/18 20:26:33	0.875	75.6	9.4
179	2010/09/18 20:32:31	0.750	79.5	9.3
180	2010/09/18 20:44:59	0.750	71.8	8.3
181	2010/09/18 20:51:12	0.875	77.4	7.6
182	2010/09/18 20:54:17	0.875	80.8	7.9
183	2010/09/18 20:58:02	0.875	72.4	8.0
184	2010/09/18 21:00:32	0.625	91.0	9.1
185	2010/09/18 21:04:42	0.625	80.6	11.2
186	2010/09/18 21:08:22	0.750	74.1	10.5
187	2010/09/18 21:18:57	0.750	74.9	10.2
188	2010/09/18 21:22:56	1.000	73.6	9.7
189	2010/09/18 21:23:53	1.000	79.9	8.9
190	2010/09/18 21:28:31	0.875	73.6	8.7
191	2010/09/18 21:28:34	0.750	73.1	10.4
192	2010/09/18 21:30:20	0.625	81.1	10.9
193	2010/09/18 21:31:03	0.875	77.5	9.9

194	2010/09/18 21:41:46	0.875	73.0	8.1
195	2010/09/18 21:46:47	0.625	72.9	10.1
196	2010/09/18 22:08:58	0.875	78.5	8.8
197	2010/09/18 22:09:40	0.625	90.1	11.2
198	2010/09/18 22:10:23	0.750	84.6	6.4
199	2010/09/18 22:17:45	0.750	79.5	9.7
200	2010/09/18 22:18:38	1.000	75.3	8.3

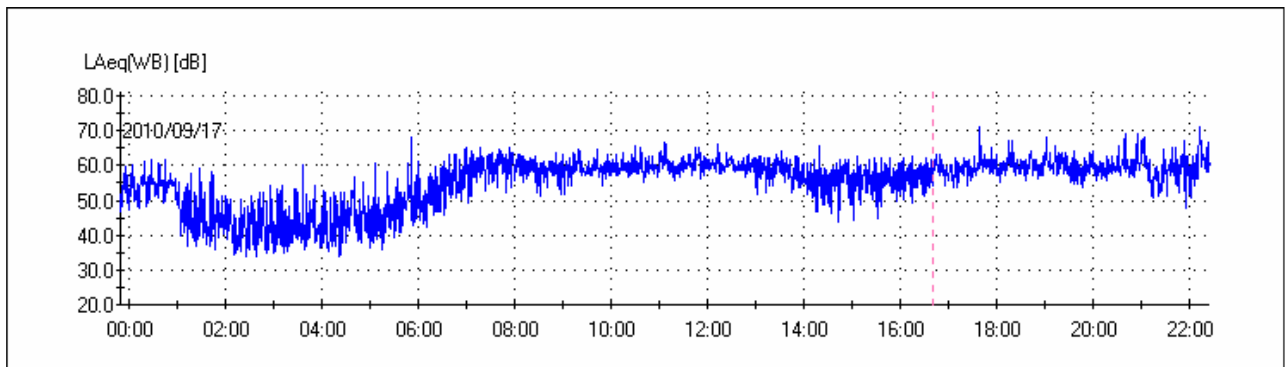
RICONOSCIMENTO COMPONENTI TONALI

Al fine di individuare la presenza di Componenti Tonalì (CT) nel rumore, si effettua un'analisi

spettrale per bande normalizzate di 1/3 di ottava. Si considerano esclusivamente le CT aventi carattere stazionario nel tempo ed in frequenza.

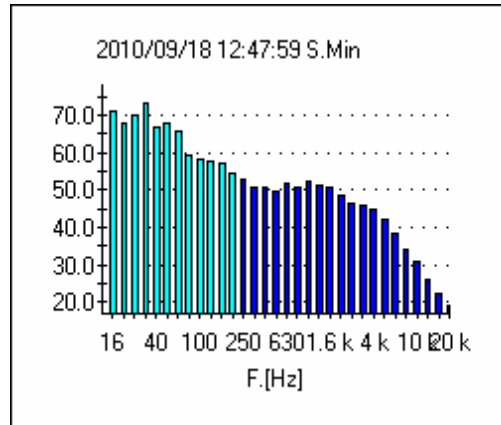
L'analisi è stata svolta nell'intervallo di frequenza compreso tra 20 Hz e 20 KHz.

Si è in presenza di una CT se il livello minimo di una banda supera i livelli minimi delle bande adiacenti per almeno 5 dB.

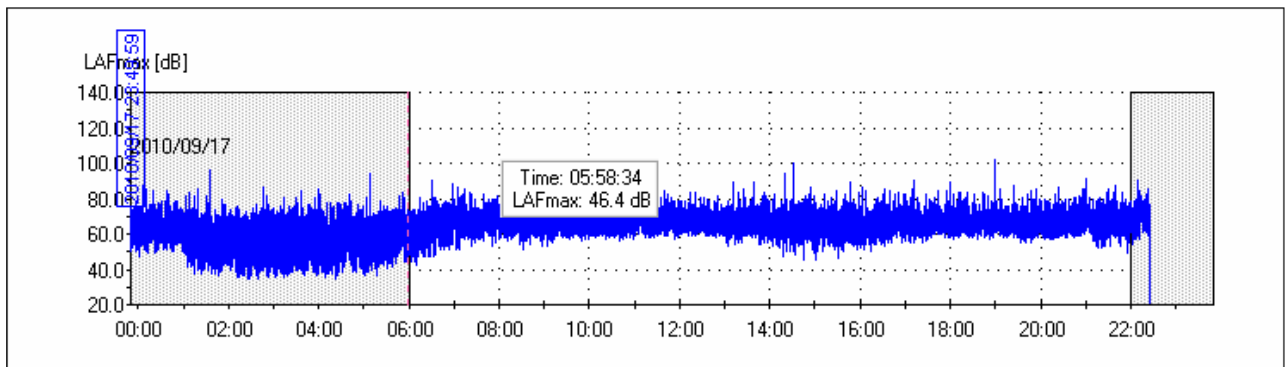


SOGLIE PENALIZZAZIONE	
Persistenza BF	5%
Persistenza AF	5%
TONALI [Hz]	PERSIST [%]
Freq: 80	0.1
Freq: 100	0.1
Freq: 250	0.0
Freq: 315	0.0
Freq: 400	0.1
Freq: 500	0.1
Freq: 630	0.0
Freq: 800	0.1
Freq: 1 k	0.0
Freq: 1.6 k	0.0
Freq: 2 k	0.0
Freq: 2.5 k	0.1
Freq: 3.15 k	0.2
Freq: 4 k	0.1
PENALIZZAZIONI	
Penalizzazione BF: No	
Penalizzazione AF: No	

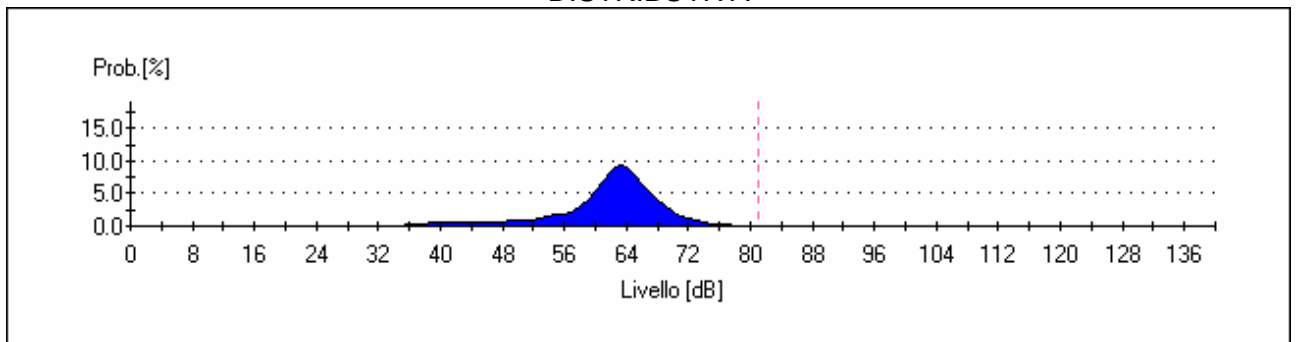
TIME HISTORY COMPONENTI TONALI



IL GRAFICO DEL CLIMA ACUSTICO GIORNALIERO



DISTRIBUTIVA



CUMULATIVA

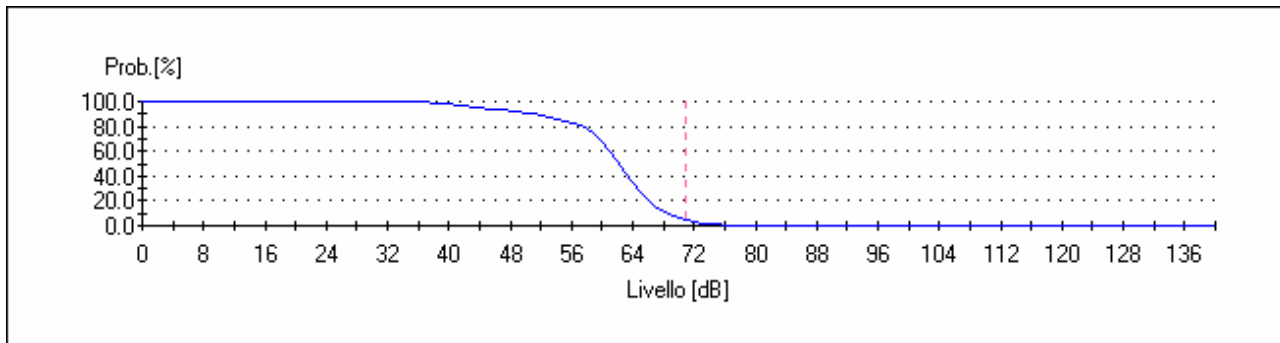
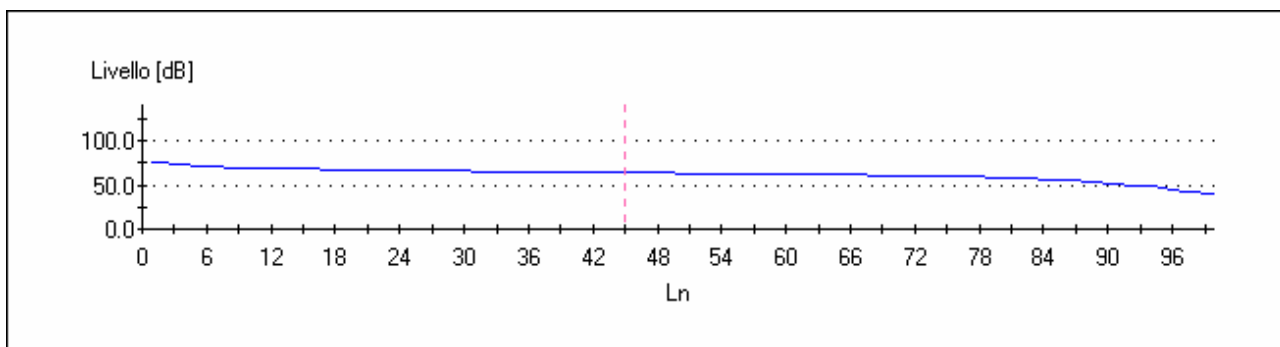


GRAFICO PERCENTILI



Livelli statistici L1, L5, L10, L50, L90, L95, L99; nelle 24 ore

Percentile	Leq.[dB]
0	75.0
1	75.0
2	73.0
3	72.5
4	72.0
5	71.0
6	70.5
7	70.0
8	69.7
9	69.3
10	69.0
11	68.8
12	68.5
13	68.3
14	68.0
15	67.8
16	67.6
17	67.4
18	67.2
19	67.0
20	66.9
21	66.7
22	66.6
23	66.4
24	66.3
25	66.1
26	66.0
27	65.9
28	65.8
29	65.6
30	65.5
31	65.4
32	65.3
33	65.1
34	65.0
35	64.9
36	64.8
37	64.7
38	64.6
39	64.4
40	64.3
41	64.2
42	64.1
43	64.0
44	63.9
45	63.8
46	63.7

47	63.6
48	63.4
49	63.3
50	63.2
51	63.1
52	63.0
53	62.9
54	62.8
55	62.6
56	62.5
57	62.4
58	62.3
59	62.1
60	62.0
61	61.9
62	61.7
63	61.6
64	61.4
65	61.3
66	61.1
67	61.0
68	60.8
69	60.7
70	60.5
71	60.3
72	60.2
73	60.0
74	59.8
75	59.5
76	59.3
77	59.0
78	58.7
79	58.3
80	58.0
81	57.5
82	57.0
83	56.5
84	56.0
85	55.5
86	55.0
87	54.0
88	53.0
89	52.0
90	51.0
91	50.0
92	49.0
93	48.0
94	46.0

95	45.0
96	43.0
97	42.0
98	40.0
99	39.0

LIVELLI PERCENTILI DIURNI

Percentile	Leq.[dB]
0	75.0
1	75.0
2	74.0
3	73.0
4	72.0
5	71.5
6	71.0
7	70.5
8	70.0
9	69.8
10	69.5
11	69.3
12	69.0
13	68.8
14	68.5
15	68.3
16	68.0
17	67.8
18	67.7
19	67.5
20	67.3
21	67.2
22	67.0
23	66.9
24	66.8
25	66.6
26	66.5
27	66.4
28	66.3
29	66.1
30	66.0
31	65.9
32	65.8
33	65.7
34	65.6
35	65.5
36	65.4
37	65.3

38	65.2
39	65.1
40	65.0
41	64.9
42	64.8
43	64.7
44	64.6
45	64.5
46	64.5
47	64.4
48	64.3
49	64.2
50	64.1
51	64.0
52	63.9
53	63.8
54	63.7
55	63.6
56	63.5
57	63.5
58	63.4
59	63.3
60	63.2
61	63.1
62	63.0
63	62.9
64	62.8
65	62.7
66	62.6
67	62.5
68	62.4
69	62.3
70	62.2
71	62.1
72	62.0
73	61.9
74	61.8
75	61.7
76	61.6
77	61.4
78	61.3
79	61.2
80	61.1
81	61.0
82	60.8
83	60.7
84	60.5
85	60.3

86	60.2
87	60.0
88	59.8
89	59.5
90	59.3
91	59.0
92	58.7
93	58.3
94	58.0
95	57.5
96	57.0
97	56.0
98	54.0
99	52.0

LIVELLI PERCENTILI NOTTURNI

Percentile	Leq.[dB]
0	75.0
1	75.0
2	73.0
3	72.0
4	71.0
5	70.0
6	69.5
7	69.0
8	68.5
9	68.0
10	67.7
11	67.3
12	67.0
13	66.8
14	66.5
15	66.3
16	66.0
17	65.8
18	65.5
19	65.3
20	65.0
21	64.8
22	64.5
23	64.3
24	64.0
25	63.8
26	63.5
27	63.3
28	63.0

29	62.8
30	62.5
31	62.3
32	62.0
33	61.7
34	61.3
35	61.0
36	60.8
37	60.5
38	60.3
39	60.0
40	59.7
41	59.3
42	59.0
43	58.8
44	58.5
45	58.3
46	58.0
47	57.7
48	57.3
49	57.0
50	56.8
51	56.5
52	56.3
53	56.0
54	55.8
55	55.5
56	55.3
57	55.0
58	54.8
59	54.5
60	54.3
61	54.0
62	53.5
63	53.0
64	52.7
65	52.3
66	52.0
67	51.7
68	51.3
69	51.0
70	50.5
71	50.0
72	49.7
73	49.3
74	49.0
75	48.5
76	48.0

77	47.5
78	47.0
79	46.5
80	46.0
81	45.7
82	45.3
83	45.0
84	44.5
85	44.0
86	43.7
87	43.3
88	43.0
89	42.5
90	42.0
91	41.7
92	41.3
93	41.0
94	40.0
95	39.5
96	39.0
97	38.5
98	38.0
99	37.0

LIVELLI DI IMPULS- FAST E SLOW

MAX NELLE 24 ORE		
LAIp [dB]	LASp [dB]	LAFp [dB]
97,5	93,6	96
95,1	92,7	94,5
93,5	82,4	89,9
101,9	94,1	100,3
104,3	93,9	101,5
93,4	84,3	91
104,3	94,1	101,5

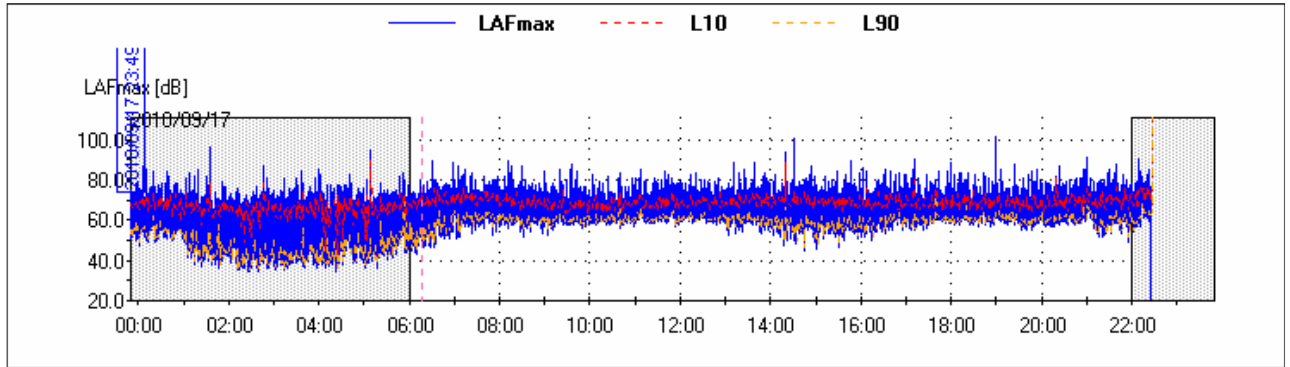
LIVELLI di Impuls – fast – slow massimi nelle 16 ore diurne

LIVELLI DI IMPULS- FAST E SLOW MAX DIURNI		
LAIp [dB]	LASp [dB]	LAFp [dB]
92	86,9	89,8
93,5	82,4	89,9
101,9	94,1	100,3
104,3	93,9	101,5
93,4	84,3	91
104,3	94,1	101,5

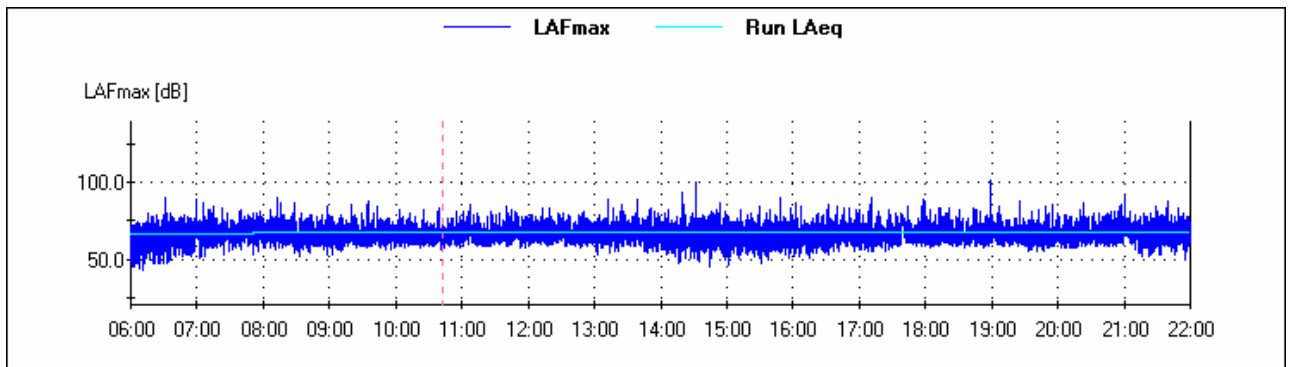
LIVELLI di Impuls – fast – slow massimi nelle 8 ore notturni

LIVELLI DI IMPULS- FAST E SLOW MAX NOTTURNI		
LAIp [dB]	LASp [dB]	LAFp [dB]
97,5	93,6	96
95,1	92,7	94,5
93,3	82,1	90,1
97,5	93,6	96

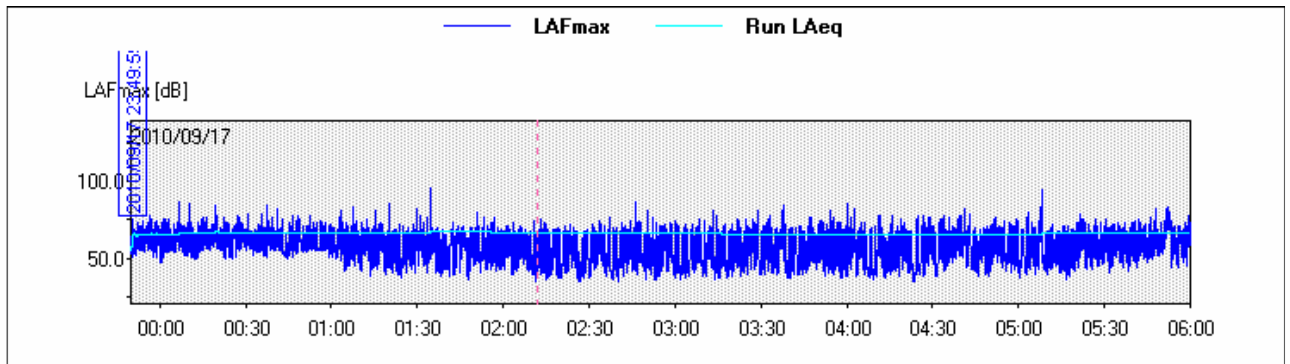
TIME HISTORY L10 – L90



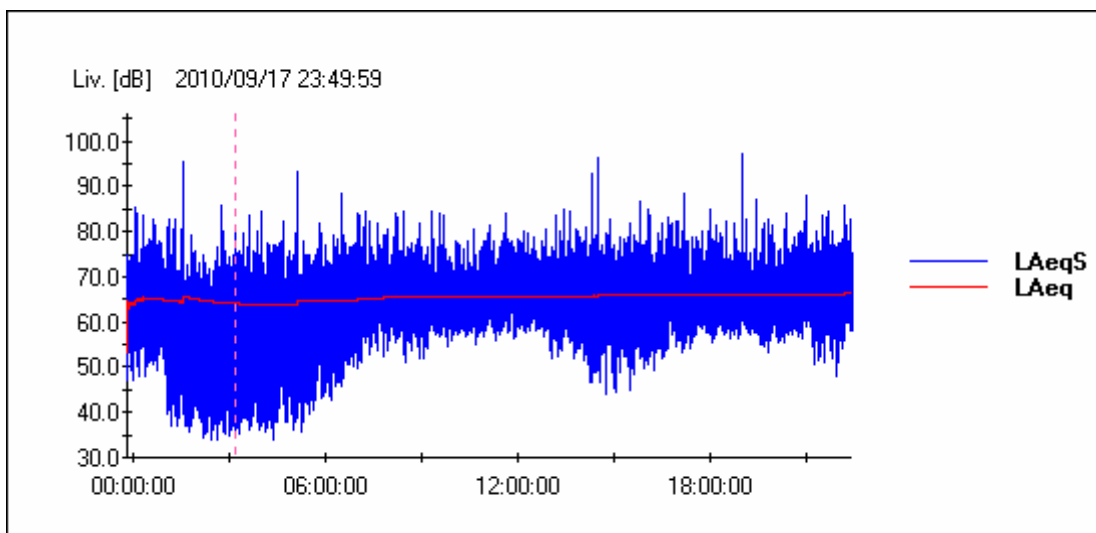
RUNNING Leq DIURNO



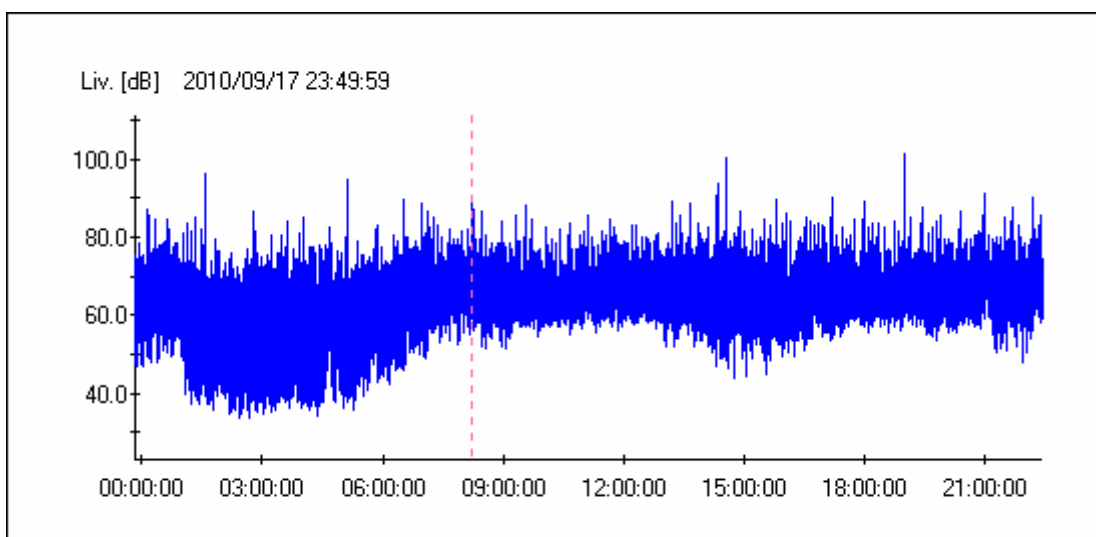
RUNNING Leq NOTTURNO



LA TIME HISTORY LIVELLO EQUIVALENTE PONDERATO "A"



LA TIME HISTORY LIVELLO PRESSIONE SONORA PONDERATA "A"



Punto	Ricettore	Indirizzo
	R_S_PAN 1-1	PANOR. DELLO STRETTO
<i>Descrizione del punto di misura/ricettore</i>		
<p><i>L'asta estensibile con il microfono posto all'altezza di mt. 4,00 dal piano di campagna è stata collocata sull'aiuola adiacente l'ingresso al complesso residenziale "Belvedere"</i></p>		

Caratterizzazione del punto di misura/ricettore		
Zonizzazione acustica e limiti diurni/notturni		
<input type="checkbox"/>	Classe I	50 / 40 dB(a)
<input type="checkbox"/>	Classe II	55 / 45 dB(a)
<input checked="" type="checkbox"/>	Classe III	60 / 50 dB(a)
<input type="checkbox"/>	Classe IV	65 / 55 dB(a)
<input type="checkbox"/>	Classe V	70 / 60 dB(a)
<input type="checkbox"/>	Classe VI	70 / 70 dB(a)
<i>Caratterizzazione delle sorgenti di rumore</i>		
Tipologia	<input checked="" type="checkbox"/>	Traffico stradale
	<input type="checkbox"/>	Traffico ferroviario
	<input type="checkbox"/>	Cantiere
	<input type="checkbox"/>	Altro
Descrizione		
Strumentazione adottata		
Fonometro modello HD 2110 Classe 1, numero di serie 10060132243, - preamplificatore HD 2110 P, - microfono MK 221, numero di serie 34208 - Calibratore HD 2020 Classe 1 090 29825		
Punto	Ricettore	Indirizzo

R_S_PAN 1-1	PANOR. DELLO STRETTO
--------------------	-----------------------------

Sintesi misure (ante e post mascheramenti eventi anomali o sorgenti regolamentate da DPR)

Periodo	TR	Data	L _{AeqTR} [dBA]	K _I [dBA]	K _T [dBA]	K _B [dBA]	L _{AeqTRC} [dBA]	L _{lim} [dBA]
Giorno	6-22h	12/09/10	61.9	0	0		61.9	60
Notte	22-6h	12/09/10	59.3	0	0	0	59.3	50

RISULTATI MISURE

Codice misura	R_S_PAN 1-1
Data inizio	12/09/2010
Ora inizio	0.05.56
Note	


Parametri		24 ore	Giorno (T _R = 6/22)	Notte (T _R = 22/6)
LAeqTR	[dBA]	61.1	61.9	59.3
L1	[dBA]	71.0	71.0	69.0
L5	[dBA]	67.5	68.0	65.0
L10	[dBA]	65.3	66.3	62.0
L50	[dBA]	53.3	55.7	46.5
L90	[dBA]	37.8	40.0	36.3
L95	[dBA]	36.3	37.5	35.4
L99	[dBA]	34.0	35.0	34.0
Llmax	[dBA]	88.8	88.4	88.8
LFmax	[dBA]	87.4	87.4	84.4
LSmax	[dBA]	82.0	82.0	77.2
KI	[dBA]	0	0	0
KT	[dBA]	0	0	0
KB	[dBA]	0	0	0
L _{AeqTRC}		61.1	61.9	59.3

Note:

Punto	Ricettore	Indirizzo
-------	-----------	-----------

	R_S_PAN 1-1	PANOR. DELLO STRETTO
--	--------------------	-----------------------------

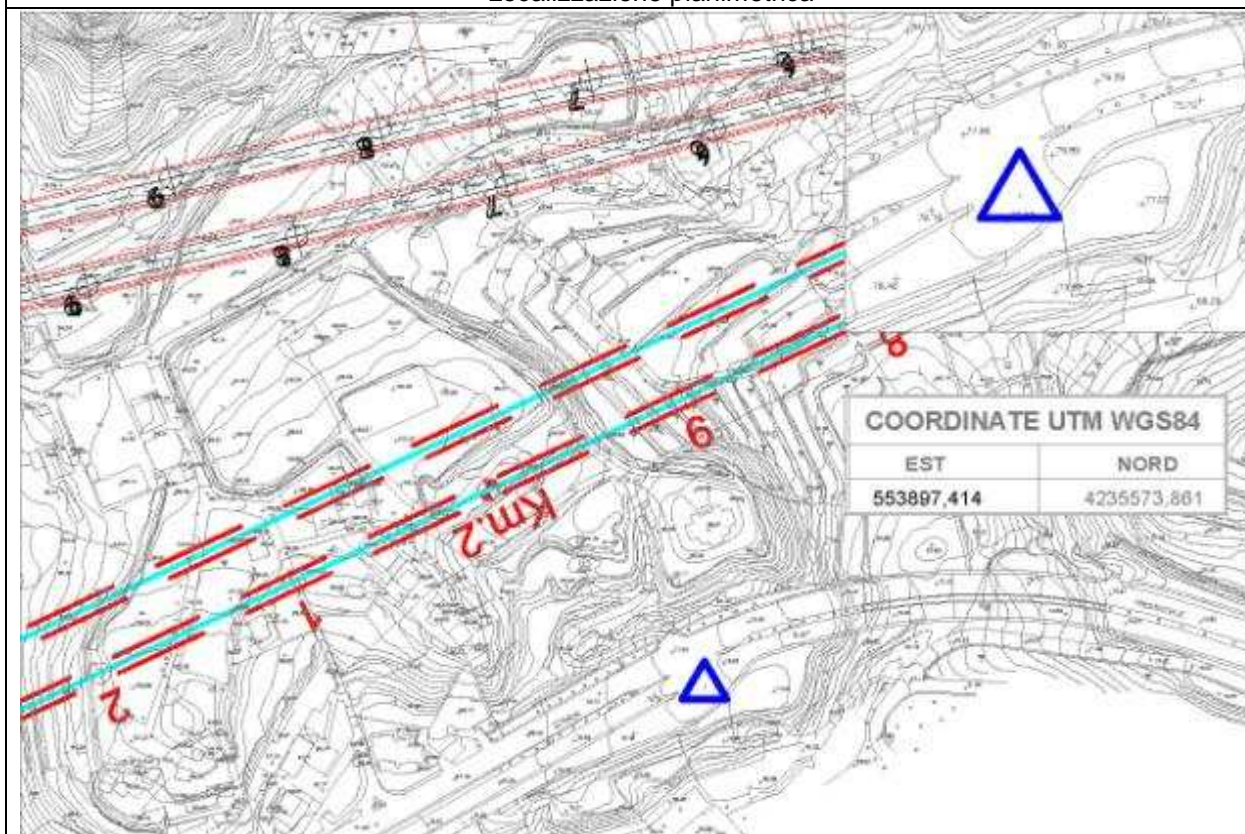
Sorgente stradale:								
	6/9h	9/14h	14/19h	19/22h	Media	22/2h	2/6 h	Media
Veic. Leggeri / 10'	15	76	65	94	62.5	44	10	27
Veic. Pesanti / 10'	1	6	5	11	5.75	4	1	2.5
Motocicli / 10'	1	5	3	3	3	1	1	1
	6/9h	9/14h	14/19h	19/22h	Media	22/2h	2/6 h	Media
Condizioni cielo	SERENO	SERENO	SERENO	SERENO		SERENO	SERENO	
Temperatura	18.6	27	23.2	21.6	22.6	19.3	17.4	18.35
Umidità relativa	66	75	78	68	71.75	66	58	62
Velocità vento	1.3	2.5	2.2	1.8	1.95	1.2	8	4.6
Direzione vento	N	N E	N E	N		N	N	

Fotografia del punto di misura		
		
Punto	Ricettore	Indirizzo

R_S_PAN 1-1

PANOR. DELLO STRETTO

Localizzazione planimetrica



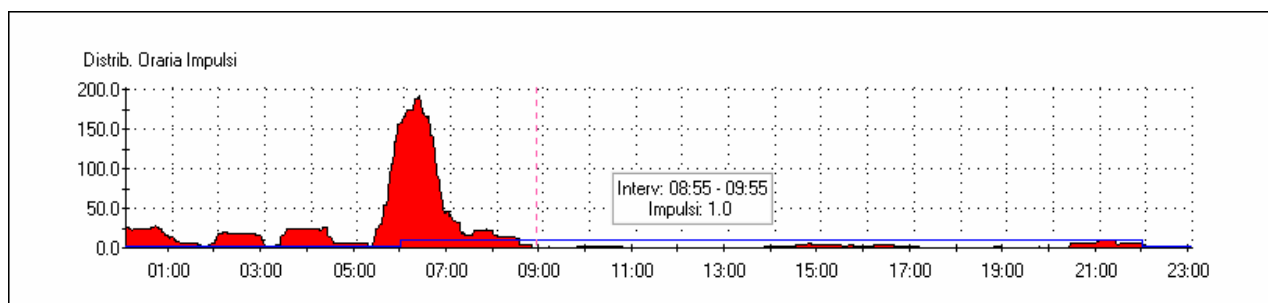
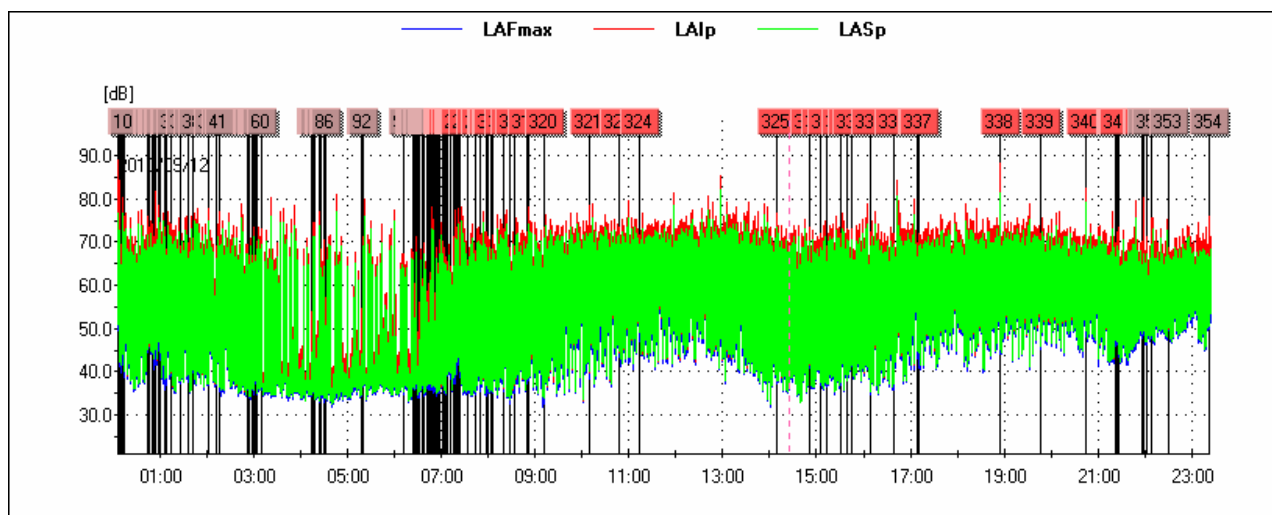
DATA	Tecnico competente: Studio tecnico ing. Giovanni Chiovetta	
	geom. Antonino Campione	Ing. Giovanni Chiovetta

RICONOSCIMENTO COMPONENTI IMPULSIVE

Il rumore presenta Componenti Impulsive (CI) quando sono verificate le condizioni seguenti:

- ripetitività di n° eventi impulsivi (n°10/ora di giorno e n°2/ora di notte);
- differenza tra LAImax e LASmax superiore a 6 dB;
- durata dell'evento a -10 dB dal valore LAFmax inferiore a 1 s.

La ripetitività viene dimostrata mediante registrazione grafica del livello di pressione sonora ponderato A fast effettuata durante il tempo di misura TM.



Lista degli impulsi nelle 24 ore

Ev	Inizio	Durata LAFmax-10dB[s]	LAFmax[dB]	LAImax - LASmax [dB]
1	2010/09/12 00:06:46	0.750	84.4	12.7
2	2010/09/12 00:06:58	1.000	74.6	10.3
3	2010/09/12 00:07:04	0.750	80.7	11.7
4	2010/09/12 00:07:15	0.625	72.0	12.1
5	2010/09/12 00:07:37	0.875	63.5	9.6
6	2010/09/12 00:09:58	1.000	53.2	9.4
7	2010/09/12 00:10:01	0.750	53.3	8.2
8	2010/09/12 00:11:25	1.000	62.9	7.5

9	2010/09/12 00:12:15	1.000	56.2	6.4
10	2010/09/12 00:13:28	0.625	59.3	13.2
11	2010/09/12 00:43:13	0.625	63.9	11.4
12	2010/09/12 00:45:49	0.750	62.5	10.3
13	2010/09/12 00:46:47	0.875	61.0	10.8
14	2010/09/12 00:50:13	0.625	66.6	10.7
15	2010/09/12 00:50:16	0.750	61.9	8.5
16	2010/09/12 00:50:34	0.875	61.2	8.1
17	2010/09/12 00:50:47	0.750	57.4	11.4
18	2010/09/12 00:51:09	0.625	61.2	10.5
19	2010/09/12 00:53:23	0.625	73.8	10.8
20	2010/09/12 00:53:41	0.625	74.5	11.7
21	2010/09/12 00:54:29	0.500	77.7	12.0
22	2010/09/12 00:54:42	0.625	73.2	12.1
23	2010/09/12 00:58:07	0.625	64.3	10.4
24	2010/09/12 00:59:33	1.000	55.5	9.4
25	2010/09/12 01:00:31	0.625	69.9	10.0
26	2010/09/12 01:05:57	1.000	57.1	7.3
27	2010/09/12 01:06:18	1.000	59.4	8.2
28	2010/09/12 01:06:24	1.000	46.7	7.1
29	2010/09/12 01:07:24	0.875	61.6	7.7
30	2010/09/12 01:08:02	0.750	60.0	8.8
31	2010/09/12 01:08:17	1.000	59.3	7.0
32	2010/09/12 01:13:11	0.625	66.0	9.5
33	2010/09/12 01:13:36	0.625	59.2	10.0
34	2010/09/12 01:13:41	0.750	65.0	10.7
35	2010/09/12 01:25:14	0.625	63.8	9.0
36	2010/09/12 01:36:34	0.750	64.2	12.0
37	2010/09/12 01:36:45	0.875	58.7	11.2
38	2010/09/12 01:41:53	1.000	61.0	9.3
39	2010/09/12 02:01:39	0.875	49.8	9.4
40	2010/09/12 02:12:16	0.625	62.1	12.5
41	2010/09/12 02:15:07	0.875	75.2	8.4
42	2010/09/12 02:51:40	0.625	58.5	11.2
43	2010/09/12 02:51:41	0.875	51.8	10.2
44	2010/09/12 02:54:29	1.000	44.3	9.5
45	2010/09/12 02:58:19	0.750	49.9	10.3
46	2010/09/12 02:59:01	0.875	48.1	7.0
47	2010/09/12 02:59:05	0.875	49.0	6.6
48	2010/09/12 02:59:20	0.750	49.7	10.0
49	2010/09/12 02:59:22	0.750	48.7	8.8
50	2010/09/12 03:01:17	1.000	49.4	7.7
51	2010/09/12 03:01:18	0.750	52.8	8.9
52	2010/09/12 03:01:20	0.875	50.4	7.7
53	2010/09/12 03:02:46	0.750	51.8	8.6
54	2010/09/12 03:02:47	0.750	50.4	8.0
55	2010/09/12 03:02:52	0.625	49.9	9.4
56	2010/09/12 03:02:57	0.875	50.9	8.9

57	2010/09/12 03:02:58	0.875	48.4	7.4
58	2010/09/12 03:02:59	0.750	48.5	7.2
59	2010/09/12 03:09:17	1.000	55.4	6.6
60	2010/09/12 03:09:34	0.750	51.0	9.1
61	2010/09/12 04:13:41	0.875	51.0	9.4
62	2010/09/12 04:14:09	0.750	48.4	9.2
63	2010/09/12 04:16:33	0.625	54.5	11.3
64	2010/09/12 04:16:42	0.625	54.4	12.4
65	2010/09/12 04:24:19	0.750	63.6	7.1
66	2010/09/12 04:24:20	0.625	67.1	9.4
67	2010/09/12 04:24:23	0.625	47.0	12.0
68	2010/09/12 04:24:25	0.750	53.8	10.2
69	2010/09/12 04:24:30	0.625	62.5	11.2
70	2010/09/12 04:24:32	0.625	59.9	11.0
71	2010/09/12 04:24:35	0.625	60.2	10.5
72	2010/09/12 04:24:36	0.625	59.5	8.9
73	2010/09/12 04:24:43	0.625	52.9	10.6
74	2010/09/12 04:25:31	0.625	61.0	9.5
75	2010/09/12 04:25:33	0.625	58.9	6.9
76	2010/09/12 04:25:35	0.625	59.0	9.6
77	2010/09/12 04:25:41	0.500	64.7	11.9
78	2010/09/12 04:25:41	0.625	57.2	11.5
79	2010/09/12 04:29:28	0.750	53.4	10.4
80	2010/09/12 04:30:28	0.750	47.0	9.4
81	2010/09/12 04:31:07	0.625	53.0	10.6
82	2010/09/12 04:31:30	0.750	47.3	8.8
83	2010/09/12 04:31:31	0.750	47.8	8.4
84	2010/09/12 04:31:48	0.625	53.6	11.2
85	2010/09/12 04:31:49	0.750	52.5	8.9
86	2010/09/12 04:32:09	0.750	49.8	9.8
87	2010/09/12 05:16:57	0.750	47.7	10.1
88	2010/09/12 05:17:11	0.750	49.2	10.4
89	2010/09/12 05:17:40	0.750	49.6	10.0
90	2010/09/12 05:18:07	0.750	51.5	10.6
91	2010/09/12 05:18:20	0.750	48.4	9.4
92	2010/09/12 05:18:59	0.750	52.7	9.3
93	2010/09/12 06:11:11	1.000	53.3	9.9
94	2010/09/12 06:23:38	0.750	50.7	9.4
95	2010/09/12 06:23:40	0.625	52.7	9.1
96	2010/09/12 06:23:42	0.750	51.5	7.7
97	2010/09/12 06:23:44	0.625	54.1	8.7
98	2010/09/12 06:23:45	0.750	54.7	8.7
99	2010/09/12 06:24:34	0.750	50.4	9.8
100	2010/09/12 06:24:35	0.625	57.2	10.6
101	2010/09/12 06:25:13	0.625	54.1	9.3
102	2010/09/12 06:25:33	0.750	51.8	9.9
103	2010/09/12 06:25:34	0.750	51.5	8.3
104	2010/09/12 06:25:40	0.750	54.0	9.6

105	2010/09/12 06:25:41	0.750	51.5	7.4
106	2010/09/12 06:26:17	1.000	49.8	8.2
107	2010/09/12 06:26:29	0.875	54.1	8.1
108	2010/09/12 06:26:41	0.625	54.9	9.1
109	2010/09/12 06:26:43	1.000	48.5	7.3
110	2010/09/12 06:27:06	0.625	56.9	9.9
111	2010/09/12 06:27:07	0.625	55.5	8.9
112	2010/09/12 06:27:22	0.750	51.3	8.8
113	2010/09/12 06:27:27	0.750	52.5	9.7
114	2010/09/12 06:27:30	0.750	50.0	9.5
115	2010/09/12 06:27:37	0.750	49.1	9.9
116	2010/09/12 06:27:37	0.750	52.7	9.6
117	2010/09/12 06:27:46	0.750	49.2	10.0
118	2010/09/12 06:30:31	0.875	46.8	7.8
119	2010/09/12 06:30:36	1.000	48.5	7.6
120	2010/09/12 06:30:54	0.750	51.3	10.3
121	2010/09/12 06:32:05	0.875	49.1	8.1
122	2010/09/12 06:32:13	0.875	49.5	8.3
123	2010/09/12 06:32:22	1.000	51.4	9.8
124	2010/09/12 06:35:22	0.750	53.6	8.3
125	2010/09/12 06:35:42	0.875	53.9	9.0
126	2010/09/12 06:36:12	0.625	58.2	9.5
127	2010/09/12 06:36:24	1.000	52.0	7.2
128	2010/09/12 06:36:26	0.625	54.2	9.3
129	2010/09/12 06:36:37	0.875	51.4	7.3
130	2010/09/12 06:36:39	0.625	55.6	9.2
131	2010/09/12 06:36:47	0.625	53.9	10.3
132	2010/09/12 06:36:49	0.625	57.0	9.8
133	2010/09/12 06:36:50	0.625	60.4	10.4
134	2010/09/12 06:36:51	0.625	58.7	9.1
135	2010/09/12 06:36:53	0.625	59.0	9.8
136	2010/09/12 06:36:54	0.625	59.8	9.8
137	2010/09/12 06:36:58	0.750	50.0	10.4
138	2010/09/12 06:37:01	0.750	51.5	9.5
139	2010/09/12 06:37:02	0.625	49.9	7.8
140	2010/09/12 06:37:05	0.750	48.6	9.2
141	2010/09/12 06:37:06	0.625	51.3	9.6
142	2010/09/12 06:37:07	0.625	52.2	9.6
143	2010/09/12 06:37:10	0.625	50.8	9.8
144	2010/09/12 06:37:11	0.625	52.0	9.3
145	2010/09/12 06:37:12	0.750	52.2	7.6
146	2010/09/12 06:37:14	1.000	50.7	8.2
147	2010/09/12 06:37:19	0.750	52.1	9.0
148	2010/09/12 06:41:52	0.750	56.2	9.6
149	2010/09/12 06:42:02	0.750	51.1	7.5
150	2010/09/12 06:42:20	0.750	54.1	9.5
151	2010/09/12 06:42:22	1.000	53.9	8.5
152	2010/09/12 06:42:44	0.875	51.0	8.2

153	2010/09/12 06:42:50	1.000	50.3	7.3
154	2010/09/12 06:42:51	0.875	52.4	9.1
155	2010/09/12 06:42:58	0.750	55.7	8.7
156	2010/09/12 06:42:59	0.750	53.8	7.3
157	2010/09/12 06:43:00	0.750	55.0	8.7
158	2010/09/12 06:43:02	0.625	58.1	9.0
159	2010/09/12 06:43:22	0.750	55.9	9.7
160	2010/09/12 06:43:23	0.625	54.6	7.9
161	2010/09/12 06:43:24	0.625	55.4	8.1
162	2010/09/12 06:43:25	0.750	55.3	7.7
163	2010/09/12 06:43:26	0.750	53.7	7.8
164	2010/09/12 06:43:27	0.750	53.2	7.0
165	2010/09/12 06:43:28	0.750	54.6	8.6
166	2010/09/12 06:43:31	0.750	53.2	9.3
167	2010/09/12 06:43:32	0.750	53.5	8.4
168	2010/09/12 06:43:33	0.875	52.6	7.0
169	2010/09/12 06:43:37	0.750	51.7	8.8
170	2010/09/12 06:43:39	0.750	50.0	7.4
171	2010/09/12 06:44:46	0.625	51.0	9.0
172	2010/09/12 06:44:47	0.625	54.0	9.9
173	2010/09/12 06:44:48	0.625	55.9	9.3
174	2010/09/12 06:44:52	0.750	51.3	8.2
175	2010/09/12 06:44:55	1.000	52.4	7.6
176	2010/09/12 06:44:56	0.750	49.3	6.3
177	2010/09/12 06:44:57	0.750	49.4	7.2
178	2010/09/12 06:45:00	0.750	50.7	9.2
179	2010/09/12 06:45:01	0.750	54.0	8.7
180	2010/09/12 06:45:08	1.000	52.2	9.9
181	2010/09/12 06:45:09	0.750	51.6	7.8
182	2010/09/12 06:45:10	0.750	50.4	6.9
183	2010/09/12 06:45:17	0.875	53.4	9.4
184	2010/09/12 06:45:18	0.875	51.7	7.4
185	2010/09/12 06:45:19	0.875	52.5	7.5
186	2010/09/12 06:45:59	0.625	57.6	10.0
187	2010/09/12 06:46:00	0.625	56.1	7.8
188	2010/09/12 06:46:10	0.750	50.7	9.5
189	2010/09/12 06:46:20	0.750	51.2	8.9
190	2010/09/12 06:46:27	0.750	55.1	9.7
191	2010/09/12 06:46:29	0.750	52.5	7.0
192	2010/09/12 06:46:34	0.750	51.7	9.1
193	2010/09/12 06:46:36	1.000	47.1	6.4
194	2010/09/12 06:46:51	1.000	52.3	9.2
195	2010/09/12 06:46:53	0.750	49.9	7.8
196	2010/09/12 06:47:00	1.000	51.0	8.5
197	2010/09/12 06:47:01	0.750	51.2	7.8
198	2010/09/12 06:47:02	0.750	54.6	8.4
199	2010/09/12 06:47:05	0.750	51.8	8.8
200	2010/09/12 06:47:06	0.750	50.9	8.2

201	2010/09/12 06:49:19	0.750	54.5	8.7
202	2010/09/12 06:49:35	1.000	52.1	8.3
203	2010/09/12 06:49:37	0.875	49.6	7.3
204	2010/09/12 06:49:41	0.750	51.9	8.6
205	2010/09/12 06:50:00	0.750	55.2	8.3
206	2010/09/12 06:50:01	1.000	53.7	7.2
207	2010/09/12 06:50:03	0.750	51.8	7.5
208	2010/09/12 06:50:35	0.750	52.1	9.9
209	2010/09/12 06:50:36	0.750	52.1	8.0
210	2010/09/12 06:50:44	0.875	52.3	6.4
211	2010/09/12 06:50:52	0.750	52.8	9.6
212	2010/09/12 06:50:54	1.000	47.3	7.3
213	2010/09/12 06:50:58	0.875	54.3	9.7
214	2010/09/12 06:50:59	0.625	52.0	8.2
215	2010/09/12 06:51:02	0.625	55.4	10.1
216	2010/09/12 06:51:04	0.750	51.8	8.8
217	2010/09/12 06:51:04	0.625	53.3	8.3
218	2010/09/12 06:51:05	0.750	54.5	7.4
219	2010/09/12 06:51:06	0.625	54.7	7.1
220	2010/09/12 06:51:07	0.750	56.0	7.6
221	2010/09/12 06:51:30	0.625	52.0	9.6
222	2010/09/12 06:51:31	0.750	49.9	7.5
223	2010/09/12 06:51:32	0.625	51.2	8.2
224	2010/09/12 06:51:33	0.625	51.0	7.3
225	2010/09/12 06:51:38	0.625	51.8	9.9
226	2010/09/12 06:51:39	0.625	52.7	9.1
227	2010/09/12 06:51:40	0.750	52.4	8.5
228	2010/09/12 06:51:41	0.750	51.6	7.7
229	2010/09/12 06:51:45	0.750	53.0	10.7
230	2010/09/12 06:53:27	0.875	51.3	8.6
231	2010/09/12 06:53:29	0.625	51.5	8.7
232	2010/09/12 06:53:30	0.750	53.9	9.2
233	2010/09/12 06:53:32	0.625	54.3	9.7
234	2010/09/12 06:53:32	0.750	53.7	8.1
235	2010/09/12 06:54:01	0.625	55.5	11.1
236	2010/09/12 06:54:02	0.625	53.9	8.4
237	2010/09/12 06:54:03	0.750	56.9	8.7
238	2010/09/12 06:54:04	0.625	57.0	8.5
239	2010/09/12 06:54:08	0.750	49.1	9.2
240	2010/09/12 06:54:16	0.875	48.8	8.0
241	2010/09/12 06:54:16	0.750	49.4	7.1
242	2010/09/12 06:54:27	1.000	48.6	6.6
243	2010/09/12 06:54:36	0.625	50.1	9.3
244	2010/09/12 06:54:47	0.875	51.0	8.6
245	2010/09/12 06:54:58	0.750	52.2	10.2
246	2010/09/12 06:55:01	0.875	47.7	6.1
247	2010/09/12 06:55:06	0.875	57.7	9.8
248	2010/09/12 06:55:10	0.875	51.8	8.9

249	2010/09/12 06:55:12	0.750	51.8	8.4
250	2010/09/12 06:55:13	0.625	54.0	9.0
251	2010/09/12 06:55:14	0.875	52.1	6.9
252	2010/09/12 06:55:54	1.000	50.4	8.6
253	2010/09/12 06:58:02	0.750	52.4	10.3
254	2010/09/12 06:58:03	0.750	53.5	8.8
255	2010/09/12 06:58:05	0.750	50.3	7.6
256	2010/09/12 07:01:19	0.750	53.2	9.7
257	2010/09/12 07:02:29	1.000	55.5	6.7
258	2010/09/12 07:02:32	0.750	52.6	8.4
259	2010/09/12 07:02:35	0.625	56.5	9.5
260	2010/09/12 07:02:38	1.000	54.4	8.4
261	2010/09/12 07:02:53	0.625	57.2	10.0
262	2010/09/12 07:02:54	0.625	51.9	8.9
263	2010/09/12 07:04:04	0.750	51.3	9.8
264	2010/09/12 07:05:03	0.625	50.1	8.9
265	2010/09/12 07:05:09	0.625	53.4	10.6
266	2010/09/12 07:05:10	0.625	54.8	9.8
267	2010/09/12 07:06:13	0.625	56.3	9.9
268	2010/09/12 07:06:19	0.875	52.2	9.1
269	2010/09/12 07:06:21	0.625	54.5	10.4
270	2010/09/12 07:07:24	0.875	53.3	7.5
271	2010/09/12 07:11:05	1.000	53.0	7.0
272	2010/09/12 07:11:07	0.750	55.2	9.9
273	2010/09/12 07:15:58	0.625	58.3	9.7
274	2010/09/12 07:16:03	0.625	66.6	12.7
275	2010/09/12 07:16:06	1.000	54.4	11.1
276	2010/09/12 07:16:36	0.625	73.1	12.2
277	2010/09/12 07:16:45	0.625	73.0	12.6
278	2010/09/12 07:16:47	0.875	59.0	13.8
279	2010/09/12 07:16:52	0.875	53.5	7.7
280	2010/09/12 07:16:56	0.875	53.9	7.7
281	2010/09/12 07:16:58	0.750	56.2	6.4
282	2010/09/12 07:17:11	0.875	61.0	8.1
283	2010/09/12 07:17:13	0.875	58.1	6.6
284	2010/09/12 07:17:55	0.750	57.6	10.0
285	2010/09/12 07:17:58	0.625	64.1	11.8
286	2010/09/12 07:18:46	0.625	63.7	11.3
287	2010/09/12 07:21:10	0.875	62.9	11.1
288	2010/09/12 07:21:13	0.625	64.9	10.9
289	2010/09/12 07:22:17	0.625	71.2	11.9
290	2010/09/12 07:22:31	0.625	70.4	11.9
291	2010/09/12 07:33:23	0.875	53.1	7.5
292	2010/09/12 07:33:47	0.750	53.6	9.3
293	2010/09/12 07:42:49	0.625	52.5	11.3
294	2010/09/12 07:50:08	0.750	58.1	9.2
295	2010/09/12 07:50:13	0.625	67.3	11.5
296	2010/09/12 07:50:25	0.750	51.1	9.7

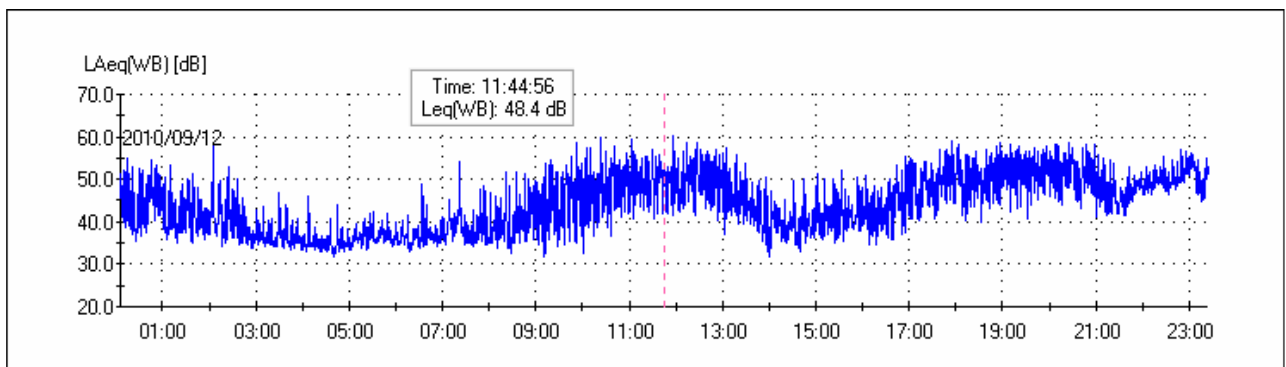
297	2010/09/12 07:56:48	0.625	62.7	11.9
298	2010/09/12 07:58:13	0.625	61.9	11.0
299	2010/09/12 07:58:15	0.875	52.5	10.7
300	2010/09/12 07:58:34	1.000	62.6	11.6
301	2010/09/12 07:58:51	0.625	67.7	11.4
302	2010/09/12 07:59:16	0.750	48.4	7.4
303	2010/09/12 08:03:43	0.875	50.5	9.0
304	2010/09/12 08:04:20	1.000	48.1	8.2
305	2010/09/12 08:04:30	1.000	46.8	8.1
306	2010/09/12 08:20:06	1.000	48.0	9.6
307	2010/09/12 08:28:13	1.000	46.8	11.2
308	2010/09/12 08:33:26	0.750	53.5	8.1
309	2010/09/12 08:33:29	0.750	55.4	9.7
310	2010/09/12 08:33:30	0.750	56.9	8.6
311	2010/09/12 08:33:32	0.750	55.5	8.6
312	2010/09/12 08:33:37	0.625	56.8	9.6
313	2010/09/12 08:33:38	0.625	56.6	9.0
314	2010/09/12 08:33:41	0.750	53.9	9.6
315	2010/09/12 08:33:43	0.750	54.0	8.6
316	2010/09/12 08:48:38	0.750	58.1	8.7
317	2010/09/12 08:49:19	0.750	60.4	10.3
318	2010/09/12 08:50:20	0.875	56.1	8.7
319	2010/09/12 08:50:23	0.750	53.2	6.8
320	2010/09/12 09:11:48	0.625	50.0	11.1
321	2010/09/12 10:10:07	0.875	76.7	6.1
322	2010/09/12 10:47:04	0.750	58.9	7.1
323	2010/09/12 10:47:09	0.625	59.1	9.5
324	2010/09/12 11:12:47	0.875	57.3	8.6
325	2010/09/12 14:08:19	0.875	56.4	10.8
326	2010/09/12 14:50:14	0.625	56.7	12.4
327	2010/09/12 15:04:20	0.750	55.9	12.5
328	2010/09/12 15:13:11	0.875	52.9	9.2
329	2010/09/12 15:30:52	1.000	62.3	9.6
330	2010/09/12 15:39:01	0.625	57.6	12.6
331	2010/09/12 15:45:26	0.750	55.3	10.2
332	2010/09/12 16:08:22	0.875	62.1	6.6
333	2010/09/12 16:38:03	0.750	52.0	7.6
334	2010/09/12 16:38:56	0.875	60.4	7.3
335	2010/09/12 17:09:40	1.000	60.7	10.0
336	2010/09/12 17:11:27	0.625	68.4	10.7
337	2010/09/12 17:11:30	0.625	58.6	10.8
338	2010/09/12 18:55:07	0.750	87.4	7.2
339	2010/09/12 19:46:30	0.750	65.8	10.0
340	2010/09/12 20:44:48	0.750	69.3	10.6
341	2010/09/12 21:23:03	0.750	62.8	9.6
342	2010/09/12 21:23:19	0.625	60.5	10.5
343	2010/09/12 21:25:14	0.750	64.6	8.7
344	2010/09/12 21:25:45	0.750	69.9	9.8

345	2010/09/12 21:26:34	0.750	63.2	8.1
346	2010/09/12 21:26:44	1.000	59.7	9.5
347	2010/09/12 21:57:34	0.625	65.6	10.4
348	2010/09/12 21:59:26	0.625	75.4	13.8
349	2010/09/12 22:01:41	0.500	67.0	12.7
350	2010/09/12 22:03:28	0.750	61.6	11.9
351	2010/09/12 22:07:41	0.625	71.2	12.5
352	2010/09/12 22:30:56	1.000	64.9	9.3
353	2010/09/12 22:30:59	0.625	64.0	11.4
354	2010/09/12 23:23:26	0.625	73.1	9.8

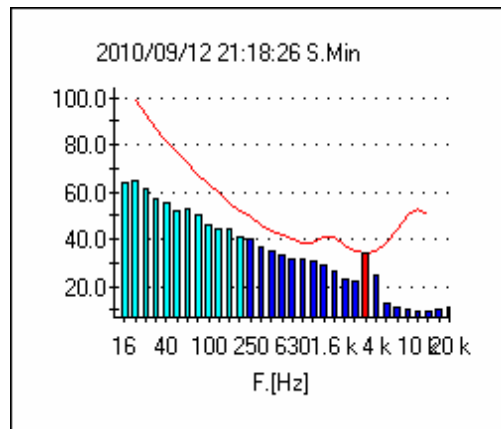
Al fine di individuare la presenza di Componenti Tonalì (CT) nel rumore, si effettua un'analisi spettrale per bande normalizzate di 1/3 di ottava. Si considerano esclusivamente le CT aventi carattere stazionario nel tempo ed in frequenza.

L'analisi è stata svolta nell'intervallo di frequenza compreso tra 20 Hz e 20 KHz.

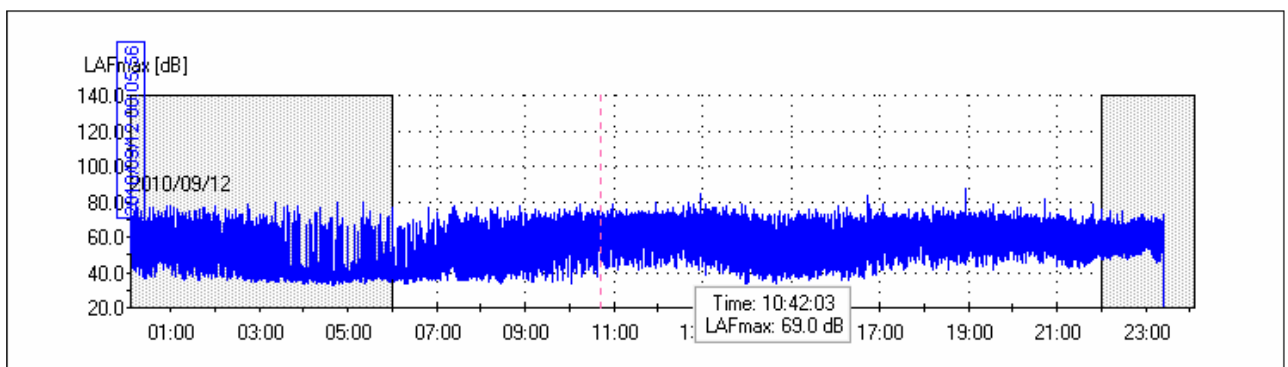
Si è in presenza di una CT se il livello minimo di una banda supera i livelli minimi delle bande adiacenti per almeno 5 dB.



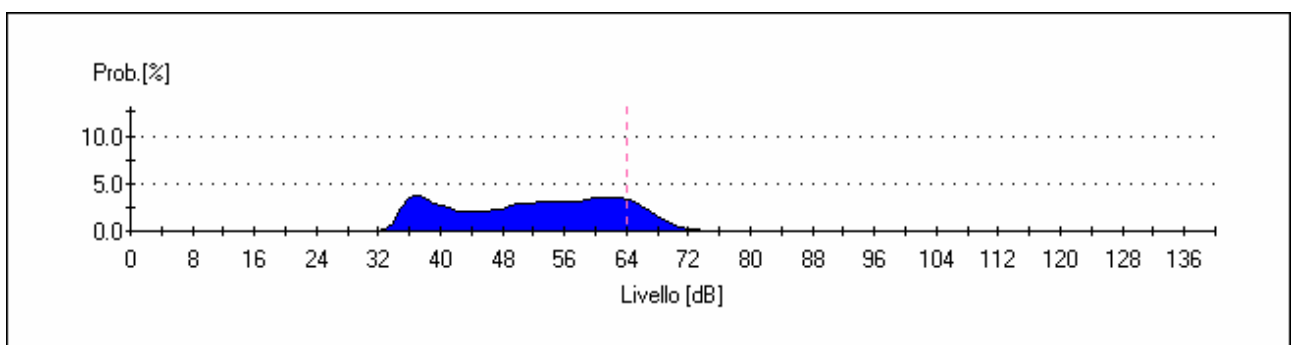
SOGLIE PENALIZZAZIONE	
Persistenza BF	5%
Persistenza AF	5%
TONALI [Hz]	PERSIST [%]
Freq: 250	0.0
Freq: 315	0.0
Freq: 400	0.0
Freq: 500	0.1
Freq: 630	0.0
Freq: 800	0.2
Freq: 1 k	0.0
Freq: 2 k	0.0
Freq: 3.15 k	6.7
Freq: 4 k	0.0
Freq: 5 k	0.0
PENALIZZAZIONI	
Penalizzazione BF: No	
Penalizzazione AF: 3dB	



IL GRAFICO DEL CLIMA ACUSTICO GIORNALIERO



DISTRIBUTIVA



CUMULATIVA

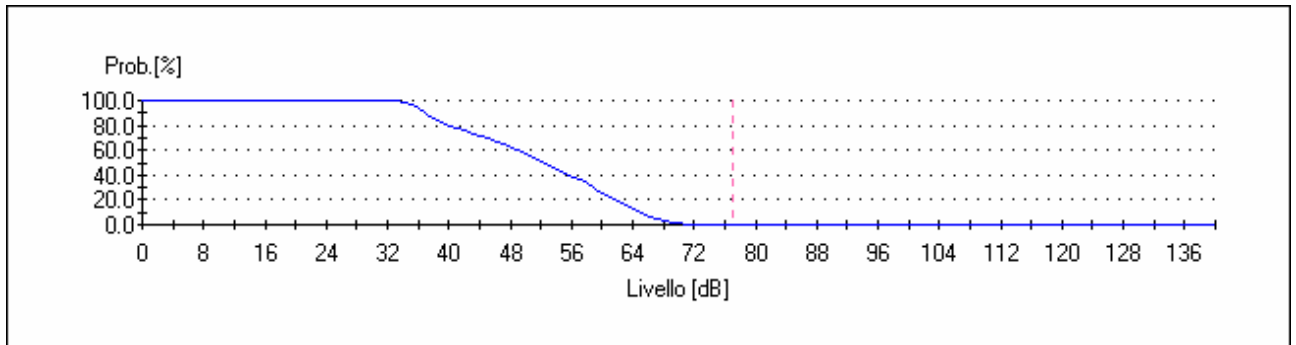
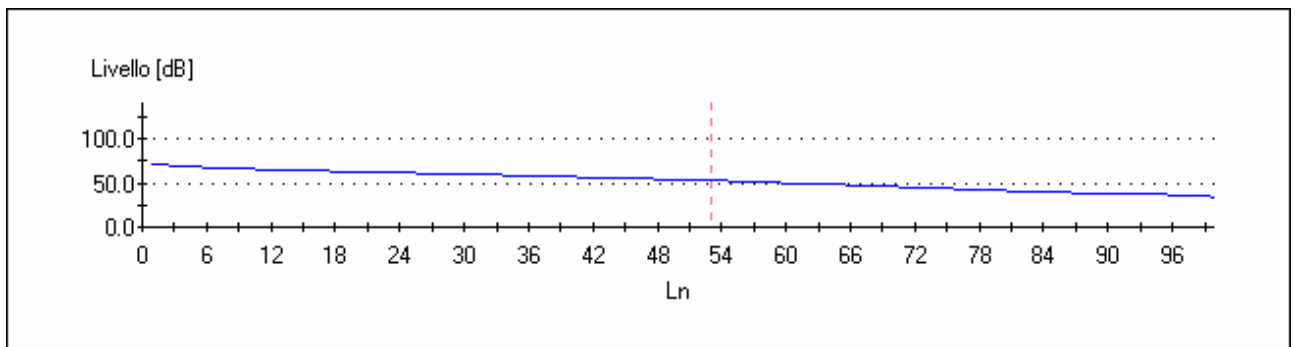


GRAFICO PERCENTILI



Livelli statistici L1, L5, L10, L50, L90, L95, L99; nelle 24 ore

Percentile	Leq.[dB]
0	71.0
1	71.0
2	69.0
3	68.5
4	68.0
5	67.5
6	67.0
7	66.5
8	66.0
9	65.7
10	65.3
11	65.0

12	64.8
13	64.5
14	64.3
15	64.0
16	63.7
17	63.3
18	63.0
19	62.8
20	62.5
21	62.3
22	62.0
23	61.7
24	61.3
25	61.0
26	60.8
27	60.5
28	60.3
29	60.0
30	59.7
31	59.3
32	59.0
33	58.7
34	58.3
35	58.0
36	57.7
37	57.3
38	57.0
39	56.7
40	56.3
41	56.0
42	55.7
43	55.3
44	55.0
45	54.8

46	54.5
47	54.3
48	54.0
49	53.7
50	53.3
51	53.0
52	52.7
53	52.3
54	52.0
55	51.7
56	51.3
57	51.0
58	50.5
59	50.0
60	49.7
61	49.3
62	49.0
63	48.5
64	48.0
65	47.7
66	47.3
67	47.0
68	46.5
69	46.0
70	45.5
71	45.0
72	44.5
73	44.0
74	43.5
75	43.0
76	42.5
77	42.0
78	41.7
79	41.3

80	41.0
81	40.5
82	40.0
83	39.7
84	39.3
85	39.0
86	38.8
87	38.5
88	38.3
89	38.0
90	37.8
91	37.5
92	37.3
93	37.0
94	36.7
95	36.3
96	36.0
97	35.5
98	35.0
99	34.0

LIVELLI PERCENTILI DIURNI

Percentile	Leq.[dB]
0	71.0
1	71.0
2	70.0
3	69.0
4	68.5
5	68.0
6	67.7
7	67.3
8	67.0
9	66.7

10	66.3
11	66.0
12	65.8
13	65.5
14	65.3
15	65.0
16	64.8
17	64.5
18	64.3
19	64.0
20	63.8
21	63.5
22	63.3
23	63.0
24	62.8
25	62.5
26	62.3
27	62.0
28	61.8
29	61.5
30	61.3
31	61.0
32	60.8
33	60.5
34	60.3
35	60.0
36	59.8
37	59.5
38	59.3
39	59.0
40	58.7
41	58.3
42	58.0
43	57.8

44	57.5
45	57.3
46	57.0
47	56.7
48	56.3
49	56.0
50	55.7
51	55.3
52	55.0
53	54.7
54	54.3
55	54.0
56	53.7
57	53.3
58	53.0
59	52.7
60	52.3
61	52.0
62	51.7
63	51.3
64	51.0
65	50.7
66	50.3
67	50.0
68	49.7
69	49.3
70	49.0
71	48.5
72	48.0
73	47.5
74	47.0
75	46.7
76	46.3
77	46.0

78	45.5
79	45.0
80	44.5
81	44.0
82	43.5
83	43.0
84	42.5
85	42.0
86	41.7
87	41.3
88	41.0
89	40.5
90	40.0
91	39.5
92	39.0
93	38.5
94	38.0
95	37.5
96	37.0
97	36.5
98	36.0
99	35.0

LIVELLI PERCENTILI NOTTURNI

Percentile	Leq.[dB]
0	69.0
1	69.0
2	67.0
3	66.0
4	65.5
5	65.0
6	64.0
7	63.5

8	63.0
9	62.5
10	62.0
11	61.7
12	61.3
13	61.0
14	60.5
15	60.0
16	59.5
17	59.0
18	58.7
19	58.3
20	58.0
21	57.5
22	57.0
23	56.7
24	56.3
25	56.0
26	55.7
27	55.3
28	55.0
29	54.7
30	54.3
31	54.0
32	53.7
33	53.3
34	53.0
35	52.7
36	52.3
37	52.0
38	51.7
39	51.3
40	51.0
41	50.7

42	50.3
43	50.0
44	49.5
45	49.0
46	48.5
47	48.0
48	47.5
49	47.0
50	46.5
51	46.0
52	45.5
53	45.0
54	44.5
55	44.0
56	43.5
57	43.0
58	42.5
59	42.0
60	41.7
61	41.3
62	41.0
63	40.8
64	40.5
65	40.3
66	40.0
67	39.8
68	39.5
69	39.3
70	39.0
71	38.9
72	38.7
73	38.6
74	38.4
75	38.3

76	38.1
77	38.0
78	37.9
79	37.7
80	37.6
81	37.4
82	37.3
83	37.1
84	37.0
85	36.9
86	36.8
87	36.6
88	36.5
89	36.4
90	36.3
91	36.1
92	36.0
93	35.8
94	35.6
95	35.4
96	35.2
97	35.0
98	34.5
99	34.0

LIVELLI DI IMPULS- FAST E SLOW

MAX NELLE 24 ORE		
LAIp [dB]	LASp [dB]	LAFp [dB]
88.8	76.7	84.4
81	77.2	80
81.4	78.3	79.8
85.2	82	84.7
88.4	81.2	87.4
80.4	75.6	78.5
88.8	82	87.4

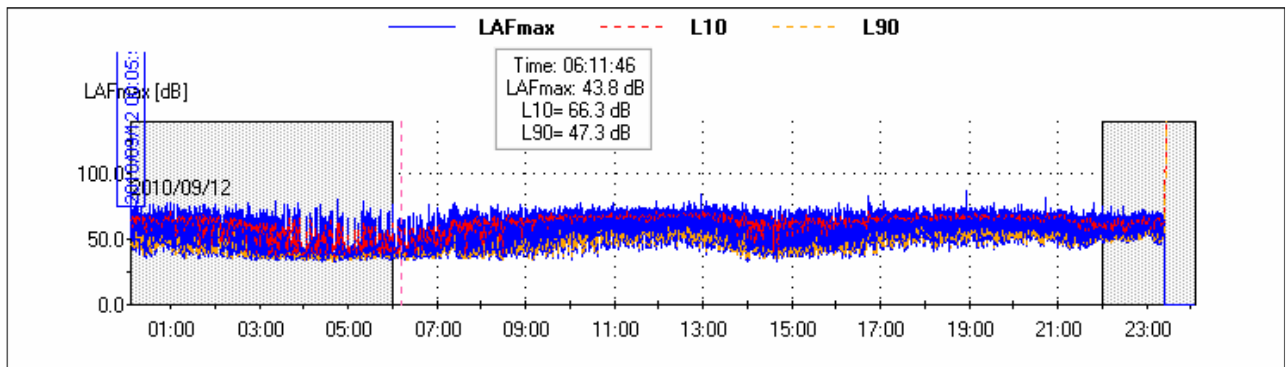
LIVELLI di Impuls – fast – slow massimi nelle 16 ore diurne

LIVELLI DI IMPULS- FAST E SLOW MAX DIURNI		
LAIp [dB]	LASp [dB]	LAFp [dB]
78.1	75	77.4
81.4	78.3	79.8
85.2	82	84.7
88.4	81.2	87.4
80.4	75.6	78.5
88.4	82	87.4

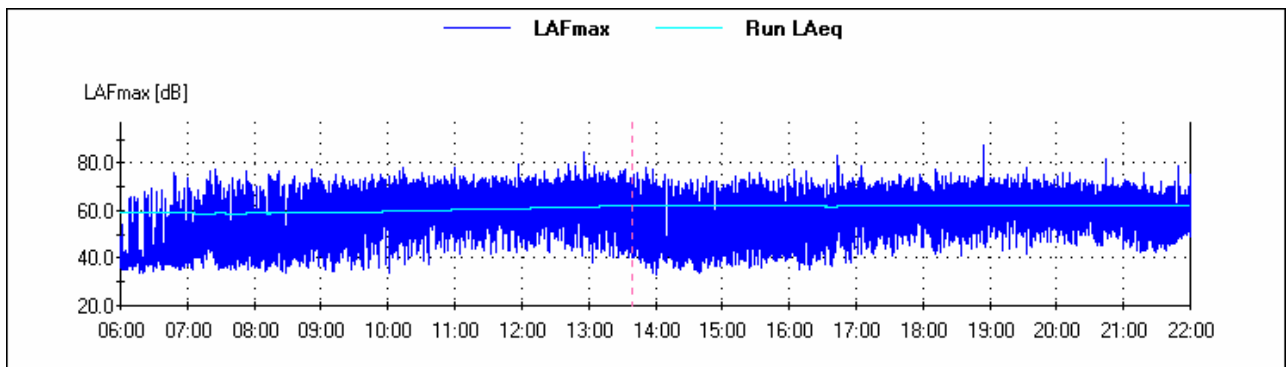
LIVELLI di Impuls – fast – slow massimi nelle 8 ore notturni

LIVELLI DI IMPULS- FAST E SLOW MAX NOTTURNI		
LAIp [dB]	LASp [dB]	LAFp [dB]
88.8	76.7	84.4
81	77.2	80
76	73	75.1
88.8	77.2	84.4

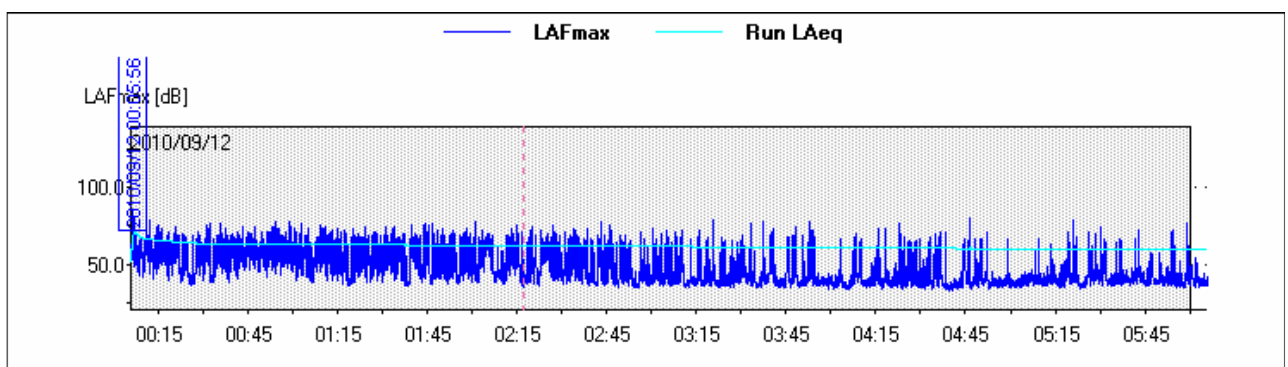
TIME HISTORY L10 – L90



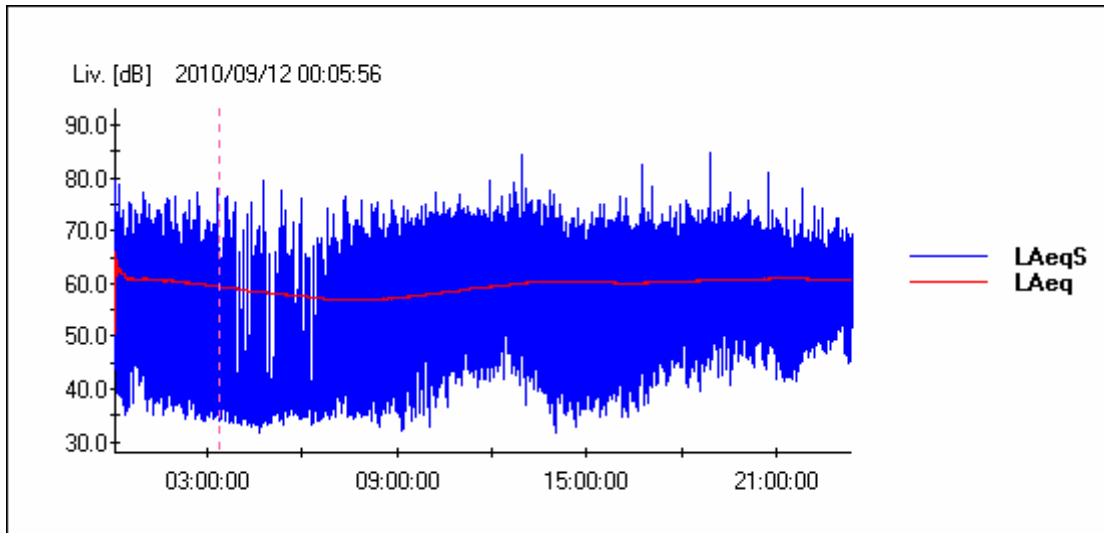
RUNNING Leq DIURNO



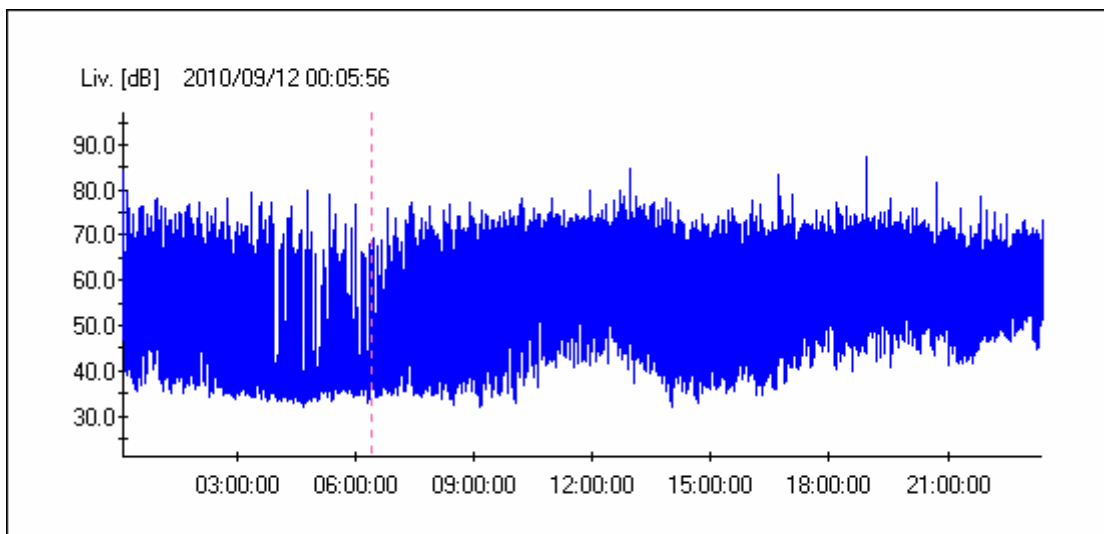
RUNNING Leq NOTTURNO



LA TIME HISTORY LIVELLO EQUIVALENTE PONDERATO "A"



LA TIME HISTORY LIVELLO PRESSIONE SONORA PONDERATA "A"



Punto	Ricettore	Indirizzo
	R_S_PAN 1-2	PANOR. DELLO STRETTO
Descrizione del punto di misura/ricettore		
<p align="center"><i>L'asta estensibile con il microfono posto all'altezza di mt. 4,00 dal piano di campagna è stata collocata sull'aiuola adiacente l'ingresso al complesso residenziale "Belvedere"</i></p>		

Caratterizzazione del punto di misura/ricettore		
Zonizzazione acustica e limiti diurni/notturni		
<input type="checkbox"/>	Classe I	50 / 40 dB(a)
<input type="checkbox"/>	Classe II	55 / 45 dB(a)
<input checked="" type="checkbox"/>	Classe III	60 / 50 dB(a)
<input type="checkbox"/>	Classe IV	65 / 55 dB(a)
<input type="checkbox"/>	Classe V	70 / 60 dB(a)
<input type="checkbox"/>	Classe VI	70 / 70 dB(a)
Caratterizzazione delle sorgenti di rumore		
Tipologia	<input checked="" type="checkbox"/>	Traffico stradale
	<input type="checkbox"/>	Traffico ferroviario
	<input type="checkbox"/>	Cantiere
	<input type="checkbox"/>	Altro
Descrizione		
Strumentazione adottata		
Fonometro modello HD 2110 Classe 1, numero di serie 10060132243, - preamplificatore HD 2110 P, - microfono MK 221, numero di serie 34208 - Calibratore HD 2020 Classe 1 090 29825		
Punto	Ricettore	Indirizzo

R_S_PAN 1-2

PANOR. DELLO STRETTO

Sintesi misure (ante e post mascheramenti eventi anomali o sorgenti regolamentate da DPR)

Periodo	TR	Data	L _{AeqTR} [dBA]	K _I [dBA]	K _T [dBA]	K _B [dBA]	L _{AeqTRC} [dBA]	L _{lim} [dBA]
Giorno	6-22h	12/09/10	84.6	0	0		84.6	60
Notte	22-6h	12/09/10	77.3	0	0	0	77.3	50

RISULTATI MISURE

Codice misura	R_S_PAN 1-2
Data inizio	12/09/2010
Ora inizio	23.31.12
Note	

Parametri		24 ore	Giorno (T _R = 6/22)	Notte (T _R = 22/6)
LAeqTR	[dBA]	83.2	84.6	77.3
L1	[dBA]	95.0	96.0	87.0
L5	[dBA]	89.0	90.5	76.0
L10	[dBA]	84.0	87.0	72.5
L50	[dBA]	64.0	68.3	54.4
L90	[dBA]	51.5	57.5	48.7
L95	[dBA]	49.3	56.0	47.8
L99	[dBA]	47.0	53.0	46.0
Llmax	[dBA]	115.7	115.7	112.2
LFmax	[dBA]	113.1	113.1	110.3
LSmax	[dBA]	107.5	107.5	105.9
KI	[dBA]	0	0	0
KT	[dBA]	0	0	0
KB	[dBA]	0	0	0
L _{AeqTRC}		83.2	84.6	77.3

Note:

Punto	Ricettore	Indirizzo
-------	-----------	-----------

R_S_PAN 1-2

PANOR. DELLO STRETTO

Sorgente stradale: _____

	6/9h	9/14h	14/19h	19/22h	Media	22/2h	2/6 h	Media
Veic. Leggeri / 10'	46	72	61	55	58.5	29	3	16
Veic. Pesanti / 10'	5	8	6	5	6	2	1	1.5
Motocicli / 10'	4	6	7	5	5.5	1	1	1
	6/9h	9/14h	14/19h	19/22h	Media	22/2h	2/6 h	Media
Condizioni cielo	SERENO	SERENO	SERENO	SERENO		SERENO	SERENO	
Temperatura	19.4	27	29.6	25	25.25	22.4	19.6	21
Umidità relativa	66	75	76	68	71.25	65	58	61.5
Velocità vento	2.2	3.1	2.5	1.8	2.4	1.5	2.3	1.9
Direzione vento	W	W	NNW	NNW		NNW	NNW	

Fotografia del punto di misura



Punto

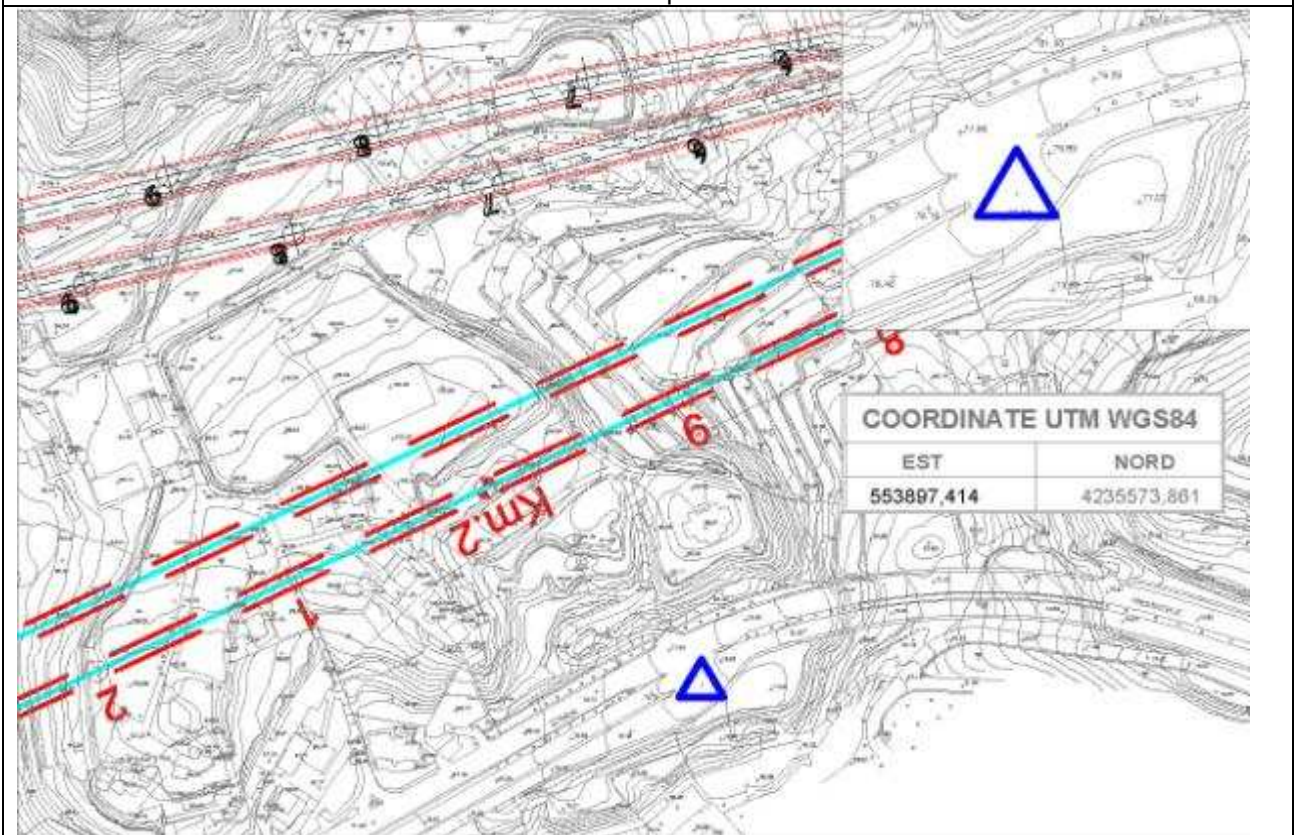
Ricettore

Indirizzo

R_S_PAN 1-2

PANOR. DELLO STRETTO

Localizzazione planimetrica



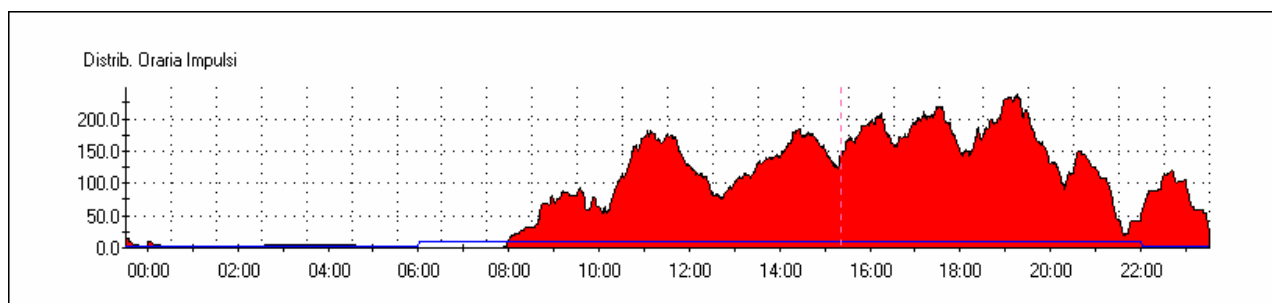
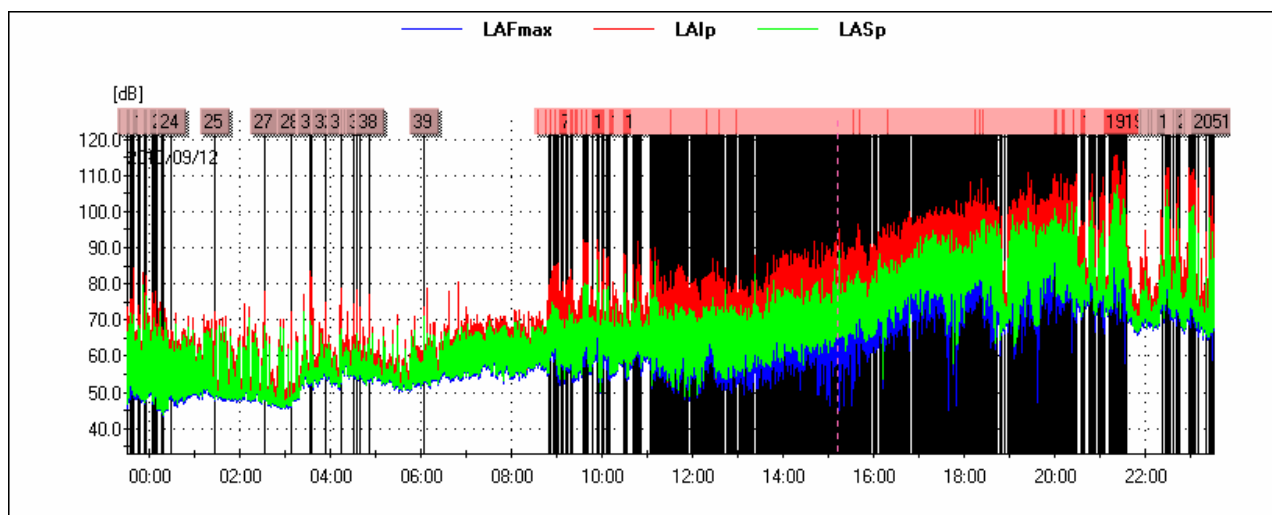
DATA	Tecnico competente: Studio tecnico ing. Giovanni Chiovetta	
	geom. Antonino Campione	Ing. Giovanni Chiovetta

RICONOSCIMENTO COMPONENTI IMPULSIVE

Il rumore presenta Componenti Impulsive (CI) quando sono verificate le condizioni seguenti:

- ripetitività di n° eventi impulsivi (n°10/ora di giorno e n°2/ora di notte);
- differenza tra LAImax e LASmax superiore a 6 dB;
- durata dell'evento a -10 dB dal valore LAFmax inferiore a 1 s.

La ripetitività viene dimostrata mediante registrazione grafica del livello di pressione sonora ponderato A fast effettuata durante il tempo di misura TM.



Lista degli impulsi nelle 24 ore

Ev	Inizio	Durata LAFmax-10dB[s]	LAFmax[dB]	LAImax - LASmax [dB]
1	2010/09/12 23:31:59	0.875	71.8	8.1
2	2010/09/12 23:34:37	0.625	63.2	9.4
3	2010/09/12 23:34:38	0.875	61.0	9.0
4	2010/09/12 23:34:44	0.875	70.1	7.4
5	2010/09/12 23:37:07	0.500	71.8	12.2
6	2010/09/12 23:37:10	0.750	68.8	12.1
7	2010/09/12 23:37:24	0.750	69.2	9.9

8	2010/09/12 23:38:43	0.750	71.8	11.7
9	2010/09/12 23:39:37	0.750	74.9	12.0
10	2010/09/12 23:44:42	0.750	65.4	10.8
11	2010/09/12 23:45:42	0.625	69.9	11.9
12	2010/09/12 23:47:51	0.875	59.7	8.8
13	2010/09/12 23:54:14	0.500	72.7	13.4
14	2010/09/12 23:54:27	0.875	61.4	8.6
15	2010/09/12 23:55:31	0.625	69.5	11.4
16	2010/09/13 00:04:37	0.625	64.1	11.4
17	2010/09/13 00:05:00	0.625	72.6	11.7
18	2010/09/13 00:06:52	0.750	64.1	9.8
19	2010/09/13 00:08:15	0.750	64.9	10.9
20	2010/09/13 00:11:29	0.625	62.2	11.3
21	2010/09/13 00:16:21	0.750	58.3	10.0
22	2010/09/13 00:17:11	1.000	63.2	10.8
23	2010/09/13 00:19:35	0.750	59.2	10.9
24	2010/09/13 00:29:41	0.750	63.5	10.4
25	2010/09/13 01:26:41	0.625	68.2	12.4
26	2010/09/13 02:33:15	0.875	69.5	9.7
27	2010/09/13 02:34:02	0.625	72.3	12.9
28	2010/09/13 03:08:06	0.500	68.0	10.7
29	2010/09/13 03:33:50	0.625	78.2	13.8
30	2010/09/13 03:34:02	0.625	75.5	13.1
31	2010/09/13 03:34:20	0.625	77.0	13.1
32	2010/09/13 03:52:59	0.625	70.1	12.7
33	2010/09/13 04:14:31	0.750	75.3	11.3
34	2010/09/13 04:31:01	1.000	69.8	12.2
35	2010/09/13 04:34:33	0.625	74.4	12.1
36	2010/09/13 04:35:02	0.750	72.8	11.6
37	2010/09/13 04:39:51	1.000	69.5	11.3
38	2010/09/13 04:52:40	0.750	72.7	11.9
39	2010/09/13 06:04:14	1.000	68.8	10.8
40	2010/09/13 08:50:17	0.875	75.1	11.9
41	2010/09/13 08:51:15	0.875	73.9	12.0
42	2010/09/13 08:56:15	0.625	80.3	12.6
43	2010/09/13 08:56:50	0.625	79.0	11.3
44	2010/09/13 08:57:05	0.625	77.9	10.7
45	2010/09/13 08:57:29	1.000	77.3	10.0
46	2010/09/13 08:57:33	0.625	77.8	12.4
47	2010/09/13 08:57:39	1.000	79.0	11.3
48	2010/09/13 08:57:41	0.625	78.3	11.4
49	2010/09/13 08:57:50	0.500	80.5	12.2
50	2010/09/13 08:58:18	0.875	75.9	10.3
51	2010/09/13 08:58:37	0.625	78.9	11.5
52	2010/09/13 08:59:04	0.750	79.3	11.8
53	2010/09/13 08:59:45	0.500	80.3	11.6
54	2010/09/13 09:00:02	0.750	71.8	9.2
55	2010/09/13 09:00:13	0.875	73.8	10.5

56	2010/09/13 09:00:35	0.500	80.1	12.8
57	2010/09/13 09:02:07	0.500	81.3	13.0
58	2010/09/13 09:02:17	0.625	74.7	12.7
59	2010/09/13 09:02:22	0.625	67.8	11.9
60	2010/09/13 09:06:56	1.000	71.3	11.2
61	2010/09/13 09:07:33	1.000	76.2	10.8
62	2010/09/13 09:09:23	0.750	73.5	10.9
63	2010/09/13 09:12:51	0.750	73.9	9.2
64	2010/09/13 09:13:33	0.750	76.1	10.4
65	2010/09/13 09:13:52	0.625	77.0	11.6
66	2010/09/13 09:18:29	0.625	79.4	12.5
67	2010/09/13 09:19:03	1.000	73.6	11.1
68	2010/09/13 09:19:40	0.750	78.1	11.5
69	2010/09/13 09:20:32	1.000	69.0	10.5
70	2010/09/13 09:20:57	0.875	69.7	10.7
71	2010/09/13 09:34:29	0.625	81.9	11.3
72	2010/09/13 09:34:30	1.000	81.5	10.7
73	2010/09/13 09:34:40	0.625	74.1	9.5
74	2010/09/13 09:34:46	0.625	87.6	12.9
75	2010/09/13 09:34:47	1.000	80.2	11.5
76	2010/09/13 09:34:54	0.500	86.0	13.1
77	2010/09/13 09:34:54	0.625	84.6	10.4
78	2010/09/13 09:34:56	0.500	87.4	12.5
79	2010/09/13 09:37:09	0.625	82.5	11.2
80	2010/09/13 09:37:10	0.625	83.4	10.9
81	2010/09/13 09:37:12	0.625	83.0	10.4
82	2010/09/13 09:37:14	1.000	81.0	9.7
83	2010/09/13 09:37:20	1.000	85.3	10.3
84	2010/09/13 09:37:23	0.625	77.3	10.4
85	2010/09/13 09:38:58	0.500	84.2	12.6
86	2010/09/13 09:39:00	1.000	78.7	8.3
87	2010/09/13 09:39:01	1.000	75.9	7.4
88	2010/09/13 09:39:06	0.875	79.9	9.4
89	2010/09/13 09:39:11	0.625	82.0	11.3
90	2010/09/13 09:39:12	0.625	85.6	11.4
91	2010/09/13 09:39:22	0.625	79.1	10.2
92	2010/09/13 09:39:25	0.625	81.5	10.8
93	2010/09/13 09:39:31	0.625	78.9	11.4
94	2010/09/13 09:39:38	0.625	81.9	11.7
95	2010/09/13 09:39:41	0.500	85.0	12.7
96	2010/09/13 09:39:41	0.625	82.6	10.8
97	2010/09/13 09:39:42	0.500	83.1	10.4
98	2010/09/13 09:39:44	0.750	74.9	11.8
99	2010/09/13 09:39:47	0.875	80.8	10.5
100	2010/09/13 09:40:00	0.625	85.6	12.0
101	2010/09/13 09:40:07	0.500	81.9	10.4
102	2010/09/13 09:40:16	0.625	76.3	11.2
103	2010/09/13 09:40:22	0.875	86.6	13.4

104	2010/09/13 09:41:38	1.000	75.4	10.0
105	2010/09/13 09:41:40	0.750	86.6	12.5
106	2010/09/13 09:41:42	1.000	84.1	11.4
107	2010/09/13 09:41:43	0.875	85.7	10.9
108	2010/09/13 09:41:50	0.750	86.1	11.9
109	2010/09/13 09:42:00	0.750	85.1	11.7
110	2010/09/13 09:47:03	0.875	76.2	7.2
111	2010/09/13 09:53:40	0.625	85.2	12.8
112	2010/09/13 09:53:53	0.500	86.6	13.1
113	2010/09/13 09:54:04	0.750	79.6	7.3
114	2010/09/13 09:54:21	0.875	85.9	12.7
115	2010/09/13 09:54:22	0.750	81.9	10.4
116	2010/09/13 09:54:26	0.500	82.7	11.0
117	2010/09/13 09:54:31	0.875	79.2	7.8
118	2010/09/13 09:54:33	0.875	87.4	12.0
119	2010/09/13 09:54:36	0.625	82.0	10.2
120	2010/09/13 09:54:42	0.625	81.7	11.3
121	2010/09/13 09:54:52	1.000	76.6	7.9
122	2010/09/13 09:54:59	0.625	82.7	11.2
123	2010/09/13 09:55:02	0.750	84.6	11.5
124	2010/09/13 09:55:09	0.625	79.7	8.9
125	2010/09/13 09:55:41	0.750	73.1	11.0
126	2010/09/13 09:59:25	0.500	75.7	12.3
127	2010/09/13 09:59:40	0.875	77.2	10.2
128	2010/09/13 10:01:15	0.875	85.3	12.5
129	2010/09/13 10:01:16	0.875	78.7	11.1
130	2010/09/13 10:01:18	0.750	72.0	11.7
131	2010/09/13 10:01:40	0.875	81.8	12.6
132	2010/09/13 10:01:45	1.000	73.2	10.3
133	2010/09/13 10:01:55	0.750	80.0	11.8
134	2010/09/13 10:01:58	1.000	74.8	7.9
135	2010/09/13 10:02:09	0.625	82.5	11.7
136	2010/09/13 10:02:12	1.000	84.2	12.4
137	2010/09/13 10:06:22	0.625	76.9	9.9
138	2010/09/13 10:06:57	1.000	80.6	11.5
139	2010/09/13 10:07:02	0.625	75.2	8.2
140	2010/09/13 10:07:14	0.875	79.7	11.3
141	2010/09/13 10:07:17	0.625	72.5	10.6
142	2010/09/13 10:07:20	0.625	73.8	8.3
143	2010/09/13 10:07:24	0.625	76.1	11.4
144	2010/09/13 10:07:32	0.500	82.4	11.0
145	2010/09/13 10:07:44	0.875	82.9	12.4
146	2010/09/13 10:07:49	0.625	73.5	11.2
147	2010/09/13 10:08:14	0.750	77.6	11.2
148	2010/09/13 10:08:40	0.875	79.8	11.0
149	2010/09/13 10:08:48	0.625	79.8	12.7
150	2010/09/13 10:09:05	0.750	77.0	8.8
151	2010/09/13 10:11:01	1.000	71.1	9.8

152	2010/09/13 10:11:05	0.750	67.6	10.3
153	2010/09/13 10:29:45	0.625	81.4	12.3
154	2010/09/13 10:29:51	0.500	84.0	12.7
155	2010/09/13 10:30:01	0.875	77.1	6.7
156	2010/09/13 10:30:02	0.625	80.6	8.3
157	2010/09/13 10:30:07	0.750	78.5	7.9
158	2010/09/13 10:30:12	1.000	79.4	6.9
159	2010/09/13 10:30:15	0.750	82.8	7.0
160	2010/09/13 10:30:48	0.875	83.1	6.1
161	2010/09/13 10:30:52	0.750	84.4	10.9
162	2010/09/13 10:30:56	1.000	77.4	7.8
163	2010/09/13 10:30:58	0.750	77.6	7.9
164	2010/09/13 10:32:43	0.875	74.6	8.8
165	2010/09/13 10:32:46	0.875	74.6	9.0
166	2010/09/13 10:41:40	1.000	81.8	9.4
167	2010/09/13 10:42:24	0.750	74.9	10.5
168	2010/09/13 10:42:38	1.000	71.9	9.4
169	2010/09/13 10:45:15	1.000	76.8	8.2
170	2010/09/13 10:47:32	0.625	80.0	12.2
171	2010/09/13 10:47:36	1.000	84.7	12.9
172	2010/09/13 10:47:39	0.875	77.1	8.7
173	2010/09/13 10:47:40	0.625	84.9	12.2
174	2010/09/13 10:47:41	0.750	86.0	11.6
175	2010/09/13 10:48:06	0.875	83.5	10.2
176	2010/09/13 10:48:07	0.625	83.4	9.8
177	2010/09/13 10:49:00	1.000	73.5	12.1
178	2010/09/13 10:49:14	0.625	78.5	11.0
179	2010/09/13 10:49:15	0.625	78.3	9.7
180	2010/09/13 10:49:17	0.625	78.8	10.3
181	2010/09/13 10:49:19	0.875	79.8	10.3
182	2010/09/13 10:49:28	0.750	81.2	10.3
183	2010/09/13 10:49:30	0.625	81.3	11.3
184	2010/09/13 10:49:36	0.750	76.8	10.9
185	2010/09/13 10:49:40	0.875	79.0	13.1
186	2010/09/13 10:49:42	0.875	76.5	7.5
187	2010/09/13 10:49:49	0.750	75.5	11.3
188	2010/09/13 10:50:07	0.625	79.3	12.2
189	2010/09/13 10:51:03	0.875	70.2	11.3
190	2010/09/13 11:04:16	0.625	83.5	13.3
191	2010/09/13 11:04:17	0.625	85.7	10.9
192	2010/09/13 11:04:21	0.625	80.5	10.9
193	2010/09/13 11:04:30	0.625	80.5	10.3
194	2010/09/13 11:04:32	0.625	78.2	8.8
195	2010/09/13 11:04:35	0.625	70.9	10.0
196	2010/09/13 11:04:37	1.000	81.3	12.2
197	2010/09/13 11:04:56	0.500	82.1	11.0
198	2010/09/13 11:05:24	0.875	81.2	11.1
199	2010/09/13 11:05:57	0.750	72.1	8.7

200	2010/09/13 11:05:58	0.625	70.9	9.0
201	2010/09/13 11:06:03	0.625	72.1	11.1
202	2010/09/13 11:07:37	0.875	71.2	9.4
203	2010/09/13 11:08:13	0.750	70.6	9.1
204	2010/09/13 11:08:39	0.750	76.1	7.7
205	2010/09/13 11:10:12	0.750	81.6	11.9
206	2010/09/13 11:10:16	0.875	73.5	6.1
207	2010/09/13 11:10:37	0.750	73.4	10.4
208	2010/09/13 11:10:39	0.500	70.2	10.3
209	2010/09/13 11:10:57	0.625	80.2	10.4
210	2010/09/13 11:12:30	0.875	75.9	9.3
211	2010/09/13 11:12:33	0.875	79.7	10.1
212	2010/09/13 11:12:38	0.875	70.6	9.9
213	2010/09/13 11:13:20	0.875	72.3	11.2
214	2010/09/13 11:13:31	0.875	78.7	11.4
215	2010/09/13 11:13:38	0.625	71.7	7.4
216	2010/09/13 11:13:42	0.750	74.8	9.8
217	2010/09/13 11:13:47	0.625	79.1	12.2
218	2010/09/13 11:13:53	0.875	75.0	10.9
219	2010/09/13 11:13:55	0.750	77.2	11.6
220	2010/09/13 11:14:11	1.000	75.3	11.2
221	2010/09/13 11:14:13	0.625	80.8	12.0
222	2010/09/13 11:14:23	0.750	74.6	11.2
223	2010/09/13 11:14:37	0.625	82.4	11.6
224	2010/09/13 11:14:40	0.750	79.0	10.4
225	2010/09/13 11:14:58	0.625	75.1	10.0
226	2010/09/13 11:15:06	0.625	68.7	9.9
227	2010/09/13 11:15:07	1.000	70.0	8.2
228	2010/09/13 11:15:11	0.750	69.8	9.3
229	2010/09/13 11:15:11	0.875	76.0	10.1
230	2010/09/13 11:15:35	0.625	80.5	13.0
231	2010/09/13 11:16:50	0.500	72.1	10.7
232	2010/09/13 11:17:02	0.625	74.0	11.0
233	2010/09/13 11:17:26	0.875	73.1	11.5
234	2010/09/13 11:17:29	0.625	71.0	11.2
235	2010/09/13 11:17:33	0.625	74.5	11.7
236	2010/09/13 11:17:46	0.750	67.3	10.7
237	2010/09/13 11:17:49	0.625	69.1	11.0
238	2010/09/13 11:18:11	0.750	74.3	9.5
239	2010/09/13 11:19:04	1.000	76.0	12.0
240	2010/09/13 11:19:18	0.750	70.1	8.8
241	2010/09/13 11:19:25	0.750	74.7	10.1
242	2010/09/13 11:19:26	1.000	78.3	10.8
243	2010/09/13 11:19:37	0.875	69.7	9.1
244	2010/09/13 11:20:42	0.750	68.2	10.4
245	2010/09/13 11:20:46	0.750	67.0	9.9
246	2010/09/13 11:20:51	0.875	67.2	11.1
247	2010/09/13 11:21:33	0.625	68.6	10.5

248	2010/09/13 11:21:40	0.875	73.1	6.9
249	2010/09/13 11:22:00	0.875	79.2	7.9
250	2010/09/13 11:22:29	0.750	69.3	10.2
251	2010/09/13 11:22:55	0.625	75.6	11.3
252	2010/09/13 11:23:22	1.000	74.1	6.5
253	2010/09/13 11:23:29	0.750	76.5	11.5
254	2010/09/13 11:23:42	0.750	76.9	11.2
255	2010/09/13 11:23:45	0.875	77.6	10.7
256	2010/09/13 11:24:01	1.000	74.1	10.7
257	2010/09/13 11:25:03	0.750	71.9	11.9
258	2010/09/13 11:25:42	0.625	72.8	10.7
259	2010/09/13 11:25:57	1.000	75.1	9.6
260	2010/09/13 11:26:16	1.000	65.1	10.5
261	2010/09/13 11:26:21	0.625	69.9	12.0
262	2010/09/13 11:26:29	1.000	73.8	8.6
263	2010/09/13 11:27:28	0.750	69.1	12.2
264	2010/09/13 11:28:07	0.625	73.4	12.5
265	2010/09/13 11:28:51	1.000	76.8	7.1
266	2010/09/13 11:29:07	0.625	73.1	11.5
267	2010/09/13 11:29:50	0.625	69.7	12.3
268	2010/09/13 11:29:52	0.625	72.8	12.5
269	2010/09/13 11:30:07	0.750	69.1	10.2
270	2010/09/13 11:30:34	0.625	70.6	11.8
271	2010/09/13 11:30:57	0.625	69.1	12.0
272	2010/09/13 11:31:09	0.625	71.9	10.2
273	2010/09/13 11:31:23	0.500	79.7	12.2
274	2010/09/13 11:31:50	0.625	73.3	11.1
275	2010/09/13 11:31:54	0.625	72.4	11.6
276	2010/09/13 11:32:02	0.875	74.5	8.8
277	2010/09/13 11:32:41	1.000	71.9	7.0
278	2010/09/13 11:32:42	0.625	71.7	8.1
279	2010/09/13 11:34:23	0.500	72.7	11.7
280	2010/09/13 11:34:24	0.875	73.1	10.3
281	2010/09/13 11:34:43	0.625	71.7	11.8
282	2010/09/13 11:34:54	0.750	68.3	12.5
283	2010/09/13 11:35:36	1.000	69.6	10.2
284	2010/09/13 11:36:10	0.500	68.6	11.4
285	2010/09/13 11:36:13	0.625	69.1	12.6
286	2010/09/13 11:36:17	0.625	69.0	13.0
287	2010/09/13 11:36:19	0.625	71.4	8.5
288	2010/09/13 11:36:48	0.750	70.8	12.2
289	2010/09/13 11:36:55	0.875	69.7	11.6
290	2010/09/13 11:36:57	0.625	75.3	12.3
291	2010/09/13 11:37:13	1.000	78.9	12.9
292	2010/09/13 11:37:23	0.750	71.7	12.0
293	2010/09/13 11:38:28	0.625	79.8	12.8
294	2010/09/13 11:39:09	0.875	71.2	9.5
295	2010/09/13 11:39:11	0.875	69.3	9.5

296	2010/09/13 11:39:37	0.625	74.3	11.2
297	2010/09/13 11:39:52	0.750	73.1	8.7
298	2010/09/13 11:39:59	0.875	71.4	8.0
299	2010/09/13 11:40:00	0.875	71.9	9.7
300	2010/09/13 11:40:08	0.625	70.0	12.4
301	2010/09/13 11:41:23	0.500	72.8	11.5
302	2010/09/13 11:41:24	0.625	69.7	10.0
303	2010/09/13 11:41:30	0.625	68.1	12.0
304	2010/09/13 11:41:32	0.625	76.5	11.9
305	2010/09/13 11:41:34	0.625	70.6	10.4
306	2010/09/13 11:41:36	0.875	71.4	12.7
307	2010/09/13 11:41:38	0.875	68.9	9.6
308	2010/09/13 11:42:00	0.750	66.6	11.8
309	2010/09/13 11:42:04	0.875	76.7	11.3
310	2010/09/13 11:42:18	0.625	69.2	10.7
311	2010/09/13 11:42:19	0.750	80.3	13.2
312	2010/09/13 11:42:28	0.625	71.6	12.7
313	2010/09/13 11:42:29	0.750	70.8	10.4
314	2010/09/13 11:42:42	0.625	66.6	9.9
315	2010/09/13 11:43:23	0.750	74.5	11.2
316	2010/09/13 11:43:33	0.875	69.1	11.0
317	2010/09/13 11:43:41	0.875	80.0	12.7
318	2010/09/13 11:43:49	0.875	76.3	11.0
319	2010/09/13 11:43:50	0.625	71.2	10.3
320	2010/09/13 11:44:20	1.000	72.3	6.4
321	2010/09/13 11:44:26	0.750	73.5	11.5
322	2010/09/13 11:44:34	0.625	74.4	11.2
323	2010/09/13 11:44:38	0.625	72.4	10.6
324	2010/09/13 11:44:42	0.500	78.4	12.2
325	2010/09/13 11:44:56	0.750	71.8	9.2
326	2010/09/13 11:44:57	0.750	71.1	9.5
327	2010/09/13 11:46:32	0.750	69.1	11.6
328	2010/09/13 11:46:35	1.000	76.3	10.2
329	2010/09/13 11:47:06	0.875	77.8	12.0
330	2010/09/13 11:47:19	0.875	70.9	9.4
331	2010/09/13 11:47:20	0.875	76.6	10.8
332	2010/09/13 11:47:21	0.750	72.0	9.3
333	2010/09/13 11:47:33	0.750	72.4	9.4
334	2010/09/13 11:48:06	0.750	80.0	11.0
335	2010/09/13 11:48:07	0.750	76.3	9.9
336	2010/09/13 11:48:53	1.000	71.6	9.5
337	2010/09/13 11:49:25	0.875	75.1	10.0
338	2010/09/13 11:49:28	0.875	69.8	6.9
339	2010/09/13 11:49:31	0.875	77.6	11.0
340	2010/09/13 11:51:38	0.750	73.1	11.6
341	2010/09/13 11:51:41	0.875	71.7	9.4
342	2010/09/13 11:51:42	0.625	72.8	10.6
343	2010/09/13 11:51:48	0.875	76.2	11.7

344	2010/09/13 11:51:58	0.625	74.7	11.0
345	2010/09/13 11:52:49	0.625	68.9	10.2
346	2010/09/13 11:52:52	1.000	69.5	11.5
347	2010/09/13 11:53:00	0.875	71.7	9.1
348	2010/09/13 11:53:05	0.875	73.1	10.2
349	2010/09/13 11:53:46	0.875	74.3	10.7
350	2010/09/13 11:53:54	0.875	68.3	10.9
351	2010/09/13 11:53:57	0.750	75.5	12.0
352	2010/09/13 11:54:00	0.750	70.5	9.4
353	2010/09/13 11:54:02	0.625	69.4	10.8
354	2010/09/13 11:54:07	1.000	74.2	8.7
355	2010/09/13 11:54:12	0.500	76.0	11.7
356	2010/09/13 11:54:13	0.750	77.3	11.5
357	2010/09/13 11:54:15	0.625	71.8	10.6
358	2010/09/13 11:54:20	1.000	72.2	9.3
359	2010/09/13 11:54:24	0.875	71.9	11.1
360	2010/09/13 11:57:32	0.875	71.2	9.8
361	2010/09/13 11:57:33	0.875	75.6	7.0
362	2010/09/13 11:58:18	0.875	74.4	10.4
363	2010/09/13 11:58:27	0.625	72.9	10.1
364	2010/09/13 12:00:57	0.625	75.9	11.8
365	2010/09/13 12:01:02	1.000	76.2	10.8
366	2010/09/13 12:01:45	0.750	74.0	11.5
367	2010/09/13 12:01:46	0.750	71.0	9.2
368	2010/09/13 12:02:17	1.000	76.6	11.5
369	2010/09/13 12:02:26	0.750	72.0	8.5
370	2010/09/13 12:02:28	1.000	74.1	10.1
371	2010/09/13 12:03:46	0.875	71.2	10.0
372	2010/09/13 12:03:56	0.625	77.0	11.3
373	2010/09/13 12:04:19	0.625	67.2	7.6
374	2010/09/13 12:06:00	0.625	72.2	11.8
375	2010/09/13 12:06:03	0.625	72.3	10.7
376	2010/09/13 12:06:11	1.000	69.8	9.5
377	2010/09/13 12:06:14	0.750	66.6	10.0
378	2010/09/13 12:06:37	0.875	71.7	8.8
379	2010/09/13 12:06:39	0.750	74.5	11.6
380	2010/09/13 12:07:00	0.750	69.5	10.7
381	2010/09/13 12:07:23	0.750	64.8	9.4
382	2010/09/13 12:07:30	0.750	68.9	8.3
383	2010/09/13 12:07:34	0.750	73.8	11.3
384	2010/09/13 12:07:35	0.875	68.9	9.8
385	2010/09/13 12:08:15	0.875	69.2	11.7
386	2010/09/13 12:10:08	0.875	68.9	8.5
387	2010/09/13 12:11:18	0.625	72.1	10.1
388	2010/09/13 12:11:25	1.000	68.2	8.6
389	2010/09/13 12:12:43	0.625	66.1	9.5
390	2010/09/13 12:13:15	0.625	70.7	10.7
391	2010/09/13 12:13:19	0.875	77.9	10.3

392	2010/09/13 12:14:07	0.500	77.3	11.8
393	2010/09/13 12:14:09	0.875	77.1	11.5
394	2010/09/13 12:15:02	0.625	66.0	11.3
395	2010/09/13 12:15:13	0.875	70.0	9.1
396	2010/09/13 12:15:22	0.750	73.3	10.0
397	2010/09/13 12:15:23	0.625	71.6	8.9
398	2010/09/13 12:15:35	1.000	70.4	10.7
399	2010/09/13 12:16:53	1.000	76.4	11.2
400	2010/09/13 12:16:56	0.875	71.9	9.5
401	2010/09/13 12:17:03	0.625	78.2	9.8
402	2010/09/13 12:17:45	0.875	77.4	10.5
403	2010/09/13 12:17:46	0.750	77.6	9.6
404	2010/09/13 12:18:30	0.875	72.0	8.3
405	2010/09/13 12:19:04	1.000	72.4	8.7
406	2010/09/13 12:19:44	0.875	74.7	10.0
407	2010/09/13 12:19:58	0.500	74.2	11.8
408	2010/09/13 12:20:59	0.750	73.9	8.6
409	2010/09/13 12:21:07	0.750	68.1	7.8
410	2010/09/13 12:21:18	1.000	77.9	11.9
411	2010/09/13 12:21:31	0.750	74.0	8.2
412	2010/09/13 12:22:02	1.000	74.9	9.4
413	2010/09/13 12:22:06	0.750	75.9	10.6
414	2010/09/13 12:22:08	1.000	73.7	9.5
415	2010/09/13 12:22:31	1.000	73.1	8.5
416	2010/09/13 12:22:38	0.750	74.8	8.1
417	2010/09/13 12:23:21	0.875	76.9	9.4
418	2010/09/13 12:23:26	0.625	78.2	11.5
419	2010/09/13 12:23:40	0.750	72.1	7.3
420	2010/09/13 12:24:11	0.875	76.8	9.9
421	2010/09/13 12:24:32	1.000	75.7	10.5
422	2010/09/13 12:24:56	0.625	73.8	9.8
423	2010/09/13 12:25:19	0.625	79.0	11.3
424	2010/09/13 12:25:23	0.625	78.7	11.3
425	2010/09/13 12:25:25	0.750	75.9	10.4
426	2010/09/13 12:25:46	1.000	76.1	9.2
427	2010/09/13 12:25:53	0.750	76.2	9.4
428	2010/09/13 12:25:58	0.750	74.2	10.9
429	2010/09/13 12:26:04	0.625	76.9	10.7
430	2010/09/13 12:26:19	0.750	73.4	8.0
431	2010/09/13 12:26:24	0.750	76.7	10.8
432	2010/09/13 12:26:38	0.875	76.4	10.6
433	2010/09/13 12:26:44	0.625	75.5	12.3
434	2010/09/13 12:27:16	0.750	76.2	9.5
435	2010/09/13 12:27:27	1.000	74.7	10.1
436	2010/09/13 12:27:42	0.750	71.1	10.3
437	2010/09/13 12:27:44	1.000	77.0	11.0
438	2010/09/13 12:28:09	1.000	76.2	10.6
439	2010/09/13 12:28:56	0.750	73.9	11.1

440	2010/09/13 12:29:12	1.000	70.4	11.2
441	2010/09/13 12:29:29	1.000	75.7	10.5
442	2010/09/13 12:29:30	0.625	73.7	8.4
443	2010/09/13 12:29:31	0.750	71.9	9.7
444	2010/09/13 12:29:33	0.875	71.7	9.6
445	2010/09/13 12:29:36	0.875	76.2	9.6
446	2010/09/13 12:30:04	0.750	78.4	11.4
447	2010/09/13 12:31:12	0.625	73.1	10.7
448	2010/09/13 12:31:12	0.625	72.9	9.5
449	2010/09/13 12:31:13	1.000	73.9	8.2
450	2010/09/13 12:32:40	0.750	70.3	10.2
451	2010/09/13 12:32:53	0.625	71.6	8.9
452	2010/09/13 12:33:40	0.625	77.4	11.3
453	2010/09/13 12:33:55	0.500	81.9	12.6
454	2010/09/13 12:34:10	0.500	79.4	13.0
455	2010/09/13 12:34:13	0.750	74.6	10.9
456	2010/09/13 12:34:45	0.750	71.4	11.2
457	2010/09/13 12:34:49	0.750	68.0	6.1
458	2010/09/13 12:35:52	0.625	70.5	11.3
459	2010/09/13 12:36:24	1.000	76.4	11.6
460	2010/09/13 12:36:41	1.000	70.9	7.9
461	2010/09/13 12:37:35	0.750	71.5	8.4
462	2010/09/13 12:37:52	1.000	67.0	8.0
463	2010/09/13 12:37:56	1.000	77.3	11.6
464	2010/09/13 12:38:33	0.875	71.5	10.6
465	2010/09/13 12:38:37	0.625	71.6	9.8
466	2010/09/13 12:38:44	0.875	71.4	7.4
467	2010/09/13 12:39:01	0.875	76.2	9.0
468	2010/09/13 12:39:21	0.750	76.4	9.1
469	2010/09/13 12:39:39	0.750	71.2	9.9
470	2010/09/13 12:39:57	1.000	70.8	10.4
471	2010/09/13 12:40:02	0.875	68.2	9.7
472	2010/09/13 12:40:06	0.625	72.4	11.6
473	2010/09/13 12:40:30	0.875	77.8	10.1
474	2010/09/13 12:41:10	0.625	71.1	11.6
475	2010/09/13 12:41:54	0.625	68.6	9.6
476	2010/09/13 12:42:10	0.750	72.9	10.7
477	2010/09/13 12:45:29	0.875	70.7	10.7
478	2010/09/13 12:47:13	0.750	72.2	7.9
479	2010/09/13 12:48:56	0.625	75.4	11.1
480	2010/09/13 12:49:35	0.625	69.9	11.3
481	2010/09/13 12:51:36	0.625	69.7	11.2
482	2010/09/13 12:52:41	0.625	72.8	11.7
483	2010/09/13 12:53:46	0.750	73.8	10.1
484	2010/09/13 12:54:07	0.875	70.4	10.5
485	2010/09/13 12:54:24	0.750	71.5	9.6
486	2010/09/13 12:54:27	0.625	72.7	9.3
487	2010/09/13 12:54:33	1.000	71.2	10.0

488	2010/09/13 12:55:09	1.000	70.6	9.6
489	2010/09/13 12:55:48	0.750	76.5	10.7
490	2010/09/13 12:56:01	0.875	71.3	8.1
491	2010/09/13 12:58:13	0.875	70.9	9.5
492	2010/09/13 13:02:58	0.625	71.5	9.5
493	2010/09/13 13:03:02	0.625	73.8	12.2
494	2010/09/13 13:03:06	1.000	73.6	10.7
495	2010/09/13 13:03:17	0.625	77.9	10.2
496	2010/09/13 13:06:30	1.000	68.7	8.0
497	2010/09/13 13:06:32	0.500	70.3	11.4
498	2010/09/13 13:06:35	0.875	67.0	9.1
499	2010/09/13 13:07:30	0.625	69.6	8.4
500	2010/09/13 13:08:28	0.750	71.9	11.8
501	2010/09/13 13:08:55	1.000	71.9	10.4
502	2010/09/13 13:11:21	0.750	68.6	8.7
503	2010/09/13 13:12:06	1.000	71.7	8.0
504	2010/09/13 13:12:45	0.875	71.2	10.4
505	2010/09/13 13:13:14	1.000	69.6	10.9
506	2010/09/13 13:13:48	0.750	69.8	11.1
507	2010/09/13 13:13:55	0.625	69.3	9.5
508	2010/09/13 13:13:59	1.000	69.2	10.4
509	2010/09/13 13:14:11	1.000	67.5	8.7
510	2010/09/13 13:15:30	0.625	67.6	11.1
511	2010/09/13 13:16:35	0.875	69.4	9.1
512	2010/09/13 13:16:37	1.000	71.7	10.1
513	2010/09/13 13:18:02	0.625	66.3	7.7
514	2010/09/13 13:18:05	0.875	68.9	11.4
515	2010/09/13 13:18:10	0.750	72.5	10.8
516	2010/09/13 13:19:08	1.000	72.7	9.1
517	2010/09/13 13:19:47	0.750	74.7	11.1
518	2010/09/13 13:19:48	0.750	76.8	10.6
519	2010/09/13 13:20:46	0.875	71.3	9.9
520	2010/09/13 13:20:47	0.875	70.7	8.3
521	2010/09/13 13:21:06	1.000	70.5	10.4
522	2010/09/13 13:25:12	0.750	73.3	10.3
523	2010/09/13 13:25:20	0.750	73.0	10.7
524	2010/09/13 13:25:25	1.000	68.2	9.8
525	2010/09/13 13:25:58	0.750	71.3	11.6
526	2010/09/13 13:27:11	1.000	73.1	8.8
527	2010/09/13 13:27:13	0.750	72.6	10.5
528	2010/09/13 13:30:04	1.000	74.8	10.9
529	2010/09/13 13:30:31	0.875	71.1	9.4
530	2010/09/13 13:30:35	0.500	70.5	8.6
531	2010/09/13 13:31:32	0.875	70.3	8.2
532	2010/09/13 13:32:36	1.000	69.7	10.7
533	2010/09/13 13:33:20	0.875	71.6	7.8
534	2010/09/13 13:33:21	0.750	69.7	9.0
535	2010/09/13 13:33:21	0.750	70.6	9.7

536	2010/09/13 13:33:42	0.625	68.5	10.6
537	2010/09/13 13:33:50	0.750	71.1	9.7
538	2010/09/13 13:34:45	1.000	77.7	7.6
539	2010/09/13 13:34:50	0.625	72.3	10.5
540	2010/09/13 13:35:07	0.875	69.0	9.9
541	2010/09/13 13:35:28	0.875	72.8	9.9
542	2010/09/13 13:36:11	0.625	74.7	11.6
543	2010/09/13 13:36:23	0.625	74.9	10.0
544	2010/09/13 13:36:38	0.625	73.2	11.5
545	2010/09/13 13:38:00	0.750	75.3	9.7
546	2010/09/13 13:38:38	0.625	72.1	7.4
547	2010/09/13 13:39:12	0.875	72.7	9.1
548	2010/09/13 13:39:25	0.625	76.4	11.9
549	2010/09/13 13:39:46	0.875	70.7	9.9
550	2010/09/13 13:40:22	0.750	73.2	10.0
551	2010/09/13 13:41:09	1.000	73.6	9.0
552	2010/09/13 13:41:21	0.875	73.9	10.3
553	2010/09/13 13:41:46	1.000	69.1	10.3
554	2010/09/13 13:42:06	1.000	72.1	9.7
555	2010/09/13 13:42:10	1.000	73.1	10.3
556	2010/09/13 13:43:30	0.875	78.6	7.4
557	2010/09/13 13:44:17	0.625	69.5	11.1
558	2010/09/13 13:44:18	0.750	75.8	11.9
559	2010/09/13 13:44:55	0.625	74.6	7.0
560	2010/09/13 13:45:04	0.500	78.5	11.4
561	2010/09/13 13:45:11	0.625	74.6	11.3
562	2010/09/13 13:45:22	0.875	73.5	11.5
563	2010/09/13 13:45:23	0.750	70.0	9.9
564	2010/09/13 13:46:09	0.750	74.8	11.7
565	2010/09/13 13:46:26	1.000	71.6	8.7
566	2010/09/13 13:47:14	0.750	71.1	8.7
567	2010/09/13 13:47:15	0.875	70.7	9.6
568	2010/09/13 13:47:19	0.875	76.7	10.8
569	2010/09/13 13:48:08	0.750	75.9	8.4
570	2010/09/13 13:49:26	0.625	76.2	11.0
571	2010/09/13 13:49:37	0.875	74.7	12.1
572	2010/09/13 13:49:54	0.750	73.2	10.0
573	2010/09/13 13:51:03	0.625	82.6	11.6
574	2010/09/13 13:51:08	0.750	80.0	8.4
575	2010/09/13 13:51:54	1.000	73.9	7.5
576	2010/09/13 13:51:56	0.875	70.7	7.5
577	2010/09/13 13:51:57	1.000	78.0	8.7
578	2010/09/13 13:52:22	0.875	82.2	10.2
579	2010/09/13 13:54:39	0.500	79.4	10.3
580	2010/09/13 13:54:44	0.625	67.1	8.4
581	2010/09/13 13:55:36	1.000	77.5	9.1
582	2010/09/13 13:56:08	0.750	73.0	9.7
583	2010/09/13 13:56:15	0.750	73.1	8.9

584	2010/09/13 13:56:45	0.500	83.4	10.2
585	2010/09/13 13:56:49	0.625	69.7	10.7
586	2010/09/13 13:56:52	0.500	76.2	13.1
587	2010/09/13 13:57:07	0.750	79.9	10.6
588	2010/09/13 13:57:34	0.750	76.9	12.6
589	2010/09/13 13:58:23	1.000	71.9	9.4
590	2010/09/13 13:58:25	0.750	71.6	8.7
591	2010/09/13 13:58:30	0.875	73.7	10.1
592	2010/09/13 13:58:45	0.750	83.1	11.3
593	2010/09/13 13:59:29	0.500	85.0	12.7
594	2010/09/13 13:59:45	0.625	81.7	11.1
595	2010/09/13 13:59:57	0.750	80.3	11.2
596	2010/09/13 14:02:03	0.750	77.1	11.0
597	2010/09/13 14:02:20	0.750	80.3	11.3
598	2010/09/13 14:02:50	0.625	82.8	11.6
599	2010/09/13 14:02:52	0.625	80.5	9.4
600	2010/09/13 14:02:54	0.875	75.5	8.4
601	2010/09/13 14:02:59	0.875	83.7	11.2
602	2010/09/13 14:03:22	1.000	79.7	11.2
603	2010/09/13 14:03:41	0.625	84.2	12.0
604	2010/09/13 14:03:55	0.500	78.4	11.1
605	2010/09/13 14:05:05	0.875	73.1	9.5
606	2010/09/13 14:05:22	0.625	73.3	11.1
607	2010/09/13 14:06:29	1.000	71.6	10.0
608	2010/09/13 14:06:37	0.750	77.6	10.7
609	2010/09/13 14:08:55	1.000	76.9	8.1
610	2010/09/13 14:09:04	1.000	72.8	11.2
611	2010/09/13 14:09:54	1.000	81.3	10.5
612	2010/09/13 14:10:21	0.875	77.6	11.1
613	2010/09/13 14:10:39	1.000	80.4	10.5
614	2010/09/13 14:10:51	0.875	74.8	9.8
615	2010/09/13 14:10:57	1.000	81.4	11.1
616	2010/09/13 14:11:22	0.500	75.4	11.4
617	2010/09/13 14:11:23	0.625	84.8	12.2
618	2010/09/13 14:11:31	0.750	75.7	9.0
619	2010/09/13 14:12:14	0.625	80.6	11.8
620	2010/09/13 14:12:47	0.750	81.5	9.3
621	2010/09/13 14:12:55	0.750	76.0	10.1
622	2010/09/13 14:12:55	0.625	76.8	7.4
623	2010/09/13 14:14:21	1.000	82.8	9.8
624	2010/09/13 14:14:34	1.000	83.9	12.4
625	2010/09/13 14:15:28	0.875	79.8	10.7
626	2010/09/13 14:16:27	0.750	75.8	7.8
627	2010/09/13 14:17:37	0.625	76.1	10.5
628	2010/09/13 14:17:38	0.625	83.9	12.8
629	2010/09/13 14:19:12	0.750	74.4	9.5
630	2010/09/13 14:19:41	0.500	77.1	12.6
631	2010/09/13 14:20:32	0.625	78.1	10.3

632	2010/09/13 14:21:05	0.750	75.6	10.2
633	2010/09/13 14:21:07	0.875	74.8	9.5
634	2010/09/13 14:21:38	0.625	84.1	12.4
635	2010/09/13 14:21:53	0.500	77.3	12.1
636	2010/09/13 14:22:20	0.500	80.6	9.8
637	2010/09/13 14:22:40	0.625	81.1	11.4
638	2010/09/13 14:23:28	0.750	79.0	9.7
639	2010/09/13 14:23:42	0.625	78.7	12.5
640	2010/09/13 14:24:24	0.875	77.3	10.6
641	2010/09/13 14:24:36	0.625	76.0	11.7
642	2010/09/13 14:24:58	1.000	81.3	10.9
643	2010/09/13 14:25:00	0.750	79.5	6.9
644	2010/09/13 14:25:33	0.875	83.4	12.5
645	2010/09/13 14:26:28	0.500	80.0	12.2
646	2010/09/13 14:26:33	0.625	77.3	11.8
647	2010/09/13 14:26:45	0.500	82.3	12.2
648	2010/09/13 14:26:50	0.875	77.1	10.6
649	2010/09/13 14:26:54	1.000	78.8	10.2
650	2010/09/13 14:27:05	0.625	76.9	11.1
651	2010/09/13 14:27:10	1.000	79.9	11.2
652	2010/09/13 14:27:39	0.500	76.9	11.2
653	2010/09/13 14:27:45	0.625	78.3	11.4
654	2010/09/13 14:27:58	0.750	78.8	11.2
655	2010/09/13 14:28:05	0.875	76.4	10.0
656	2010/09/13 14:28:07	0.625	78.6	11.0
657	2010/09/13 14:28:17	0.625	80.8	11.3
658	2010/09/13 14:28:36	0.875	73.3	9.4
659	2010/09/13 14:29:19	0.625	79.2	10.3
660	2010/09/13 14:29:43	0.625	80.4	11.5
661	2010/09/13 14:30:06	0.750	81.9	11.3
662	2010/09/13 14:30:08	0.625	84.6	13.3
663	2010/09/13 14:30:17	0.625	76.1	11.8
664	2010/09/13 14:30:33	0.625	75.1	9.7
665	2010/09/13 14:31:05	0.500	82.8	11.9
666	2010/09/13 14:32:21	0.625	82.2	12.4
667	2010/09/13 14:32:31	0.625	84.9	11.6
668	2010/09/13 14:32:41	0.750	76.6	9.7
669	2010/09/13 14:33:56	0.500	81.4	11.0
670	2010/09/13 14:34:00	0.500	81.5	11.8
671	2010/09/13 14:35:01	0.500	79.7	9.8
672	2010/09/13 14:35:08	0.625	80.8	10.6
673	2010/09/13 14:35:17	0.750	74.5	10.0
674	2010/09/13 14:35:24	0.875	80.7	11.5
675	2010/09/13 14:36:06	0.750	80.8	10.9
676	2010/09/13 14:36:25	0.875	80.6	10.6
677	2010/09/13 14:36:47	0.875	73.7	11.0
678	2010/09/13 14:36:50	0.875	69.9	8.2
679	2010/09/13 14:37:10	0.875	75.4	10.1

680	2010/09/13 14:37:27	0.625	74.7	10.7
681	2010/09/13 14:37:41	0.500	78.5	11.1
682	2010/09/13 14:38:26	0.625	76.5	8.5
683	2010/09/13 14:39:04	0.625	81.6	11.7
684	2010/09/13 14:39:10	0.875	79.4	10.7
685	2010/09/13 14:39:31	1.000	79.4	10.0
686	2010/09/13 14:39:40	0.625	82.3	11.8
687	2010/09/13 14:39:45	0.875	78.6	10.0
688	2010/09/13 14:39:48	0.500	81.0	11.5
689	2010/09/13 14:40:18	0.625	78.0	8.7
690	2010/09/13 14:40:24	0.875	78.7	9.1
691	2010/09/13 14:40:31	1.000	71.9	8.9
692	2010/09/13 14:41:29	0.875	87.3	12.2
693	2010/09/13 14:42:49	0.875	78.4	10.8
694	2010/09/13 14:43:06	0.875	77.7	9.5
695	2010/09/13 14:43:13	0.875	74.5	10.2
696	2010/09/13 14:43:28	1.000	76.2	10.9
697	2010/09/13 14:44:35	0.875	73.7	9.8
698	2010/09/13 14:44:49	1.000	77.0	11.0
699	2010/09/13 14:44:50	0.750	81.2	11.5
700	2010/09/13 14:45:02	0.750	76.3	9.7
701	2010/09/13 14:45:33	0.750	79.1	9.6
702	2010/09/13 14:46:12	0.750	84.6	12.4
703	2010/09/13 14:46:23	0.875	79.1	11.5
704	2010/09/13 14:46:30	0.500	80.1	10.7
705	2010/09/13 14:46:57	0.625	81.3	12.2
706	2010/09/13 14:47:14	0.500	76.2	10.7
707	2010/09/13 14:47:33	0.875	78.8	9.8
708	2010/09/13 14:47:49	0.500	76.9	10.4
709	2010/09/13 14:48:54	0.500	80.5	11.5
710	2010/09/13 14:49:26	0.500	79.5	11.2
711	2010/09/13 14:49:42	1.000	74.8	9.1
712	2010/09/13 14:50:13	0.875	74.2	9.0
713	2010/09/13 14:50:29	0.875	76.6	10.1
714	2010/09/13 14:50:36	0.750	76.6	9.9
715	2010/09/13 14:51:02	0.625	82.5	10.9
716	2010/09/13 14:51:13	1.000	75.9	10.3
717	2010/09/13 14:51:58	0.625	79.9	11.1
718	2010/09/13 14:52:09	0.875	79.4	11.5
719	2010/09/13 14:52:13	0.875	81.5	10.0
720	2010/09/13 14:52:30	0.875	77.2	10.7
721	2010/09/13 14:52:35	0.625	82.8	11.9
722	2010/09/13 14:53:00	1.000	77.5	10.6
723	2010/09/13 14:54:38	0.500	82.1	11.2
724	2010/09/13 14:54:44	0.750	76.0	10.2
725	2010/09/13 14:55:02	0.750	81.1	7.7
726	2010/09/13 14:55:24	0.875	82.7	11.2
727	2010/09/13 14:55:31	1.000	83.2	11.6

728	2010/09/13 14:57:00	0.750	81.3	11.1
729	2010/09/13 14:57:05	0.625	83.0	11.2
730	2010/09/13 14:57:44	0.500	81.4	12.8
731	2010/09/13 14:57:47	0.625	78.3	11.0
732	2010/09/13 14:58:05	0.750	77.8	9.2
733	2010/09/13 14:58:22	0.625	76.3	9.4
734	2010/09/13 14:58:34	0.500	79.1	10.3
735	2010/09/13 14:59:07	0.625	75.1	10.8
736	2010/09/13 15:00:01	0.500	74.9	11.5
737	2010/09/13 15:00:07	1.000	73.7	8.2
738	2010/09/13 15:00:20	0.500	79.7	11.7
739	2010/09/13 15:00:22	1.000	74.0	9.5
740	2010/09/13 15:00:41	0.625	84.7	12.1
741	2010/09/13 15:01:07	0.875	79.4	11.2
742	2010/09/13 15:01:09	0.625	79.2	10.3
743	2010/09/13 15:01:23	1.000	79.2	10.3
744	2010/09/13 15:01:26	1.000	77.1	9.5
745	2010/09/13 15:01:27	1.000	75.6	6.2
746	2010/09/13 15:01:55	0.625	81.2	12.1
747	2010/09/13 15:02:11	0.875	78.4	10.3
748	2010/09/13 15:02:12	0.625	78.6	8.7
749	2010/09/13 15:02:14	0.875	82.0	10.6
750	2010/09/13 15:02:38	0.625	83.2	11.6
751	2010/09/13 15:03:09	1.000	82.1	11.4
752	2010/09/13 15:03:10	0.625	76.4	10.8
753	2010/09/13 15:03:34	0.875	78.8	10.2
754	2010/09/13 15:03:57	0.625	73.0	9.5
755	2010/09/13 15:03:58	1.000	79.2	7.7
756	2010/09/13 15:04:38	0.750	72.1	11.0
757	2010/09/13 15:04:44	0.750	82.7	13.2
758	2010/09/13 15:05:31	0.625	84.6	11.4
759	2010/09/13 15:06:01	0.625	84.2	11.6
760	2010/09/13 15:06:23	0.750	75.0	8.4
761	2010/09/13 15:06:28	0.500	81.2	10.4
762	2010/09/13 15:06:46	1.000	80.9	9.4
763	2010/09/13 15:06:53	0.500	78.2	7.7
764	2010/09/13 15:06:54	0.875	79.6	11.2
765	2010/09/13 15:07:06	0.875	84.4	10.9
766	2010/09/13 15:07:17	0.750	79.5	9.4
767	2010/09/13 15:07:26	1.000	74.4	10.4
768	2010/09/13 15:08:44	0.625	82.2	11.7
769	2010/09/13 15:09:06	0.875	80.6	10.2
770	2010/09/13 15:09:07	0.625	80.9	10.2
771	2010/09/13 15:09:28	0.500	76.8	10.3
772	2010/09/13 15:09:37	0.750	81.7	9.9
773	2010/09/13 15:09:49	0.875	81.7	10.3
774	2010/09/13 15:10:12	0.750	79.2	11.2
775	2010/09/13 15:10:16	0.500	87.0	12.3

776	2010/09/13 15:10:24	0.750	77.6	11.4
777	2010/09/13 15:10:32	0.625	76.0	11.4
778	2010/09/13 15:10:49	0.750	84.5	9.7
779	2010/09/13 15:10:50	0.875	85.9	10.3
780	2010/09/13 15:11:10	1.000	81.1	10.0
781	2010/09/13 15:11:19	0.875	82.3	9.6
782	2010/09/13 15:11:41	0.750	77.6	9.8
783	2010/09/13 15:12:32	0.750	73.8	7.8
784	2010/09/13 15:12:44	0.625	80.6	10.3
785	2010/09/13 15:13:07	1.000	82.1	8.4
786	2010/09/13 15:13:13	1.000	74.8	9.8
787	2010/09/13 15:13:41	0.500	84.5	12.8
788	2010/09/13 15:13:57	0.750	88.6	12.5
789	2010/09/13 15:14:30	0.625	78.3	9.2
790	2010/09/13 15:14:31	0.500	81.2	11.5
791	2010/09/13 15:14:51	1.000	79.1	9.3
792	2010/09/13 15:14:54	1.000	81.3	10.1
793	2010/09/13 15:15:01	0.500	88.8	13.7
794	2010/09/13 15:15:03	0.625	88.2	11.3
795	2010/09/13 15:15:05	1.000	81.4	6.5
796	2010/09/13 15:15:13	0.875	82.7	11.0
797	2010/09/13 15:15:18	0.500	80.6	9.4
798	2010/09/13 15:15:21	0.750	90.1	12.3
799	2010/09/13 15:15:37	0.875	81.1	7.7
800	2010/09/13 15:16:40	0.875	80.7	9.8
801	2010/09/13 15:16:44	0.625	78.2	11.9
802	2010/09/13 15:16:50	0.750	76.4	10.4
803	2010/09/13 15:16:54	1.000	77.1	10.6
804	2010/09/13 15:16:55	1.000	75.2	8.1
805	2010/09/13 15:16:56	0.625	79.2	11.3
806	2010/09/13 15:17:29	0.750	80.4	9.6
807	2010/09/13 15:17:59	0.625	82.7	12.1
808	2010/09/13 15:19:36	0.875	79.0	9.9
809	2010/09/13 15:20:12	0.500	81.8	11.3
810	2010/09/13 15:20:19	0.875	84.0	13.2
811	2010/09/13 15:20:24	0.750	80.0	10.9
812	2010/09/13 15:20:32	0.875	82.7	9.1
813	2010/09/13 15:20:45	0.875	76.2	9.2
814	2010/09/13 15:21:48	1.000	78.8	10.9
815	2010/09/13 15:21:52	0.500	83.6	11.8
816	2010/09/13 15:21:58	1.000	75.0	10.3
817	2010/09/13 15:22:03	0.875	81.4	11.7
818	2010/09/13 15:22:41	0.625	80.5	7.8
819	2010/09/13 15:23:00	0.875	81.0	11.7
820	2010/09/13 15:23:23	0.875	76.2	11.8
821	2010/09/13 15:23:53	0.875	75.4	11.3
822	2010/09/13 15:23:57	1.000	80.5	8.7
823	2010/09/13 15:24:06	0.875	77.8	9.9

824	2010/09/13 15:24:26	0.750	73.3	7.5
825	2010/09/13 15:24:37	0.625	74.9	9.7
826	2010/09/13 15:24:42	0.875	82.3	11.8
827	2010/09/13 15:25:18	0.750	78.7	7.7
828	2010/09/13 15:27:30	0.625	85.6	10.8
829	2010/09/13 15:28:00	1.000	85.3	10.6
830	2010/09/13 15:28:32	0.875	84.2	11.6
831	2010/09/13 15:28:51	0.750	81.9	9.9
832	2010/09/13 15:29:07	0.750	82.5	10.7
833	2010/09/13 15:30:14	0.625	77.3	10.7
834	2010/09/13 15:30:23	0.750	75.4	8.9
835	2010/09/13 15:30:26	0.875	77.0	11.1
836	2010/09/13 15:30:34	0.875	80.9	9.6
837	2010/09/13 15:30:41	0.500	82.0	9.7
838	2010/09/13 15:30:53	0.875	83.1	11.2
839	2010/09/13 15:31:45	1.000	78.6	9.8
840	2010/09/13 15:32:13	0.500	85.4	12.5
841	2010/09/13 15:32:14	0.500	76.1	13.7
842	2010/09/13 15:33:00	1.000	70.5	6.2
843	2010/09/13 15:33:17	0.875	82.1	12.2
844	2010/09/13 15:33:35	0.625	85.6	11.3
845	2010/09/13 15:34:25	0.750	74.8	10.2
846	2010/09/13 15:34:29	0.875	83.7	12.6
847	2010/09/13 15:34:48	0.750	72.1	7.1
848	2010/09/13 15:34:59	0.875	78.0	8.9
849	2010/09/13 15:35:06	0.500	77.7	7.4
850	2010/09/13 15:35:13	1.000	74.6	7.9
851	2010/09/13 15:35:15	1.000	68.3	6.7
852	2010/09/13 15:35:23	1.000	83.4	10.5
853	2010/09/13 15:35:44	0.625	84.7	10.1
854	2010/09/13 15:36:38	0.875	81.4	9.5
855	2010/09/13 15:37:35	1.000	82.7	8.4
856	2010/09/13 15:37:46	1.000	80.5	9.4
857	2010/09/13 15:38:17	0.625	86.1	11.5
858	2010/09/13 15:38:34	0.625	74.9	10.5
859	2010/09/13 15:38:40	0.750	86.4	11.6
860	2010/09/13 15:39:12	1.000	83.2	12.0
861	2010/09/13 15:39:20	0.625	91.3	12.9
862	2010/09/13 15:39:28	0.500	90.4	12.8
863	2010/09/13 15:40:05	0.625	83.8	11.9
864	2010/09/13 15:40:12	0.500	82.8	12.5
865	2010/09/13 15:40:15	0.500	79.1	9.3
866	2010/09/13 15:40:21	0.875	79.1	7.6
867	2010/09/13 15:40:32	0.750	78.1	9.3
868	2010/09/13 15:41:34	1.000	82.1	10.5
869	2010/09/13 15:42:17	0.750	89.8	13.1
870	2010/09/13 15:43:03	0.750	83.9	10.2
871	2010/09/13 15:43:13	0.875	82.6	10.6

872	2010/09/13 15:43:32	0.625	83.0	11.2
873	2010/09/13 15:45:11	0.750	86.1	12.3
874	2010/09/13 15:46:38	0.500	77.5	9.8
875	2010/09/13 15:46:48	0.625	79.9	8.9
876	2010/09/13 15:47:59	1.000	75.7	9.7
877	2010/09/13 15:50:17	0.625	76.8	11.7
878	2010/09/13 15:51:39	1.000	75.5	7.9
879	2010/09/13 15:53:28	1.000	76.0	9.9
880	2010/09/13 15:53:52	1.000	80.9	10.0
881	2010/09/13 15:54:36	0.750	82.6	9.4
882	2010/09/13 15:56:03	0.750	83.0	12.1
883	2010/09/13 15:56:07	0.875	82.5	11.3
884	2010/09/13 15:56:15	0.625	86.6	12.7
885	2010/09/13 15:56:33	0.750	79.2	8.7
886	2010/09/13 15:56:55	0.750	76.5	10.8
887	2010/09/13 15:59:43	0.625	84.3	10.8
888	2010/09/13 16:01:02	1.000	76.5	7.9
889	2010/09/13 16:01:34	0.875	78.6	6.8
890	2010/09/13 16:02:16	0.750	86.5	10.4
891	2010/09/13 16:02:20	0.875	82.9	7.9
892	2010/09/13 16:02:32	1.000	80.1	8.0
893	2010/09/13 16:03:18	1.000	82.6	10.3
894	2010/09/13 16:03:47	0.625	80.9	10.4
895	2010/09/13 16:03:49	0.750	82.4	11.4
896	2010/09/13 16:04:12	1.000	77.9	10.2
897	2010/09/13 16:04:31	0.750	80.4	10.2
898	2010/09/13 16:04:39	0.625	85.5	10.4
899	2010/09/13 16:07:30	1.000	84.9	11.8
900	2010/09/13 16:08:23	0.500	87.1	10.4
901	2010/09/13 16:09:38	0.750	82.0	7.8
902	2010/09/13 16:09:51	1.000	81.3	7.3
903	2010/09/13 16:10:15	0.875	81.7	8.0
904	2010/09/13 16:10:20	0.500	82.6	10.6
905	2010/09/13 16:11:14	1.000	85.4	10.7
906	2010/09/13 16:11:24	1.000	82.0	7.6
907	2010/09/13 16:11:41	0.625	90.7	11.7
908	2010/09/13 16:11:43	0.750	83.3	10.5
909	2010/09/13 16:11:46	0.500	84.9	11.5
910	2010/09/13 16:11:55	0.625	79.5	8.5
911	2010/09/13 16:11:56	1.000	80.9	9.4
912	2010/09/13 16:12:53	0.625	74.7	12.0
913	2010/09/13 16:13:19	0.750	77.8	10.6
914	2010/09/13 16:14:08	1.000	77.0	10.7
915	2010/09/13 16:14:24	0.625	86.9	11.0
916	2010/09/13 16:14:37	1.000	85.2	9.7
917	2010/09/13 16:14:44	0.625	80.2	10.0
918	2010/09/13 16:14:48	1.000	80.8	9.5
919	2010/09/13 16:14:49	1.000	79.8	9.8

920	2010/09/13 16:14:51	0.875	87.5	7.7
921	2010/09/13 16:15:08	1.000	87.3	10.2
922	2010/09/13 16:15:25	0.625	85.9	11.6
923	2010/09/13 16:15:27	0.625	84.4	10.4
924	2010/09/13 16:15:40	1.000	86.8	9.9
925	2010/09/13 16:15:52	1.000	83.8	10.1
926	2010/09/13 16:16:17	0.875	83.0	8.4
927	2010/09/13 16:16:22	1.000	83.8	9.0
928	2010/09/13 16:16:25	0.750	85.5	12.1
929	2010/09/13 16:16:37	1.000	87.3	7.3
930	2010/09/13 16:17:05	0.750	84.1	10.5
931	2010/09/13 16:17:10	0.625	84.0	10.7
932	2010/09/13 16:17:37	0.875	87.6	11.1
933	2010/09/13 16:17:40	0.750	83.2	11.6
934	2010/09/13 16:17:44	0.500	87.9	12.8
935	2010/09/13 16:17:47	0.625	86.0	9.2
936	2010/09/13 16:17:52	0.625	87.3	11.1
937	2010/09/13 16:17:55	0.500	88.8	12.5
938	2010/09/13 16:18:16	0.875	86.1	8.7
939	2010/09/13 16:18:18	0.875	83.2	9.9
940	2010/09/13 16:18:21	1.000	83.5	9.2
941	2010/09/13 16:18:24	0.750	84.8	11.9
942	2010/09/13 16:18:28	0.875	85.4	9.5
943	2010/09/13 16:18:32	0.875	86.7	10.9
944	2010/09/13 16:18:40	1.000	87.2	10.5
945	2010/09/13 16:18:42	0.500	88.3	11.2
946	2010/09/13 16:18:45	0.625	84.1	9.9
947	2010/09/13 16:18:46	0.750	84.0	10.6
948	2010/09/13 16:18:54	1.000	82.9	8.1
949	2010/09/13 16:19:05	0.750	83.5	11.3
950	2010/09/13 16:19:31	0.625	88.0	12.7
951	2010/09/13 16:19:34	0.500	83.9	9.9
952	2010/09/13 16:19:41	0.500	85.3	11.0
953	2010/09/13 16:20:08	0.875	85.6	10.6
954	2010/09/13 16:20:27	0.625	86.3	9.5
955	2010/09/13 16:20:32	1.000	85.6	6.3
956	2010/09/13 16:20:39	0.625	84.9	10.1
957	2010/09/13 16:20:48	0.750	82.7	7.4
958	2010/09/13 16:20:58	0.500	86.5	10.5
959	2010/09/13 16:20:59	0.625	85.4	9.8
960	2010/09/13 16:21:38	0.875	85.1	9.7
961	2010/09/13 16:21:43	0.750	83.9	8.9
962	2010/09/13 16:21:48	0.750	84.0	8.6
963	2010/09/13 16:22:30	0.750	82.7	10.0
964	2010/09/13 16:22:31	0.875	84.8	10.4
965	2010/09/13 16:22:39	0.875	85.1	10.6
966	2010/09/13 16:22:40	0.625	86.0	10.5
967	2010/09/13 16:22:50	0.875	83.7	9.3

968	2010/09/13 16:22:54	0.625	89.2	11.7
969	2010/09/13 16:22:58	0.750	84.6	10.8
970	2010/09/13 16:23:05	0.750	84.0	7.9
971	2010/09/13 16:23:24	0.750	86.3	10.1
972	2010/09/13 16:23:36	0.750	84.3	7.3
973	2010/09/13 16:23:38	0.750	84.7	8.3
974	2010/09/13 16:24:08	1.000	85.9	10.6
975	2010/09/13 16:24:40	0.875	83.9	7.2
976	2010/09/13 16:25:07	0.750	89.8	11.2
977	2010/09/13 16:25:15	1.000	83.9	10.5
978	2010/09/13 16:25:30	0.625	84.3	10.2
979	2010/09/13 16:25:44	0.750	85.1	7.9
980	2010/09/13 16:25:52	0.625	81.9	10.0
981	2010/09/13 16:26:02	1.000	81.2	10.5
982	2010/09/13 16:26:07	0.750	79.8	9.8
983	2010/09/13 16:26:12	0.875	90.9	13.1
984	2010/09/13 16:26:17	0.750	82.1	8.4
985	2010/09/13 16:26:18	0.500	91.2	12.8
986	2010/09/13 16:26:37	0.750	86.3	9.1
987	2010/09/13 16:26:40	1.000	80.2	9.3
988	2010/09/13 16:26:42	0.625	86.1	11.4
989	2010/09/13 16:26:43	0.875	85.2	10.2
990	2010/09/13 16:26:50	1.000	83.6	10.9
991	2010/09/13 16:26:55	1.000	84.0	10.8
992	2010/09/13 16:27:01	0.875	86.9	9.2
993	2010/09/13 16:27:46	0.875	91.7	13.4
994	2010/09/13 16:28:26	0.750	83.4	9.4
995	2010/09/13 16:28:28	0.500	87.3	11.0
996	2010/09/13 16:28:36	0.625	84.4	8.7
997	2010/09/13 16:28:37	0.625	87.1	10.4
998	2010/09/13 16:28:47	0.875	86.3	8.8
999	2010/09/13 16:29:14	1.000	85.5	9.9
1000	2010/09/13 16:29:19	0.750	83.8	8.1
1001	2010/09/13 16:29:22	0.750	87.8	10.3
1002	2010/09/13 16:30:23	0.625	85.0	11.1
1003	2010/09/13 16:30:43	0.750	85.1	10.4
1004	2010/09/13 16:30:44	1.000	83.4	8.0
1005	2010/09/13 16:30:47	0.750	82.4	9.9
1006	2010/09/13 16:32:15	0.625	85.8	8.0
1007	2010/09/13 16:32:20	0.875	87.0	7.6
1008	2010/09/13 16:32:33	0.625	85.6	11.7
1009	2010/09/13 16:32:35	1.000	85.5	9.6
1010	2010/09/13 16:32:41	0.875	86.1	9.2
1011	2010/09/13 16:32:47	1.000	88.2	11.1
1012	2010/09/13 16:32:53	1.000	83.3	10.5
1013	2010/09/13 16:33:04	0.875	86.8	8.2
1014	2010/09/13 16:33:12	0.875	85.1	9.0
1015	2010/09/13 16:34:20	1.000	83.4	6.9

1016	2010/09/13 16:35:03	0.875	88.1	7.1
1017	2010/09/13 16:35:15	0.750	84.8	9.9
1018	2010/09/13 16:35:45	0.750	89.6	8.1
1019	2010/09/13 16:37:32	1.000	85.5	7.5
1020	2010/09/13 16:38:07	0.750	89.9	9.5
1021	2010/09/13 16:38:20	0.875	90.0	10.7
1022	2010/09/13 16:38:22	0.875	88.3	8.7
1023	2010/09/13 16:38:26	0.750	88.9	8.6
1024	2010/09/13 16:38:28	0.625	90.6	8.9
1025	2010/09/13 16:38:30	0.625	87.9	10.2
1026	2010/09/13 16:38:52	0.625	82.8	11.8
1027	2010/09/13 16:38:57	0.750	89.0	9.6
1028	2010/09/13 16:39:09	0.875	85.5	8.1
1029	2010/09/13 16:39:16	0.750	82.2	9.0
1030	2010/09/13 16:39:21	0.875	90.0	10.1
1031	2010/09/13 16:39:32	0.625	91.8	10.9
1032	2010/09/13 16:39:53	0.500	92.2	12.2
1033	2010/09/13 16:40:05	0.875	90.7	11.6
1034	2010/09/13 16:40:10	0.875	80.7	6.9
1035	2010/09/13 16:40:11	0.500	92.1	13.3
1036	2010/09/13 16:40:48	0.500	88.3	12.5
1037	2010/09/13 16:40:49	0.750	88.3	9.2
1038	2010/09/13 16:41:05	1.000	87.1	9.3
1039	2010/09/13 16:41:09	0.875	88.6	11.7
1040	2010/09/13 16:41:36	0.875	86.5	10.1
1041	2010/09/13 16:41:49	0.875	82.6	8.6
1042	2010/09/13 16:42:25	1.000	89.7	10.5
1043	2010/09/13 16:42:45	0.875	82.5	9.2
1044	2010/09/13 16:43:39	0.500	92.4	11.8
1045	2010/09/13 16:43:40	0.625	85.9	11.6
1046	2010/09/13 16:43:49	0.750	88.1	9.4
1047	2010/09/13 16:44:41	0.625	86.6	7.4
1048	2010/09/13 16:44:51	0.750	90.9	11.5
1049	2010/09/13 16:45:08	1.000	88.1	6.1
1050	2010/09/13 16:45:50	0.500	93.5	12.3
1051	2010/09/13 16:46:20	0.625	88.2	9.7
1052	2010/09/13 16:46:30	0.625	92.3	12.5
1053	2010/09/13 16:46:36	0.750	90.3	10.6
1054	2010/09/13 16:46:40	0.625	85.4	8.8
1055	2010/09/13 16:46:42	0.750	90.3	9.7
1056	2010/09/13 16:46:46	0.750	91.9	12.4
1057	2010/09/13 16:46:47	0.875	87.7	11.9
1058	2010/09/13 16:46:59	0.500	95.1	13.2
1059	2010/09/13 16:47:00	0.750	85.3	14.0
1060	2010/09/13 16:47:17	0.875	93.7	12.4
1061	2010/09/13 16:47:22	1.000	92.7	11.9
1062	2010/09/13 16:47:27	0.500	90.8	9.5
1063	2010/09/13 16:47:43	0.750	81.4	11.5

1064	2010/09/13 16:47:59	1.000	90.4	8.5
1065	2010/09/13 16:48:42	1.000	86.3	9.5
1066	2010/09/13 16:51:15	0.875	87.6	9.4
1067	2010/09/13 16:51:19	1.000	89.6	7.4
1068	2010/09/13 16:51:43	0.750	88.6	7.9
1069	2010/09/13 16:53:46	1.000	89.9	9.0
1070	2010/09/13 16:53:59	0.875	90.3	10.2
1071	2010/09/13 16:54:04	0.625	88.8	10.9
1072	2010/09/13 16:54:09	0.875	86.6	7.8
1073	2010/09/13 16:55:54	0.625	88.8	10.9
1074	2010/09/13 16:56:24	0.750	87.0	10.1
1075	2010/09/13 16:57:20	0.875	88.1	7.5
1076	2010/09/13 16:57:30	0.875	92.7	9.7
1077	2010/09/13 16:57:35	0.750	86.6	9.5
1078	2010/09/13 16:57:53	0.875	89.2	6.1
1079	2010/09/13 16:58:41	0.875	87.3	9.8
1080	2010/09/13 16:58:51	0.875	92.2	7.8
1081	2010/09/13 16:58:53	0.625	91.6	11.1
1082	2010/09/13 16:58:55	1.000	85.4	9.9
1083	2010/09/13 17:00:01	1.000	93.5	10.2
1084	2010/09/13 17:00:46	0.750	92.0	7.5
1085	2010/09/13 17:00:53	0.750	89.3	10.4
1086	2010/09/13 17:02:26	1.000	89.0	10.2
1087	2010/09/13 17:02:37	0.875	91.3	8.5
1088	2010/09/13 17:04:24	0.875	89.7	8.8
1089	2010/09/13 17:04:31	0.625	84.7	11.7
1090	2010/09/13 17:04:52	1.000	91.1	8.0
1091	2010/09/13 17:05:19	0.625	89.4	9.4
1092	2010/09/13 17:05:22	1.000	91.6	6.1
1093	2010/09/13 17:05:39	0.625	93.1	10.9
1094	2010/09/13 17:06:00	0.875	85.1	11.2
1095	2010/09/13 17:06:07	0.750	88.6	10.2
1096	2010/09/13 17:06:08	0.750	85.5	9.5
1097	2010/09/13 17:06:14	1.000	91.2	10.8
1098	2010/09/13 17:06:43	0.875	90.9	7.6
1099	2010/09/13 17:06:48	0.875	96.9	7.5
1100	2010/09/13 17:07:10	0.750	89.4	9.0
1101	2010/09/13 17:08:06	0.625	92.8	12.2
1102	2010/09/13 17:08:09	0.875	87.0	10.2
1103	2010/09/13 17:08:38	1.000	90.7	9.2
1104	2010/09/13 17:08:49	0.750	92.3	8.7
1105	2010/09/13 17:09:20	1.000	91.9	6.9
1106	2010/09/13 17:11:07	0.750	88.7	10.4
1107	2010/09/13 17:11:09	1.000	91.4	9.3
1108	2010/09/13 17:11:11	1.000	93.7	11.0
1109	2010/09/13 17:11:36	0.750	91.7	9.7
1110	2010/09/13 17:11:38	0.750	84.9	10.2
1111	2010/09/13 17:11:53	0.625	91.0	10.9

1112	2010/09/13 17:11:58	0.625	94.5	12.5
1113	2010/09/13 17:12:06	0.875	94.7	11.6
1114	2010/09/13 17:12:07	1.000	91.9	9.8
1115	2010/09/13 17:12:15	0.625	91.9	9.4
1116	2010/09/13 17:12:36	0.875	91.5	10.6
1117	2010/09/13 17:12:58	0.750	90.5	9.9
1118	2010/09/13 17:13:01	0.875	84.3	6.9
1119	2010/09/13 17:13:19	0.625	88.8	9.9
1120	2010/09/13 17:13:21	0.875	93.6	11.0
1121	2010/09/13 17:13:31	0.625	95.1	11.0
1122	2010/09/13 17:13:40	0.875	85.8	9.1
1123	2010/09/13 17:14:13	0.625	93.5	13.7
1124	2010/09/13 17:14:18	1.000	91.7	10.2
1125	2010/09/13 17:14:35	0.750	94.8	9.7
1126	2010/09/13 17:16:17	1.000	86.3	10.1
1127	2010/09/13 17:17:16	0.625	91.3	10.1
1128	2010/09/13 17:17:20	0.750	92.2	7.9
1129	2010/09/13 17:17:36	1.000	91.3	6.4
1130	2010/09/13 17:18:32	1.000	89.7	7.6
1131	2010/09/13 17:18:34	0.875	91.0	9.2
1132	2010/09/13 17:18:40	0.625	93.8	11.8
1133	2010/09/13 17:20:15	0.875	95.2	11.5
1134	2010/09/13 17:20:22	0.875	90.6	7.5
1135	2010/09/13 17:20:49	0.750	91.2	9.2
1136	2010/09/13 17:21:04	0.500	93.1	11.8
1137	2010/09/13 17:21:14	0.500	91.7	12.9
1138	2010/09/13 17:21:24	1.000	92.0	8.8
1139	2010/09/13 17:22:00	0.750	95.0	10.9
1140	2010/09/13 17:22:37	1.000	90.0	9.1
1141	2010/09/13 17:22:51	0.750	86.9	9.7
1142	2010/09/13 17:22:57	0.875	90.5	11.3
1143	2010/09/13 17:23:25	0.750	90.6	11.5
1144	2010/09/13 17:23:30	1.000	92.8	11.2
1145	2010/09/13 17:23:33	0.625	93.7	10.2
1146	2010/09/13 17:23:39	0.875	91.9	9.1
1147	2010/09/13 17:23:46	0.625	91.0	9.4
1148	2010/09/13 17:23:47	0.750	89.8	9.8
1149	2010/09/13 17:25:02	0.750	91.5	9.9
1150	2010/09/13 17:25:24	0.875	90.2	6.2
1151	2010/09/13 17:26:00	0.750	86.8	9.1
1152	2010/09/13 17:26:26	0.875	93.0	6.5
1153	2010/09/13 17:26:38	0.750	89.6	8.9
1154	2010/09/13 17:27:16	0.875	91.7	9.9
1155	2010/09/13 17:28:00	0.625	91.4	9.4
1156	2010/09/13 17:28:10	0.625	88.4	10.4
1157	2010/09/13 17:28:12	0.625	88.9	11.1
1158	2010/09/13 17:28:24	1.000	94.1	10.5
1159	2010/09/13 17:28:26	0.500	87.5	9.8

1160	2010/09/13 17:28:55	0.625	95.2	12.1
1161	2010/09/13 17:29:22	0.750	93.3	11.5
1162	2010/09/13 17:30:03	1.000	92.6	12.2
1163	2010/09/13 17:31:00	0.625	90.9	6.3
1164	2010/09/13 17:31:32	0.625	92.5	10.6
1165	2010/09/13 17:31:59	0.750	89.6	11.5
1166	2010/09/13 17:32:02	1.000	87.2	9.9
1167	2010/09/13 17:32:13	0.750	92.2	12.4
1168	2010/09/13 17:32:36	1.000	86.4	8.5
1169	2010/09/13 17:32:44	1.000	89.9	7.1
1170	2010/09/13 17:32:46	0.875	90.9	8.3
1171	2010/09/13 17:34:09	0.625	92.3	10.2
1172	2010/09/13 17:34:32	0.875	93.6	9.1
1173	2010/09/13 17:34:43	0.500	93.8	13.1
1174	2010/09/13 17:35:03	0.625	91.5	9.4
1175	2010/09/13 17:35:06	0.625	93.8	13.4
1176	2010/09/13 17:35:10	0.750	92.1	10.3
1177	2010/09/13 17:35:18	1.000	90.7	9.9
1178	2010/09/13 17:35:36	0.875	90.3	8.0
1179	2010/09/13 17:35:39	0.875	89.1	8.5
1180	2010/09/13 17:36:03	0.750	93.2	7.4
1181	2010/09/13 17:36:33	0.750	85.2	10.5
1182	2010/09/13 17:36:35	0.875	86.8	12.2
1183	2010/09/13 17:36:48	0.625	86.9	11.0
1184	2010/09/13 17:37:06	0.875	95.3	9.9
1185	2010/09/13 17:37:15	0.875	92.1	9.8
1186	2010/09/13 17:37:16	1.000	90.1	9.1
1187	2010/09/13 17:37:18	0.625	92.4	10.3
1188	2010/09/13 17:37:33	1.000	92.1	10.0
1189	2010/09/13 17:37:42	0.875	86.8	7.0
1190	2010/09/13 17:37:52	0.625	95.8	11.4
1191	2010/09/13 17:37:55	1.000	90.5	7.8
1192	2010/09/13 17:37:56	1.000	91.4	9.5
1193	2010/09/13 17:38:02	0.750	91.8	9.3
1194	2010/09/13 17:38:17	1.000	93.5	8.6
1195	2010/09/13 17:38:20	0.875	96.1	8.9
1196	2010/09/13 17:38:21	1.000	95.8	10.3
1197	2010/09/13 17:38:24	0.500	93.1	9.5
1198	2010/09/13 17:38:25	0.625	94.1	11.3
1199	2010/09/13 17:38:46	0.875	91.4	10.1
1200	2010/09/13 17:39:43	0.875	97.4	8.7
1201	2010/09/13 17:39:50	1.000	93.3	10.6
1202	2010/09/13 17:39:51	0.500	81.3	11.2
1203	2010/09/13 17:39:52	1.000	78.1	12.2
1204	2010/09/13 17:39:59	0.625	85.6	12.4
1205	2010/09/13 17:40:02	0.500	90.6	11.9
1206	2010/09/13 17:40:31	0.875	81.4	11.1
1207	2010/09/13 17:41:06	1.000	88.2	8.3

1208	2010/09/13 17:41:31	1.000	91.1	11.6
1209	2010/09/13 17:41:53	1.000	91.7	8.1
1210	2010/09/13 17:41:55	0.875	94.3	10.6
1211	2010/09/13 17:41:58	1.000	85.2	10.9
1212	2010/09/13 17:42:19	0.500	90.3	10.4
1213	2010/09/13 17:42:37	0.750	93.3	12.8
1214	2010/09/13 17:42:38	1.000	90.6	9.6
1215	2010/09/13 17:42:41	0.875	93.6	11.9
1216	2010/09/13 17:42:43	0.750	85.9	11.9
1217	2010/09/13 17:43:17	0.750	87.2	7.9
1218	2010/09/13 17:43:25	0.750	92.1	10.6
1219	2010/09/13 17:44:58	1.000	94.0	11.9
1220	2010/09/13 17:45:25	0.625	88.9	11.0
1221	2010/09/13 17:45:42	1.000	88.5	10.7
1222	2010/09/13 17:45:46	0.625	83.9	8.9
1223	2010/09/13 17:45:50	0.750	84.7	11.3
1224	2010/09/13 17:45:53	1.000	84.7	8.9
1225	2010/09/13 17:45:57	0.875	86.9	9.0
1226	2010/09/13 17:45:58	1.000	86.7	8.5
1227	2010/09/13 17:46:18	0.625	93.2	12.6
1228	2010/09/13 17:46:30	1.000	87.9	7.2
1229	2010/09/13 17:46:44	0.500	91.6	11.7
1230	2010/09/13 17:46:51	1.000	89.2	7.1
1231	2010/09/13 17:46:59	0.500	84.9	8.1
1232	2010/09/13 17:47:15	0.750	89.6	9.1
1233	2010/09/13 17:47:18	0.750	88.6	7.8
1234	2010/09/13 17:47:19	1.000	82.9	6.9
1235	2010/09/13 17:47:23	0.500	93.9	13.4
1236	2010/09/13 17:47:30	1.000	89.0	6.7
1237	2010/09/13 17:48:04	0.750	94.5	10.7
1238	2010/09/13 17:48:48	0.875	98.9	10.6
1239	2010/09/13 17:49:36	1.000	85.5	10.0
1240	2010/09/13 17:49:42	1.000	88.7	7.1
1241	2010/09/13 17:50:27	0.875	73.6	10.1
1242	2010/09/13 17:50:34	0.625	82.3	13.4
1243	2010/09/13 17:50:35	0.625	84.8	9.6
1244	2010/09/13 17:50:42	0.750	86.0	12.9
1245	2010/09/13 17:50:53	0.625	82.6	11.2
1246	2010/09/13 17:50:54	0.500	85.7	12.1
1247	2010/09/13 17:51:00	0.875	80.8	11.2
1248	2010/09/13 17:51:08	0.625	84.3	12.4
1249	2010/09/13 17:51:13	1.000	78.3	8.3
1250	2010/09/13 17:51:22	0.875	75.0	8.9
1251	2010/09/13 17:51:24	0.750	80.2	9.3
1252	2010/09/13 17:52:00	1.000	90.0	7.4
1253	2010/09/13 17:52:01	0.750	86.3	7.7
1254	2010/09/13 17:52:33	0.750	92.3	10.6
1255	2010/09/13 17:52:49	0.750	86.7	9.3

1256	2010/09/13 17:53:50	0.500	86.5	9.8
1257	2010/09/13 17:53:56	0.750	87.5	10.6
1258	2010/09/13 17:54:03	0.625	85.1	11.8
1259	2010/09/13 17:54:05	0.500	89.9	13.0
1260	2010/09/13 17:54:27	0.625	90.8	11.8
1261	2010/09/13 17:54:45	0.750	90.3	13.0
1262	2010/09/13 17:54:51	0.875	87.1	7.8
1263	2010/09/13 17:54:56	0.625	92.0	11.8
1264	2010/09/13 17:55:10	0.500	84.4	7.2
1265	2010/09/13 17:55:14	0.625	92.3	9.3
1266	2010/09/13 17:55:40	0.750	92.4	10.0
1267	2010/09/13 17:55:42	0.875	87.6	7.1
1268	2010/09/13 17:56:29	1.000	90.3	7.2
1269	2010/09/13 17:56:41	0.875	97.4	11.3
1270	2010/09/13 17:57:40	0.625	84.7	9.5
1271	2010/09/13 17:58:00	0.500	91.1	11.0
1272	2010/09/13 17:58:46	0.875	88.0	9.9
1273	2010/09/13 17:58:51	0.750	83.2	9.6
1274	2010/09/13 17:59:00	0.750	89.3	12.4
1275	2010/09/13 17:59:03	0.875	90.6	10.2
1276	2010/09/13 17:59:12	0.500	91.2	12.5
1277	2010/09/13 17:59:20	0.625	88.2	10.1
1278	2010/09/13 17:59:25	0.875	84.9	8.4
1279	2010/09/13 17:59:28	0.750	90.1	11.5
1280	2010/09/13 18:00:53	1.000	88.2	10.0
1281	2010/09/13 18:00:54	0.875	87.2	8.7
1282	2010/09/13 18:01:08	0.625	93.3	11.9
1283	2010/09/13 18:01:18	0.875	89.8	9.4
1284	2010/09/13 18:01:42	0.750	95.6	11.7
1285	2010/09/13 18:01:46	0.875	97.8	11.8
1286	2010/09/13 18:01:53	0.625	92.9	13.0
1287	2010/09/13 18:01:54	0.625	96.9	11.9
1288	2010/09/13 18:03:55	0.750	90.1	11.8
1289	2010/09/13 18:04:01	1.000	97.4	12.6
1290	2010/09/13 18:05:39	0.625	92.2	11.6
1291	2010/09/13 18:05:44	0.750	90.4	12.3
1292	2010/09/13 18:06:01	0.875	93.4	10.0
1293	2010/09/13 18:06:11	0.750	94.5	12.2
1294	2010/09/13 18:06:18	0.625	98.0	12.6
1295	2010/09/13 18:06:40	0.625	95.3	12.5
1296	2010/09/13 18:06:46	1.000	91.8	11.1
1297	2010/09/13 18:07:06	0.875	88.7	10.9
1298	2010/09/13 18:07:17	0.750	89.9	9.5
1299	2010/09/13 18:07:18	0.625	90.8	10.7
1300	2010/09/13 18:07:27	0.875	93.6	11.6
1301	2010/09/13 18:07:39	0.500	92.4	12.3
1302	2010/09/13 18:07:49	0.875	96.8	9.9
1303	2010/09/13 18:07:51	0.750	95.3	11.0

1304	2010/09/13 18:08:03	0.500	103.1	13.6
1305	2010/09/13 18:08:08	0.875	94.6	11.0
1306	2010/09/13 18:08:37	0.625	98.5	13.4
1307	2010/09/13 18:08:48	0.750	94.7	11.3
1308	2010/09/13 18:09:02	0.875	95.6	11.8
1309	2010/09/13 18:09:42	0.625	94.7	12.3
1310	2010/09/13 18:10:03	1.000	95.0	12.2
1311	2010/09/13 18:10:17	1.000	91.6	9.2
1312	2010/09/13 18:10:23	0.500	96.8	12.9
1313	2010/09/13 18:10:26	0.625	94.8	11.4
1314	2010/09/13 18:10:37	0.625	92.8	10.4
1315	2010/09/13 18:10:55	0.875	94.8	11.0
1316	2010/09/13 18:10:57	0.750	94.4	11.8
1317	2010/09/13 18:12:11	0.625	94.9	12.5
1318	2010/09/13 18:12:32	0.750	90.1	10.2
1319	2010/09/13 18:12:48	0.500	94.8	12.4
1320	2010/09/13 18:13:15	0.875	94.8	10.9
1321	2010/09/13 18:13:19	1.000	94.0	9.5
1322	2010/09/13 18:14:03	0.625	95.2	12.2
1323	2010/09/13 18:14:15	0.625	98.2	12.6
1324	2010/09/13 18:14:20	0.625	94.3	9.9
1325	2010/09/13 18:14:41	1.000	96.1	9.7
1326	2010/09/13 18:14:45	0.625	99.6	12.6
1327	2010/09/13 18:14:49	0.500	98.3	13.3
1328	2010/09/13 18:14:54	0.875	90.0	10.8
1329	2010/09/13 18:15:21	0.625	95.2	12.9
1330	2010/09/13 18:15:21	0.625	94.0	11.2
1331	2010/09/13 18:16:36	0.875	97.0	13.0
1332	2010/09/13 18:17:18	1.000	94.3	9.9
1333	2010/09/13 18:18:01	0.875	91.1	10.9
1334	2010/09/13 18:18:07	0.875	94.6	10.3
1335	2010/09/13 18:18:18	0.750	97.3	11.8
1336	2010/09/13 18:18:57	1.000	100.2	12.8
1337	2010/09/13 18:19:03	0.500	101.0	12.9
1338	2010/09/13 18:19:07	1.000	92.8	8.3
1339	2010/09/13 18:19:32	1.000	96.5	10.7
1340	2010/09/13 18:19:36	0.750	95.6	12.4
1341	2010/09/13 18:21:20	0.625	97.4	11.8
1342	2010/09/13 18:22:14	0.750	104.0	11.7
1343	2010/09/13 18:22:23	0.625	98.1	12.3
1344	2010/09/13 18:22:24	0.750	95.4	11.1
1345	2010/09/13 18:22:26	0.875	97.3	9.0
1346	2010/09/13 18:22:43	0.625	94.0	10.2
1347	2010/09/13 18:22:45	0.750	91.8	9.1
1348	2010/09/13 18:22:56	0.625	93.6	9.1
1349	2010/09/13 18:22:59	1.000	94.4	9.9
1350	2010/09/13 18:23:00	1.000	94.3	10.7
1351	2010/09/13 18:23:02	1.000	93.4	10.7

1352	2010/09/13 18:23:04	0.625	92.8	11.6
1353	2010/09/13 18:23:05	0.625	92.4	11.0
1354	2010/09/13 18:23:08	0.625	96.9	12.5
1355	2010/09/13 18:23:09	0.750	95.8	11.2
1356	2010/09/13 18:23:10	0.500	95.2	11.1
1357	2010/09/13 18:24:32	0.625	87.5	7.0
1358	2010/09/13 18:24:43	0.500	95.3	11.7
1359	2010/09/13 18:24:59	0.625	88.1	11.2
1360	2010/09/13 18:25:00	0.625	91.1	11.8
1361	2010/09/13 18:25:01	0.625	88.1	10.2
1362	2010/09/13 18:25:08	1.000	87.3	8.9
1363	2010/09/13 18:25:09	0.625	90.3	11.5
1364	2010/09/13 18:25:36	0.750	88.3	8.1
1365	2010/09/13 18:25:56	0.750	89.8	11.0
1366	2010/09/13 18:26:00	0.625	88.1	11.9
1367	2010/09/13 18:26:04	0.750	93.0	11.3
1368	2010/09/13 18:26:15	0.625	91.1	10.9
1369	2010/09/13 18:26:24	0.625	86.2	11.7
1370	2010/09/13 18:26:26	1.000	91.7	12.5
1371	2010/09/13 18:26:35	0.500	94.7	12.2
1372	2010/09/13 18:26:41	0.875	94.1	9.0
1373	2010/09/13 18:27:31	0.750	91.0	8.1
1374	2010/09/13 18:28:00	0.875	89.8	10.6
1375	2010/09/13 18:28:40	1.000	91.8	9.3
1376	2010/09/13 18:28:45	0.750	88.8	8.3
1377	2010/09/13 18:28:58	1.000	87.6	10.3
1378	2010/09/13 18:29:06	0.875	87.9	9.9
1379	2010/09/13 18:29:45	0.750	90.9	9.4
1380	2010/09/13 18:29:53	0.875	91.8	10.9
1381	2010/09/13 18:30:09	0.875	87.9	8.8
1382	2010/09/13 18:31:28	1.000	86.6	6.9
1383	2010/09/13 18:31:31	0.625	101.4	13.8
1384	2010/09/13 18:31:32	0.625	98.2	10.8
1385	2010/09/13 18:32:19	0.875	91.9	9.7
1386	2010/09/13 18:32:36	0.875	94.9	7.7
1387	2010/09/13 18:33:00	0.625	93.7	10.2
1388	2010/09/13 18:33:10	1.000	92.4	7.6
1389	2010/09/13 18:33:29	0.750	95.0	12.7
1390	2010/09/13 18:33:30	1.000	92.4	9.6
1391	2010/09/13 18:34:36	0.750	93.6	7.9
1392	2010/09/13 18:34:39	0.625	94.9	11.3
1393	2010/09/13 18:34:41	1.000	89.8	8.1
1394	2010/09/13 18:36:08	0.875	94.3	6.6
1395	2010/09/13 18:36:43	1.000	97.8	8.4
1396	2010/09/13 18:38:53	1.000	98.0	11.7
1397	2010/09/13 18:39:11	0.750	82.9	7.8
1398	2010/09/13 18:39:54	0.750	82.3	11.7
1399	2010/09/13 18:39:55	0.625	84.0	12.3

1400	2010/09/13 18:39:56	0.750	85.5	9.7
1401	2010/09/13 18:40:30	0.625	88.9	8.9
1402	2010/09/13 18:40:57	0.750	85.1	7.4
1403	2010/09/13 18:41:00	0.625	92.9	11.1
1404	2010/09/13 18:41:04	0.750	82.1	9.8
1405	2010/09/13 18:41:05	0.625	89.0	12.7
1406	2010/09/13 18:41:06	0.750	90.1	10.3
1407	2010/09/13 18:41:46	0.625	86.7	10.0
1408	2010/09/13 18:42:10	0.500	77.4	11.4
1409	2010/09/13 18:42:23	0.750	82.2	8.7
1410	2010/09/13 18:43:03	0.875	89.4	6.6
1411	2010/09/13 18:43:06	0.875	88.0	7.8
1412	2010/09/13 18:43:11	0.625	90.7	11.6
1413	2010/09/13 18:43:24	0.625	87.8	10.4
1414	2010/09/13 18:48:16	0.750	88.5	10.1
1415	2010/09/13 18:49:09	0.625	86.6	11.6
1416	2010/09/13 18:49:13	0.750	93.7	10.9
1417	2010/09/13 18:49:44	0.625	81.4	11.6
1418	2010/09/13 18:49:44	0.750	83.0	10.8
1419	2010/09/13 18:49:47	0.625	89.6	11.5
1420	2010/09/13 18:49:48	0.625	94.0	10.0
1421	2010/09/13 18:50:03	0.625	84.5	12.9
1422	2010/09/13 18:50:08	0.750	85.7	12.5
1423	2010/09/13 18:50:10	0.625	88.9	11.6
1424	2010/09/13 18:54:11	0.875	81.5	11.9
1425	2010/09/13 18:54:16	0.750	81.4	11.0
1426	2010/09/13 18:58:34	1.000	93.9	13.1
1427	2010/09/13 18:58:45	1.000	87.1	11.5
1428	2010/09/13 18:59:05	0.625	93.9	13.4
1429	2010/09/13 19:00:16	0.750	87.5	8.0
1430	2010/09/13 19:00:16	0.875	86.7	8.1
1431	2010/09/13 19:00:18	1.000	92.1	8.3
1432	2010/09/13 19:01:14	0.500	95.0	12.5
1433	2010/09/13 19:02:16	0.750	90.8	8.9
1434	2010/09/13 19:02:22	0.625	91.1	10.7
1435	2010/09/13 19:02:39	0.625	81.2	8.7
1436	2010/09/13 19:02:53	0.750	90.4	8.2
1437	2010/09/13 19:02:54	0.625	89.1	9.5
1438	2010/09/13 19:02:58	0.625	88.5	10.8
1439	2010/09/13 19:03:40	0.750	94.7	9.2
1440	2010/09/13 19:04:42	0.625	91.6	7.9
1441	2010/09/13 19:04:52	0.875	95.2	9.4
1442	2010/09/13 19:05:09	1.000	94.8	7.9
1443	2010/09/13 19:05:11	0.875	95.0	9.2
1444	2010/09/13 19:05:16	1.000	91.1	9.6
1445	2010/09/13 19:05:19	0.625	96.4	12.2
1446	2010/09/13 19:05:57	0.875	81.9	8.9
1447	2010/09/13 19:05:59	1.000	78.6	8.6

1448	2010/09/13 19:06:37	0.750	85.9	10.0
1449	2010/09/13 19:06:38	0.500	82.9	9.7
1450	2010/09/13 19:07:10	0.875	93.8	9.4
1451	2010/09/13 19:07:15	0.875	92.3	8.3
1452	2010/09/13 19:07:16	0.500	91.7	8.8
1453	2010/09/13 19:07:35	0.875	88.6	7.4
1454	2010/09/13 19:07:37	0.875	83.8	8.1
1455	2010/09/13 19:07:47	0.750	89.0	7.6
1456	2010/09/13 19:08:18	0.750	86.3	10.6
1457	2010/09/13 19:08:43	1.000	84.3	10.7
1458	2010/09/13 19:08:45	0.750	88.2	12.4
1459	2010/09/13 19:08:57	0.750	81.1	9.6
1460	2010/09/13 19:09:03	0.625	96.6	13.3
1461	2010/09/13 19:09:22	0.875	77.4	11.2
1462	2010/09/13 19:11:14	0.875	92.6	6.1
1463	2010/09/13 19:11:57	0.625	98.1	10.4
1464	2010/09/13 19:12:25	1.000	87.7	10.5
1465	2010/09/13 19:12:27	0.625	82.5	8.6
1466	2010/09/13 19:12:31	0.625	87.5	12.1
1467	2010/09/13 19:12:41	1.000	92.4	8.5
1468	2010/09/13 19:12:44	0.875	86.0	9.5
1469	2010/09/13 19:12:46	0.625	90.3	12.0
1470	2010/09/13 19:12:47	0.625	92.0	11.3
1471	2010/09/13 19:12:49	0.625	90.2	12.3
1472	2010/09/13 19:12:53	1.000	84.5	9.9
1473	2010/09/13 19:13:04	0.625	83.4	11.8
1474	2010/09/13 19:13:11	1.000	86.4	8.3
1475	2010/09/13 19:13:23	0.750	89.2	9.5
1476	2010/09/13 19:14:09	1.000	95.3	7.4
1477	2010/09/13 19:14:19	1.000	95.2	7.2
1478	2010/09/13 19:14:23	0.625	86.9	9.4
1479	2010/09/13 19:14:24	0.750	85.5	9.4
1480	2010/09/13 19:14:25	0.625	86.1	9.9
1481	2010/09/13 19:14:34	0.875	88.7	11.8
1482	2010/09/13 19:15:01	0.625	88.8	8.6
1483	2010/09/13 19:15:02	0.625	90.0	9.8
1484	2010/09/13 19:15:19	0.750	88.7	10.7
1485	2010/09/13 19:15:25	1.000	88.6	10.8
1486	2010/09/13 19:15:35	0.625	93.2	11.7
1487	2010/09/13 19:16:00	0.875	92.4	7.8
1488	2010/09/13 19:16:02	0.750	90.8	11.3
1489	2010/09/13 19:16:40	1.000	90.1	10.9
1490	2010/09/13 19:16:42	0.875	91.4	10.4
1491	2010/09/13 19:16:48	0.625	90.7	12.8
1492	2010/09/13 19:16:57	1.000	88.3	10.2
1493	2010/09/13 19:17:05	0.625	92.5	12.4
1494	2010/09/13 19:17:10	0.500	90.6	8.8
1495	2010/09/13 19:17:31	0.625	90.9	9.2

1496	2010/09/13 19:17:32	1.000	93.2	8.5
1497	2010/09/13 19:17:54	0.875	92.4	8.9
1498	2010/09/13 19:17:56	0.625	86.5	8.3
1499	2010/09/13 19:17:58	1.000	95.5	9.9
1500	2010/09/13 19:17:59	1.000	92.8	9.0
1501	2010/09/13 19:18:05	0.500	99.6	12.0
1502	2010/09/13 19:18:24	1.000	94.2	10.2
1503	2010/09/13 19:18:38	0.875	86.8	11.1
1504	2010/09/13 19:18:40	1.000	88.9	9.3
1505	2010/09/13 19:18:42	0.625	86.4	12.0
1506	2010/09/13 19:18:44	0.500	92.7	12.7
1507	2010/09/13 19:18:48	0.500	93.7	12.6
1508	2010/09/13 19:18:51	0.875	93.0	10.0
1509	2010/09/13 19:18:53	0.750	91.4	9.5
1510	2010/09/13 19:19:13	0.750	93.5	10.4
1511	2010/09/13 19:19:30	1.000	85.1	7.5
1512	2010/09/13 19:19:33	0.750	89.0	11.7
1513	2010/09/13 19:19:36	1.000	87.7	11.7
1514	2010/09/13 19:19:37	0.625	84.9	9.9
1515	2010/09/13 19:19:38	0.500	86.4	10.6
1516	2010/09/13 19:20:01	0.875	85.2	7.4
1517	2010/09/13 19:20:16	0.625	91.3	13.6
1518	2010/09/13 19:20:17	0.625	89.6	10.5
1519	2010/09/13 19:20:18	0.875	85.4	10.2
1520	2010/09/13 19:20:18	1.000	87.3	7.7
1521	2010/09/13 19:20:21	0.625	81.7	8.5
1522	2010/09/13 19:20:22	0.625	84.4	11.0
1523	2010/09/13 19:20:37	0.625	87.4	10.0
1524	2010/09/13 19:20:44	0.875	84.5	10.4
1525	2010/09/13 19:20:47	1.000	84.2	10.9
1526	2010/09/13 19:21:02	0.875	91.7	7.0
1527	2010/09/13 19:21:25	1.000	92.7	7.3
1528	2010/09/13 19:21:27	0.625	87.6	7.3
1529	2010/09/13 19:21:28	0.750	96.0	10.0
1530	2010/09/13 19:21:50	1.000	96.9	9.5
1531	2010/09/13 19:22:17	1.000	92.8	7.9
1532	2010/09/13 19:22:18	0.625	92.8	10.0
1533	2010/09/13 19:22:26	0.875	100.1	9.6
1534	2010/09/13 19:22:29	0.875	92.7	10.2
1535	2010/09/13 19:24:20	0.875	92.9	6.8
1536	2010/09/13 19:25:15	1.000	94.0	9.0
1537	2010/09/13 19:25:31	0.500	98.0	11.9
1538	2010/09/13 19:25:52	0.625	97.4	12.3
1539	2010/09/13 19:26:02	0.875	100.3	9.5
1540	2010/09/13 19:26:09	0.625	97.3	8.4
1541	2010/09/13 19:26:23	1.000	99.1	7.0
1542	2010/09/13 19:26:38	0.875	101.1	10.5
1543	2010/09/13 19:27:24	1.000	97.2	8.2

1544	2010/09/13 19:27:38	1.000	93.7	11.0
1545	2010/09/13 19:27:44	0.875	89.9	9.8
1546	2010/09/13 19:27:49	0.875	95.8	10.0
1547	2010/09/13 19:28:04	0.750	90.1	10.7
1548	2010/09/13 19:28:15	0.625	88.8	12.3
1549	2010/09/13 19:28:36	0.750	94.6	12.2
1550	2010/09/13 19:28:42	1.000	102.0	9.1
1551	2010/09/13 19:28:46	0.625	90.2	8.6
1552	2010/09/13 19:28:49	0.625	92.1	12.2
1553	2010/09/13 19:28:50	0.500	94.4	12.1
1554	2010/09/13 19:29:05	0.750	94.7	9.7
1555	2010/09/13 19:29:10	0.750	99.3	11.1
1556	2010/09/13 19:29:11	0.625	103.8	11.6
1557	2010/09/13 19:29:15	1.000	95.4	8.3
1558	2010/09/13 19:29:31	0.625	103.7	14.0
1559	2010/09/13 19:29:33	0.875	92.1	15.3
1560	2010/09/13 19:29:40	0.625	91.2	9.9
1561	2010/09/13 19:29:59	0.750	93.0	10.5
1562	2010/09/13 19:30:50	0.750	92.3	12.1
1563	2010/09/13 19:31:08	0.625	94.0	10.9
1564	2010/09/13 19:31:09	0.625	96.3	11.5
1565	2010/09/13 19:31:27	0.750	95.7	12.9
1566	2010/09/13 19:31:37	0.750	92.4	12.4
1567	2010/09/13 19:31:38	0.875	94.5	11.3
1568	2010/09/13 19:31:46	0.875	92.7	8.5
1569	2010/09/13 19:31:47	0.750	90.5	8.3
1570	2010/09/13 19:31:53	0.875	95.6	11.1
1571	2010/09/13 19:32:08	1.000	95.3	9.5
1572	2010/09/13 19:32:10	1.000	86.6	8.1
1573	2010/09/13 19:32:17	0.750	92.3	9.1
1574	2010/09/13 19:32:50	0.875	90.3	9.9
1575	2010/09/13 19:33:01	0.875	93.3	9.0
1576	2010/09/13 19:33:03	0.750	90.1	9.9
1577	2010/09/13 19:33:05	0.750	85.4	9.0
1578	2010/09/13 19:33:16	0.625	96.4	10.8
1579	2010/09/13 19:33:24	0.750	96.5	11.8
1580	2010/09/13 19:35:17	1.000	84.3	10.2
1581	2010/09/13 19:36:06	0.625	94.2	14.0
1582	2010/09/13 19:36:21	0.750	82.9	8.0
1583	2010/09/13 19:36:41	0.500	93.0	11.3
1584	2010/09/13 19:36:42	0.750	90.2	10.2
1585	2010/09/13 19:37:18	0.750	93.3	7.9
1586	2010/09/13 19:37:20	0.750	84.6	8.0
1587	2010/09/13 19:37:29	0.875	85.0	8.2
1588	2010/09/13 19:37:33	0.625	97.2	11.3
1589	2010/09/13 19:37:44	0.875	88.8	9.8
1590	2010/09/13 19:37:56	0.750	85.3	9.4
1591	2010/09/13 19:37:58	0.625	92.9	12.2

1592	2010/09/13 19:38:09	0.750	99.4	8.5
1593	2010/09/13 19:38:11	0.750	89.1	8.4
1594	2010/09/13 19:38:14	1.000	79.2	10.0
1595	2010/09/13 19:38:29	0.875	84.8	10.4
1596	2010/09/13 19:38:32	0.875	87.3	7.4
1597	2010/09/13 19:38:35	0.750	83.4	6.9
1598	2010/09/13 19:38:35	0.875	81.7	6.1
1599	2010/09/13 19:38:46	1.000	86.8	10.3
1600	2010/09/13 19:39:02	0.875	93.4	8.5
1601	2010/09/13 19:39:11	0.875	94.4	13.5
1602	2010/09/13 19:39:17	1.000	89.0	9.7
1603	2010/09/13 19:40:00	0.625	91.3	11.3
1604	2010/09/13 19:40:28	1.000	91.1	6.8
1605	2010/09/13 19:40:42	0.875	91.1	9.7
1606	2010/09/13 19:42:55	0.875	91.6	9.7
1607	2010/09/13 19:43:03	1.000	98.8	11.5
1608	2010/09/13 19:43:41	0.875	92.1	7.7
1609	2010/09/13 19:44:04	0.750	93.1	8.8
1610	2010/09/13 19:44:09	0.750	93.2	7.4
1611	2010/09/13 19:45:24	0.750	96.1	8.3
1612	2010/09/13 19:45:52	0.500	97.1	12.4
1613	2010/09/13 19:47:07	0.625	97.0	10.4
1614	2010/09/13 19:47:20	1.000	92.3	8.2
1615	2010/09/13 19:47:29	0.875	95.9	8.4
1616	2010/09/13 19:47:36	0.750	94.7	9.2
1617	2010/09/13 19:47:57	0.500	97.8	11.5
1618	2010/09/13 19:48:03	0.500	94.2	12.4
1619	2010/09/13 19:48:18	0.750	91.4	9.8
1620	2010/09/13 19:49:18	0.625	99.1	8.9
1621	2010/09/13 19:49:20	1.000	94.3	9.6
1622	2010/09/13 19:49:21	0.875	96.0	8.6
1623	2010/09/13 19:49:41	1.000	96.6	9.7
1624	2010/09/13 19:49:52	0.875	94.8	8.3
1625	2010/09/13 19:50:27	0.750	93.6	8.3
1626	2010/09/13 19:51:00	0.750	90.9	6.2
1627	2010/09/13 19:51:02	1.000	90.0	10.6
1628	2010/09/13 19:51:20	0.875	97.0	8.1
1629	2010/09/13 19:51:32	0.875	90.8	7.0
1630	2010/09/13 19:51:33	0.750	96.4	11.7
1631	2010/09/13 19:51:55	0.625	94.2	11.3
1632	2010/09/13 19:52:30	0.625	92.9	10.9
1633	2010/09/13 19:52:43	0.500	98.0	12.9
1634	2010/09/13 19:52:46	0.750	90.5	9.8
1635	2010/09/13 19:52:54	0.625	93.2	11.3
1636	2010/09/13 19:53:21	1.000	96.8	7.3
1637	2010/09/13 19:53:24	0.875	91.9	9.8
1638	2010/09/13 19:53:41	1.000	98.9	10.9
1639	2010/09/13 19:53:43	0.875	97.4	10.2

1640	2010/09/13 19:53:55	0.875	96.3	8.5
1641	2010/09/13 19:53:59	1.000	94.3	8.8
1642	2010/09/13 19:54:01	0.875	89.8	12.4
1643	2010/09/13 19:54:03	0.500	97.4	12.9
1644	2010/09/13 19:54:17	1.000	98.9	7.8
1645	2010/09/13 19:55:05	0.875	93.7	8.1
1646	2010/09/13 19:55:09	0.625	97.1	11.0
1647	2010/09/13 19:55:10	0.875	93.0	9.9
1648	2010/09/13 19:55:11	1.000	95.4	9.4
1649	2010/09/13 19:56:06	1.000	96.9	9.1
1650	2010/09/13 19:56:14	0.750	94.7	11.1
1651	2010/09/13 19:56:22	0.750	92.5	9.4
1652	2010/09/13 19:56:29	0.625	93.8	10.5
1653	2010/09/13 19:56:31	0.625	90.8	11.7
1654	2010/09/13 19:56:48	1.000	98.3	7.0
1655	2010/09/13 19:57:16	1.000	102.5	7.0
1656	2010/09/13 19:57:29	0.875	91.1	8.9
1657	2010/09/13 19:57:44	1.000	99.2	9.3
1658	2010/09/13 19:57:54	0.750	91.8	8.3
1659	2010/09/13 19:57:57	1.000	91.7	6.8
1660	2010/09/13 19:58:04	0.875	98.2	11.3
1661	2010/09/13 19:59:01	0.875	100.7	11.3
1662	2010/09/13 19:59:39	0.750	98.9	7.8
1663	2010/09/13 19:59:44	0.750	99.2	10.2
1664	2010/09/13 20:01:00	0.500	107.5	9.3
1665	2010/09/13 20:01:07	0.875	99.9	10.1
1666	2010/09/13 20:01:32	0.875	97.2	9.9
1667	2010/09/13 20:01:41	0.625	103.4	12.5
1668	2010/09/13 20:01:52	0.875	98.6	9.1
1669	2010/09/13 20:02:43	0.500	95.2	11.8
1670	2010/09/13 20:02:50	0.625	100.3	10.0
1671	2010/09/13 20:03:07	0.875	89.2	6.4
1672	2010/09/13 20:03:20	0.625	95.4	11.9
1673	2010/09/13 20:03:25	0.750	93.2	12.0
1674	2010/09/13 20:03:28	0.875	99.5	13.0
1675	2010/09/13 20:03:30	1.000	94.4	8.0
1676	2010/09/13 20:04:12	0.875	98.7	10.9
1677	2010/09/13 20:05:15	0.875	98.6	10.4
1678	2010/09/13 20:05:23	0.625	98.2	9.2
1679	2010/09/13 20:05:29	1.000	99.2	10.9
1680	2010/09/13 20:05:51	0.625	95.4	8.3
1681	2010/09/13 20:06:05	0.625	92.7	11.8
1682	2010/09/13 20:06:21	1.000	95.0	6.4
1683	2010/09/13 20:06:29	0.625	100.3	10.8
1684	2010/09/13 20:06:53	0.750	98.4	8.7
1685	2010/09/13 20:08:40	0.625	92.6	10.3
1686	2010/09/13 20:08:42	0.750	102.9	11.2
1687	2010/09/13 20:08:52	0.875	92.5	10.7

1688	2010/09/13 20:08:56	0.750	94.1	9.1
1689	2010/09/13 20:09:22	0.625	95.3	12.7
1690	2010/09/13 20:09:24	0.750	90.4	10.5
1691	2010/09/13 20:09:58	0.625	93.0	13.2
1692	2010/09/13 20:10:02	0.625	92.1	10.5
1693	2010/09/13 20:10:22	0.625	98.4	11.3
1694	2010/09/13 20:10:34	1.000	94.4	11.8
1695	2010/09/13 20:10:36	0.625	94.0	10.0
1696	2010/09/13 20:10:38	0.875	95.2	10.3
1697	2010/09/13 20:11:16	0.625	95.9	10.3
1698	2010/09/13 20:11:57	0.750	92.1	11.4
1699	2010/09/13 20:12:03	0.625	98.0	10.4
1700	2010/09/13 20:12:06	0.625	92.8	9.4
1701	2010/09/13 20:12:07	0.875	95.7	10.6
1702	2010/09/13 20:12:11	0.875	101.1	9.8
1703	2010/09/13 20:12:22	0.625	95.0	12.1
1704	2010/09/13 20:12:33	0.625	102.6	12.4
1705	2010/09/13 20:12:35	0.625	95.1	10.1
1706	2010/09/13 20:12:37	0.875	97.8	10.6
1707	2010/09/13 20:12:43	0.750	95.4	9.2
1708	2010/09/13 20:12:51	0.750	103.3	12.1
1709	2010/09/13 20:12:54	0.750	99.1	9.4
1710	2010/09/13 20:13:07	1.000	98.0	8.1
1711	2010/09/13 20:13:39	1.000	97.3	8.0
1712	2010/09/13 20:13:41	0.625	98.0	8.8
1713	2010/09/13 20:13:49	0.625	102.6	12.3
1714	2010/09/13 20:13:53	0.750	101.2	10.3
1715	2010/09/13 20:13:56	0.625	97.0	9.2
1716	2010/09/13 20:14:01	0.875	99.5	8.9
1717	2010/09/13 20:15:05	0.625	102.5	12.0
1718	2010/09/13 20:15:08	0.625	93.4	11.3
1719	2010/09/13 20:15:27	1.000	100.2	13.1
1720	2010/09/13 20:15:30	1.000	97.9	11.8
1721	2010/09/13 20:15:53	1.000	104.0	12.3
1722	2010/09/13 20:16:02	0.625	103.9	12.9
1723	2010/09/13 20:16:05	0.875	94.8	7.1
1724	2010/09/13 20:16:08	0.750	94.3	6.2
1725	2010/09/13 20:16:16	0.875	91.1	6.8
1726	2010/09/13 20:16:47	0.625	96.5	9.8
1727	2010/09/13 20:17:17	0.750	99.6	9.7
1728	2010/09/13 20:17:20	1.000	99.5	10.1
1729	2010/09/13 20:17:22	1.000	95.5	9.5
1730	2010/09/13 20:17:24	0.750	99.4	8.9
1731	2010/09/13 20:17:47	0.500	91.7	10.9
1732	2010/09/13 20:17:57	1.000	96.5	8.8
1733	2010/09/13 20:21:06	0.750	100.1	7.6
1734	2010/09/13 20:21:37	1.000	97.5	7.4
1735	2010/09/13 20:22:00	0.750	103.8	9.7

1736	2010/09/13 20:22:19	1.000	97.1	9.8
1737	2010/09/13 20:22:24	0.750	95.1	10.1
1738	2010/09/13 20:23:23	0.875	87.8	10.9
1739	2010/09/13 20:23:42	0.625	100.0	12.9
1740	2010/09/13 20:23:51	0.625	92.6	10.4
1741	2010/09/13 20:23:59	0.750	98.4	10.7
1742	2010/09/13 20:24:05	0.875	91.2	11.8
1743	2010/09/13 20:24:06	0.625	91.7	9.8
1744	2010/09/13 20:24:09	1.000	94.3	9.2
1745	2010/09/13 20:24:13	0.875	93.5	9.4
1746	2010/09/13 20:24:28	0.625	95.5	10.3
1747	2010/09/13 20:24:32	0.500	102.2	13.3
1748	2010/09/13 20:24:39	0.625	101.7	12.8
1749	2010/09/13 20:24:51	0.625	94.7	11.2
1750	2010/09/13 20:24:59	0.750	93.9	10.9
1751	2010/09/13 20:25:09	0.625	90.2	12.5
1752	2010/09/13 20:25:25	0.625	90.2	12.3
1753	2010/09/13 20:25:27	0.625	91.4	12.4
1754	2010/09/13 20:26:24	0.625	84.2	11.3
1755	2010/09/13 20:26:31	0.750	91.6	10.4
1756	2010/09/13 20:26:48	0.500	103.3	10.5
1757	2010/09/13 20:27:23	0.625	102.7	10.1
1758	2010/09/13 20:27:35	0.750	98.8	10.5
1759	2010/09/13 20:27:59	0.750	103.0	10.7
1760	2010/09/13 20:28:02	0.750	94.2	7.3
1761	2010/09/13 20:28:05	0.625	91.0	10.6
1762	2010/09/13 20:28:27	0.875	101.1	13.5
1763	2010/09/13 20:28:54	0.875	97.0	7.8
1764	2010/09/13 20:29:09	0.875	98.4	8.3
1765	2010/09/13 20:34:54	0.625	92.9	12.2
1766	2010/09/13 20:37:07	0.750	92.5	10.6
1767	2010/09/13 20:38:15	0.875	89.5	11.6
1768	2010/09/13 20:38:38	0.875	90.6	12.3
1769	2010/09/13 20:38:48	0.625	90.7	12.7
1770	2010/09/13 20:39:23	0.750	87.4	11.0
1771	2010/09/13 20:45:44	1.000	99.0	10.3
1772	2010/09/13 20:45:48	0.625	94.4	9.2
1773	2010/09/13 20:45:51	1.000	95.7	10.1
1774	2010/09/13 20:46:26	0.750	97.6	6.6
1775	2010/09/13 20:46:35	0.875	100.0	7.2
1776	2010/09/13 20:46:36	1.000	96.0	7.6
1777	2010/09/13 20:46:44	0.625	95.9	11.7
1778	2010/09/13 20:47:25	0.750	95.8	11.3
1779	2010/09/13 20:49:27	1.000	92.2	8.4
1780	2010/09/13 20:49:57	0.750	98.4	7.2
1781	2010/09/13 20:50:15	0.875	98.8	11.2
1782	2010/09/13 20:50:28	1.000	105.3	8.2
1783	2010/09/13 20:50:32	0.750	100.3	10.7

1784	2010/09/13 20:51:03	0.750	94.8	10.2
1785	2010/09/13 20:51:27	0.875	88.2	6.3
1786	2010/09/13 20:52:17	0.750	86.5	12.0
1787	2010/09/13 20:52:18	0.625	88.8	11.6
1788	2010/09/13 20:52:42	0.625	91.2	13.0
1789	2010/09/13 20:52:50	0.750	90.6	12.5
1790	2010/09/13 20:53:25	0.500	91.1	13.1
1791	2010/09/13 20:59:00	1.000	89.7	8.3
1792	2010/09/13 20:59:16	1.000	94.6	7.7
1793	2010/09/13 20:59:18	0.750	96.3	10.4
1794	2010/09/13 20:59:27	0.875	94.8	10.2
1795	2010/09/13 20:59:29	1.000	95.9	9.1
1796	2010/09/13 21:00:43	0.625	99.2	12.8
1797	2010/09/13 21:01:20	0.625	91.5	11.4
1798	2010/09/13 21:01:23	0.875	92.7	8.5
1799	2010/09/13 21:01:34	0.750	93.6	10.3
1800	2010/09/13 21:02:22	1.000	94.0	11.6
1801	2010/09/13 21:02:24	0.625	101.2	11.1
1802	2010/09/13 21:02:32	1.000	97.8	9.8
1803	2010/09/13 21:03:21	0.750	95.8	9.1
1804	2010/09/13 21:03:32	0.500	103.5	13.4
1805	2010/09/13 21:03:58	0.875	91.0	11.6
1806	2010/09/13 21:04:43	0.500	104.8	13.4
1807	2010/09/13 21:04:48	0.500	95.1	10.8
1808	2010/09/13 21:04:54	0.750	92.8	12.3
1809	2010/09/13 21:05:19	0.750	93.9	9.4
1810	2010/09/13 21:13:20	0.625	95.0	11.1
1811	2010/09/13 21:13:20	0.875	98.1	10.9
1812	2010/09/13 21:13:28	0.875	91.3	10.7
1813	2010/09/13 21:13:31	0.625	93.7	12.8
1814	2010/09/13 21:14:04	0.875	93.9	7.6
1815	2010/09/13 21:14:08	0.625	90.6	10.4
1816	2010/09/13 21:14:18	0.625	94.9	10.9
1817	2010/09/13 21:14:52	1.000	93.7	12.3
1818	2010/09/13 21:15:16	0.500	98.3	12.0
1819	2010/09/13 21:15:56	1.000	89.9	10.7
1820	2010/09/13 21:16:14	0.750	97.5	9.9
1821	2010/09/13 21:16:52	0.500	100.2	13.0
1822	2010/09/13 21:17:33	0.625	100.1	11.3
1823	2010/09/13 21:17:45	0.750	94.3	10.3
1824	2010/09/13 21:18:26	0.500	106.7	11.5
1825	2010/09/13 21:18:32	0.750	102.2	10.6
1826	2010/09/13 21:18:34	0.625	101.0	10.5
1827	2010/09/13 21:18:35	1.000	100.6	9.4
1828	2010/09/13 21:18:40	0.625	101.6	8.2
1829	2010/09/13 21:19:21	0.875	106.9	9.5
1830	2010/09/13 21:19:25	0.750	109.2	7.7
1831	2010/09/13 21:19:37	0.625	109.5	11.9

1832	2010/09/13 21:19:41	0.625	107.0	10.0
1833	2010/09/13 21:19:48	1.000	107.6	10.5
1834	2010/09/13 21:20:00	0.625	107.8	10.6
1835	2010/09/13 21:20:01	0.625	104.4	10.5
1836	2010/09/13 21:20:01	0.750	106.8	10.8
1837	2010/09/13 21:20:03	1.000	105.5	8.0
1838	2010/09/13 21:20:14	0.625	107.3	11.8
1839	2010/09/13 21:20:45	0.625	111.2	11.4
1840	2010/09/13 21:20:54	0.625	108.9	11.4
1841	2010/09/13 21:21:10	0.875	107.1	9.8
1842	2010/09/13 21:21:28	0.875	103.3	10.4
1843	2010/09/13 21:21:28	0.750	104.8	10.9
1844	2010/09/13 21:21:29	1.000	107.8	11.3
1845	2010/09/13 21:21:39	0.625	104.2	13.0
1846	2010/09/13 21:21:40	1.000	97.9	11.8
1847	2010/09/13 21:21:48	0.625	104.5	12.3
1848	2010/09/13 21:22:04	0.750	94.2	10.8
1849	2010/09/13 21:22:07	0.625	95.7	9.6
1850	2010/09/13 21:22:16	0.625	107.2	12.4
1851	2010/09/13 21:22:20	0.625	99.2	11.5
1852	2010/09/13 21:22:29	0.500	103.0	13.6
1853	2010/09/13 21:22:30	0.750	108.4	8.4
1854	2010/09/13 21:22:33	0.500	103.1	12.3
1855	2010/09/13 21:22:50	1.000	113.1	8.2
1856	2010/09/13 21:22:53	0.625	110.1	9.9
1857	2010/09/13 21:22:54	0.625	104.1	10.6
1858	2010/09/13 21:22:57	0.625	108.0	11.8
1859	2010/09/13 21:23:03	0.750	106.1	9.6
1860	2010/09/13 21:23:04	1.000	107.7	11.0
1861	2010/09/13 21:23:27	0.500	92.4	10.2
1862	2010/09/13 21:23:28	0.625	99.1	10.8
1863	2010/09/13 21:23:32	0.750	98.5	8.6
1864	2010/09/13 21:24:26	0.625	94.8	12.3
1865	2010/09/13 21:24:52	0.500	104.1	13.3
1866	2010/09/13 21:24:53	0.750	103.9	12.2
1867	2010/09/13 21:24:56	1.000	94.3	10.8
1868	2010/09/13 21:25:14	0.875	105.2	8.6
1869	2010/09/13 21:25:20	0.750	102.6	12.4
1870	2010/09/13 21:25:24	0.750	94.3	8.2
1871	2010/09/13 21:25:26	0.875	96.0	8.8
1872	2010/09/13 21:25:30	0.750	90.6	8.5
1873	2010/09/13 21:26:06	0.750	103.1	10.7
1874	2010/09/13 21:26:07	0.625	95.1	10.9
1875	2010/09/13 21:26:16	0.625	92.2	13.1
1876	2010/09/13 21:27:08	0.875	85.4	11.2
1877	2010/09/13 21:27:24	0.625	92.0	12.8
1878	2010/09/13 21:28:01	0.625	102.5	13.6
1879	2010/09/13 21:28:32	0.750	90.0	10.3

1880	2010/09/13 21:28:39	1.000	105.1	10.1
1881	2010/09/13 21:28:55	0.500	105.2	12.4
1882	2010/09/13 21:29:10	0.625	96.4	10.0
1883	2010/09/13 21:29:17	0.750	95.5	11.3
1884	2010/09/13 21:29:27	0.750	100.9	12.3
1885	2010/09/13 21:29:35	0.625	99.8	10.5
1886	2010/09/13 21:29:36	0.750	101.3	11.5
1887	2010/09/13 21:29:37	0.875	99.0	8.4
1888	2010/09/13 21:29:53	0.750	97.0	11.0
1889	2010/09/13 21:29:56	0.625	104.3	12.1
1890	2010/09/13 21:30:02	0.750	99.4	8.2
1891	2010/09/13 21:30:04	1.000	97.6	7.1
1892	2010/09/13 21:30:06	0.750	101.6	10.1
1893	2010/09/13 21:30:14	0.750	98.9	9.7
1894	2010/09/13 21:30:21	1.000	98.3	8.4
1895	2010/09/13 21:30:33	1.000	97.1	9.5
1896	2010/09/13 21:30:36	0.875	94.9	11.4
1897	2010/09/13 21:30:44	1.000	97.0	8.0
1898	2010/09/13 21:31:33	0.750	105.2	9.8
1899	2010/09/13 21:31:45	0.625	106.6	12.5
1900	2010/09/13 21:31:54	0.750	104.3	9.5
1901	2010/09/13 21:31:55	1.000	106.4	11.1
1902	2010/09/13 21:32:10	1.000	99.3	9.9
1903	2010/09/13 21:32:23	0.500	107.4	12.8
1904	2010/09/13 21:32:28	0.750	102.2	12.6
1905	2010/09/13 21:32:29	1.000	97.6	9.9
1906	2010/09/13 21:32:39	0.500	98.7	13.2
1907	2010/09/13 21:32:55	0.625	93.2	8.2
1908	2010/09/13 21:33:04	0.750	90.8	10.1
1909	2010/09/13 21:33:32	0.875	97.3	9.4
1910	2010/09/13 21:33:36	0.625	103.2	12.3
1911	2010/09/13 21:33:39	1.000	97.4	9.6
1912	2010/09/13 21:33:59	0.875	98.4	11.9
1913	2010/09/13 21:34:05	1.000	91.7	9.7
1914	2010/09/13 21:34:08	0.625	105.7	12.0
1915	2010/09/13 21:34:32	0.625	91.9	11.9
1916	2010/09/13 21:34:42	0.750	90.7	12.0
1917	2010/09/13 21:34:59	0.750	91.0	11.0
1918	2010/09/13 21:35:00	0.625	93.5	11.9
1919	2010/09/13 21:35:09	1.000	94.0	11.0
1920	2010/09/13 22:23:25	0.625	93.7	13.2
1921	2010/09/13 22:27:54	0.625	103.1	12.7
1922	2010/09/13 22:28:08	0.625	94.7	8.6
1923	2010/09/13 22:28:24	0.625	102.5	12.6
1924	2010/09/13 22:28:25	1.000	106.8	10.3
1925	2010/09/13 22:28:57	1.000	97.9	11.3
1926	2010/09/13 22:28:58	0.500	104.3	13.1
1927	2010/09/13 22:29:06	0.625	90.4	9.6

1928	2010/09/13 22:29:19	0.875	94.8	11.7
1929	2010/09/13 22:29:27	0.750	98.4	10.5
1930	2010/09/13 22:29:30	0.875	98.2	10.1
1931	2010/09/13 22:29:53	0.625	99.8	11.2
1932	2010/09/13 22:30:19	0.500	95.5	10.9
1933	2010/09/13 22:30:21	1.000	93.9	10.5
1934	2010/09/13 22:30:22	0.750	94.2	10.3
1935	2010/09/13 22:30:28	1.000	90.0	11.5
1936	2010/09/13 22:30:29	0.750	97.5	11.5
1937	2010/09/13 22:30:42	0.875	93.4	11.0
1938	2010/09/13 22:30:52	1.000	90.5	12.1
1939	2010/09/13 22:32:32	0.875	94.2	10.2
1940	2010/09/13 22:37:19	0.875	91.2	11.5
1941	2010/09/13 22:41:44	0.750	92.0	12.0
1942	2010/09/13 22:42:18	0.875	94.6	10.6
1943	2010/09/13 22:42:23	0.625	97.1	13.8
1944	2010/09/13 22:42:27	0.625	93.3	12.0
1945	2010/09/13 22:42:49	0.750	95.0	9.6
1946	2010/09/13 22:42:55	0.500	101.3	11.0
1947	2010/09/13 22:42:56	1.000	102.8	10.0
1948	2010/09/13 22:43:01	1.000	95.8	9.9
1949	2010/09/13 22:43:05	0.625	97.2	11.1
1950	2010/09/13 22:43:08	1.000	101.7	6.5
1951	2010/09/13 22:43:36	0.625	90.4	12.4
1952	2010/09/13 22:43:51	0.875	91.7	10.5
1953	2010/09/13 22:43:53	0.625	89.7	10.7
1954	2010/09/13 22:44:05	0.750	94.2	10.5
1955	2010/09/13 22:44:09	0.750	93.5	11.1
1956	2010/09/13 22:44:22	0.875	89.8	10.7
1957	2010/09/13 22:44:30	0.625	92.3	12.8
1958	2010/09/13 22:44:33	1.000	86.8	11.2
1959	2010/09/13 22:44:57	0.750	88.5	9.0
1960	2010/09/13 22:45:13	0.875	85.6	9.9
1961	2010/09/13 22:45:34	0.750	91.6	11.1
1962	2010/09/13 22:58:22	0.500	105.8	14.2
1963	2010/09/13 22:58:26	0.500	98.1	13.0
1964	2010/09/13 22:58:29	0.875	94.4	11.0
1965	2010/09/13 22:58:32	0.500	106.9	12.4
1966	2010/09/13 22:58:36	1.000	96.7	11.2
1967	2010/09/13 22:58:46	0.625	91.5	11.1
1968	2010/09/13 22:58:52	0.500	106.1	14.0
1969	2010/09/13 22:58:55	1.000	105.3	10.9
1970	2010/09/13 22:59:04	0.500	104.8	13.9
1971	2010/09/13 22:59:05	0.625	104.7	9.6
1972	2010/09/13 22:59:08	0.750	103.3	11.2
1973	2010/09/13 22:59:11	0.625	96.0	9.8
1974	2010/09/13 22:59:21	1.000	89.0	9.6
1975	2010/09/13 22:59:28	0.750	104.6	11.4

1976	2010/09/13 22:59:31	0.625	104.0	12.4
1977	2010/09/13 22:59:35	0.875	105.5	10.4
1978	2010/09/13 23:00:01	0.625	106.5	11.2
1979	2010/09/13 23:01:18	1.000	90.7	10.1
1980	2010/09/13 23:01:26	0.625	97.1	13.3
1981	2010/09/13 23:01:27	0.625	92.6	12.3
1982	2010/09/13 23:01:34	0.750	95.4	10.9
1983	2010/09/13 23:01:56	1.000	106.1	11.3
1984	2010/09/13 23:02:19	0.750	96.5	8.1
1985	2010/09/13 23:02:21	0.625	104.6	12.4
1986	2010/09/13 23:02:22	0.875	93.8	13.0
1987	2010/09/13 23:02:35	0.750	90.9	12.8
1988	2010/09/13 23:03:08	0.875	86.9	10.5
1989	2010/09/13 23:03:22	0.750	101.0	10.9
1990	2010/09/13 23:03:24	0.500	95.1	10.3
1991	2010/09/13 23:03:40	0.625	99.5	9.2
1992	2010/09/13 23:04:36	0.875	94.7	11.4
1993	2010/09/13 23:04:42	0.625	92.2	12.7
1994	2010/09/13 23:04:44	0.625	94.8	12.2
1995	2010/09/13 23:05:04	0.625	91.7	11.4
1996	2010/09/13 23:05:17	0.750	92.4	12.2
1997	2010/09/13 23:05:48	0.750	92.6	11.4
1998	2010/09/13 23:06:01	0.750	100.2	13.0
1999	2010/09/13 23:06:29	0.500	93.2	11.8
2000	2010/09/13 23:06:31	0.750	90.1	10.9
2001	2010/09/13 23:06:33	0.625	104.2	12.8
2002	2010/09/13 23:06:58	0.750	87.2	9.9
2003	2010/09/13 23:07:04	0.500	93.6	11.6
2004	2010/09/13 23:09:39	0.750	101.7	13.0
2005	2010/09/13 23:09:48	0.625	89.1	10.8
2006	2010/09/13 23:09:50	0.500	94.3	13.5
2007	2010/09/13 23:09:58	0.625	91.0	13.4
2008	2010/09/13 23:20:57	0.625	90.0	12.3
2009	2010/09/13 23:21:02	0.625	87.0	12.1
2010	2010/09/13 23:21:14	0.625	87.0	13.0
2011	2010/09/13 23:21:21	0.625	88.9	13.1
2012	2010/09/13 23:24:56	0.500	107.2	13.6
2013	2010/09/13 23:25:02	0.750	93.9	9.6
2014	2010/09/13 23:25:04	0.625	101.8	12.3
2015	2010/09/13 23:25:05	0.750	95.9	11.8
2016	2010/09/13 23:25:06	1.000	99.4	8.1
2017	2010/09/13 23:25:13	0.875	83.7	9.9
2018	2010/09/13 23:25:34	0.500	87.5	13.3
2019	2010/09/13 23:25:44	1.000	84.8	11.5
2020	2010/09/13 23:25:47	0.625	88.1	13.2
2021	2010/09/13 23:26:04	0.500	85.4	12.7
2022	2010/09/13 23:26:09	0.625	88.4	12.9
2023	2010/09/13 23:26:11	0.625	89.1	13.2

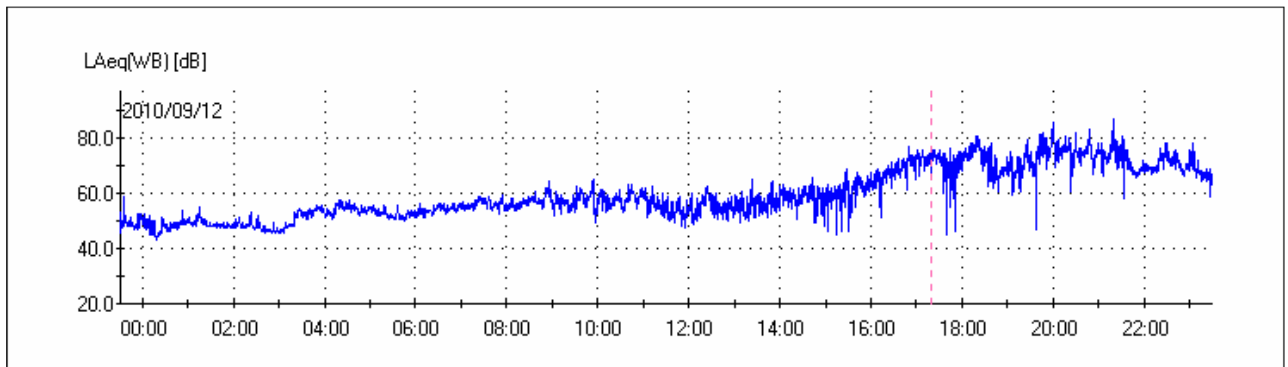
2024	2010/09/13 23:26:14	0.625	83.8	11.0
2025	2010/09/13 23:26:15	1.000	87.4	10.5
2026	2010/09/13 23:26:42	0.500	92.6	13.7
2027	2010/09/13 23:27:30	0.625	89.4	11.1
2028	2010/09/13 23:27:32	0.625	93.5	10.3
2029	2010/09/13 23:27:37	0.500	93.9	13.4
2030	2010/09/13 23:27:47	0.500	87.6	10.8
2031	2010/09/13 23:27:49	0.750	86.8	11.3
2032	2010/09/13 23:28:02	0.625	93.6	13.6
2033	2010/09/13 23:28:09	0.625	94.9	13.1
2034	2010/09/13 23:28:10	0.625	91.9	11.5
2035	2010/09/13 23:28:11	0.625	91.3	10.6
2036	2010/09/13 23:28:37	1.000	88.8	7.6
2037	2010/09/13 23:28:38	0.625	90.0	9.1
2038	2010/09/13 23:28:39	0.875	99.9	12.9
2039	2010/09/13 23:28:46	0.875	96.8	9.4
2040	2010/09/13 23:29:05	0.500	88.8	13.6
2041	2010/09/13 23:29:06	0.875	87.5	10.6
2042	2010/09/13 23:29:16	0.625	90.7	11.5
2043	2010/09/13 23:29:51	0.875	92.8	9.9
2044	2010/09/13 23:29:53	1.000	92.0	9.0
2045	2010/09/13 23:29:56	0.750	91.1	10.8
2046	2010/09/13 23:29:59	0.625	91.8	12.6
2047	2010/09/13 23:30:12	0.500	90.4	13.8
2048	2010/09/13 23:30:14	0.875	80.9	13.3
2049	2010/09/13 23:30:30	0.625	89.5	8.0
2050	2010/09/13 23:30:31	0.625	88.3	10.5
2051	2010/09/13 23:30:35	1.000	91.7	13.4

RICONOSCIMENTO COMPONENTI TONALI

Al fine di individuare la presenza di Componenti Tonalì (CT) nel rumore, si effettua un'analisi spettrale per bande normalizzate di 1/3 di ottava. Si considerano esclusivamente le CT aventi carattere stazionario nel tempo ed in frequenza.

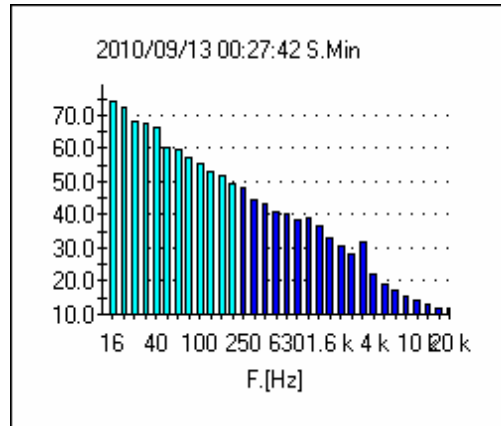
L'analisi è stata svolta nell'intervallo di frequenza compreso tra 20 Hz e 20 KHz.

Si è in presenza di una CT se il livello minimo di una banda supera i livelli minimi delle bande adiacenti per almeno 5 dB.

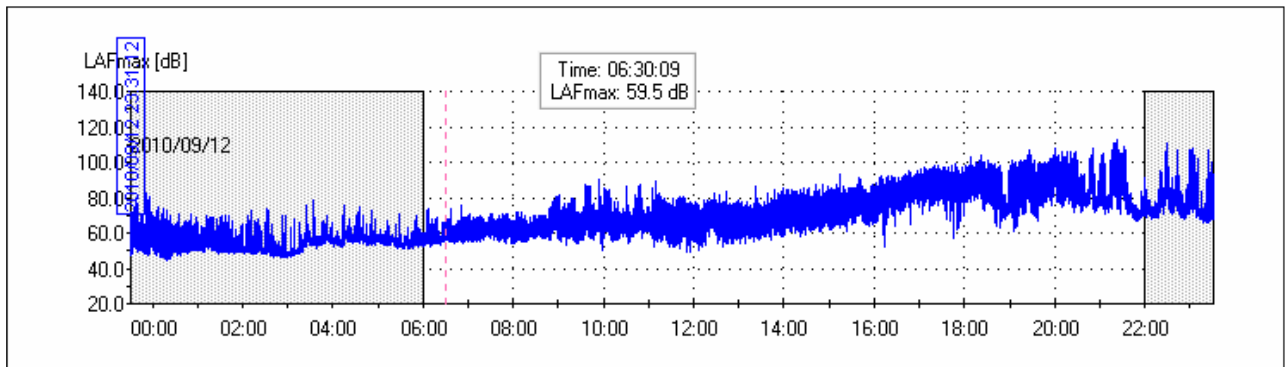


SOGLIE PENALIZZAZIONE	
Persistenza BF	5%
Persistenza AF	5%
TONALI [Hz]	PERSIST [%]
Freq: 250	0.0
Freq: 315	0.3
Freq: 3.15 k	0.6
PENALIZZAZIONI	
Penalizzazione BF: No	
Penalizzazione AF: No	

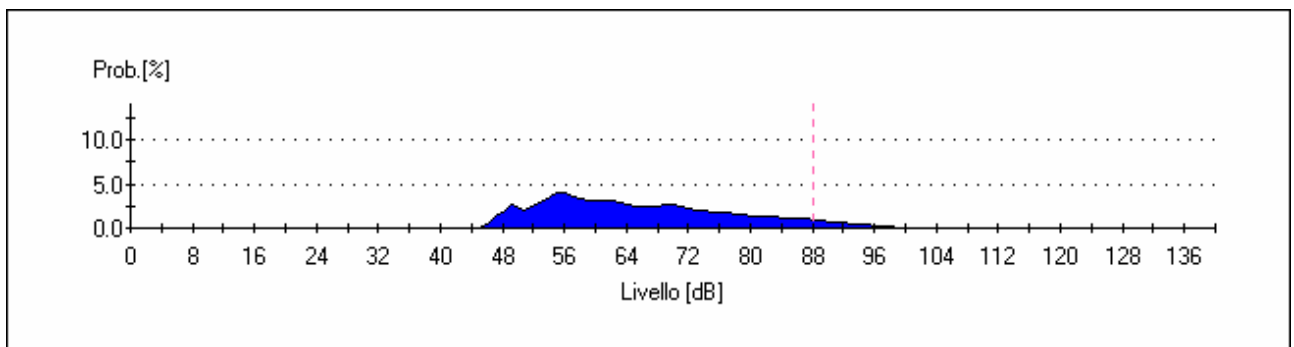
TIME HISTORY COMPONENTI TONALI



IL GRAFICO DEL CLIMA ACUSTICO GIORNALIERO



DISTRIBUTIVA



CUMULATIVA

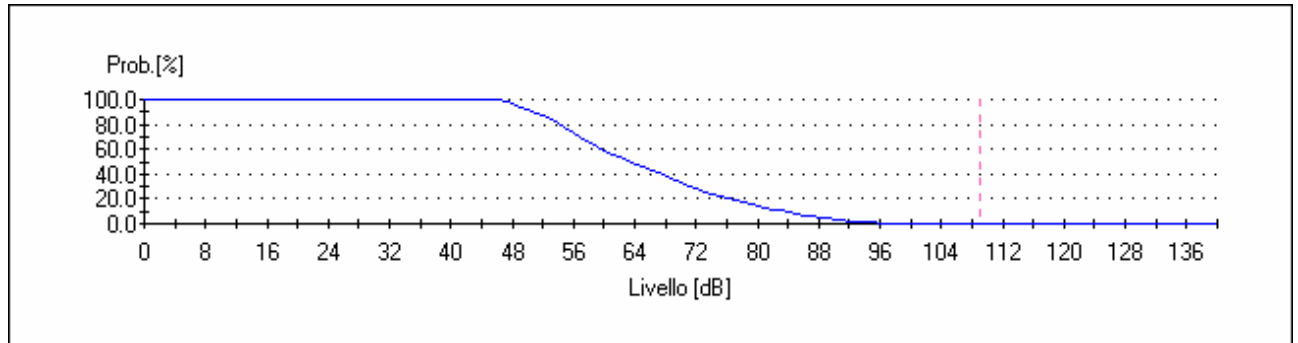
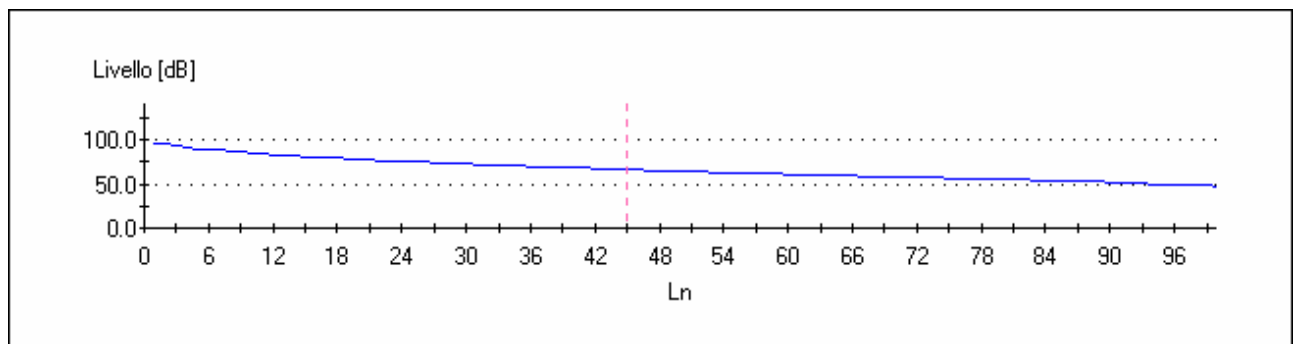


GRAFICO PERCENTILI



Livelli statistici L1, L5, L10, L50, L90, L95, L99; nelle 24 ore

Percentile	Leq.[dB]
0	95.0
1	95.0
2	93.0
3	91.0
4	90.0
5	89.0
6	88.0
7	87.0
8	86.0
9	85.0
10	84.0

11	83.0
12	82.0
13	81.5
14	81.0
15	80.0
16	79.5
17	79.0
18	78.0
19	77.5
20	77.0
21	76.5
22	76.0
23	75.5
24	75.0
25	74.5
26	74.0
27	73.5
28	73.0
29	72.5
30	72.0
31	71.5
32	71.0
33	70.7
34	70.3
35	70.0
36	69.7
37	69.3
38	69.0
39	68.5
40	68.0
41	67.5
42	67.0
43	66.7
44	66.3

45	66.0
46	65.5
47	65.0
48	64.7
49	64.3
50	64.0
51	63.7
52	63.3
53	63.0
54	62.7
55	62.3
56	62.0
57	61.7
58	61.3
59	61.0
60	60.7
61	60.3
62	60.0
63	59.7
64	59.3
65	59.0
66	58.7
67	58.3
68	58.0
69	57.8
70	57.5
71	57.3
72	57.0
73	56.8
74	56.5
75	56.3
76	56.0
77	55.8
78	55.5

79	55.3
80	55.0
81	54.7
82	54.3
83	54.0
84	53.7
85	53.3
86	53.0
87	52.7
88	52.3
89	52.0
90	51.5
91	51.0
92	50.5
93	50.0
94	49.7
95	49.3
96	49.0
97	48.5
98	48.0
99	47.0

LIVELLI PERCENTILI DIURNI

Percentile	Leq.[dB]
0	96.0
1	96.0
2	94.0
3	93.0
4	91.0
5	90.5
6	90.0
7	89.0
8	88.0

9	87.5
10	87.0
11	86.0
12	85.5
13	85.0
14	84.0
15	83.5
16	83.0
17	82.5
18	82.0
19	81.5
20	81.0
21	80.5
22	80.0
23	79.5
24	79.0
25	78.5
26	78.0
27	77.5
28	77.0
29	76.5
30	76.0
31	75.5
32	75.0
33	74.7
34	74.3
35	74.0
36	73.5
37	73.0
38	72.5
39	72.0
40	71.7
41	71.3
42	71.0

43	70.7
44	70.3
45	70.0
46	69.7
47	69.3
48	69.0
49	68.7
50	68.3
51	68.0
52	67.7
53	67.3
54	67.0
55	66.8
56	66.5
57	66.3
58	66.0
59	65.7
60	65.3
61	65.0
62	64.8
63	64.5
64	64.3
65	64.0
66	63.8
67	63.5
68	63.3
69	63.0
70	62.8
71	62.5
72	62.3
73	62.0
74	61.8
75	61.5
76	61.3

77	61.0
78	60.8
79	60.5
80	60.3
81	60.0
82	59.8
83	59.5
84	59.3
85	59.0
86	58.7
87	58.3
88	58.0
89	57.8
90	57.5
91	57.3
92	57.0
93	56.7
94	56.3
95	56.0
96	55.5
97	55.0
98	54.0
99	53.0

LIVELLI PERCENTILI NOTTURNI

Percentile	Leq.[dB]
0	87.0
1	87.0
2	81.0
3	79.0
4	77.0
5	76.0
6	75.0

7	74.0
8	73.5
9	73.0
10	72.5
11	72.0
12	71.0
13	70.7
14	70.3
15	70.0
16	69.5
17	69.0
18	68.0
19	67.0
20	64.0
21	62.0
22	61.0
23	60.0
24	59.5
25	59.0
26	58.7
27	58.3
28	58.0
29	57.8
30	57.5
31	57.3
32	57.0
33	56.8
34	56.7
35	56.5
36	56.3
37	56.2
38	56.0
39	55.9
40	55.8

41	55.6
42	55.5
43	55.4
44	55.3
45	55.1
46	55.0
47	54.9
48	54.7
49	54.6
50	54.4
51	54.3
52	54.1
53	54.0
54	53.9
55	53.8
56	53.6
57	53.5
58	53.4
59	53.3
60	53.1
61	53.0
62	52.9
63	52.7
64	52.6
65	52.4
66	52.3
67	52.1
68	52.0
69	51.8
70	51.7
71	51.5
72	51.3
73	51.2
74	51.0

75	50.8
76	50.7
77	50.5
78	50.3
79	50.2
80	50.0
81	49.9
82	49.8
83	49.6
84	49.5
85	49.4
86	49.3
87	49.1
88	49.0
89	48.8
90	48.7
91	48.5
92	48.3
93	48.2
94	48.0
95	47.8
96	47.5
97	47.3
98	47.0
99	46.0

LIVELLI DI IMPULS- FAST E SLOW MAX NELLE 24 ORE		
LAlp [dB]	LASp [dB]	LAFp [dB]
84.4	79.5	82.5
80.3	71.1	75.6
92.2	86.5	89.8
96.4	89	92.7
110.6	102.3	107.5
115.7	107.5	113.1
115.7	107.5	113.1

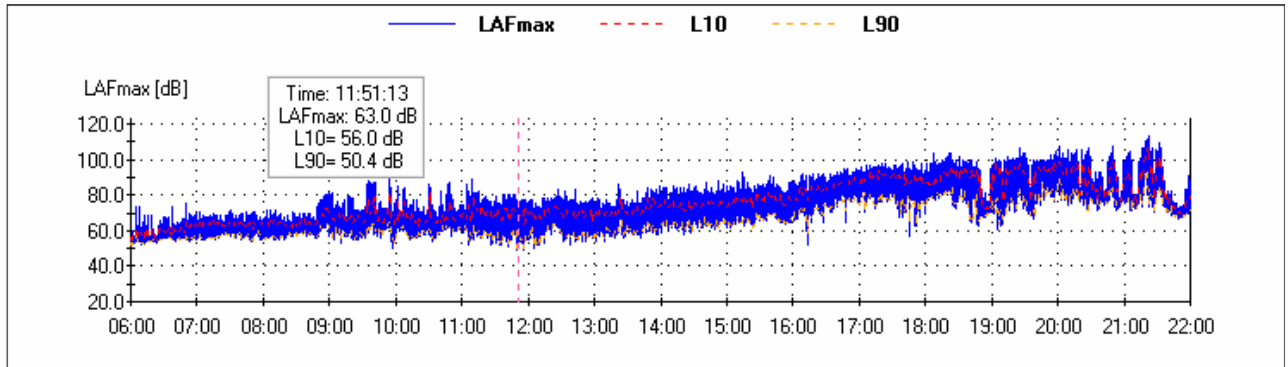
LIVELLI di Impuls – fast – slow massimi nelle 16 ore diurne

LIVELLI DI IMPULS- FAST E SLOW MAX DIURNI		
LAlp [dB]	LASp [dB]	LAFp [dB]
80.3	71.1	75.6
92.2	86.5	89.8
96.4	89	92.7
110.6	102.3	107.5
115.7	107.5	113.1
115.7	107.5	113.1

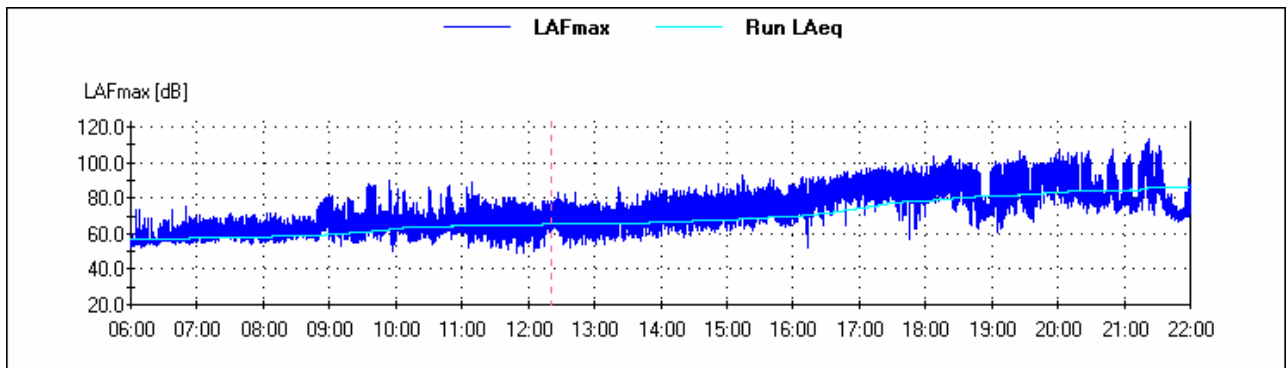
LIVELLI di Impuls – fast – slow massimi nelle 8 ore notturni

LIVELLI DI IMPULS- FAST E SLOW MAX NOTTURNI		
LAlp [dB]	LASp [dB]	LAFp [dB]
84.4	79.5	82.5
78.7	68.6	75.3
112.2	105.9	110.3
112.2	105.9	110.3

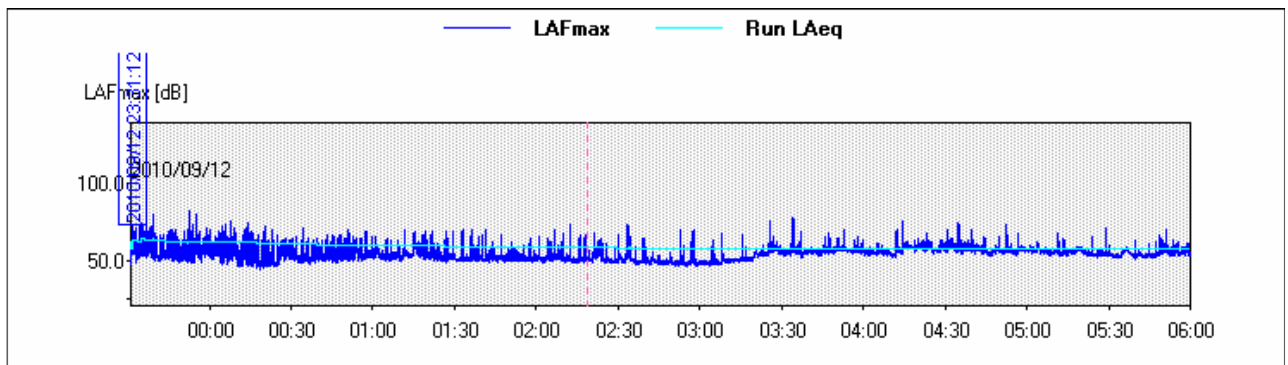
TIME HISTORY L10 – L90



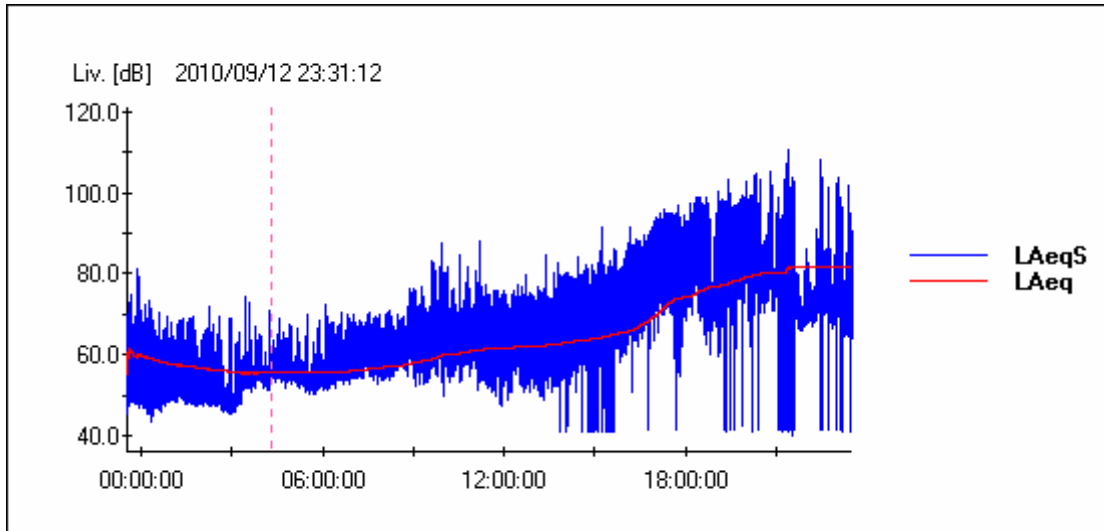
RUNNING Leq DIURNO



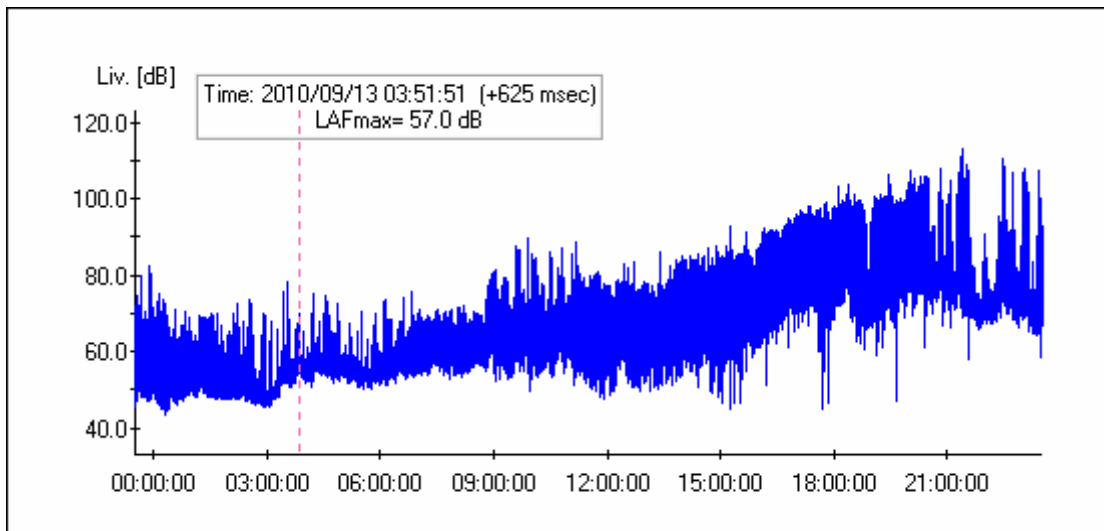
RUNNING Leq NOTTURNO



LA TIME HISTORY LIVELLO EQUIVALENTE PONDERATO "A"



LA TIME HISTORY LIVELLO PRESSIONE SONORA PONDERATA "A"





Ponte sullo Stretto di Messina
PROGETTO DEFINITIVO

MONITORAGGIO EMISSIONI DI RUMORE PER LA
MAPPATURA DI CLIMA ACUSTICO VOL.2/2

Codice documento

AS0106_F0.docxF0

Rev

F0

Data

20/06/2011

R2 - MISURE DI 24 ORE CON POSTAZIONE SEMI-FISSE

Punto	Ricettore R_S_PAN 2-1	Indirizzo PANOR. DELLO STRETTO
Descrizione del punto di misura/ricettore		
<p align="center"><i>L'asta estensibile con il microfono posto all'altezza di mt. 4,00 dal piano di campagna è stata collocata all'ingresso dell'area di servizio del rifornimento AGIP posto in direzione GANZIRRI - MESSINA</i></p>		

Caratterizzazione del punto di misura/ricettore

Zonizzazione acustica e limiti diurni/notturni

<input type="checkbox"/>	Classe I	50 / 40 dB(a)
<input type="checkbox"/>	Classe II	55 / 45 dB(a)
<input checked="" type="checkbox"/>	Classe III	60 / 50 dB(a)
<input type="checkbox"/>	Classe IV	65 / 55 dB(a)
<input type="checkbox"/>	Classe V	70 / 60 dB(a)
<input type="checkbox"/>	Classe VI	70 / 70 dB(a)

Caratterizzazione delle sorgenti di rumore

Tipologia	<input checked="" type="checkbox"/>	Traffico stradale
	<input type="checkbox"/>	Traffico ferroviario
	<input type="checkbox"/>	Cantiere
	<input type="checkbox"/>	Altro

Descrizione

Strumentazione adottata

Fonometro modello HD 2110 Classe 1, numero di serie 10060132243,
 - preamplificatore HD 2110 P,
 - microfono MK 221, numero di serie 34208
 - Calibratore HD 2020 Classe 1 090 29825

Punto	Ricettore R_S_PAN 2-1	Indirizzo PANOR. DELLO STRETTO
-------	---------------------------------	--

Sintesi misure (ante e post mascheramenti eventi anomali o sorgenti regolamentate da DPR)

Periodo	TR	Data	L _{AeqTR} [dBA]	K _I [dBA]	K _T [dBA]	K _B [dBA]	L _{AeqTRC} [dBA]	L _{lim} [dBA]
Giorno	6-22h	12/09/10	69.6	0	0		69.6	60
Notte	22-6h	12/09/10	66.8	0	0	0	66.8	50

RISULTATI MISURE

Codice misura	R_S_PAN 2-1
Data inizio	12/09/2010
Ora inizio	0.38.52
Note	

Parametri		24 ore	Giorno (T _R = 6/22)	Notte (T _R = 22/6)
L _{AeqTR}	[dBA]	68.9	69.6	66.8
L1	[dBA]	78.0	78.0	78.0
L5	[dBA]	75.5	75.7	73.5
L10	[dBA]	73.3	74.0	71.0
L50	[dBA]	62.0	64.0	53.0
L90	[dBA]	40.7	44.0	38.5
L95	[dBA]	38.5	40.0	37.0
L99	[dBA]	35.0	36.0	35.0
Llmax	[dBA]	99.3	99.3	92.5
LFmax	[dBA]	98.0	98.0	90.0
LSmax	[dBA]	94.6	94.6	86.6
KI	[dBA]	0	0	0
KT	[dBA]	0	0	0
KB	[dBA]	0	0	0
L _{AeqTRC}		68.9	69.6	66.8

Note:

Punto	Ricettore R_S_PAN 2-1	Indirizzo PANOR. DELLO STRETTO
-------	---------------------------------	--

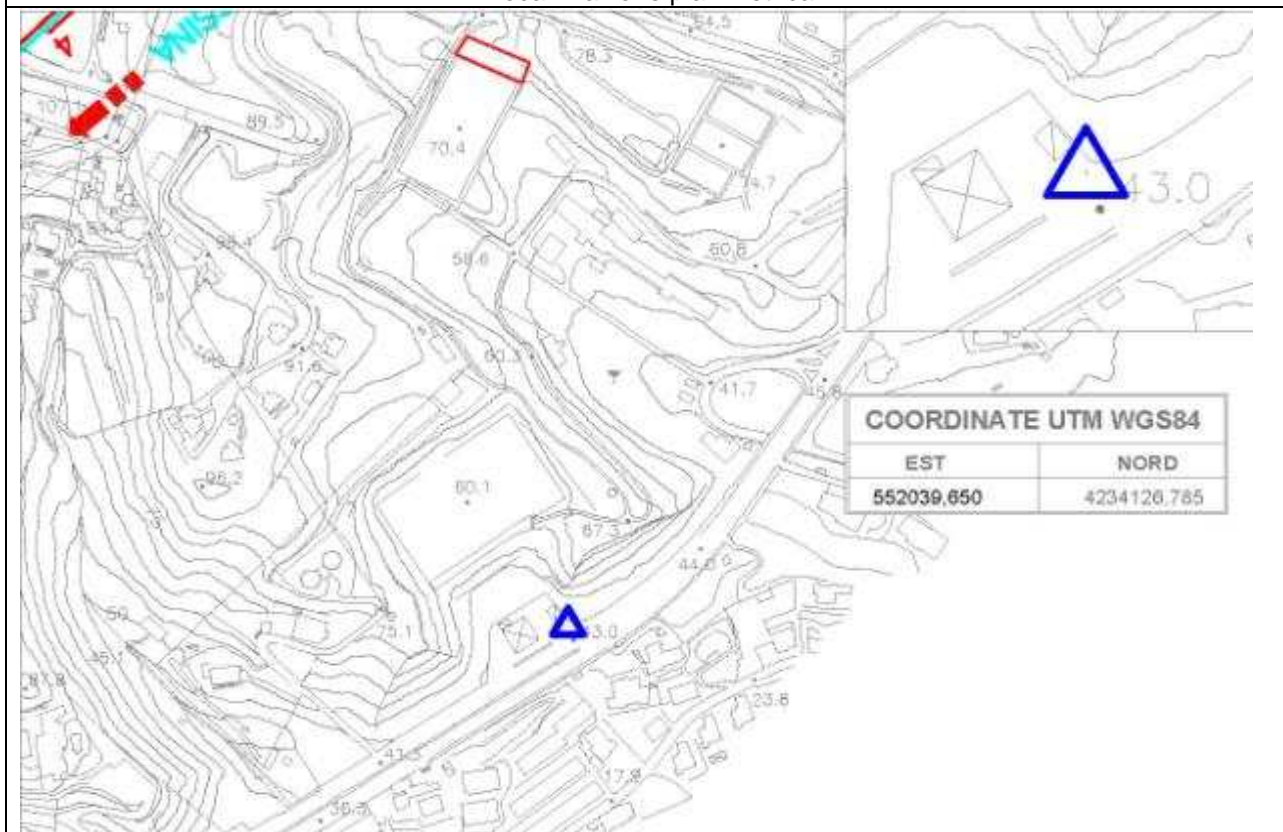
Sorgente stradale: _____								
	6/9h	9/14h	14/19h	19/22h	Media	22/2h	2/6 h	Media
Veic. Leggeri / 10'	20	81	62	86	62.25	55	12	33.5
Veic. Pesanti / 10'	3	4	5	8	5	5	1	3
Motocicli / 10'	3	8	7	7	6.25	3	1	2
	6/9h	9/14h	14/19h	19/22h	Media	22/2h	2/6 h	Media
Condizioni cielo	SERENO	SERENO	SERENO	SERENO		SERENO	SERENO	
Temperatura	19.5	30.2	28.6	25.3	25.9	23.2	19.4	21.3
Umidità relativa	75	80	76	67	74.5	65	55	60
Velocità vento	0.8	1.9	2.3	2.5	1.875	1.6	0.8	1.2
Direzione vento	N	NE	NE	NE		E NE	E NE	

Fotografia del punto di misura



Punto	Ricettore	Indirizzo
	R_S_PAN 2-1	PANOR. DELLO STRETTO

Localizzazione planimetrica



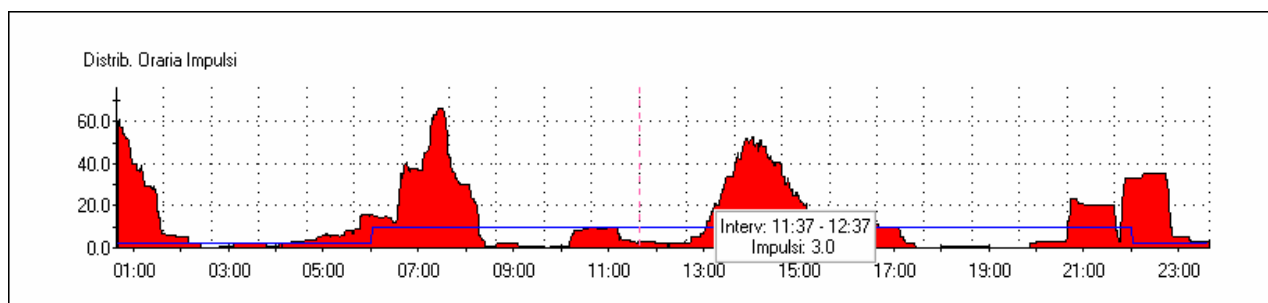
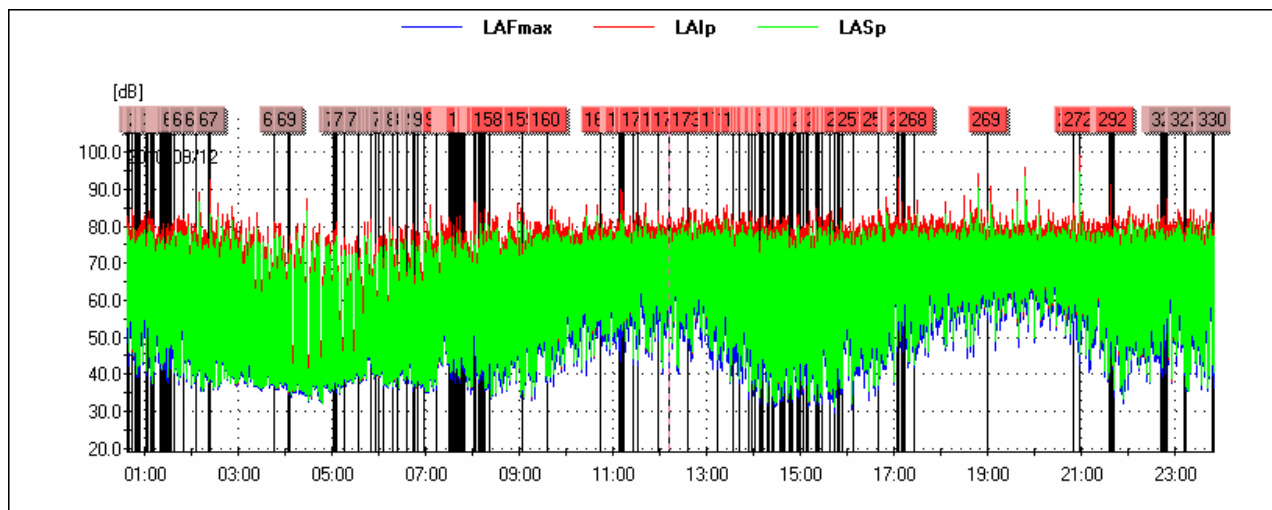
DATA	Tecnico competente: Studio tecnico ing. Giovanni Chiovetta	
	geom. Antonino Campione	Ing. Giovanni Chiovetta

RICONOSCIMENTO COMPONENTI IMPULSIVE

Il rumore presenta Componenti Impulsive (CI) quando sono verificate le condizioni seguenti:

- ripetitività di n° eventi impulsivi (n°10/ora di giorno e n°2/ora di notte);
- differenza tra LAImax e LASmax superiore a 6 dB;
- durata dell'evento a -10 dB dal valore LAFmax inferiore a 1 s.

La ripetitività viene dimostrata mediante registrazione grafica del livello di pressione sonora ponderato A fast effettuata durante il tempo di misura TM.



Lista degli impulsi nelle 24 ore

Ev	Inizio	Durata LAFmax-10dB[s]	LAFmax[dB]	LAImax - LASmax [dB]
1	2010/09/12 00:40:21	0.625	76.3	9.9
2	2010/09/12 00:40:49	0.750	69.5	10.3
3	2010/09/12 00:40:52	0.625	63.8	8.9
4	2010/09/12 00:41:06	0.625	70.7	12.1
5	2010/09/12 00:44:32	0.500	80.0	13.3

6	2010/09/12 00:44:35	1.000	69.2	12.9
7	2010/09/12 00:44:50	0.625	74.3	10.1
8	2010/09/12 00:47:59	0.625	65.2	10.4
9	2010/09/12 00:48:04	0.750	76.3	9.9
10	2010/09/12 00:51:00	0.750	56.7	8.4
11	2010/09/12 00:51:01	0.750	56.4	8.0
12	2010/09/12 00:53:22	0.750	57.2	8.2
13	2010/09/12 00:53:25	0.625	56.8	9.2
14	2010/09/12 00:53:28	0.750	57.5	10.2
15	2010/09/12 00:53:32	0.750	58.4	9.5
16	2010/09/12 00:53:46	0.875	54.5	7.6
17	2010/09/12 00:53:49	0.750	57.2	9.3
18	2010/09/12 00:55:23	0.750	58.3	7.0
19	2010/09/12 00:55:24	0.750	57.6	8.0
20	2010/09/12 00:55:26	0.750	54.6	7.2
21	2010/09/12 00:55:27	0.750	55.5	7.5
22	2010/09/12 00:55:29	0.750	53.9	7.7
23	2010/09/12 01:02:27	0.750	58.2	9.7
24	2010/09/12 01:02:34	0.750	54.3	9.5
25	2010/09/12 01:02:36	0.750	55.1	9.2
26	2010/09/12 01:05:28	0.625	61.2	7.1
27	2010/09/12 01:09:39	0.750	56.0	8.2
28	2010/09/12 01:09:40	0.750	55.5	7.5
29	2010/09/12 01:09:42	0.625	54.4	9.5
30	2010/09/12 01:09:44	0.750	53.5	8.7
31	2010/09/12 01:09:46	0.750	57.0	8.8
32	2010/09/12 01:11:21	0.625	57.8	11.0
33	2010/09/12 01:11:22	0.750	54.0	9.2
34	2010/09/12 01:11:24	0.750	56.5	8.2
35	2010/09/12 01:12:05	0.750	55.3	9.8
36	2010/09/12 01:12:10	0.875	52.6	9.1
37	2010/09/12 01:21:22	0.750	61.9	11.2
38	2010/09/12 01:23:36	0.875	53.3	9.1
39	2010/09/12 01:24:52	0.750	58.4	8.8
40	2010/09/12 01:27:43	0.625	55.4	7.8
41	2010/09/12 01:27:44	0.875	55.7	8.3
42	2010/09/12 01:27:46	0.875	55.4	8.1
43	2010/09/12 01:27:47	0.875	56.8	7.8
44	2010/09/12 01:28:05	0.750	58.5	7.1
45	2010/09/12 01:28:06	0.625	59.8	8.5
46	2010/09/12 01:28:12	0.750	57.9	8.8
47	2010/09/12 01:28:13	0.625	62.2	11.2
48	2010/09/12 01:28:16	0.625	59.0	10.5
49	2010/09/12 01:28:21	0.625	63.5	10.1
50	2010/09/12 01:28:24	0.625	61.2	8.5
51	2010/09/12 01:30:41	0.750	57.3	8.2
52	2010/09/12 01:30:46	0.750	58.0	6.1
53	2010/09/12 01:30:48	0.750	55.9	7.9

54	2010/09/12 01:32:04	0.750	57.6	6.7
55	2010/09/12 01:32:10	0.625	62.1	9.2
56	2010/09/12 01:32:12	0.750	58.4	8.1
57	2010/09/12 01:32:13	0.750	57.7	7.8
58	2010/09/12 01:32:14	0.750	57.3	7.0
59	2010/09/12 01:33:11	1.000	57.4	7.4
60	2010/09/12 01:34:38	0.875	67.7	9.0
61	2010/09/12 01:39:01	0.750	59.1	8.7
62	2010/09/12 01:51:36	0.750	52.3	9.5
63	2010/09/12 02:07:02	0.750	51.1	8.1
64	2010/09/12 02:07:04	0.750	52.0	8.3
65	2010/09/12 02:07:09	0.750	53.8	9.1
66	2010/09/12 02:23:16	0.875	54.5	7.8
67	2010/09/12 02:23:50	0.750	90.0	9.4
68	2010/09/12 03:46:38	1.000	53.2	8.7
69	2010/09/12 04:05:41	0.625	50.9	10.2
70	2010/09/12 05:03:37	0.875	55.6	7.8
71	2010/09/12 05:06:22	0.875	49.8	8.7
72	2010/09/12 05:17:30	0.625	64.2	11.4
73	2010/09/12 05:34:51	0.750	59.5	9.0
74	2010/09/12 05:50:20	0.875	58.2	9.6
75	2010/09/12 05:56:33	0.625	61.6	11.0
76	2010/09/12 06:01:31	1.000	52.7	7.7
77	2010/09/12 06:07:33	0.750	53.8	10.1
78	2010/09/12 06:19:12	0.750	53.8	9.2
79	2010/09/12 06:24:52	0.750	58.7	11.8
80	2010/09/12 06:25:18	0.750	52.6	7.7
81	2010/09/12 06:36:34	0.750	52.8	8.6
82	2010/09/12 06:37:08	1.000	51.6	8.4
83	2010/09/12 06:44:22	0.750	49.3	7.9
84	2010/09/12 06:44:28	0.625	52.1	8.2
85	2010/09/12 06:44:29	0.750	49.0	7.1
86	2010/09/12 06:44:33	0.875	50.0	7.4
87	2010/09/12 06:44:34	0.750	52.1	9.0
88	2010/09/12 06:44:37	0.750	48.1	6.3
89	2010/09/12 06:46:45	0.625	53.9	9.6
90	2010/09/12 06:50:15	0.750	51.6	9.7
91	2010/09/12 06:57:54	0.875	54.6	8.5
92	2010/09/12 07:15:16	1.000	54.5	8.9
93	2010/09/12 07:30:46	0.625	59.3	10.8
94	2010/09/12 07:30:48	0.625	59.5	10.4
95	2010/09/12 07:31:00	0.625	74.2	10.8
96	2010/09/12 07:31:04	0.625	67.3	10.3
97	2010/09/12 07:31:09	0.750	75.3	12.0
98	2010/09/12 07:31:14	0.625	78.6	12.0
99	2010/09/12 07:32:20	0.625	58.0	9.0
100	2010/09/12 07:32:22	0.750	66.6	9.6
101	2010/09/12 07:32:56	0.750	54.4	7.9

102	2010/09/12 07:33:42	1.000	51.3	6.6
103	2010/09/12 07:33:44	1.000	55.6	10.0
104	2010/09/12 07:34:16	1.000	52.5	6.7
105	2010/09/12 07:34:17	0.875	53.5	7.6
106	2010/09/12 07:34:23	0.625	54.9	8.5
107	2010/09/12 07:34:35	0.750	55.6	8.7
108	2010/09/12 07:34:42	0.875	54.1	8.5
109	2010/09/12 07:34:43	1.000	59.9	8.7
110	2010/09/12 07:34:45	0.750	62.3	7.8
111	2010/09/12 07:34:48	0.750	56.1	8.8
112	2010/09/12 07:34:49	0.750	58.7	9.4
113	2010/09/12 07:34:50	0.625	57.2	8.7
114	2010/09/12 07:35:23	0.625	68.0	10.1
115	2010/09/12 07:35:43	0.625	61.6	10.7
116	2010/09/12 07:38:01	0.875	55.1	8.2
117	2010/09/12 07:38:38	0.875	53.0	7.0
118	2010/09/12 07:38:42	0.875	54.3	9.2
119	2010/09/12 07:39:26	0.750	54.8	9.4
120	2010/09/12 07:39:27	0.750	55.0	7.6
121	2010/09/12 07:39:29	0.875	54.9	8.7
122	2010/09/12 07:40:14	0.875	56.9	8.6
123	2010/09/12 07:43:09	0.750	65.0	8.8
124	2010/09/12 07:44:21	0.625	77.9	10.0
125	2010/09/12 07:44:47	0.625	55.1	11.3
126	2010/09/12 07:47:09	0.875	55.6	7.3
127	2010/09/12 07:47:41	1.000	56.4	7.2
128	2010/09/12 07:50:10	0.875	63.0	9.0
129	2010/09/12 08:03:01	0.625	77.8	11.4
130	2010/09/12 08:03:25	0.625	78.4	10.9
131	2010/09/12 08:03:40	0.750	54.3	8.4
132	2010/09/12 08:03:42	0.625	74.1	11.4
133	2010/09/12 08:03:45	0.875	53.9	13.5
134	2010/09/12 08:04:48	0.500	79.1	12.1
135	2010/09/12 08:05:05	0.625	78.8	11.9
136	2010/09/12 08:05:23	0.625	63.5	10.1
137	2010/09/12 08:08:09	0.625	55.1	11.3
138	2010/09/12 08:10:58	0.750	53.0	8.8
139	2010/09/12 08:11:03	0.625	61.5	11.2
140	2010/09/12 08:12:52	1.000	61.4	6.8
141	2010/09/12 08:13:04	1.000	65.4	8.5
142	2010/09/12 08:13:15	0.625	54.3	9.5
143	2010/09/12 08:13:19	0.750	55.7	10.0
144	2010/09/12 08:13:26	0.750	56.4	9.4
145	2010/09/12 08:13:27	0.625	57.7	8.9
146	2010/09/12 08:14:04	0.750	56.1	8.5
147	2010/09/12 08:14:05	0.750	58.3	9.0
148	2010/09/12 08:14:10	0.750	57.8	10.6
149	2010/09/12 08:14:12	0.625	56.3	9.2

150	2010/09/12 08:14:15	0.750	53.8	9.8
151	2010/09/12 08:14:19	0.625	55.6	10.8
152	2010/09/12 08:14:20	0.750	53.1	8.3
153	2010/09/12 08:14:22	0.750	55.8	10.5
154	2010/09/12 08:17:14	0.875	49.6	9.1
155	2010/09/12 08:17:21	0.750	50.8	9.2
156	2010/09/12 08:21:49	0.750	52.3	7.8
157	2010/09/12 08:22:26	0.625	55.7	9.1
158	2010/09/12 08:22:30	0.875	54.4	7.2
159	2010/09/12 09:04:04	0.750	57.0	9.2
160	2010/09/12 09:37:08	0.500	57.5	12.4
161	2010/09/12 10:44:17	0.625	75.3	11.9
162	2010/09/12 11:08:54	0.875	75.7	9.1
163	2010/09/12 11:09:32	0.750	66.3	12.4
164	2010/09/12 11:09:35	0.625	66.3	10.9
165	2010/09/12 11:11:14	0.875	87.8	6.9
166	2010/09/12 11:11:26	0.500	78.8	11.4
167	2010/09/12 11:11:50	0.625	85.8	11.1
168	2010/09/12 11:14:20	0.875	77.5	7.8
169	2010/09/12 11:25:30	0.750	59.3	9.2
170	2010/09/12 11:32:36	1.000	57.4	8.6
171	2010/09/12 11:57:55	1.000	68.9	7.5
172	2010/09/12 12:12:19	0.625	63.8	10.6
173	2010/09/12 12:35:54	0.625	66.2	9.4
174	2010/09/12 13:14:28	0.750	61.5	7.7
175	2010/09/12 13:34:16	1.000	75.7	9.4
176	2010/09/12 13:41:21	1.000	57.1	10.1
177	2010/09/12 13:42:47	0.875	68.5	8.8
178	2010/09/12 13:42:51	0.875	68.6	8.0
179	2010/09/12 13:54:31	0.625	62.1	8.7
180	2010/09/12 13:54:33	1.000	54.7	9.6
181	2010/09/12 13:59:09	0.750	56.2	9.9
182	2010/09/12 14:01:25	0.875	55.9	8.4
183	2010/09/12 14:01:34	0.875	52.3	8.3
184	2010/09/12 14:01:41	0.750	64.2	10.3
185	2010/09/12 14:01:43	0.875	53.3	10.8
186	2010/09/12 14:02:01	0.750	62.1	12.0
187	2010/09/12 14:07:28	0.875	48.0	11.4
188	2010/09/12 14:07:31	0.875	51.8	8.9
189	2010/09/12 14:07:35	0.750	48.6	7.8
190	2010/09/12 14:07:37	0.875	49.6	9.3
191	2010/09/12 14:10:50	0.750	64.7	9.9
192	2010/09/12 14:11:01	1.000	57.6	7.9
193	2010/09/12 14:11:21	0.875	61.3	7.1
194	2010/09/12 14:12:45	0.875	59.1	9.3
195	2010/09/12 14:17:35	1.000	43.2	9.8
196	2010/09/12 14:17:36	0.875	44.8	9.7
197	2010/09/12 14:18:05	0.875	46.3	9.9

198	2010/09/12 14:18:10	0.875	55.2	8.2
199	2010/09/12 14:20:45	1.000	72.4	6.4
200	2010/09/12 14:20:48	0.750	60.4	7.0
201	2010/09/12 14:20:49	1.000	53.8	7.4
202	2010/09/12 14:20:51	1.000	57.1	8.0
203	2010/09/12 14:24:34	0.750	52.5	8.9
204	2010/09/12 14:24:41	0.750	66.0	8.2
205	2010/09/12 14:24:45	0.875	51.2	9.9
206	2010/09/12 14:24:48	0.750	67.1	6.6
207	2010/09/12 14:26:36	0.500	51.9	13.5
208	2010/09/12 14:26:38	0.875	44.6	10.0
209	2010/09/12 14:34:57	0.625	46.2	12.1
210	2010/09/12 14:36:21	1.000	55.0	8.5
211	2010/09/12 14:36:41	0.875	50.8	7.7
212	2010/09/12 14:36:43	0.750	58.0	9.7
213	2010/09/12 14:36:46	0.875	53.6	8.0
214	2010/09/12 14:36:49	0.625	58.2	10.8
215	2010/09/12 14:37:19	1.000	47.8	8.1
216	2010/09/12 14:37:27	0.750	52.3	10.8
217	2010/09/12 14:40:13	0.625	53.2	9.2
218	2010/09/12 14:40:35	1.000	59.2	10.7
219	2010/09/12 14:40:55	0.875	59.2	8.0
220	2010/09/12 14:40:58	1.000	59.8	9.3
221	2010/09/12 14:45:23	0.750	58.0	10.4
222	2010/09/12 14:45:32	0.625	50.5	8.3
223	2010/09/12 14:45:46	0.625	52.8	12.3
224	2010/09/12 14:46:34	0.750	62.6	11.5
225	2010/09/12 14:47:09	0.875	46.9	7.6
226	2010/09/12 14:47:12	0.875	62.3	8.5
227	2010/09/12 14:48:20	1.000	51.6	9.5
228	2010/09/12 14:50:09	0.625	57.4	10.0
229	2010/09/12 14:50:54	1.000	50.7	6.2
230	2010/09/12 14:50:56	0.875	46.1	6.2
231	2010/09/12 14:56:05	1.000	49.4	9.4
232	2010/09/12 14:58:08	0.875	49.6	10.2
233	2010/09/12 14:59:19	0.750	68.4	9.8
234	2010/09/12 14:59:22	1.000	65.3	7.2
235	2010/09/12 15:03:45	0.875	52.8	7.6
236	2010/09/12 15:04:28	1.000	52.7	9.2
237	2010/09/12 15:08:41	0.625	55.8	9.8
238	2010/09/12 15:08:42	0.625	62.5	11.3
239	2010/09/12 15:08:44	0.500	64.0	10.8
240	2010/09/12 15:09:06	0.750	52.9	9.8
241	2010/09/12 15:09:32	0.750	55.9	8.2
242	2010/09/12 15:10:40	0.750	57.8	11.1
243	2010/09/12 15:20:40	0.875	44.3	7.9
244	2010/09/12 15:20:42	0.625	45.3	11.1
245	2010/09/12 15:21:30	0.875	48.6	10.5

246	2010/09/12 15:22:46	0.875	51.6	8.7
247	2010/09/12 15:24:11	0.750	46.5	9.5
248	2010/09/12 15:28:14	0.625	49.2	9.1
249	2010/09/12 15:28:18	0.625	45.7	10.4
250	2010/09/12 15:37:22	0.875	53.5	7.9
251	2010/09/12 15:43:08	0.625	64.1	12.1
252	2010/09/12 15:43:09	0.875	57.2	11.9
253	2010/09/12 15:44:00	0.625	50.2	9.8
254	2010/09/12 15:48:42	0.625	54.4	8.4
255	2010/09/12 15:49:41	0.750	57.8	8.0
256	2010/09/12 15:54:33	0.875	56.8	8.1
257	2010/09/12 16:07:10	0.750	48.0	7.3
258	2010/09/12 16:40:56	0.750	49.5	9.2
259	2010/09/12 17:04:53	0.875	70.5	10.6
260	2010/09/12 17:05:58	0.625	73.6	12.7
261	2010/09/12 17:06:15	0.500	87.9	14.0
262	2010/09/12 17:06:23	0.625	75.0	12.6
263	2010/09/12 17:06:54	0.625	84.1	13.2
264	2010/09/12 17:10:04	0.750	83.0	11.1
265	2010/09/12 17:12:27	0.875	68.2	7.4
266	2010/09/12 17:13:11	0.875	79.3	9.3
267	2010/09/12 17:25:06	0.750	60.0	9.9
268	2010/09/12 17:25:07	0.750	59.3	8.7
269	2010/09/12 18:59:08	0.625	73.8	10.9
270	2010/09/12 20:50:38	0.625	63.0	9.6
271	2010/09/12 20:50:39	0.750	65.1	10.1
272	2010/09/12 20:58:32	1.000	75.8	7.8
273	2010/09/12 21:36:45	0.500	78.3	11.1
274	2010/09/12 21:36:50	0.500	73.0	12.3
275	2010/09/12 21:37:12	0.750	74.6	12.1
276	2010/09/12 21:37:24	0.750	75.0	11.7
277	2010/09/12 21:37:26	0.625	73.9	11.3
278	2010/09/12 21:37:28	0.500	77.2	12.9
279	2010/09/12 21:37:37	0.625	86.1	13.8
280	2010/09/12 21:38:02	0.625	76.0	12.9
281	2010/09/12 21:38:06	0.500	63.8	13.1
282	2010/09/12 21:38:08	0.500	57.8	12.3
283	2010/09/12 21:38:09	0.625	57.8	10.5
284	2010/09/12 21:38:11	0.875	63.2	12.7
285	2010/09/12 21:40:09	1.000	56.6	8.9
286	2010/09/12 21:41:08	0.625	55.4	7.3
287	2010/09/12 21:41:12	0.750	54.6	9.0
288	2010/09/12 21:41:13	0.625	56.5	8.4
289	2010/09/12 21:41:15	0.625	55.8	8.7
290	2010/09/12 21:41:18	0.750	54.8	9.7
291	2010/09/12 21:41:26	0.750	53.7	7.8
292	2010/09/12 21:41:28	0.750	54.4	8.9
293	2010/09/12 22:41:53	0.875	72.0	10.3

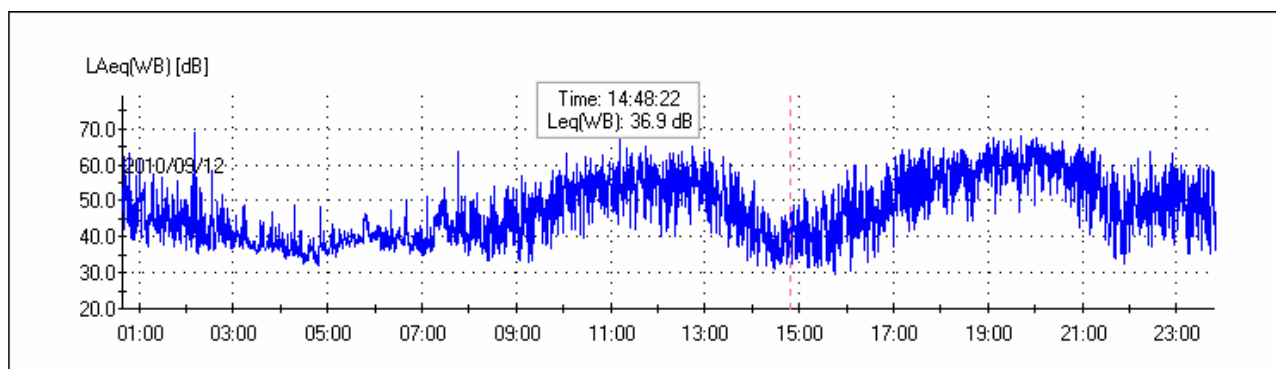
294	2010/09/12 22:41:58	0.750	53.4	10.0
295	2010/09/12 22:41:59	0.750	55.5	7.6
296	2010/09/12 22:44:07	0.875	55.8	6.8
297	2010/09/12 22:44:09	0.625	56.1	8.8
298	2010/09/12 22:44:24	0.875	53.9	6.9
299	2010/09/12 22:44:25	0.750	55.1	8.5
300	2010/09/12 22:44:26	0.750	55.1	8.1
301	2010/09/12 22:44:27	0.625	55.0	8.3
302	2010/09/12 22:44:31	0.750	55.7	10.6
303	2010/09/12 22:44:46	0.500	73.7	11.9
304	2010/09/12 22:45:33	1.000	62.1	8.1
305	2010/09/12 22:45:35	1.000	67.3	10.1
306	2010/09/12 22:46:07	0.750	78.6	10.7
307	2010/09/12 22:46:11	0.500	75.9	11.4
308	2010/09/12 22:46:29	0.625	66.2	11.0
309	2010/09/12 22:46:30	0.625	63.4	9.4
310	2010/09/12 22:46:33	0.750	68.8	11.9
311	2010/09/12 22:46:45	0.625	61.4	7.1
312	2010/09/12 22:46:49	0.625	62.8	9.2
313	2010/09/12 22:46:52	0.625	69.7	12.7
314	2010/09/12 22:46:54	0.625	67.5	12.7
315	2010/09/12 22:46:56	0.625	62.5	11.6
316	2010/09/12 22:47:20	0.625	74.9	11.0
317	2010/09/12 22:47:52	0.750	68.1	10.5
318	2010/09/12 22:48:02	0.625	64.7	7.3
319	2010/09/12 22:48:03	1.000	66.0	9.3
320	2010/09/12 22:48:25	0.625	68.8	10.0
321	2010/09/12 22:49:07	1.000	69.5	8.9
322	2010/09/12 22:49:49	1.000	79.4	7.9
323	2010/09/12 22:49:53	0.625	73.6	10.8
324	2010/09/12 22:49:57	0.625	76.6	12.0
325	2010/09/12 22:50:00	0.625	76.2	11.0
326	2010/09/12 23:11:45	0.625	60.4	9.0
327	2010/09/12 23:13:54	0.750	48.0	8.9
328	2010/09/12 23:48:40	1.000	51.9	7.9
329	2010/09/12 23:48:44	0.625	63.5	11.5
330	2010/09/12 23:48:49	0.625	78.1	10.4

RICONOSCIMENTO COMPONENTI TONALI

Al fine di individuare la presenza di Componenti Tonalì (CT) nel rumore, si effettua un'analisi spettrale per bande normalizzate di 1/3 di ottava. Si considerano esclusivamente le CT aventi carattere stazionario nel tempo ed in frequenza.

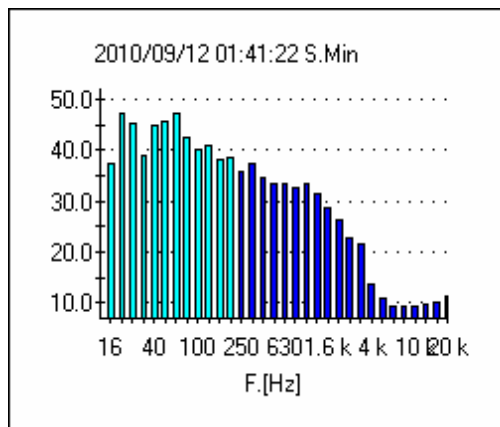
L'analisi è stata svolta nell'intervallo di frequenza compreso tra 20 Hz e 20 KHz.

Si è in presenza di una CT se il livello minimo di una banda supera i livelli minimi delle bande adiacenti per almeno 5 dB.

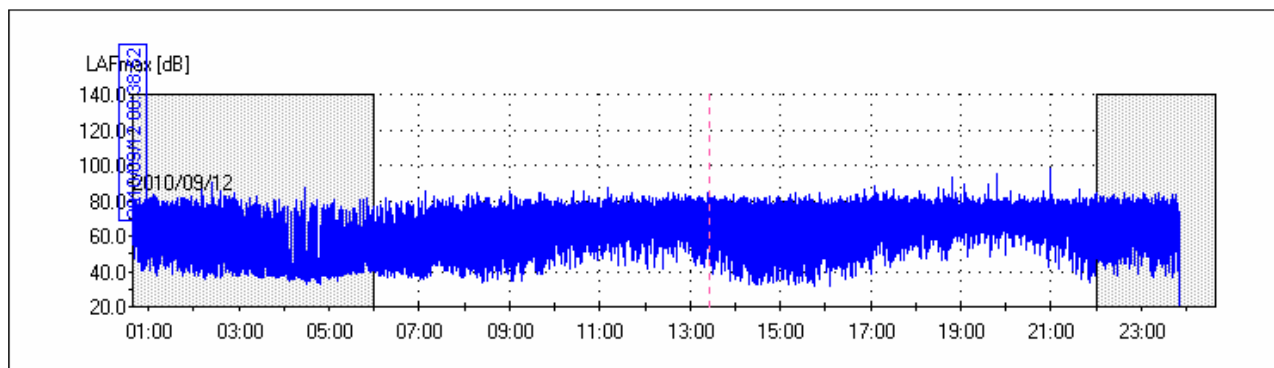


SOGLIE PENALIZZAZIONE	
Persistenza BF	5%
Persistenza AF	5%
TONALI [Hz]	PERSIST [%]
Freq: 125	0.1
Freq: 200	0.1
Freq: 250	0.2
Freq: 315	0.1
Freq: 500	0.1
Freq: 630	0.1
Freq: 800	0.0
Freq: 1.25 k	0.0
Freq: 1.6 k	0.1
Freq: 3.15 k	0.0
Freq: 5 k	0.0
PENALIZZAZIONI	
Penalizzazione BF: No	
Penalizzazione AF: No	

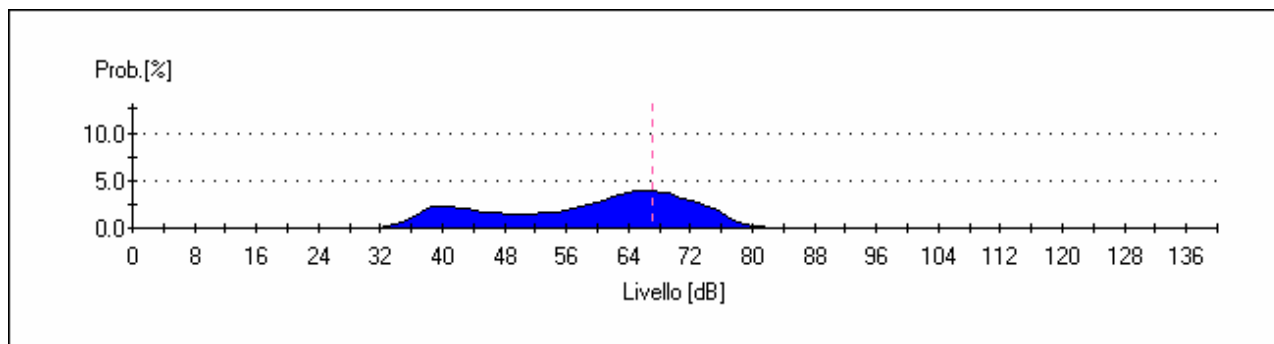
TIME HISTORY COMPONENTI TONALI



IL GRAFICO DEL CLIMA ACUSTICO GIORNALIERO



DISTRIBUTIVA



CUMULATIVA

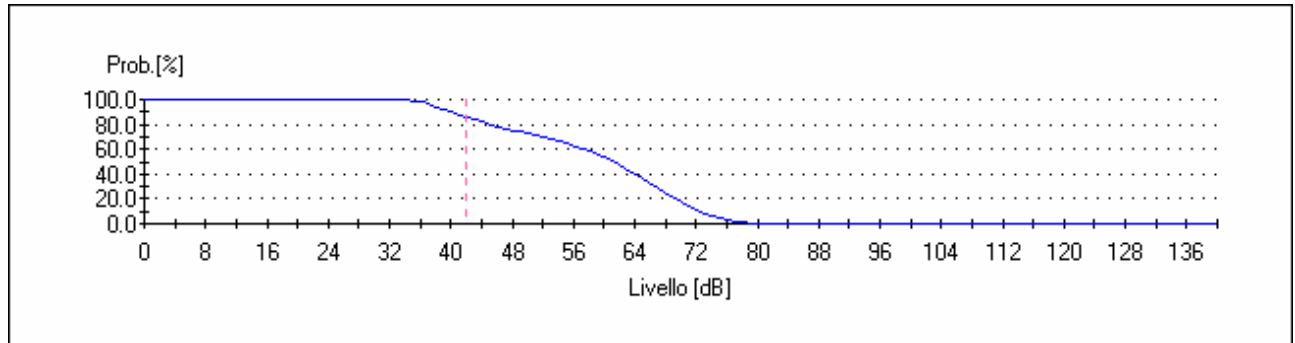
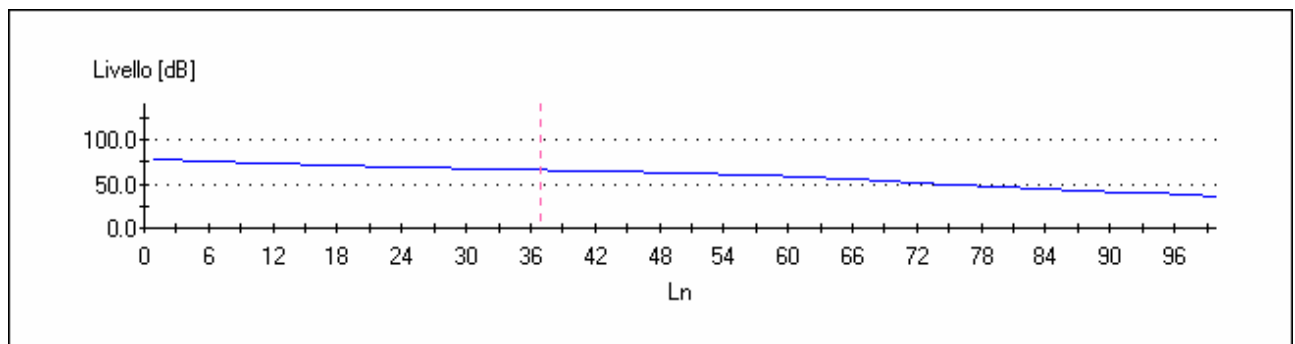


GRAFICO PERCENTILI



Livelli statistici L1, L5, L10, L50, L90, L95, L99; nelle 24 ore

Percentile	Leq.[dB]
0	78.0
1	78.0
2	77.0
3	76.5
4	76.0
5	75.5
6	75.0
7	74.5
8	74.0
9	73.7
10	73.3
11	73.0
12	72.7
13	72.3
14	72.0
15	71.7

16	71.3
17	71.0
18	70.7
19	70.3
20	70.0
21	69.8
22	69.5
23	69.3
24	69.0
25	68.7
26	68.3
27	68.0
28	67.8
29	67.5
30	67.3
31	67.0
32	66.8
33	66.5
34	66.3
35	66.0
36	65.8
37	65.5
38	65.3
39	65.0
40	64.8
41	64.5
42	64.3
43	64.0
44	63.8
45	63.5
46	63.3
47	63.0
48	62.7
49	62.3
50	62.0
51	61.7
52	61.3
53	61.0
54	60.5
55	60.0
56	59.7
57	59.3
58	59.0
59	58.5
60	58.0
61	57.5
62	57.0
63	56.5

64	56.0
65	55.5
66	55.0
67	54.0
68	53.5
69	53.0
70	52.0
71	51.5
72	51.0
73	50.0
74	49.5
75	49.0
76	48.0
77	47.5
78	47.0
79	46.5
80	46.0
81	45.0
82	44.5
83	44.0
84	43.5
85	43.0
86	42.5
87	42.0
88	41.5
89	41.0
90	40.7
91	40.3
92	40.0
93	39.5
94	39.0
95	38.5
96	38.0
97	37.0
98	36.0
99	35.0

LIVELLI PERCENTILI DIURNI

Percentile	Leq.[dB]
0	78.0
1	78.0
2	77.5
3	77.0
4	76.0
5	75.7
6	75.3
7	75.0
8	74.7
9	74.3
10	74.0
11	73.7
12	73.3
13	73.0
14	72.7
15	72.3
16	72.0
17	71.8
18	71.5
19	71.3
20	71.0
21	70.8
22	70.5
23	70.3
24	70.0
25	69.8
26	69.5
27	69.3
28	69.0
29	68.8
30	68.5
31	68.3
32	68.0
33	67.8
34	67.6
35	67.4
36	67.2
37	67.0
38	66.8
39	66.6
40	66.4
41	66.2
42	66.0
43	65.8

44	65.5
45	65.3
46	65.0
47	64.8
48	64.5
49	64.3
50	64.0
51	63.8
52	63.5
53	63.3
54	63.0
55	62.8
56	62.5
57	62.3
58	62.0
59	61.7
60	61.3
61	61.0
62	60.7
63	60.3
64	60.0
65	59.5
66	59.0
67	58.7
68	58.3
69	58.0
70	57.5
71	57.0
72	56.5
73	56.0
74	55.0
75	54.5
76	54.0
77	53.0
78	52.5
79	52.0
80	51.0
81	50.5
82	50.0
83	49.0
84	48.0
85	47.5
86	47.0
87	46.0
88	45.5
89	45.0
90	44.0
91	43.0

92	42.5
93	42.0
94	41.0
95	40.0
96	39.5
97	39.0
98	38.0
99	36.0

LIVELLI PERCENTILI NOTTURNI

Percentile	Leq.[dB]
0	78.0
1	78.0
2	76.0
3	75.0
4	74.0
5	73.5
6	73.0
7	72.5
8	72.0
9	71.5
10	71.0
11	70.5
12	70.0
13	69.5
14	69.0
15	68.5
16	68.0
17	67.7
18	67.3
19	67.0
20	66.7
21	66.3
22	66.0
23	65.5
24	65.0
25	64.7
26	64.3
27	64.0
28	63.7
29	63.3
30	63.0
31	62.5
32	62.0
33	61.7
34	61.3

35	61.0
36	60.5
37	60.0
38	59.5
39	59.0
40	58.5
41	58.0
42	57.5
43	57.0
44	56.5
45	56.0
46	55.5
47	55.0
48	54.0
49	53.5
50	53.0
51	52.5
52	52.0
53	51.0
54	50.5
55	50.0
56	49.5
57	49.0
58	48.5
59	48.0
60	47.5
61	47.0
62	46.5
63	46.0
64	45.5
65	45.0
66	44.7
67	44.3
68	44.0
69	43.7
70	43.3
71	43.0
72	42.8
73	42.5
74	42.3
75	42.0
76	41.8
77	41.5
78	41.3
79	41.0
80	40.8
81	40.5
82	40.3

83	40.0
84	39.8
85	39.6
86	39.4
87	39.2
88	39.0
89	38.8
90	38.5
91	38.3
92	38.0
93	37.7
94	37.3
95	37.0
96	36.5
97	36.0
98	35.5
99	35.0

LIVELLI DI IMPULS- FAST E SLOW MAX NELLE 24 ORE		
LAlp [dB]	LASp [dB]	LAFp [dB]
92.5	86.6	90
86.8	81.8	84.9
90	83.2	87.8
92.8	83.8	87.9
99.3	94.6	98
91.2	82.5	86.1
99.3	94.6	98

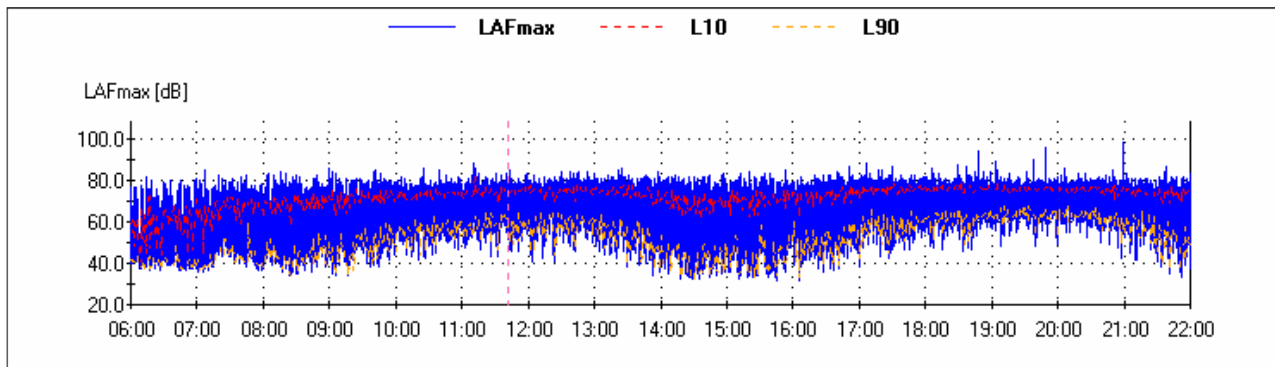
LIVELLI di Impuls – fast – slow massimi nelle 16 ore diurne

LIVELLI DI IMPULS- FAST E SLOW MAX DIURNI		
LAlp [dB]	LASp [dB]	LAFp [dB]
86.8	81.8	84.9
90	83.2	87.8
92.8	83.8	87.9
99.3	94.6	98
91.2	80.4	86.1
99.3	94.6	98

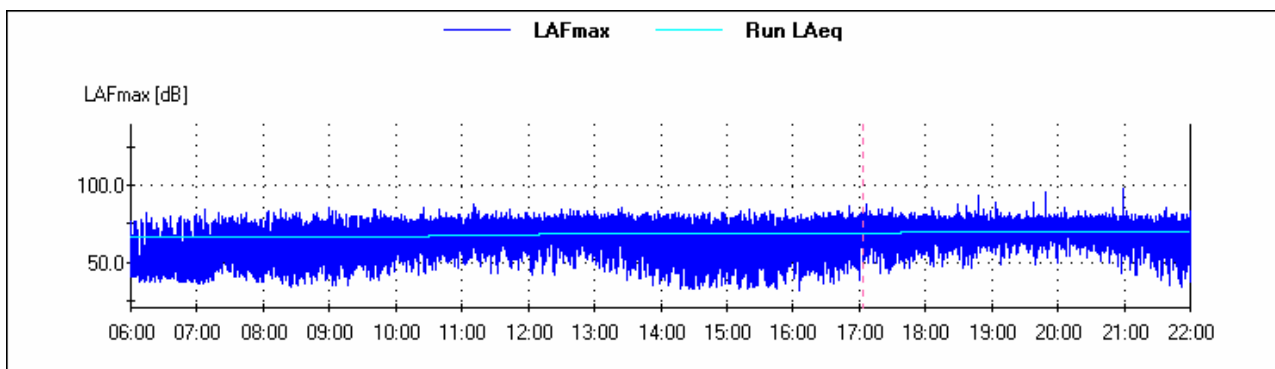
LIVELLI di Impuls – fast – slow massimi nelle 8 ore notturni

LIVELLI DI IMPULS- FAST E SLOW MAX NOTTURNI		
LAlp [dB]	LASp [dB]	LAFp [dB]
92.5	86.6	90
81.9	78	81.3
87.3	82.5	84.7
92.5	86.6	90

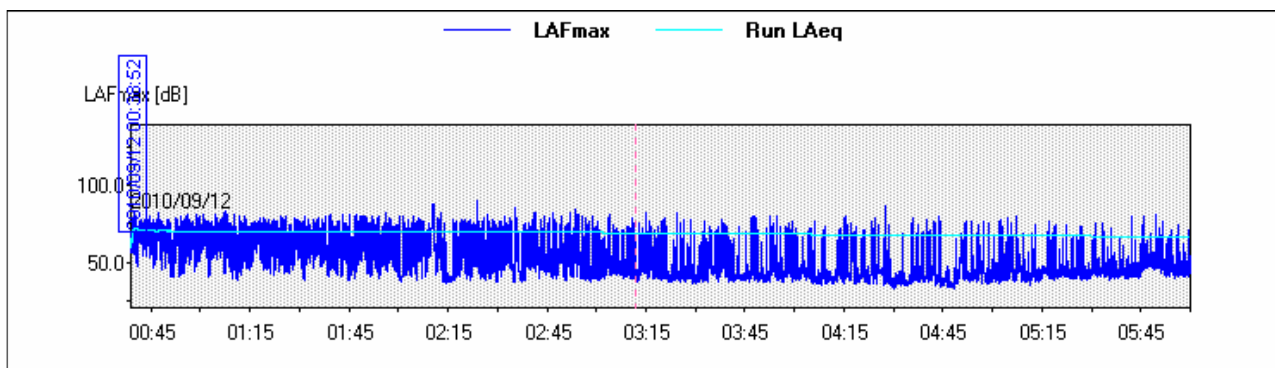
TIME HISTORY L10 – L90



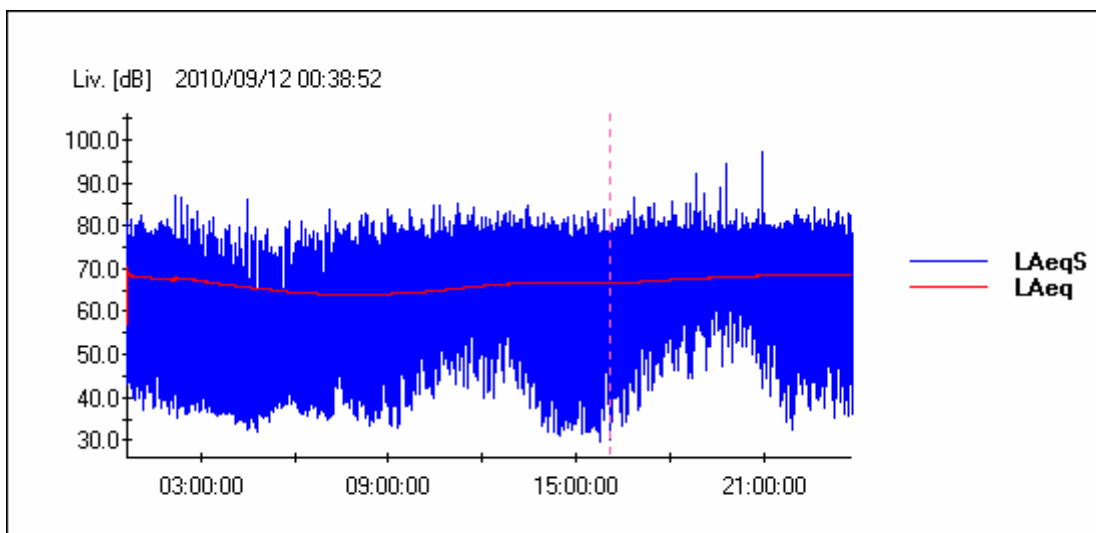
RUNNING Leq DIURNO



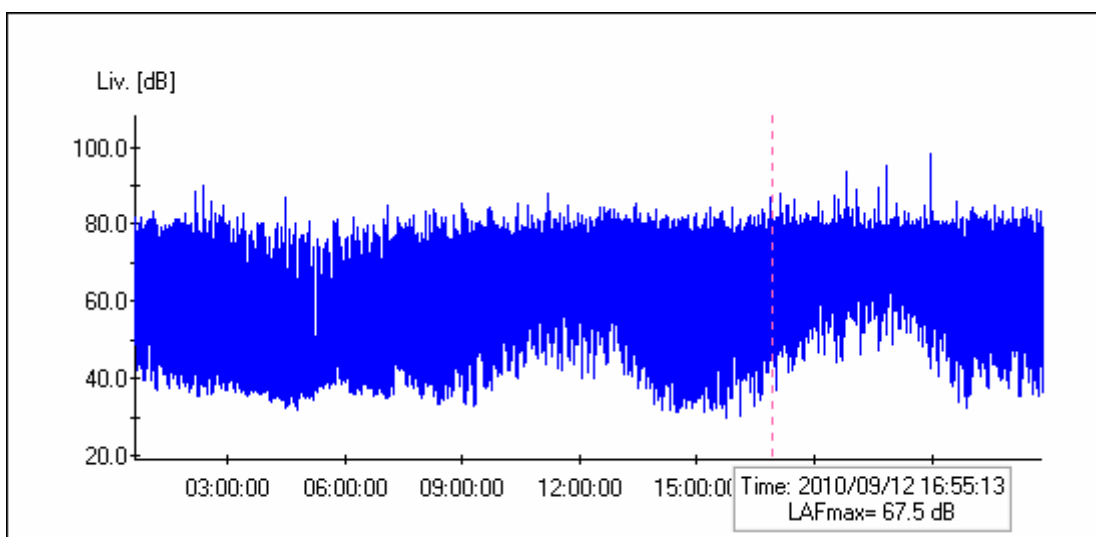
RUNNING Leq NOTTURNO



LA TIME HISTORY LIVELLO EQUIVALENTE PONDERATO "A"



LA TIME HISTORY LIVELLO PRESSIONE SONORA PONDERATA "A"



Punto	Ricettore	Indirizzo
	R_S_PAN 2-2	PANOR. DELLO STRETTO
Descrizione del punto di misura/ricettore		
<p align="center"><i>L'asta estensibile con il microfono posto all'altezza di mt. 4,00 dal piano di campagna è stata collocata all'ingresso dell'area di servizio del rifornimento AGIP posto in direzione GANZIRRI - MESSINA</i></p>		

Caratterizzazione del punto di misura/ricettore		
Zonizzazione acustica e limiti diurni/notturni		
<input type="checkbox"/>	Classe I	50 / 40 dB(a)
<input type="checkbox"/>	Classe II	55 / 45 dB(a)
<input checked="" type="checkbox"/>	Classe III	60 / 50 dB(a)
<input type="checkbox"/>	Classe IV	65 / 55 dB(a)
<input type="checkbox"/>	Classe V	70 / 60 dB(a)
<input type="checkbox"/>	Classe VI	70 / 70 dB(a)
Caratterizzazione delle sorgenti di rumore		
Tipologia	<input checked="" type="checkbox"/>	Traffico stradale
	<input type="checkbox"/>	Traffico ferroviario
	<input type="checkbox"/>	Cantiere
	<input type="checkbox"/>	Altro
Descrizione		
Strumentazione adottata		
Fonometro modello HD 2110 Classe 1, numero di serie 10060132243, - preamplificatore HD 2110 P, - microfono MK 221, numero di serie 34208 - Calibratore HD 2020 Classe 1 090 29825		
Punto	Ricettore	Indirizzo

	R_S_PAN 2-2	PANOR. DELLO STRETTO
--	--------------------	-----------------------------

Periodo	TR	Data	L _{AeqTR} [dBA]	K _I [dBA]	K _T [dBA]	K _B [dBA]	L _{AeqTRC} [dBA]	L _{lim} [dBA]
Giorno	6-22h	12/09/10	70.4	0	0		70.4	60
Notte	22-6h	12/09/10	63.9	0	0	0	63.9	50

RISULTATI MISURE	
Codice misura	R_S_PAN 2-2
Data inizio	12/09/2010
Ora inizio	23.54.49
Note	

Parametri		24 ore	Giorno (T _R = 6/22)	Notte (T _R = 22/6)
L _{AeqTR}	[dBA]	69.1	70.4	63.9
L ₁	[dBA]	78.0	79.0	76.0
L ₅	[dBA]	75.5	76.0	70.0
L ₁₀	[dBA]	73.3	74.3	66.0
L ₅₀	[dBA]	63.3	66.5	41.0
L ₉₀	[dBA]	34.5	55.0	31.0
L ₉₅	[dBA]	31.5	50.0	30.0
L ₉₉	[dBA]	29.0	38.0	28.0
L _I max	[dBA]	98.1	98.1	95.3
L _F max	[dBA]	96.5	96.5	94.2
L _S max	[dBA]	93.7	93.7	91.0
K _I	[dBA]	0	0	0
K _T	[dBA]	0	0	0
K _B	[dBA]	0	0	0
L _{AeqTRC}		69.1	70.4	63.9

Note:		
Punto	Ricettore	Indirizzo

R_S_PAN 2-2

PANOR. DELLO STRETTO

Sorgente stradale: _____

	6/9h	9/14h	14/19h	19/22h	Media	22/2h	2/6 h	Media
Veic. Leggeri / 10'	54	83	60	54	62.75	21	6	13.5
Veic. Pesanti / 10'	9	5	5	5	6	4	1	2.5
Motocicli / 10'	5	10	92	6	28.25	3	0	1.5

	6/9h	9/14h	14/19h	19/22h	Media	22/2h	2/6 h	Media
Condizioni cielo	SERENO	SERENO	SERENO	SERENO		SERENO	SERENO	
Temperatura	20.1	28	32.6	25.4	26.53	23.6	22.1	22.85
Umidità relativa	65	76	79	62	70.5	62	58	60
Velocità vento	2.2	3.1	2.5	2.3	2.525	1.9	2.3	2.1
Direzione vento	S S E	S S E	W	N W		E N E	E N E	

Fotografia del punto di misura



Punto

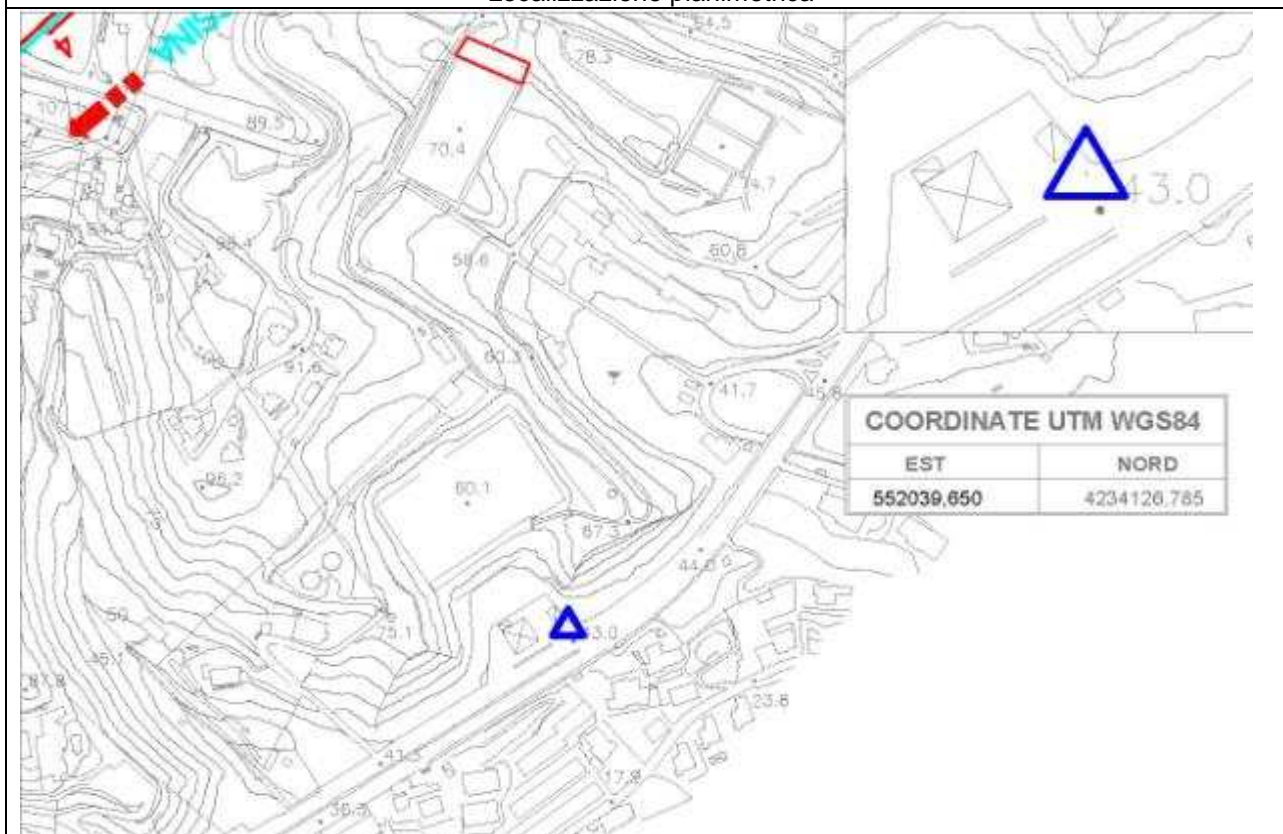
Ricettore

Indirizzo

R_S_PAN 2-2

PANOR. DELLO STRETTO

Localizzazione planimetrica



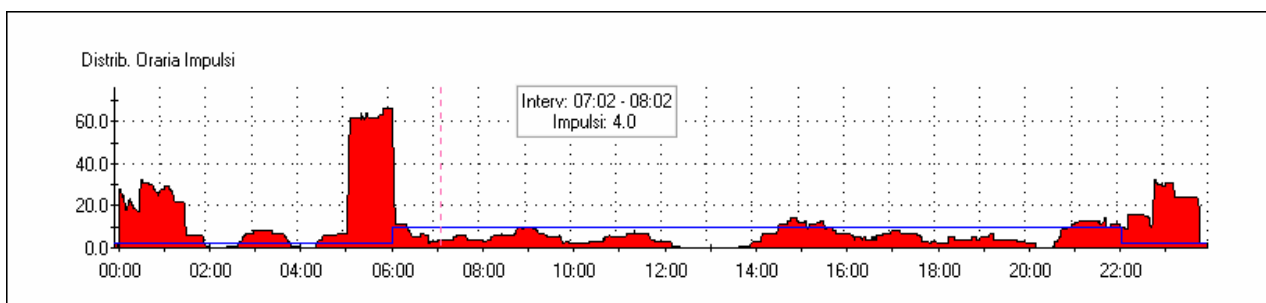
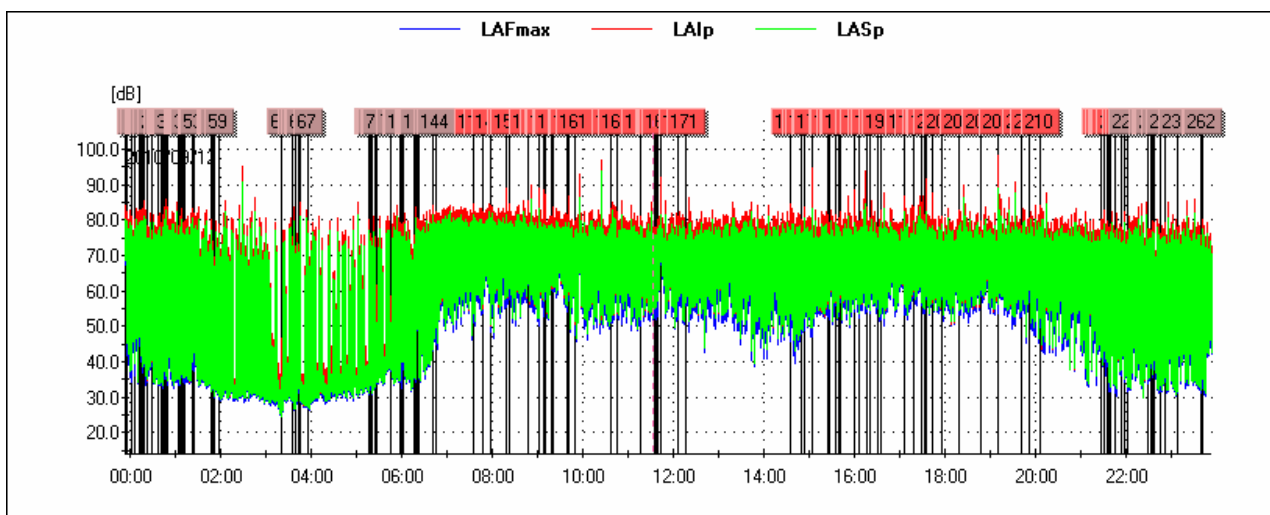
DATA	Tecnico competente: Studio tecnico ing. Giovanni Chiovetta	
	geom. Antonino Campione	Ing. Giovanni Chiovetta

RICONOSCIMENTO COMPONENTI IMPULSIVE

Il rumore presenta Componenti Impulsive (CI) quando sono verificate le condizioni seguenti:

- ripetitività di n° eventi impulsivi (n°10/ora di giorno e n°2/ora di notte);
- differenza tra LAImax e LASmax superiore a 6 dB;
- durata dell'evento a -10 dB dal valore LAFmax inferiore a 1 s.

La ripetitività viene dimostrata mediante registrazione grafica del livello di pressione sonora ponderato A fast effettuata durante il tempo di misura TM.



Lista degli impulsi nelle 24 ore

Ev	Inizio	Durata LAFmax-10dB[s]	LAFmax[dB]	LAImax - LASmax [dB]
1	2010/09/12 23:57:06	0.625	70.6	9.4
2	2010/09/12 23:57:52	0.625	55.7	9.7
3	2010/09/13 00:02:06	0.625	63.2	10.8
4	2010/09/13 00:02:10	0.875	51.4	8.9
5	2010/09/13 00:02:11	1.000	51.9	8.0
6	2010/09/13 00:03:08	0.625	64.4	6.9
7	2010/09/13 00:06:13	1.000	56.4	9.2
8	2010/09/13 00:06:18	0.750	54.9	7.7

9	2010/09/13 00:06:30	0.625	64.0	12.2
10	2010/09/13 00:06:32	0.750	55.8	12.4
11	2010/09/13 00:06:33	0.625	56.8	9.1
12	2010/09/13 00:06:40	0.875	57.6	8.5
13	2010/09/13 00:07:40	0.875	48.0	9.7
14	2010/09/13 00:07:41	0.750	51.7	9.0
15	2010/09/13 00:13:28	0.750	67.7	9.4
16	2010/09/13 00:15:09	0.625	70.5	6.5
17	2010/09/13 00:15:11	0.625	71.7	9.9
18	2010/09/13 00:17:10	0.750	77.7	9.8
19	2010/09/13 00:20:21	0.875	54.2	7.0
20	2010/09/13 00:22:50	0.625	60.4	11.1
21	2010/09/13 00:24:30	0.750	56.7	10.5
22	2010/09/13 00:29:21	0.750	58.3	10.2
23	2010/09/13 00:38:26	0.750	47.5	8.6
24	2010/09/13 00:43:15	0.750	75.8	10.4
25	2010/09/13 00:44:22	0.875	50.5	7.3
26	2010/09/13 00:46:43	1.000	53.5	8.5
27	2010/09/13 00:47:24	0.625	65.0	11.3
28	2010/09/13 00:49:21	1.000	47.6	9.0
29	2010/09/13 00:50:32	0.625	80.5	10.6
30	2010/09/13 00:50:58	0.625	67.2	10.7
31	2010/09/13 01:04:38	1.000	47.1	7.3
32	2010/09/13 01:07:05	0.750	50.4	10.5
33	2010/09/13 01:10:13	1.000	51.5	6.3
34	2010/09/13 01:10:19	1.000	50.5	6.2
35	2010/09/13 01:10:21	0.875	51.8	8.3
36	2010/09/13 01:10:24	0.875	53.4	7.3
37	2010/09/13 01:12:26	0.875	48.8	8.2
38	2010/09/13 01:24:01	0.625	52.1	10.6
39	2010/09/13 01:25:08	0.625	63.0	9.1
40	2010/09/13 01:25:15	0.625	54.2	12.1
41	2010/09/13 01:25:53	0.625	60.7	13.0
42	2010/09/13 01:25:54	0.500	58.1	11.0
43	2010/09/13 01:25:55	0.500	72.0	13.9
44	2010/09/13 01:25:56	0.625	62.3	14.8
45	2010/09/13 01:26:01	0.875	62.5	11.8
46	2010/09/13 01:26:12	0.500	70.2	12.5
47	2010/09/13 01:26:22	0.500	68.0	10.7
48	2010/09/13 01:26:24	0.750	56.2	11.9
49	2010/09/13 01:26:28	0.625	65.8	13.7
50	2010/09/13 01:26:38	0.500	69.6	10.6
51	2010/09/13 01:26:39	0.625	67.3	10.2
52	2010/09/13 01:26:43	0.625	68.6	12.4
53	2010/09/13 01:26:47	1.000	70.4	13.7
54	2010/09/13 01:49:06	0.500	50.0	12.7
55	2010/09/13 01:50:05	0.625	47.1	12.7
56	2010/09/13 01:51:19	0.625	50.0	13.5

57	2010/09/13 01:51:23	0.750	43.9	11.9
58	2010/09/13 01:53:43	0.625	52.0	13.1
59	2010/09/13 01:58:35	0.625	42.4	12.0
60	2010/09/13 03:20:52	0.625	43.0	11.1
61	2010/09/13 03:36:27	0.625	49.8	9.7
62	2010/09/13 03:37:08	0.625	44.4	11.2
63	2010/09/13 03:40:08	1.000	39.2	8.3
64	2010/09/13 03:41:11	0.750	42.4	7.6
65	2010/09/13 03:43:47	0.625	52.3	10.5
66	2010/09/13 03:45:38	0.750	55.1	9.5
67	2010/09/13 03:56:59	0.625	46.9	11.2
68	2010/09/13 05:17:30	0.750	58.2	9.3
69	2010/09/13 05:19:20	0.625	50.1	10.5
70	2010/09/13 05:19:29	0.625	57.6	9.4
71	2010/09/13 05:21:07	0.625	55.5	10.8
72	2010/09/13 05:26:10	0.750	52.3	7.7
73	2010/09/13 05:27:31	0.625	58.4	10.4
74	2010/09/13 05:46:17	0.750	55.8	7.8
75	2010/09/13 05:59:34	0.750	64.2	10.5
76	2010/09/13 05:59:47	0.750	55.8	7.4
77	2010/09/13 05:59:48	0.750	55.0	7.5
78	2010/09/13 05:59:52	0.750	55.1	8.8
79	2010/09/13 05:59:54	0.750	54.2	8.3
80	2010/09/13 05:59:55	0.750	54.3	8.3
81	2010/09/13 06:00:00	0.750	54.0	7.1
82	2010/09/13 06:00:02	0.875	53.1	7.6
83	2010/09/13 06:00:03	0.875	51.1	6.5
84	2010/09/13 06:00:06	0.750	57.4	7.1
85	2010/09/13 06:00:10	0.625	51.0	8.3
86	2010/09/13 06:00:14	0.750	56.9	9.2
87	2010/09/13 06:00:16	0.750	59.2	9.1
88	2010/09/13 06:00:18	0.625	66.8	10.4
89	2010/09/13 06:00:20	0.750	54.4	11.5
90	2010/09/13 06:00:25	0.625	55.1	7.9
91	2010/09/13 06:00:27	0.625	54.5	8.6
92	2010/09/13 06:00:29	0.750	52.5	6.2
93	2010/09/13 06:00:30	0.625	55.1	8.3
94	2010/09/13 06:00:31	0.750	57.3	8.4
95	2010/09/13 06:00:32	0.750	58.4	8.5
96	2010/09/13 06:00:33	0.625	62.2	10.7
97	2010/09/13 06:00:35	0.625	58.6	9.3
98	2010/09/13 06:00:39	0.750	63.7	11.2
99	2010/09/13 06:00:40	0.750	52.0	11.2
100	2010/09/13 06:00:42	0.750	58.1	8.3
101	2010/09/13 06:00:44	0.750	56.9	9.2
102	2010/09/13 06:00:45	1.000	56.2	6.6
103	2010/09/13 06:00:46	0.625	61.3	9.2
104	2010/09/13 06:00:49	1.000	53.4	6.1

105	2010/09/13 06:01:35	0.875	54.3	8.4
106	2010/09/13 06:01:38	0.750	53.5	7.0
107	2010/09/13 06:01:41	0.750	54.6	9.4
108	2010/09/13 06:01:41	0.750	55.1	9.0
109	2010/09/13 06:01:43	0.750	54.6	8.3
110	2010/09/13 06:01:44	1.000	54.0	7.1
111	2010/09/13 06:01:46	0.750	53.3	7.3
112	2010/09/13 06:01:47	0.750	54.3	7.7
113	2010/09/13 06:01:54	0.750	55.2	10.6
114	2010/09/13 06:01:56	0.750	55.6	10.3
115	2010/09/13 06:01:56	0.750	57.4	9.0
116	2010/09/13 06:02:00	1.000	59.2	8.9
117	2010/09/13 06:02:06	0.625	57.9	7.2
118	2010/09/13 06:02:08	0.875	54.9	6.7
119	2010/09/13 06:02:09	0.750	56.6	8.6
120	2010/09/13 06:02:11	0.875	54.3	7.9
121	2010/09/13 06:02:12	0.750	55.0	8.2
122	2010/09/13 06:02:13	0.875	56.5	7.9
123	2010/09/13 06:02:15	0.750	56.4	8.3
124	2010/09/13 06:02:15	0.750	57.1	8.0
125	2010/09/13 06:02:17	0.750	56.7	8.2
126	2010/09/13 06:02:18	0.750	57.2	8.1
127	2010/09/13 06:02:21	0.750	54.0	8.3
128	2010/09/13 06:02:21	1.000	57.8	9.0
129	2010/09/13 06:02:24	0.625	56.9	9.1
130	2010/09/13 06:02:26	0.750	52.2	7.5
131	2010/09/13 06:02:28	0.750	52.7	8.2
132	2010/09/13 06:02:33	1.000	57.2	8.3
133	2010/09/13 06:03:14	0.625	57.8	10.7
134	2010/09/13 06:18:33	0.875	52.5	7.4
135	2010/09/13 06:18:44	0.750	55.6	9.0
136	2010/09/13 06:18:46	0.750	54.7	8.0
137	2010/09/13 06:22:38	0.875	60.4	7.7
138	2010/09/13 06:24:22	0.750	50.1	11.2
139	2010/09/13 06:24:25	0.625	61.1	9.2
140	2010/09/13 06:41:48	0.750	56.7	10.0
141	2010/09/13 06:46:20	1.000	59.6	8.0
142	2010/09/13 06:46:21	0.750	61.7	9.2
143	2010/09/13 06:46:23	0.750	60.7	9.9
144	2010/09/13 06:46:25	0.875	61.3	9.2
145	2010/09/13 07:36:52	0.750	62.5	7.1
146	2010/09/13 07:36:53	0.750	64.5	9.7
147	2010/09/13 07:48:54	0.750	71.6	8.4
148	2010/09/13 07:58:14	1.000	73.3	9.5
149	2010/09/13 08:19:51	0.750	88.0	7.6
150	2010/09/13 08:23:36	0.750	77.1	10.8
151	2010/09/13 08:48:47	0.625	82.7	10.1
152	2010/09/13 09:03:00	0.750	65.4	9.5

153	2010/09/13 09:08:44	0.750	85.6	9.7
154	2010/09/13 09:11:55	0.625	83.8	9.5
155	2010/09/13 09:19:59	0.750	78.0	6.4
156	2010/09/13 09:22:31	0.750	81.8	7.8
157	2010/09/13 09:39:26	0.750	78.2	7.9
158	2010/09/13 09:42:01	0.750	80.1	9.5
159	2010/09/13 09:42:17	1.000	77.3	6.9
160	2010/09/13 09:42:21	0.750	79.2	9.8
161	2010/09/13 09:51:12	0.750	67.4	8.7
162	2010/09/13 10:38:39	0.875	66.9	9.3
163	2010/09/13 10:46:55	0.625	78.2	11.1
164	2010/09/13 11:18:19	0.875	77.3	11.3
165	2010/09/13 11:36:33	0.750	73.0	9.2
166	2010/09/13 11:37:20	1.000	69.5	8.5
167	2010/09/13 11:39:47	0.875	75.8	7.0
168	2010/09/13 11:44:35	0.625	88.9	10.9
169	2010/09/13 12:06:52	0.625	77.1	12.1
170	2010/09/13 12:07:13	0.750	72.4	6.4
171	2010/09/13 12:17:37	1.000	72.4	6.2
172	2010/09/13 14:35:48	0.875	63.6	9.1
173	2010/09/13 14:51:11	0.875	78.2	7.3
174	2010/09/13 14:53:54	0.875	77.3	10.6
175	2010/09/13 15:04:07	0.750	60.3	7.8
176	2010/09/13 15:05:02	0.625	91.1	11.5
177	2010/09/13 15:05:25	1.000	86.8	6.4
178	2010/09/13 15:05:42	0.625	89.6	11.2
179	2010/09/13 15:26:01	0.625	75.0	10.9
180	2010/09/13 15:27:08	1.000	69.1	9.0
181	2010/09/13 15:27:46	0.750	63.9	9.8
182	2010/09/13 15:28:07	0.625	73.0	10.3
183	2010/09/13 15:35:26	0.750	75.9	8.4
184	2010/09/13 15:39:50	0.875	77.8	9.7
185	2010/09/13 15:39:51	0.875	75.8	8.9
186	2010/09/13 15:43:18	0.625	78.9	10.7
187	2010/09/13 16:02:00	0.625	85.6	9.4
188	2010/09/13 16:07:39	0.875	68.7	7.7
189	2010/09/13 16:07:58	0.750	75.1	8.9
190	2010/09/13 16:17:11	0.625	80.1	10.8
191	2010/09/13 16:22:12	1.000	74.9	8.3
192	2010/09/13 16:32:30	0.625	72.0	8.5
193	2010/09/13 16:35:55	0.625	78.5	9.1
194	2010/09/13 17:08:13	0.750	71.5	8.7
195	2010/09/13 17:19:11	0.875	75.6	9.1
196	2010/09/13 17:30:52	0.875	82.5	8.7
197	2010/09/13 17:34:51	0.750	75.0	10.0
198	2010/09/13 17:36:15	0.625	88.4	9.9
199	2010/09/13 17:36:18	0.625	89.4	9.5
200	2010/09/13 17:45:04	0.750	85.2	9.6

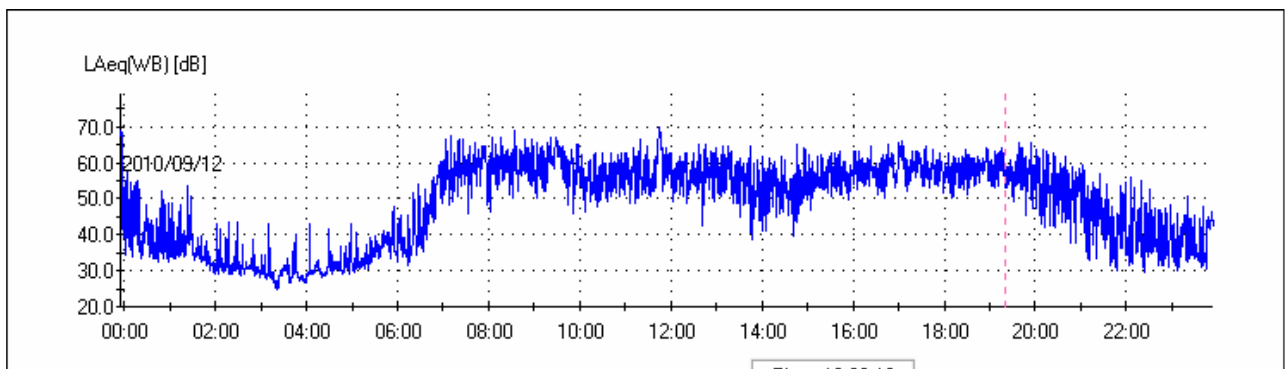
201	2010/09/13 17:56:51	0.625	72.2	9.0
202	2010/09/13 18:19:43	0.750	81.2	7.4
203	2010/09/13 18:48:25	0.875	73.8	9.5
204	2010/09/13 19:11:42	0.750	95.8	9.0
205	2010/09/13 19:11:56	0.750	78.1	8.9
206	2010/09/13 19:11:57	0.875	78.0	9.0
207	2010/09/13 19:42:32	0.625	66.9	8.3
208	2010/09/13 19:53:24	0.750	78.1	8.9
209	2010/09/13 20:06:49	0.875	82.2	7.5
210	2010/09/13 20:06:50	0.875	82.2	6.9
211	2010/09/13 21:28:31	1.000	56.8	10.1
212	2010/09/13 21:31:28	0.750	68.0	7.2
213	2010/09/13 21:31:39	0.625	60.9	7.8
214	2010/09/13 21:36:21	1.000	60.9	7.0
215	2010/09/13 21:36:28	0.750	59.6	7.4
216	2010/09/13 21:39:10	0.750	50.7	9.0
217	2010/09/13 21:39:17	0.750	49.1	9.9
218	2010/09/13 21:39:29	0.750	47.3	8.3
219	2010/09/13 21:40:53	0.750	53.3	8.0
220	2010/09/13 21:47:29	0.625	46.5	10.6
221	2010/09/13 21:54:31	0.750	52.9	9.0
222	2010/09/13 21:58:53	0.750	53.8	7.5
223	2010/09/13 22:03:25	0.750	48.5	10.1
224	2010/09/13 22:29:37	0.750	49.7	10.2
225	2010/09/13 22:34:57	0.875	50.5	8.8
226	2010/09/13 22:36:11	0.750	51.4	10.0
227	2010/09/13 22:36:54	0.750	55.5	10.3
228	2010/09/13 22:36:59	0.875	56.6	8.2
229	2010/09/13 22:37:41	0.875	53.3	8.2
230	2010/09/13 22:45:30	0.750	48.7	8.9
231	2010/09/13 22:47:23	0.750	50.5	9.5
232	2010/09/13 22:53:35	1.000	46.0	9.8
233	2010/09/13 23:08:24	0.625	46.9	11.7
234	2010/09/13 23:08:26	0.625	46.9	11.2
235	2010/09/13 23:08:27	0.500	48.8	11.7
236	2010/09/13 23:08:28	0.625	53.3	12.3
237	2010/09/13 23:08:29	0.500	52.7	11.1
238	2010/09/13 23:08:31	0.500	47.5	10.8
239	2010/09/13 23:08:32	0.750	45.9	9.2
240	2010/09/13 23:39:41	0.875	55.9	8.2
241	2010/09/13 23:40:34	1.000	52.9	9.1
242	2010/09/13 23:41:04	0.625	72.2	11.2
243	2010/09/13 23:41:05	1.000	64.6	11.1
244	2010/09/13 23:41:13	0.625	73.0	9.9
245	2010/09/13 23:42:16	0.750	50.4	9.0
246	2010/09/13 23:42:20	0.750	51.7	9.8
247	2010/09/13 23:42:28	0.625	53.1	6.1
248	2010/09/13 23:42:32	0.750	57.9	9.4

249	2010/09/13 23:42:34	0.625	52.1	9.2
250	2010/09/13 23:42:36	0.750	52.6	7.5
251	2010/09/13 23:42:37	0.625	56.0	8.2
252	2010/09/13 23:42:38	0.750	52.1	7.7
253	2010/09/13 23:42:38	0.625	54.0	8.0
254	2010/09/13 23:42:39	0.750	52.8	6.8
255	2010/09/13 23:42:40	0.625	56.5	8.7
256	2010/09/13 23:42:41	0.625	52.5	7.6
257	2010/09/13 23:42:48	0.750	53.5	10.4
258	2010/09/13 23:42:49	0.750	53.5	8.6
259	2010/09/13 23:42:54	0.750	52.3	9.1
260	2010/09/13 23:42:56	0.875	51.2	8.5
261	2010/09/13 23:42:58	0.875	51.0	8.7
262	2010/09/13 23:43:00	0.875	50.0	7.9

Al fine di individuare la presenza di Componenti Tonalì (CT) nel rumore, si effettua un'analisi spettrale per bande normalizzate di 1/3 di ottava. Si considerano esclusivamente le CT aventi carattere stazionario nel tempo ed in frequenza.

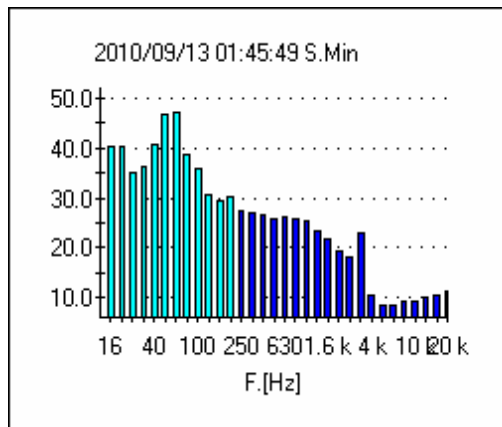
L'analisi è stata svolta nell'intervallo di frequenza compreso tra 20 Hz e 20 KHz.

Si è in presenza di una CT se il livello minimo di una banda supera i livelli minimi delle bande adiacenti per almeno 5 dB.

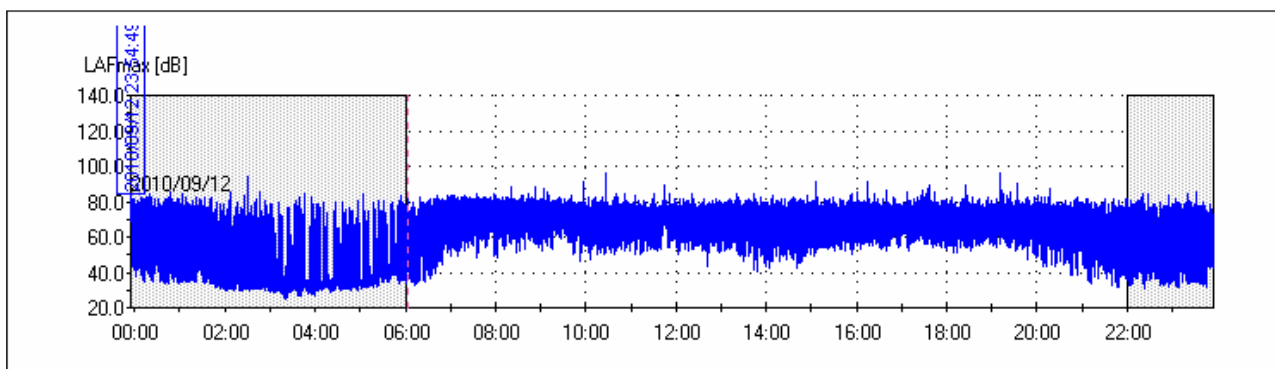


SOGLIE PENALIZZAZIONE	
Persistenza BF	5%
Persistenza AF	5%
TONALI [Hz]	PERSIST [%]
Freq: 100	0.1
Freq: 160	0.1
Freq: 200	0.1
Freq: 250	0.0
Freq: 315	0.1
Freq: 400	0.3
Freq: 500	0.1
Freq: 630	0.0
Freq: 2.5 k	0.1
Freq: 3.15 k	2.1
Freq: 5 k	0.1
PENALIZZAZIONI	
Penalizzazione BF: No	
Penalizzazione AF: No	

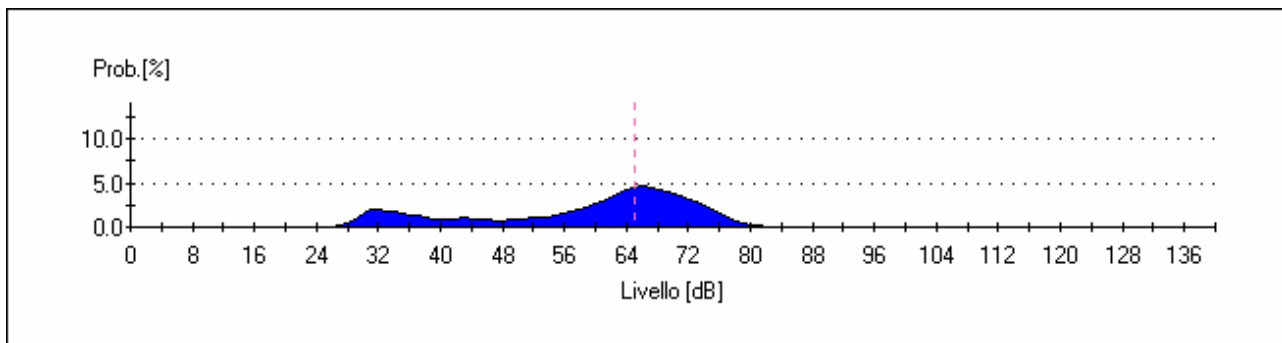
TIME ISTORY COMPONENTI TONALI



IL GRAFICO DEL CLIMA ACUSTICO GIORNALIERO



DISTRIBUTIVA



CUMULATIVA

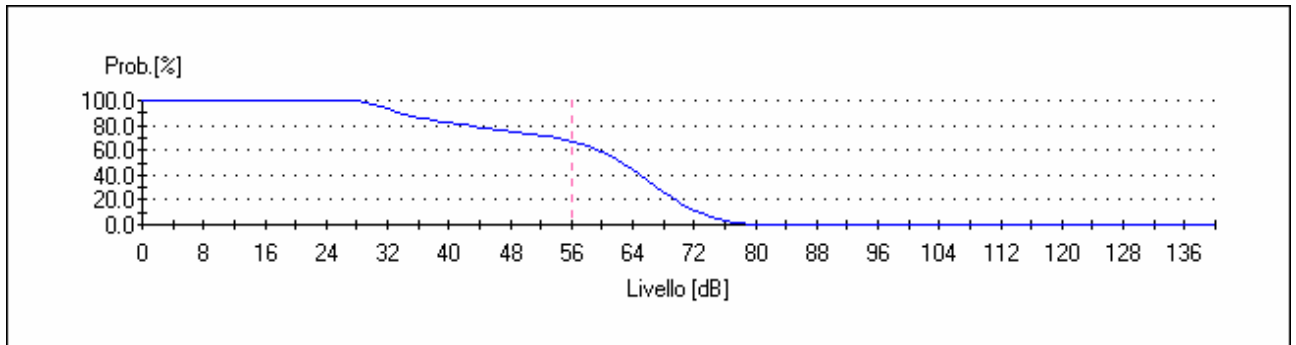
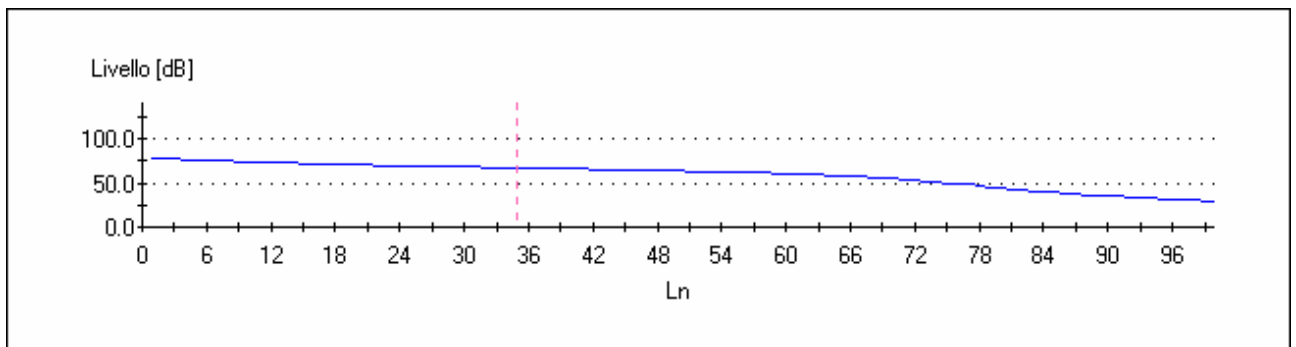


GRAFICO PERCENTILI



Livelli statistici L1, L5, L10, L50, L90, L95, L99; nelle 24 ore

Percentile	Leq.[dB]
0	78.0
1	78.0
2	77.0
3	76.5
4	76.0
5	75.5
6	75.0
7	74.5
8	74.0
9	73.7
10	73.3
11	73.0
12	72.7
13	72.3
14	72.0
15	71.8
16	71.5
17	71.3

18	71.0
19	70.7
20	70.3
21	70.0
22	69.8
23	69.5
24	69.3
25	69.0
26	68.8
27	68.6
28	68.4
29	68.2
30	68.0
31	67.8
32	67.5
33	67.3
34	67.0
35	66.8
36	66.6
37	66.4
38	66.2
39	66.0
40	65.8
41	65.5
42	65.3
43	65.0
44	64.8
45	64.5
46	64.3
47	64.0
48	63.8
49	63.5
50	63.3
51	63.0
52	62.8
53	62.5
54	62.3
55	62.0
56	61.7
57	61.3
58	61.0
59	60.5
60	60.0
61	59.5
62	59.0
63	58.5
64	58.0
65	57.5

66	57.0
67	56.5
68	56.0
69	55.0
70	54.0
71	53.0
72	52.0
73	51.0
74	50.0
75	49.0
76	48.0
77	46.0
78	45.0
79	44.0
80	43.0
81	42.0
82	41.0
83	40.0
84	39.0
85	38.0
86	37.0
87	36.0
88	35.5
89	35.0
90	34.5
91	34.0
92	33.0
93	32.5
94	32.0
95	31.5
96	31.0
97	30.5
98	30.0
99	29.0

LIVELLI PERCENTILI DIURNI

Percentile	Leq. [dB]
0	79.0
1	79.0
2	78.0
3	77.0
4	76.5
5	76.0
6	75.7
7	75.3
8	75.0

9	74.7
10	74.3
11	74.0
12	73.8
13	73.5
14	73.3
15	73.0
16	72.8
17	72.6
18	72.4
19	72.2
20	72.0
21	71.8
22	71.5
23	71.3
24	71.0
25	70.8
26	70.7
27	70.5
28	70.3
29	70.2
30	70.0
31	69.8
32	69.6
33	69.4
34	69.2
35	69.0
36	68.8
37	68.7
38	68.5
39	68.3
40	68.2
41	68.0
42	67.8
43	67.7
44	67.5
45	67.3
46	67.2
47	67.0
48	66.8
49	66.7
50	66.5
51	66.3
52	66.2
53	66.0
54	65.8
55	65.7
56	65.5

57	65.3
58	65.2
59	65.0
60	64.8
61	64.7
62	64.5
63	64.3
64	64.2
65	64.0
66	63.8
67	63.5
68	63.3
69	63.0
70	62.8
71	62.6
72	62.4
73	62.2
74	62.0
75	61.7
76	61.3
77	61.0
78	60.8
79	60.5
80	60.3
81	60.0
82	59.5
83	59.0
84	58.5
85	58.0
86	57.5
87	57.0
88	56.5
89	56.0
90	55.0
91	54.5
92	54.0
93	53.0
94	51.0
95	50.0
96	48.0
97	45.0
98	42.0
99	38.0

LIVELLI PERCENTILI NOTTURNI

Percentile	Leq.[dB]
0	76.0
1	76.0
2	74.0
3	72.0
4	71.0
5	70.0
6	69.0
7	68.0
8	67.5
9	67.0
10	66.0
11	65.5
12	65.0
13	64.0
14	63.5
15	63.0
16	62.0
17	61.5
18	61.0
19	60.5
20	60.0
21	59.0
22	58.0
23	57.5
24	57.0
25	56.0
26	55.0
27	54.5
28	54.0
29	53.0
30	52.0
31	51.5
32	51.0
33	50.0
34	49.0
35	48.5
36	48.0
37	47.0
38	46.5
39	46.0
40	45.5
41	45.0
42	44.5
43	44.0
44	43.7
45	43.3
46	43.0

47	42.5
48	42.0
49	41.5
50	41.0
51	40.5
52	40.0
53	39.5
54	39.0
55	38.7
56	38.3
57	38.0
58	37.7
59	37.3
60	37.0
61	36.8
62	36.5
63	36.3
64	36.0
65	35.8
66	35.5
67	35.3
68	35.0
69	34.8
70	34.6
71	34.4
72	34.2
73	34.0
74	33.8
75	33.6
76	33.4
77	33.2
78	33.0
79	32.8
80	32.7
81	32.5
82	32.3
83	32.2
84	32.0
85	31.8
86	31.7
87	31.5
88	31.3
89	31.2
90	31.0
91	30.8
92	30.6
93	30.4
94	30.2

95	30.0
96	29.5
97	29.0
98	28.5
99	28.0

**LIVELLI DI IMPULS- FAST E SLOW
MAX NELLE 24 ORE**

LAIp [dB]

LASp [dB]

LAFp [dB]

95.3	91	94.2
85	82.4	84.4
96.9	93.7	96.5
94.7	84.6	91.1
98.1	89.1	95.8
85.9	82.1	85.4
98.1	93.7	96.5

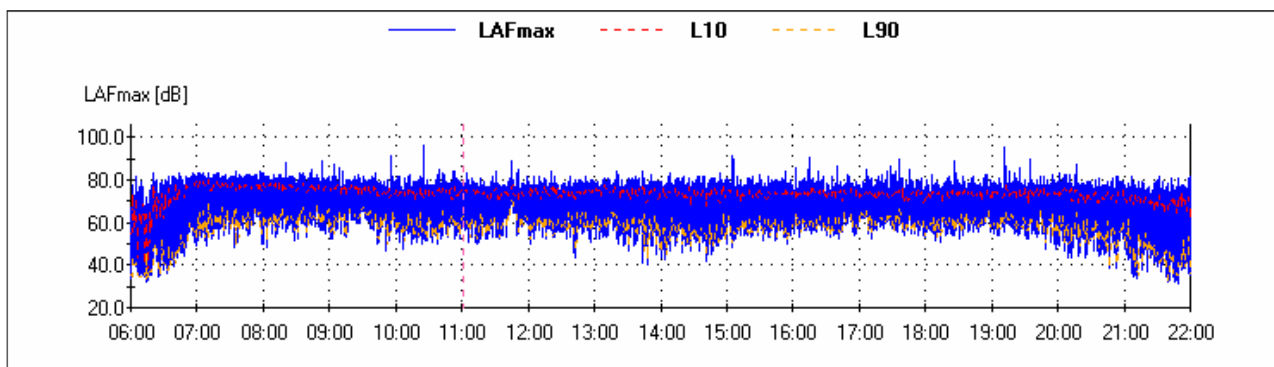
LIVELLI di Impuls – fast – slow massimi nelle 16 ore diurne

LIVELLI DI IMPULS- FAST E SLOW MAX DIURNI		
LAlp [dB]	LASp [dB]	LAFp [dB]
84.7	82.4	84.2
96.9	93.7	96.5
94.7	84.6	91.1
98.1	89.1	95.8
83.4	79.3	82
98.1	93.7	96.5

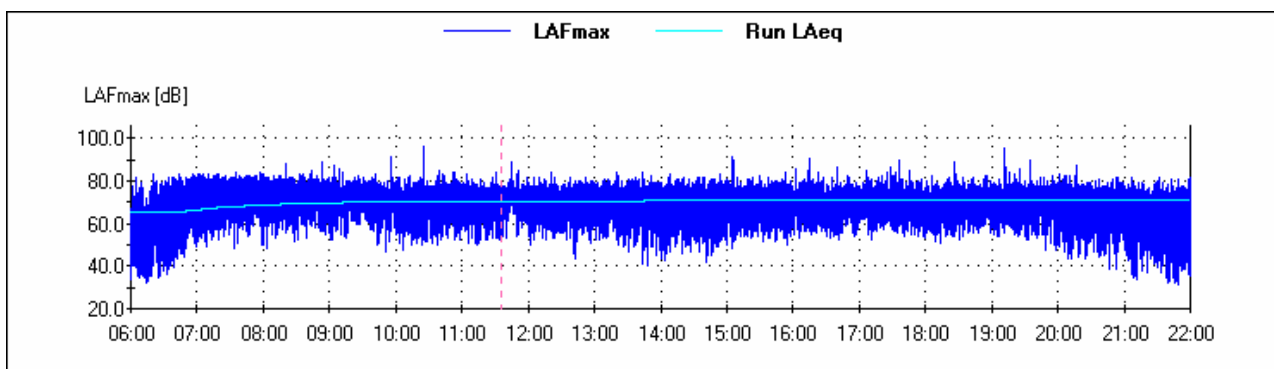
LIVELLI di Impuls – fast – slow massimi nelle 8 ore notturni

LIVELLI DI IMPULS- FAST E SLOW MAX NOTTURNI		
LAlp [dB]	LASp [dB]	LAFp [dB]
95.3	91	94.2
85	81.6	84.4
85.9	82.1	85.4
95.3	91	94.2

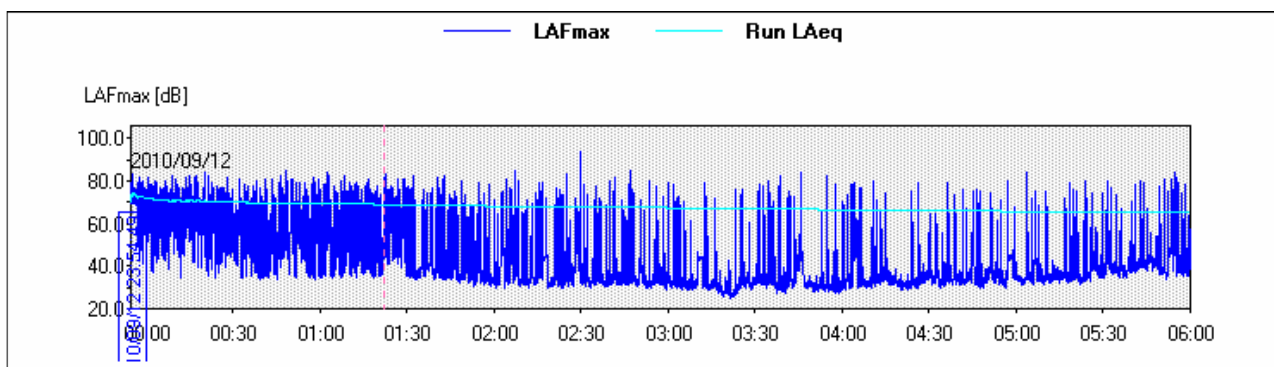
TIME HISTORY L10 – L90



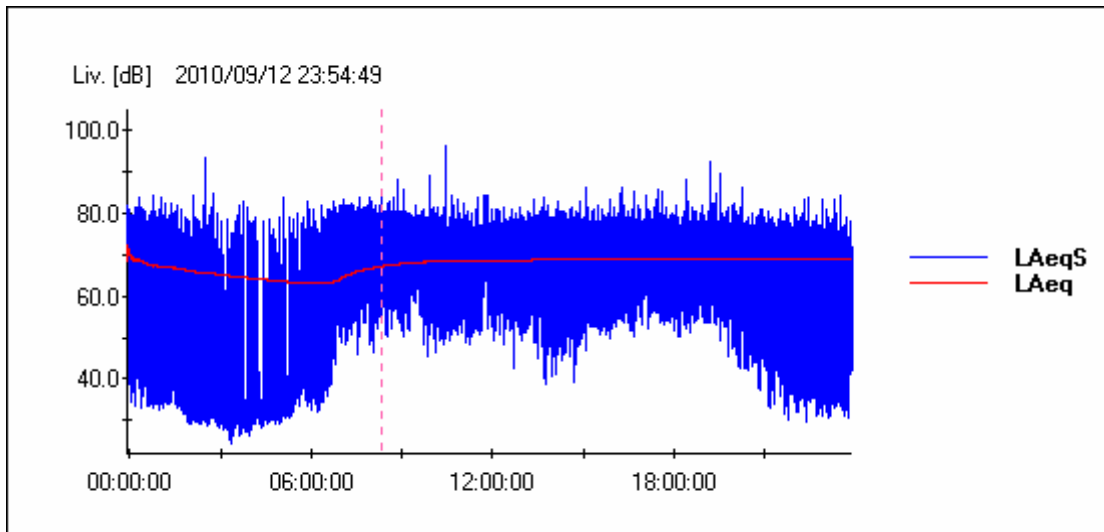
RUNNING Leq DIURNO



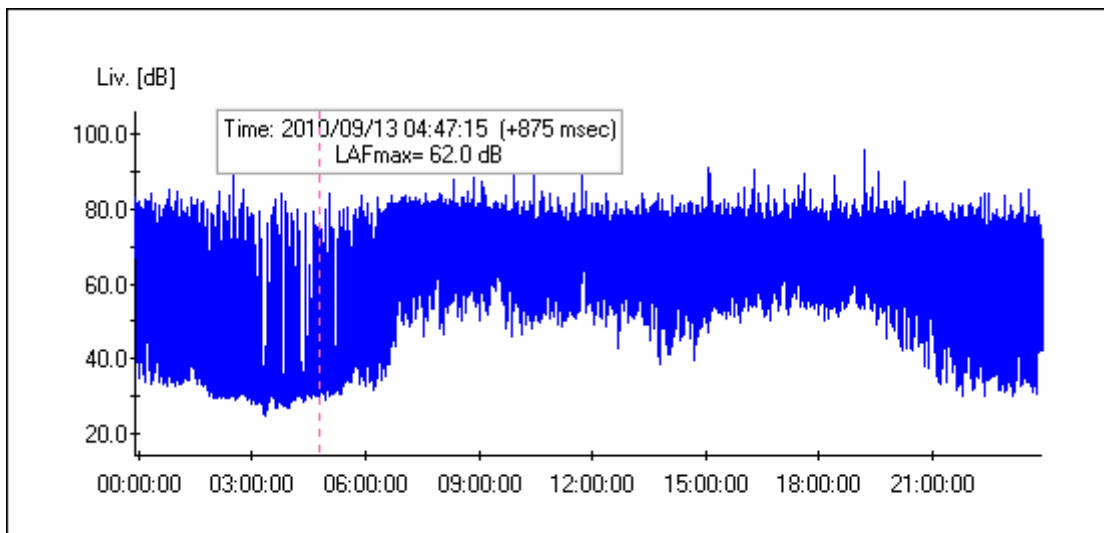
RUNNING Leq NOTTURNO



LA TIME HISTORY LIVELLO EQUIVALENTE PONDERATO "A"



LA TIME HISTORY LIVELLO PRESSIONE SONORA PONDERATA "A"



R2 - MISURE DI 24 ORE CON POSTAZIONE SEMI-FISSE

Punto	Ricettore	Indirizzo
-------	-----------	-----------

	R_S_PAN 3-1	PANOR. DELLO STRETTO
Descrizione del punto di misura/ricettore		
<p><i>L'asta estensibile con il microfono posto all'altezza di mt. 4,00 dal piano di campagna è stata collocata nella piazzola adiacente la carreggiata stradale</i></p>		

Caratterizzazione del punto di misura/ricettore		
Zonizzazione acustica e limiti diurni/notturni		
<input type="checkbox"/>	Classe I	50 / 40 dB(a)
<input type="checkbox"/>	Classe II	55 / 45 dB(a)
<input checked="" type="checkbox"/>	Classe III	60 / 50 dB(a)
<input type="checkbox"/>	Classe IV	65 / 55 dB(a)
<input type="checkbox"/>	Classe V	70 / 60 dB(a)
<input type="checkbox"/>	Classe VI	70 / 70 dB(a)
Caratterizzazione delle sorgenti di rumore		
Tipologia	<input checked="" type="checkbox"/>	Traffico stradale
	<input type="checkbox"/>	Traffico ferroviario
	<input type="checkbox"/>	Cantiere
	<input type="checkbox"/>	Altro
Descrizione		
Strumentazione adottata		
Fonometro modello HD 2110 Classe 1, numero di serie 10060132243, - preamplificatore HD 2110 P, - microfono MK 221, numero di serie 34208 - Calibratore HD 2020 Classe 1 090 29825		
Punto	Ricettore	Indirizzo
	R_S_PAN 3-1	PANOR. DELLO STRETTO

Sintesi misure (ante e post mascheramenti eventi anomali o sorgenti regolamentate da DPR)

Periodo	TR	Data	L _{AeqTR} [dBA]	K _I [dBA]	K _T [dBA]	K _B [dBA]	L _{AeqTRC} [dBA]	L _{lim} [dBA]
Giorno	6-22h	18/09/10	71.4	0	0		71.4	60
Notte	22-6h	18/09/10	67.4	0	0	0	67.4	50

RISULTATI MISURE

Codice misura	R_S_PAN 3-1
Data inizio	18/09/2010
Ora inizio	23.55.34
Note	

Parametri		24 ore	Giorno (T _R = 6/22)	Notte (T _R = 22/6)
L _{AeqTR}	[dBA]	70.4	71.4	67.4
L1	[dBA]	79.0	80.0	76.0
L5	[dBA]	76.0	76.7	73.5
L10	[dBA]	74.3	75.0	71.3
L50	[dBA]	65.4	67.0	62.5
L90	[dBA]	58.5	59.8	57.2
L95	[dBA]	57.0	58.0	56.0
L99	[dBA]	55.0	56.0	53.0
L _I max	[dBA]	111.5	111.5	97.4
L _F max	[dBA]	106.8	106.8	93.7
L _S max	[dBA]	97.8	97.8	86.7
K _I	[dBA]	0	0	0
K _T	[dBA]	0	0	0
K _B	[dBA]	0	0	0
L _{AeqTRC}		70.4	71.4	67.4

Note:

Punto	Ricettore	Indirizzo
	R_S_PAN 3-1	PANOR. DELLO STRETTO

Sorgente stradale: _____

	6/9h	9/14h	14/19h	19/22h	Media	22/2h	2/6 h	Media
Veic. Leggeri / 10'	30	116	73	110	82.25	52	20	36
Veic. Pesanti / 10'	4	9	7	11	7.75	5	2	3.5
Motocicli / 10'	4	18	11	10	10.75	6	1	3.5

	6/9h	9/14h	14/19h	19/22h	Media	22/2h	2/6 h	Media
Condizioni cielo	SERENO	SERENO	SERENO	SERENO		SERENO	SERENO	
Temperatura	23	26.4	27.9	25.4	25.68	23.3	19.4	21.35
Umidità relativa	77	80	79	65	75.25	55	58	56.5
Velocità vento	0.8	1.1	1.5	1.8	1.3	0.6	2.3	1.45
Direzione vento	E	NE	NE	N		ENE	ENE	

Fotografia del punto di misura



Punto

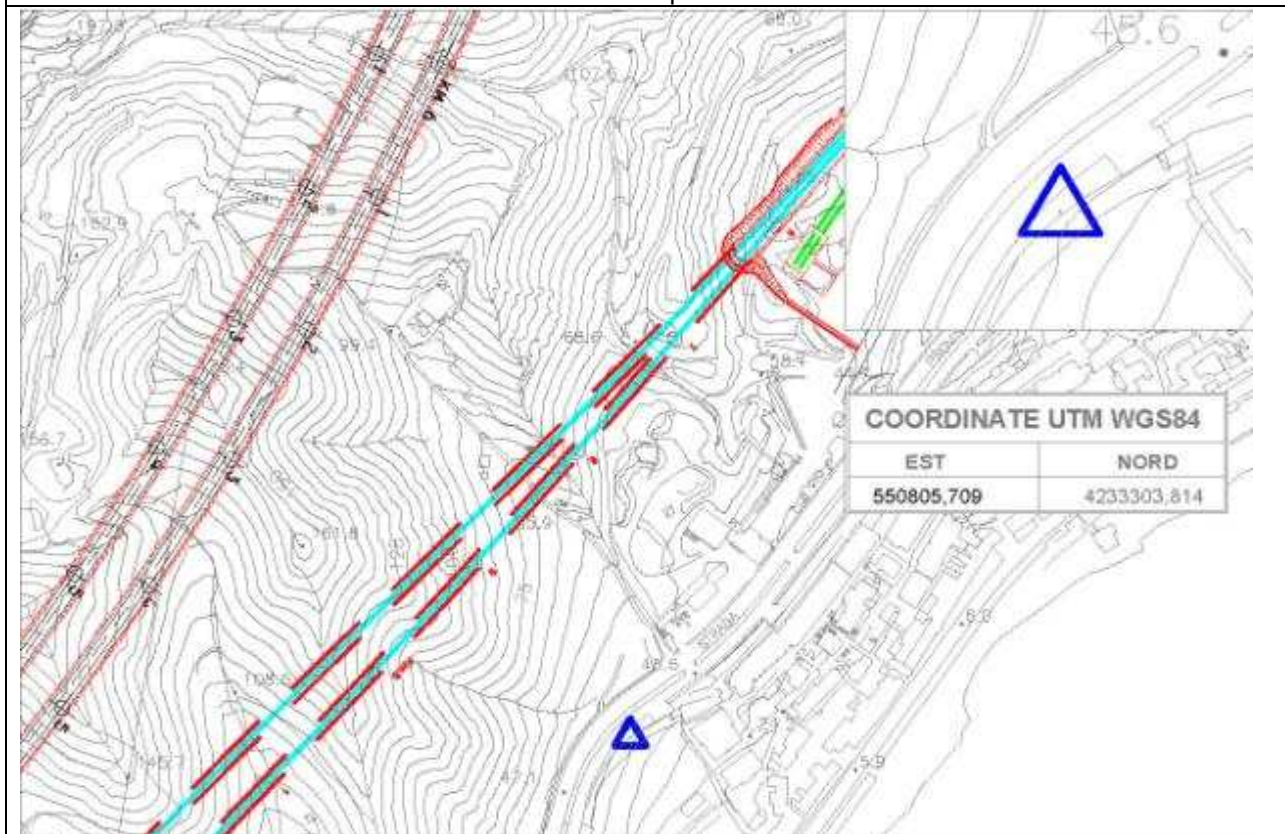
Ricettore

R_S_PAN 3-1

Indirizzo

PANOR. DELLO STRETTO

Localizzazione planimetrica



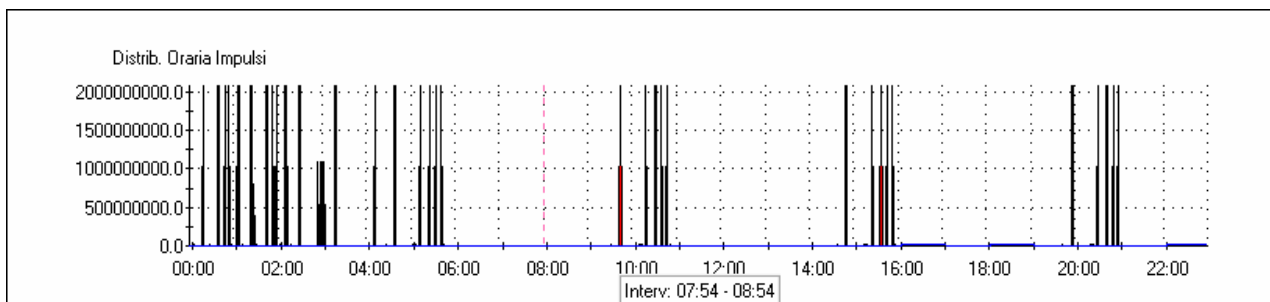
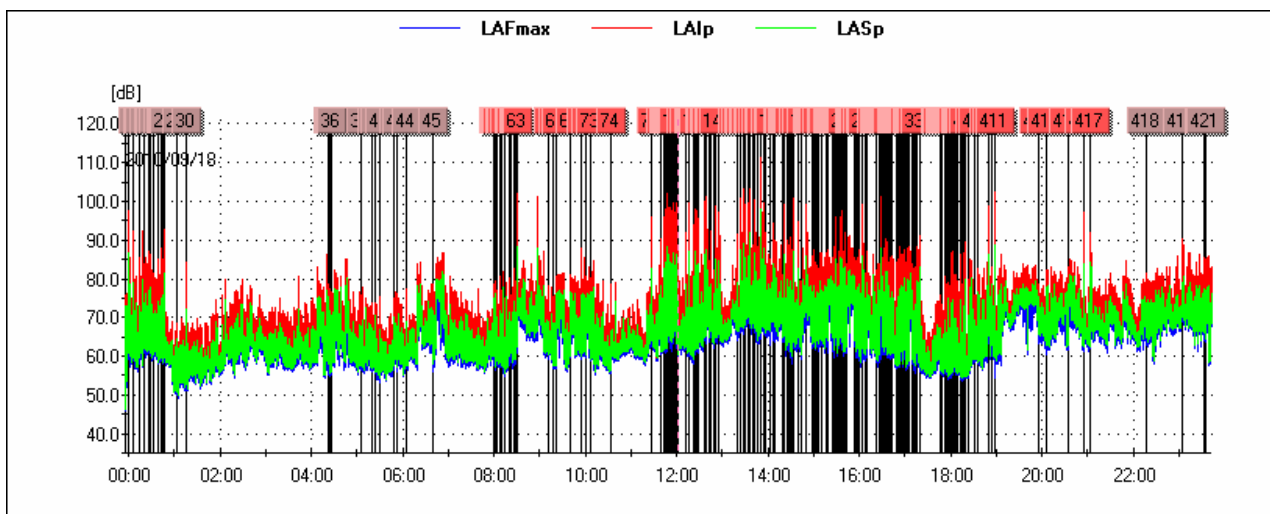
DATA	Tecnico competente: Studio tecnico ing. Giovanni Chiovetta	
	geom. Antonino Campione	Ing. Giovanni Chiovetta

RICONOSCIMENTO COMPONENTI IMPULSIVE

Il rumore presenta Componenti Impulsive (CI) quando sono verificate le condizioni seguenti:

- ripetitività di n° eventi impulsivi (n°10/ora di giorno e n°2/ora di notte);
- differenza tra LAImax e LASmax superiore a 6 dB;
- durata dell'evento a -10 dB dal valore LAFmax inferiore a 1 s.

La ripetitività viene dimostrata mediante registrazione grafica del livello di pressione sonora ponderato A fast effettuata durante il tempo di misura TM.



Lista degli impulsi nelle 24 ore

Ev	Inizio	Durata LAFmax-10dB[s]	LAFmax[dB]	LAImax - LASmax [dB]
1	2010/09/18 23:59:24	0.500	79.5	13.1
2	2010/09/18 23:59:25	0.625	84.6	12.9
3	2010/09/18 23:59:45	0.500	82.5	10.6
4	2010/09/18 23:59:50	0.750	75.1	10.5
5	2010/09/19 00:00:02	0.750	91.3	11.8
6	2010/09/19 00:00:18	0.625	81.9	12.7
7	2010/09/19 00:05:53	0.500	87.7	13.3
8	2010/09/19 00:06:42	0.625	79.8	10.1
9	2010/09/19 00:13:32	0.625	81.0	12.5
10	2010/09/19 00:13:36	1.000	76.4	9.8
11	2010/09/19 00:13:40	1.000	75.9	11.3

12	2010/09/19 00:13:50	0.750	74.8	11.6
13	2010/09/19 00:19:44	0.750	80.1	10.0
14	2010/09/19 00:20:42	1.000	78.0	8.8
15	2010/09/19 00:20:58	0.625	79.4	10.2
16	2010/09/19 00:27:08	0.625	81.4	11.6
17	2010/09/19 00:27:09	0.750	83.4	9.8
18	2010/09/19 00:27:21	1.000	79.3	9.4
19	2010/09/19 00:27:48	0.625	78.8	12.0
20	2010/09/19 00:27:49	0.750	80.3	11.3
21	2010/09/19 00:32:16	0.875	76.2	9.8
22	2010/09/19 00:37:49	0.875	80.2	11.7
23	2010/09/19 00:41:49	0.625	79.8	11.4
24	2010/09/19 00:41:52	0.625	83.0	13.1
25	2010/09/19 00:42:55	0.750	79.6	12.8
26	2010/09/19 00:45:26	0.750	81.9	9.2
27	2010/09/19 00:46:10	0.500	88.1	13.0
28	2010/09/19 00:46:11	0.500	88.6	11.6
29	2010/09/19 01:04:16	0.875	62.0	10.3
30	2010/09/19 01:15:37	0.625	80.5	11.9
31	2010/09/19 04:21:24	1.000	71.4	10.3
32	2010/09/19 04:21:38	1.000	70.7	7.0
33	2010/09/19 04:24:51	1.000	74.0	6.8
34	2010/09/19 04:25:37	0.750	67.3	8.3
35	2010/09/19 04:25:41	0.750	69.3	7.3
36	2010/09/19 04:25:59	0.875	68.5	6.3
37	2010/09/19 05:04:24	1.000	70.2	8.2
38	2010/09/19 05:05:10	1.000	68.3	9.8
39	2010/09/19 05:19:52	0.875	68.8	9.3
40	2010/09/19 05:24:46	0.875	68.1	9.8
41	2010/09/19 05:29:37	1.000	67.6	9.1
42	2010/09/19 05:48:41	1.000	71.6	7.8
43	2010/09/19 05:51:45	0.875	73.5	8.4
44	2010/09/19 06:04:29	1.000	74.2	7.6
45	2010/09/19 06:39:49	1.000	69.5	7.8
46	2010/09/19 08:00:42	0.750	72.0	8.5
47	2010/09/19 08:02:25	1.000	74.5	7.3
48	2010/09/19 08:03:40	0.750	72.7	8.1
49	2010/09/19 08:07:58	0.875	76.8	11.1
50	2010/09/19 08:08:16	0.875	73.7	8.1
51	2010/09/19 08:09:33	0.875	72.4	11.1
52	2010/09/19 08:10:04	0.875	72.1	11.0
53	2010/09/19 08:10:06	0.875	73.1	9.4
54	2010/09/19 08:13:27	0.875	68.8	10.8
55	2010/09/19 08:13:50	0.750	70.9	8.2
56	2010/09/19 08:13:54	0.625	70.4	12.0
57	2010/09/19 08:20:24	0.625	73.6	9.9
58	2010/09/19 08:20:38	0.875	70.8	8.2
59	2010/09/19 08:22:58	1.000	73.8	7.6

60	2010/09/19 08:26:23	0.750	79.9	8.9
61	2010/09/19 08:28:26	0.750	72.9	8.2
62	2010/09/19 08:28:27	0.750	76.1	8.2
63	2010/09/19 08:29:53	0.625	96.8	13.8
64	2010/09/19 09:11:58	0.875	74.5	9.2
65	2010/09/19 09:17:56	0.875	71.3	10.8
66	2010/09/19 09:21:05	1.000	71.4	10.3
67	2010/09/19 09:21:08	0.875	78.6	6.2
68	2010/09/19 09:40:36	1.000	79.4	7.3
69	2010/09/19 09:54:11	0.875	72.4	8.8
70	2010/09/19 10:00:04	1.000	74.7	7.4
71	2010/09/19 10:06:55	0.875	73.6	10.0
72	2010/09/19 10:07:24	0.875	73.5	10.3
73	2010/09/19 10:07:32	0.875	73.2	9.0
74	2010/09/19 10:34:07	0.625	74.4	12.4
75	2010/09/19 11:26:31	0.500	91.2	13.4
76	2010/09/19 11:38:35	0.625	85.8	12.1
77	2010/09/19 11:43:40	0.625	91.3	13.3
78	2010/09/19 11:45:06	0.625	93.0	13.8
79	2010/09/19 11:46:29	1.000	77.6	6.4
80	2010/09/19 11:47:35	0.625	96.9	13.8
81	2010/09/19 11:47:43	0.500	93.1	13.1
82	2010/09/19 11:48:54	0.625	93.1	13.0
83	2010/09/19 11:48:55	0.625	93.4	12.2
84	2010/09/19 11:49:44	0.625	87.8	12.6
85	2010/09/19 11:50:19	0.750	90.8	11.4
86	2010/09/19 11:51:31	0.500	93.6	14.0
87	2010/09/19 11:52:59	0.625	92.2	13.4
88	2010/09/19 11:54:23	0.625	90.6	13.2
89	2010/09/19 11:54:44	0.625	91.2	12.9
90	2010/09/19 11:54:49	0.750	77.1	11.9
91	2010/09/19 11:54:49	0.625	91.1	13.3
92	2010/09/19 11:54:53	0.625	93.8	13.9
93	2010/09/19 11:55:04	0.625	88.8	12.8
94	2010/09/19 11:55:47	1.000	82.8	11.2
95	2010/09/19 11:56:05	0.625	90.8	10.9
96	2010/09/19 11:56:09	0.500	92.8	13.5
97	2010/09/19 11:56:11	0.875	92.3	9.4
98	2010/09/19 11:56:14	0.500	94.7	13.0
99	2010/09/19 11:56:15	0.500	92.5	11.3
100	2010/09/19 11:56:16	0.625	84.6	12.0
101	2010/09/19 11:56:38	0.500	90.7	13.4
102	2010/09/19 11:56:40	0.750	88.2	11.3
103	2010/09/19 11:56:42	0.500	91.6	12.9
104	2010/09/19 11:58:01	0.500	92.4	13.6
105	2010/09/19 11:58:05	0.750	82.4	11.5
106	2010/09/19 11:59:05	0.625	93.0	13.9
107	2010/09/19 11:59:51	0.625	79.9	12.3

108	2010/09/19 12:00:27	0.625	84.1	11.1
109	2010/09/19 12:02:48	0.625	83.9	12.7
110	2010/09/19 12:11:05	0.625	82.0	12.8
111	2010/09/19 12:12:49	0.500	87.2	13.5
112	2010/09/19 12:12:53	1.000	81.2	9.2
113	2010/09/19 12:15:22	0.625	85.7	13.3
114	2010/09/19 12:16:12	0.500	85.0	13.4
115	2010/09/19 12:16:47	0.625	87.4	13.2
116	2010/09/19 12:16:49	0.500	92.6	13.2
117	2010/09/19 12:16:51	0.625	94.5	12.5
118	2010/09/19 12:21:42	0.500	89.5	13.2
119	2010/09/19 12:22:10	0.625	82.9	11.6
120	2010/09/19 12:22:11	0.750	80.6	9.7
121	2010/09/19 12:23:26	0.875	94.4	12.6
122	2010/09/19 12:23:37	0.500	92.4	13.3
123	2010/09/19 12:26:20	0.750	89.7	13.4
124	2010/09/19 12:26:52	0.750	91.6	13.7
125	2010/09/19 12:28:03	0.750	80.4	13.0
126	2010/09/19 12:28:43	0.625	90.4	13.6
127	2010/09/19 12:28:44	0.500	91.3	11.8
128	2010/09/19 12:37:13	0.625	95.2	13.8
129	2010/09/19 12:37:14	1.000	86.7	11.7
130	2010/09/19 12:38:29	0.750	83.3	11.2
131	2010/09/19 12:38:57	0.875	85.5	10.8
132	2010/09/19 12:39:44	0.625	96.2	13.7
133	2010/09/19 12:43:07	1.000	80.0	10.3
134	2010/09/19 12:45:05	0.500	87.5	13.5
135	2010/09/19 12:48:45	1.000	77.8	10.7
136	2010/09/19 12:50:09	1.000	82.8	10.5
137	2010/09/19 12:50:22	0.625	80.5	11.5
138	2010/09/19 12:50:42	0.625	89.4	13.2
139	2010/09/19 12:51:38	0.500	90.3	13.9
140	2010/09/19 12:51:49	0.625	93.8	13.7
141	2010/09/19 12:56:02	0.500	92.4	13.7
142	2010/09/19 12:56:03	0.500	92.0	11.7
143	2010/09/19 13:20:29	0.625	87.3	12.7
144	2010/09/19 13:24:11	0.500	96.1	13.5
145	2010/09/19 13:24:46	0.625	88.8	12.8
146	2010/09/19 13:27:17	0.625	98.2	14.0
147	2010/09/19 13:29:39	0.500	94.5	13.7
148	2010/09/19 13:29:48	0.625	92.7	12.2
149	2010/09/19 13:30:12	0.625	93.4	13.1
150	2010/09/19 13:30:13	0.750	92.8	12.1
151	2010/09/19 13:33:23	0.750	87.6	12.1
152	2010/09/19 13:35:54	0.625	99.0	11.1
153	2010/09/19 13:35:58	0.625	87.4	11.9
154	2010/09/19 13:40:33	0.875	84.0	11.1
155	2010/09/19 13:42:01	0.500	95.5	13.8

156	2010/09/19 13:42:39	0.875	89.7	10.8
157	2010/09/19 13:45:27	1.000	79.4	6.6
158	2010/09/19 13:46:56	1.000	83.0	9.5
159	2010/09/19 13:50:15	0.500	106.8	13.7
160	2010/09/19 13:51:34	0.500	93.6	12.1
161	2010/09/19 13:53:46	0.500	93.5	13.6
162	2010/09/19 13:54:32	0.625	96.2	12.0
163	2010/09/19 13:54:48	0.625	87.1	10.0
164	2010/09/19 13:56:11	1.000	80.4	8.8
165	2010/09/19 14:02:02	0.625	78.6	11.1
166	2010/09/19 14:07:37	0.875	77.3	7.2
167	2010/09/19 14:07:39	1.000	77.5	7.3
168	2010/09/19 14:08:08	1.000	83.9	7.3
169	2010/09/19 14:08:33	1.000	81.5	8.7
170	2010/09/19 14:08:52	0.625	80.5	9.0
171	2010/09/19 14:09:55	0.750	82.3	10.4
172	2010/09/19 14:20:14	0.875	75.2	8.7
173	2010/09/19 14:22:16	0.625	94.3	13.1
174	2010/09/19 14:24:32	0.875	79.2	7.4
175	2010/09/19 14:25:19	0.750	80.9	10.8
176	2010/09/19 14:25:20	0.500	81.6	10.3
177	2010/09/19 14:25:21	0.875	83.2	9.7
178	2010/09/19 14:25:35	0.875	85.0	10.2
179	2010/09/19 14:25:44	0.625	85.4	11.3
180	2010/09/19 14:26:47	1.000	82.5	9.2
181	2010/09/19 14:30:18	0.750	81.9	13.1
182	2010/09/19 14:31:23	0.750	81.4	11.2
183	2010/09/19 14:31:29	0.875	77.4	8.9
184	2010/09/19 14:31:41	1.000	83.2	9.8
185	2010/09/19 14:34:18	0.500	96.4	13.9
186	2010/09/19 14:39:18	0.750	86.9	12.7
187	2010/09/19 14:39:19	0.625	90.5	12.2
188	2010/09/19 14:43:58	0.875	72.7	9.4
189	2010/09/19 14:49:24	0.625	94.3	13.0
190	2010/09/19 14:57:57	0.875	75.8	8.5
191	2010/09/19 14:58:39	0.875	78.1	9.4
192	2010/09/19 14:59:10	0.750	80.6	9.0
193	2010/09/19 14:59:12	0.875	81.1	10.6
194	2010/09/19 15:00:37	1.000	75.7	7.9
195	2010/09/19 15:00:38	1.000	79.6	6.1
196	2010/09/19 15:00:58	0.625	76.1	10.0
197	2010/09/19 15:01:08	0.750	84.5	9.0
198	2010/09/19 15:01:29	0.875	77.5	9.0
199	2010/09/19 15:02:38	1.000	79.4	8.4
200	2010/09/19 15:05:02	1.000	76.1	8.0
201	2010/09/19 15:05:24	1.000	79.0	7.0
202	2010/09/19 15:05:52	0.875	78.6	9.5
203	2010/09/19 15:07:22	1.000	76.1	9.1

204	2010/09/19 15:09:47	0.875	82.1	8.0
205	2010/09/19 15:17:35	0.625	82.6	11.3
206	2010/09/19 15:17:48	0.875	79.5	10.2
207	2010/09/19 15:18:00	1.000	76.4	6.8
208	2010/09/19 15:18:06	0.875	76.0	8.2
209	2010/09/19 15:18:07	0.875	75.9	6.8
210	2010/09/19 15:18:14	0.750	75.7	10.0
211	2010/09/19 15:24:55	1.000	81.7	9.9
212	2010/09/19 15:27:02	0.750	75.9	6.2
213	2010/09/19 15:27:31	0.625	83.9	10.1
214	2010/09/19 15:27:49	0.750	82.1	12.2
215	2010/09/19 15:28:06	0.875	92.3	10.8
216	2010/09/19 15:28:42	0.875	82.9	8.5
217	2010/09/19 15:30:02	0.750	78.9	9.4
218	2010/09/19 15:30:59	0.875	75.5	6.7
219	2010/09/19 15:32:20	0.875	76.7	7.6
220	2010/09/19 15:32:23	1.000	82.5	10.1
221	2010/09/19 15:33:11	1.000	76.9	8.2
222	2010/09/19 15:35:38	0.875	84.8	8.9
223	2010/09/19 15:35:40	0.750	92.5	10.4
224	2010/09/19 15:35:47	0.750	87.7	12.2
225	2010/09/19 15:36:06	0.750	85.2	10.8
226	2010/09/19 15:36:13	0.625	93.2	12.4
227	2010/09/19 15:36:29	0.750	81.9	8.2
228	2010/09/19 15:37:36	0.750	82.2	9.9
229	2010/09/19 15:37:39	0.625	83.7	7.8
230	2010/09/19 15:37:48	0.875	80.2	9.6
231	2010/09/19 15:37:50	0.500	84.7	12.5
232	2010/09/19 15:37:57	1.000	78.1	8.1
233	2010/09/19 15:38:49	0.625	80.6	8.3
234	2010/09/19 15:39:58	1.000	74.2	9.9
235	2010/09/19 15:40:29	0.750	73.8	9.3
236	2010/09/19 15:41:04	1.000	81.0	12.6
237	2010/09/19 15:41:26	0.625	79.2	9.9
238	2010/09/19 15:41:44	0.875	81.5	7.8
239	2010/09/19 15:42:22	0.875	77.3	7.8
240	2010/09/19 15:53:46	0.875	83.7	8.3
241	2010/09/19 15:54:32	0.875	78.2	8.2
242	2010/09/19 15:55:39	0.750	72.8	10.1
243	2010/09/19 15:56:50	0.750	81.7	7.7
244	2010/09/19 16:00:19	1.000	73.1	10.6
245	2010/09/19 16:03:32	0.625	90.3	13.1
246	2010/09/19 16:04:12	0.625	94.5	13.4
247	2010/09/19 16:07:10	0.625	75.5	8.3
248	2010/09/19 16:07:21	0.750	76.2	8.5
249	2010/09/19 16:09:14	1.000	83.5	10.7
250	2010/09/19 16:09:31	1.000	77.4	6.9
251	2010/09/19 16:22:17	0.875	77.1	7.7

252	2010/09/19 16:22:29	0.750	78.9	8.8
253	2010/09/19 16:25:38	1.000	75.3	7.6
254	2010/09/19 16:25:41	1.000	70.4	9.4
255	2010/09/19 16:26:32	1.000	73.7	7.3
256	2010/09/19 16:26:53	0.750	74.4	8.8
257	2010/09/19 16:27:31	0.750	96.7	13.1
258	2010/09/19 16:30:42	0.875	80.5	12.0
259	2010/09/19 16:31:02	0.875	76.5	8.9
260	2010/09/19 16:31:39	0.750	83.5	11.3
261	2010/09/19 16:35:33	1.000	87.4	8.8
262	2010/09/19 16:35:57	1.000	78.6	8.7
263	2010/09/19 16:37:20	0.625	79.2	9.6
264	2010/09/19 16:37:23	0.750	79.2	9.9
265	2010/09/19 16:38:02	0.875	79.9	10.2
266	2010/09/19 16:38:19	0.750	76.7	9.2
267	2010/09/19 16:39:25	0.750	77.3	11.9
268	2010/09/19 16:39:37	0.875	75.1	10.3
269	2010/09/19 16:39:59	0.625	75.4	10.9
270	2010/09/19 16:40:28	0.875	80.1	7.7
271	2010/09/19 16:40:33	0.750	81.0	10.4
272	2010/09/19 16:40:35	1.000	78.6	7.4
273	2010/09/19 16:40:37	1.000	80.5	9.8
274	2010/09/19 16:40:39	0.750	81.5	10.3
275	2010/09/19 16:41:15	0.625	79.0	10.3
276	2010/09/19 16:42:26	1.000	76.4	8.2
277	2010/09/19 16:42:36	0.750	80.7	10.0
278	2010/09/19 16:43:11	0.875	78.4	8.6
279	2010/09/19 16:43:36	0.875	78.6	8.6
280	2010/09/19 16:48:57	0.625	80.2	11.7
281	2010/09/19 16:49:01	0.625	75.3	8.6
282	2010/09/19 16:49:30	0.625	78.7	10.7
283	2010/09/19 16:50:26	1.000	78.1	7.9
284	2010/09/19 16:50:34	0.625	77.9	10.0
285	2010/09/19 16:50:52	0.750	80.7	11.8
286	2010/09/19 16:50:56	1.000	77.1	7.6
287	2010/09/19 16:51:23	0.875	74.4	10.1
288	2010/09/19 16:52:25	1.000	82.1	11.1
289	2010/09/19 16:52:29	0.750	80.9	7.8
290	2010/09/19 16:52:38	0.750	83.7	9.5
291	2010/09/19 16:52:49	0.625	74.8	11.2
292	2010/09/19 16:53:06	0.500	80.3	12.0
293	2010/09/19 16:53:09	1.000	80.9	8.6
294	2010/09/19 16:53:30	0.750	81.4	10.8
295	2010/09/19 16:53:49	0.875	84.2	11.2
296	2010/09/19 16:54:00	0.625	83.8	11.0
297	2010/09/19 16:54:54	0.875	81.3	9.3
298	2010/09/19 16:55:16	1.000	80.3	7.9
299	2010/09/19 16:55:18	0.750	77.7	7.3

300	2010/09/19 16:55:32	0.875	83.1	10.4
301	2010/09/19 16:55:48	1.000	82.4	8.5
302	2010/09/19 16:56:25	0.875	75.4	9.8
303	2010/09/19 16:57:00	0.750	78.2	8.4
304	2010/09/19 16:57:08	0.875	75.3	7.5
305	2010/09/19 16:57:17	0.750	74.6	9.4
306	2010/09/19 16:57:18	0.750	78.5	10.1
307	2010/09/19 16:57:19	0.625	78.0	8.4
308	2010/09/19 16:57:24	0.750	71.9	9.1
309	2010/09/19 16:57:33	0.750	82.1	10.7
310	2010/09/19 16:57:52	1.000	80.6	9.8
311	2010/09/19 16:58:06	1.000	82.6	10.1
312	2010/09/19 16:58:07	0.875	82.6	7.0
313	2010/09/19 16:59:37	1.000	85.2	6.3
314	2010/09/19 17:00:04	1.000	80.8	7.5
315	2010/09/19 17:01:12	0.750	77.0	8.8
316	2010/09/19 17:02:30	0.875	82.8	11.6
317	2010/09/19 17:04:07	0.875	83.5	11.6
318	2010/09/19 17:04:22	0.875	74.7	8.3
319	2010/09/19 17:04:36	0.625	79.5	11.6
320	2010/09/19 17:04:54	0.875	75.5	9.1
321	2010/09/19 17:06:02	0.875	73.2	8.5
322	2010/09/19 17:06:07	1.000	72.4	9.5
323	2010/09/19 17:09:39	0.750	77.0	8.9
324	2010/09/19 17:09:50	0.750	80.0	11.6
325	2010/09/19 17:10:38	0.875	72.9	10.2
326	2010/09/19 17:11:22	0.750	78.7	11.8
327	2010/09/19 17:11:26	0.875	77.2	8.7
328	2010/09/19 17:13:54	1.000	76.0	10.6
329	2010/09/19 17:14:02	0.875	74.1	7.8
330	2010/09/19 17:15:16	0.625	77.8	12.3
331	2010/09/19 17:15:27	0.625	74.5	9.7
332	2010/09/19 17:15:50	1.000	79.7	8.4
333	2010/09/19 17:16:03	0.875	77.0	10.6
334	2010/09/19 17:16:09	1.000	83.3	7.3
335	2010/09/19 17:19:29	0.875	76.2	8.8
336	2010/09/19 17:20:28	0.750	86.3	12.6
337	2010/09/19 17:47:29	0.875	69.4	6.6
338	2010/09/19 17:49:07	0.750	69.0	8.9
339	2010/09/19 17:52:33	0.625	75.6	12.1
340	2010/09/19 17:53:05	0.625	72.9	11.0
341	2010/09/19 17:53:14	0.625	70.2	11.1
342	2010/09/19 17:53:17	1.000	70.1	9.1
343	2010/09/19 17:53:46	0.625	72.3	12.3
344	2010/09/19 17:53:51	0.625	73.5	11.2
345	2010/09/19 17:53:57	0.625	69.9	11.7
346	2010/09/19 17:54:09	0.625	72.1	11.0
347	2010/09/19 17:54:27	0.750	71.5	11.8

348	2010/09/19 17:54:43	0.625	74.3	12.5
349	2010/09/19 17:54:58	0.500	74.3	12.1
350	2010/09/19 17:55:07	0.625	74.0	12.5
351	2010/09/19 17:55:14	0.625	68.8	11.7
352	2010/09/19 17:55:20	0.625	73.6	11.7
353	2010/09/19 17:55:34	1.000	72.5	11.1
354	2010/09/19 17:55:54	0.625	73.8	10.0
355	2010/09/19 17:56:02	0.875	70.2	11.5
356	2010/09/19 17:56:21	0.625	75.1	12.2
357	2010/09/19 17:56:58	0.625	73.5	10.9
358	2010/09/19 17:57:07	0.625	75.2	10.9
359	2010/09/19 17:57:25	0.625	74.7	11.9
360	2010/09/19 17:57:32	0.625	72.9	11.1
361	2010/09/19 17:57:41	0.625	70.6	11.5
362	2010/09/19 17:57:51	0.750	73.7	10.7
363	2010/09/19 17:58:01	0.625	72.1	11.2
364	2010/09/19 17:58:17	0.625	70.3	11.1
365	2010/09/19 17:58:23	0.625	72.7	11.6
366	2010/09/19 17:58:39	0.625	73.0	11.5
367	2010/09/19 17:58:54	0.750	73.1	10.9
368	2010/09/19 17:59:05	0.500	74.8	10.9
369	2010/09/19 17:59:20	0.500	72.0	10.7
370	2010/09/19 17:59:33	0.625	74.2	10.6
371	2010/09/19 17:59:51	0.625	76.4	11.2
372	2010/09/19 18:00:00	1.000	67.0	10.6
373	2010/09/19 18:00:14	0.625	78.6	10.9
374	2010/09/19 18:00:38	0.625	79.3	11.2
375	2010/09/19 18:00:47	0.750	69.3	9.6
376	2010/09/19 18:01:56	0.625	78.8	11.4
377	2010/09/19 18:02:39	0.625	77.2	13.3
378	2010/09/19 18:03:15	0.625	79.8	10.9
379	2010/09/19 18:03:51	0.625	73.7	11.1
380	2010/09/19 18:04:11	0.625	75.7	10.8
381	2010/09/19 18:04:44	0.625	76.3	10.3
382	2010/09/19 18:05:54	0.625	77.0	11.0
383	2010/09/19 18:07:45	0.625	77.7	11.4
384	2010/09/19 18:10:04	0.500	75.7	12.2
385	2010/09/19 18:13:30	0.625	74.4	12.6
386	2010/09/19 18:14:03	0.500	72.0	11.4
387	2010/09/19 18:14:07	0.625	83.0	11.5
388	2010/09/19 18:15:03	0.625	70.8	11.7
389	2010/09/19 18:15:17	0.625	68.4	11.8
390	2010/09/19 18:15:24	0.625	72.7	12.5
391	2010/09/19 18:15:32	0.625	67.9	11.5
392	2010/09/19 18:15:44	0.500	74.4	12.6
393	2010/09/19 18:15:55	0.500	74.3	12.0
394	2010/09/19 18:16:09	0.625	73.7	12.9
395	2010/09/19 18:16:30	0.625	70.7	11.3

396	2010/09/19 18:17:18	0.625	82.1	13.4
397	2010/09/19 18:18:55	0.625	79.2	11.1
398	2010/09/19 18:18:56	0.750	86.3	9.5
399	2010/09/19 18:23:00	1.000	75.8	8.4
400	2010/09/19 18:23:36	0.875	74.4	10.2
401	2010/09/19 18:32:06	1.000	72.5	7.5
402	2010/09/19 18:35:35	0.750	74.9	9.3
403	2010/09/19 18:49:53	0.625	93.7	13.0
404	2010/09/19 18:49:54	0.625	93.4	12.4
405	2010/09/19 18:50:03	0.750	88.4	10.5
406	2010/09/19 18:50:06	0.875	80.8	8.3
407	2010/09/19 18:53:53	0.750	75.1	8.2
408	2010/09/19 18:58:12	0.625	73.8	12.0
409	2010/09/19 18:58:22	1.000	76.2	7.6
410	2010/09/19 18:58:32	0.500	91.2	13.2
411	2010/09/19 18:58:42	0.625	97.4	13.9
412	2010/09/19 19:54:57	1.000	76.2	6.2
413	2010/09/19 20:06:35	1.000	74.1	6.3
414	2010/09/19 20:34:11	0.750	76.7	10.1
415	2010/09/19 20:55:21	0.500	92.4	13.5
416	2010/09/19 21:04:02	0.750	83.2	6.3
417	2010/09/19 21:04:18	0.750	79.6	10.9
418	2010/09/19 22:16:20	1.000	77.4	8.1
419	2010/09/19 23:04:34	0.750	85.8	11.3
420	2010/09/19 23:32:39	0.750	82.1	9.3
421	2010/09/19 23:36:08	0.750	79.6	8.8

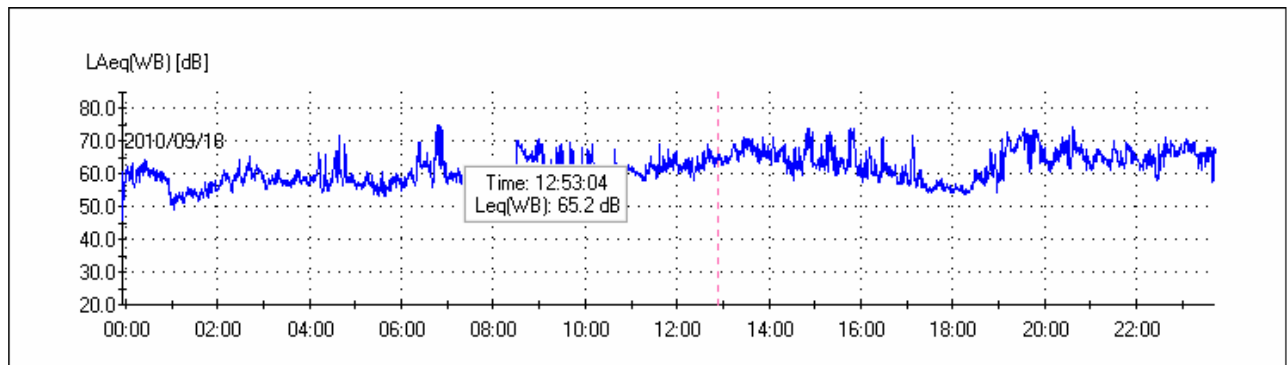
RICONOSCIMENTO COMPONENTI TONALI

Al fine di individuare la presenza di Componenti Tonalì (CT) nel rumore, si effettua un'analisi

spettrale per bande normalizzate di 1/3 di ottava. Si considerano esclusivamente le CT aventi carattere stazionario nel tempo ed in frequenza.

L'analisi è stata svolta nell'intervallo di frequenza compreso tra 20 Hz e 20 KHz.

Si è in presenza di una CT se il livello minimo di una banda supera i livelli minimi delle bande adiacenti per almeno 5 dB.



SOGLIE PENALIZZAZIONE	
Persistenza BF	5%
Persistenza AF	5%
TONALI [Hz]	PERSIST [%]
Freq: 315	0.0
PENALIZZAZIONI	
Penalizzazione BF:	No
Penalizzazione AF:	No

TIME ISTORY COMPONENTI TONALI

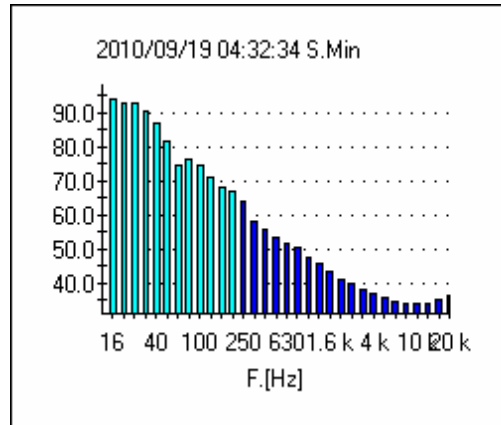
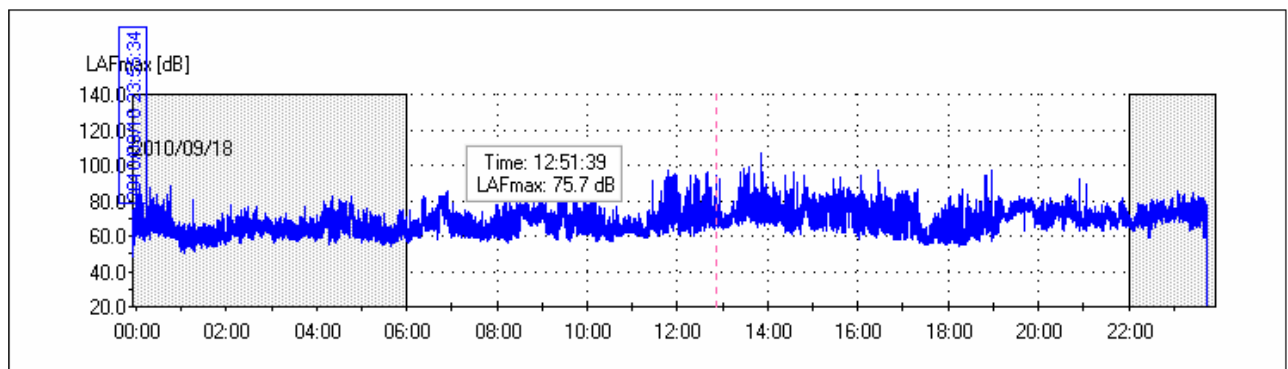
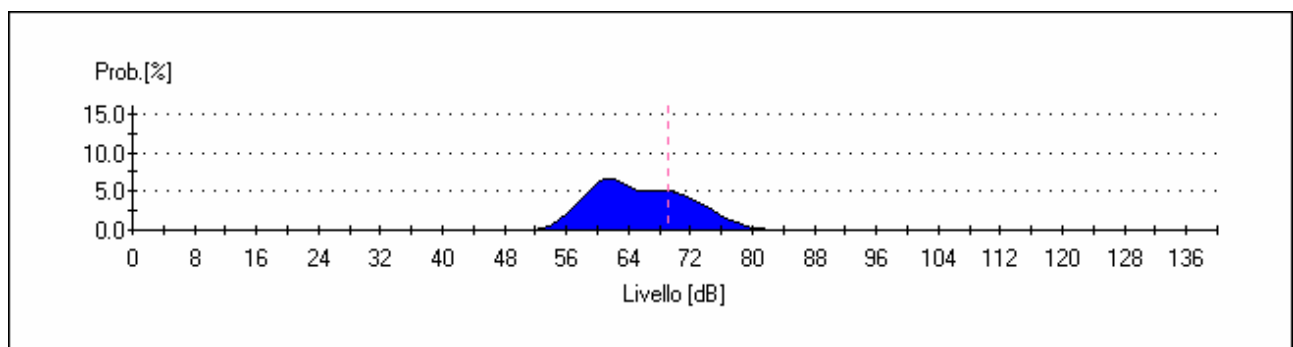


GRAFICO DEL CLIMA ACUSTICO GIORNALIERO



DISTRIBUTIVA



CUMULATIVA

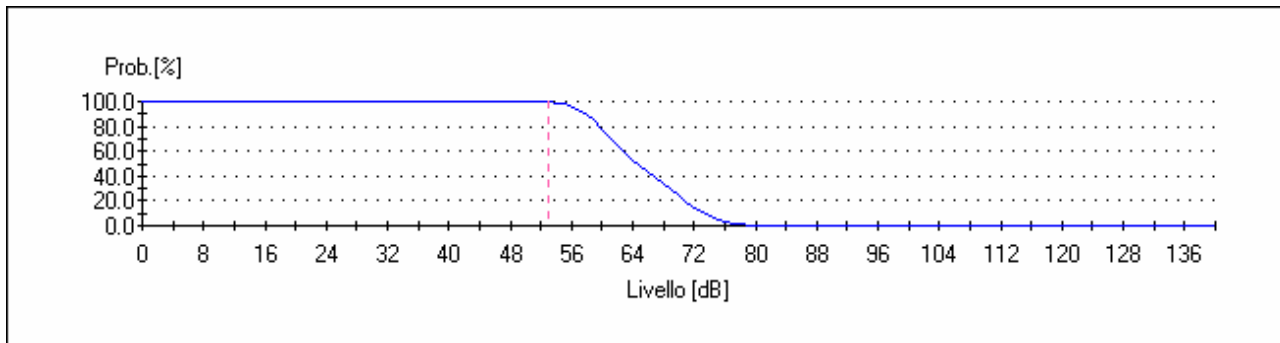
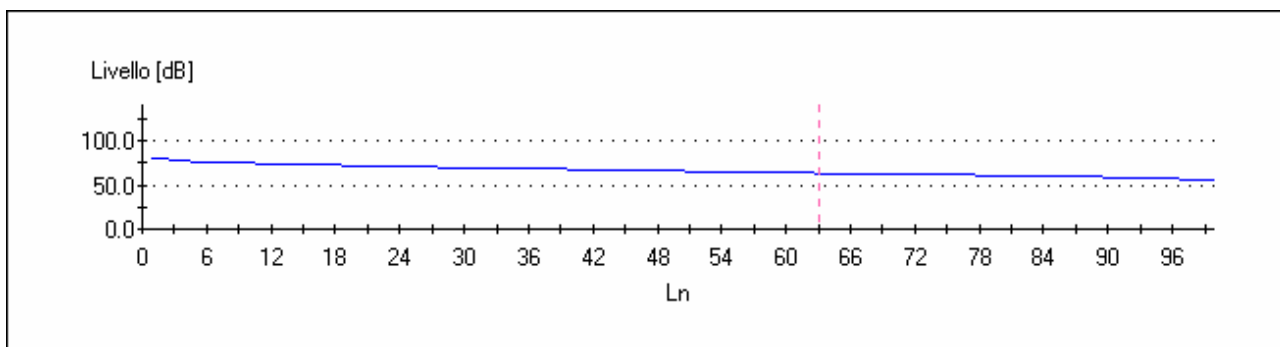


GRAFICO PERCENTILI



Livelli statistici L1, L5, L10, L50, L90, L95, L99; nelle 24 ore

Percentile	Leq.[dB]
0	79.0
1	79.0
2	78.0
3	77.0
4	76.5
5	76.0
6	75.5
7	75.0
8	74.8
9	74.5
10	74.3
11	74.0
12	73.7
13	73.3
14	73.0
15	72.8
16	72.5
17	72.3
18	72.0

19	71.8
20	71.6
21	71.4
22	71.2
23	71.0
24	70.8
25	70.5
26	70.3
27	70.0
28	69.8
29	69.6
30	69.4
31	69.2
32	69.0
33	68.8
34	68.6
35	68.4
36	68.2
37	68.0
38	67.8
39	67.6
40	67.4
41	67.2
42	67.0
43	66.8
44	66.6
45	66.4
46	66.2
47	66.0
48	65.8
49	65.6
50	65.4
51	65.2
52	65.0
53	64.8
54	64.7
55	64.5
56	64.3
57	64.2
58	64.0
59	63.8
60	63.7
61	63.5
62	63.3
63	63.2
64	63.0
65	62.9
66	62.7

67	62.6
68	62.4
69	62.3
70	62.1
71	62.0
72	61.8
73	61.7
74	61.5
75	61.3
76	61.2
77	61.0
78	60.8
79	60.7
80	60.5
81	60.3
82	60.2
83	60.0
84	59.8
85	59.6
86	59.4
87	59.2
88	59.0
89	58.8
90	58.5
91	58.3
92	58.0
93	57.7
94	57.3
95	57.0
96	56.5
97	56.0
98	55.5
99	55.0

LIVELLI PERCENTILI DIURNI

Percentile	Leq.[dB]
0	80.0
1	80.0
2	79.0
3	78.0
4	77.0
5	76.7
6	76.3
7	76.0
8	75.7
9	75.3

10	75.0
11	74.8
12	74.5
13	74.3
14	74.0
15	73.8
16	73.5
17	73.3
18	73.0
19	72.8
20	72.6
21	72.4
22	72.2
23	72.0
24	71.8
25	71.6
26	71.4
27	71.2
28	71.0
29	70.8
30	70.6
31	70.4
32	70.2
33	70.0
34	69.8
35	69.7
36	69.5
37	69.3
38	69.2
39	69.0
40	68.8
41	68.7
42	68.5
43	68.3
44	68.2
45	68.0
46	67.8
47	67.6
48	67.4
49	67.2
50	67.0
51	66.8
52	66.7
53	66.5
54	66.3
55	66.2
56	66.0
57	65.8

58	65.7
59	65.5
60	65.3
61	65.2
62	65.0
63	64.8
64	64.6
65	64.4
66	64.2
67	64.0
68	63.8
69	63.7
70	63.5
71	63.3
72	63.2
73	63.0
74	62.8
75	62.7
76	62.5
77	62.3
78	62.2
79	62.0
80	61.8
81	61.7
82	61.5
83	61.3
84	61.2
85	61.0
86	60.8
87	60.5
88	60.3
89	60.0
90	59.8
91	59.5
92	59.3
93	59.0
94	58.5
95	58.0
96	57.5
97	57.0
98	56.5
99	56.0

LIVELLI PERCENTILI NOTTURNI

Percentile	Leq.[dB]
0	76.0
1	76.0
2	75.0
3	74.5
4	74.0
5	73.5
6	73.0
7	72.5
8	72.0
9	71.7
10	71.3
11	71.0
12	70.8
13	70.5
14	70.3
15	70.0
16	69.7
17	69.3
18	69.0
19	68.8
20	68.5
21	68.3
22	68.0
23	67.8
24	67.5
25	67.3
26	67.0
27	66.8
28	66.5
29	66.3
30	66.0
31	65.8
32	65.5
33	65.3
34	65.0
35	64.8
36	64.6
37	64.4
38	64.2
39	64.0
40	63.9
41	63.7
42	63.6
43	63.4
44	63.3
45	63.1
46	63.0

47	62.9
48	62.8
49	62.6
50	62.5
51	62.4
52	62.3
53	62.1
54	62.0
55	61.9
56	61.8
57	61.6
58	61.5
59	61.4
60	61.3
61	61.1
62	61.0
63	60.9
64	60.8
65	60.7
66	60.6
67	60.4
68	60.3
69	60.2
70	60.1
71	60.0
72	59.9
73	59.8
74	59.6
75	59.5
76	59.4
77	59.3
78	59.1
79	59.0
80	58.9
81	58.7
82	58.6
83	58.4
84	58.3
85	58.1
86	58.0
87	57.8
88	57.6
89	57.4
90	57.2
91	57.0
92	56.8
93	56.5
94	56.3

95	56.0
96	55.5
97	55.0
98	54.0
99	53.0

LIVELLI DI IMPULS- FAST E SLOW

MAX NELLE 24 ORE		
LAlp [dB]	LASp [dB]	LAFp [dB]
97.4	86.7	93.7
86.8	81.7	84.9
101.9	88.1	96.9
111.5	97.8	106.8
102.6	88.7	97.4
97.2	84.2	92.4
111.5	97.8	106.8

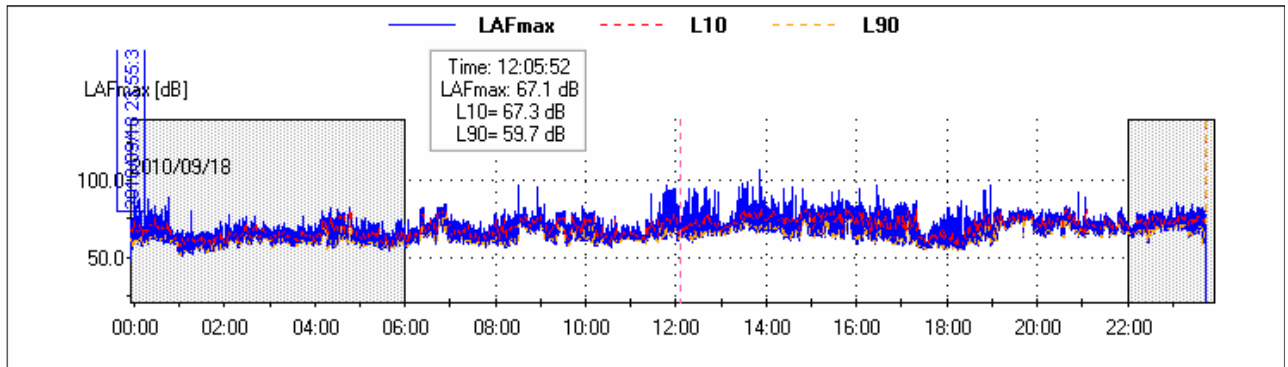
LIVELLI di **Impuls – fast – slow massimi nelle 16** ore diurne

LIVELLI DI IMPULS- FAST E SLOW MAX DIURNI		
LAlp [dB]	LASp [dB]	LAFp [dB]
86.8	81.7	84.9
101.9	88.1	96.9
111.5	97.8	106.8
102.6	88.7	97.4
97.2	84.2	92.4
111.5	97.8	106.8

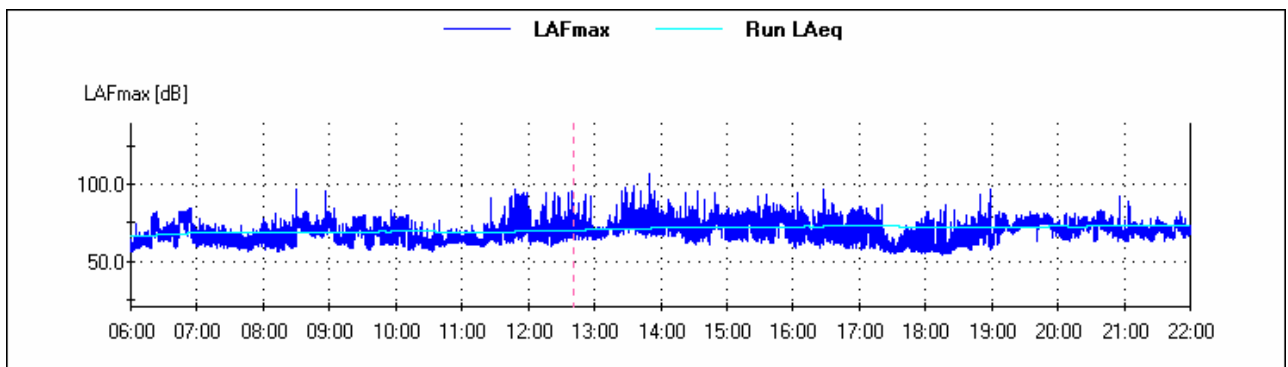
LIVELLI di **Impuls – fast – slow massimi nelle 8** ore notturni

LIVELLI DI IMPULS- FAST E SLOW MAX NOTTURNI		
LAlp [dB]	LASp [dB]	LAFp [dB]
97.4	86.7	93.7
86.1	80.3	82.7
90.3	80.8	85.8
97.4	86.7	93.7

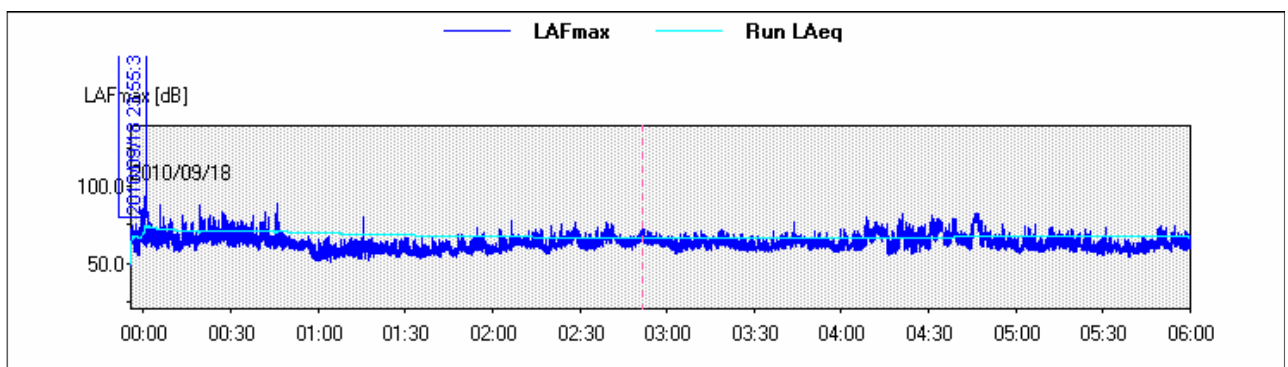
TIME HISTORY L10 – L90



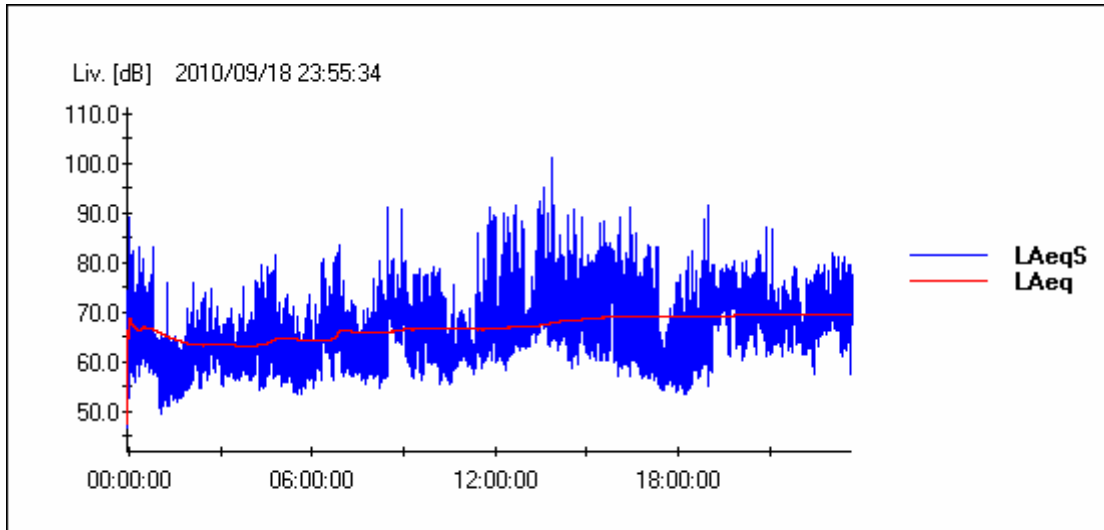
RUNNING Leq DIURNO



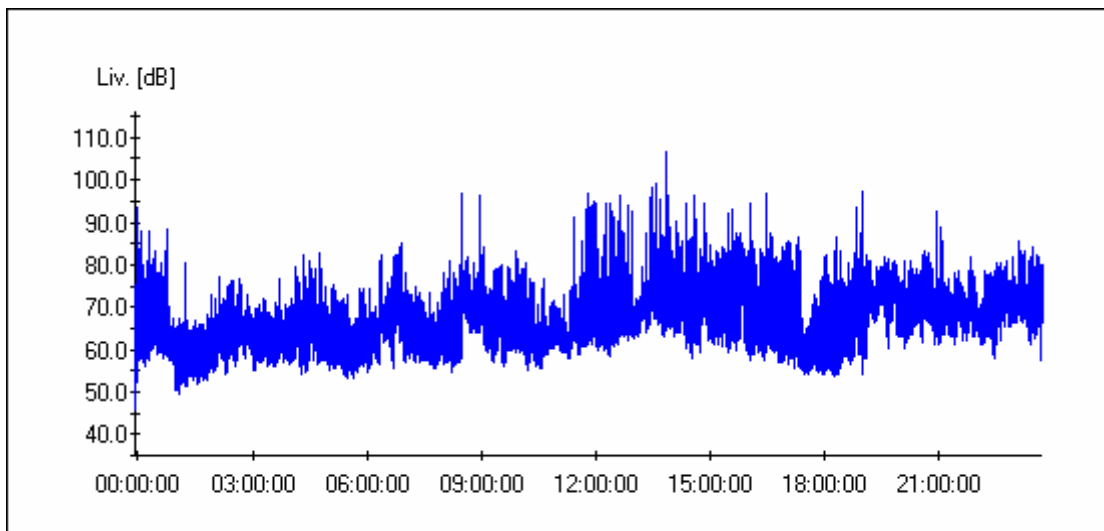
RUNNING Leq NOTTURNO



LA TIME HISTORY LIVELLO EQUIVALENTE PONDERATO "A"



LA TIME HISTORY LIVELLO PRESSIONE SONORA PONDERATA "A"





Ponte sullo Stretto di Messina
PROGETTO DEFINITIVO

MONITORAGGIO EMISSIONI DI RUMORE PER LA
MAPPATURA DI CLIMA ACUSTICO VOL.2/2

Codice documento

AS0106_F0.docxF0

Rev

F0

Data

20/06/2011

R2 - MISURE DI 24 ORE CON POSTAZIONE SEMI-FISSE

Punto

Ricettore

Indirizzo

	R_S_PAN 3-2	PANOR. DELLO STRETTO
Descrizione del punto di misura/ricettore		
<p><i>L'asta estensibile con il microfono posto all'altezza di mt. 4,00 dal piano di campagna è stata collocata nella piazzola adiacente la carreggiata stradale</i></p>		

Caratterizzazione del punto di misura/ricettore		
Zonizzazione acustica e limiti diurni/notturni		
<input type="checkbox"/>	Classe I	50 /40 dB(a)
<input type="checkbox"/>	Classe II	55 / 45 dB(a)
<input checked="" type="checkbox"/>	Classe III	60 / 50 dB(a)
<input type="checkbox"/>	Classe IV	65 / 55 dB(a)
<input type="checkbox"/>	Classe V	70 / 60 dB(a)
<input type="checkbox"/>	Classe VI	70 / 70 dB(a)
Caratterizzazione delle sorgenti di rumore		
Tipologia	<input checked="" type="checkbox"/>	Traffico stradale
	<input type="checkbox"/>	Traffico ferroviario
	<input type="checkbox"/>	Cantiere
	<input type="checkbox"/>	Altro
Descrizione		
Strumentazione adottata		
Fonometro modello HD 2110 Classe 1, numero di serie 10060132243, - preamplificatore HD 2110 P, - microfono MK 221, numero di serie 34208 - Calibratore HD 2020 Classe 1 090 29825		
Punto	Ricettore	Indirizzo
	R_S_PAN 3-2	PANOR. DELLO STRETTO

Sintesi misure (ante e post mascheramenti eventi anomali o sorgenti regolamentate da DPR)

Periodo	TR	Data	L _{AeqTR} [dBA]	K _I [dBA]	K _T [dBA]	K _B [dBA]	L _{AeqTRC} [dBA]	L _{lim} [dBA]
Giorno	6-22h	19/09/10	67.1	0	0		67.1	60
Notte	22-6h	19/09/10	68.0	0	0	0	68.0	50

RISULTATI MISURE

Codice misura	R_S_PAN 3-2
Data inizio	19/09/2010
Ora inizio	23.57.51
Note	

Parametri		24 ore	Giorno (T _R = 6/22)	Notte (T _R = 22/6)
L _{AeqTR}	[dBA]	67.4	67.1	68.0
L1	[dBA]	76.0	76.0	75.0
L5	[dBA]	72.0	72.0	72.7
L10	[dBA]	70.5	70.0	71.3
L50	[dBA]	64.3	63.7	66.3
L90	[dBA]	57.5	58.3	55.5
L95	[dBA]	55.0	56.5	53.0
L99	[dBA]	52.0	54.0	51.0
L _I max	[dBA]	105.2	105.2	90.2
L _F max	[dBA]	100.6	100.6	86.2
L _S max	[dBA]	92.1	92.1	80.7
K _I	[dBA]	0	0	0
K _T	[dBA]	0	0	0
K _B	[dBA]	0	0	0
L _{AeqTRC}		67.4	67.1	68.0

Note:

Punto	Ricettore	Indirizzo
	R_S_PAN 3-2	PANOR. DELLO STRETTO

Sorgente stradale: _____

	6/9h	9/14h	14/19h	19/22h	Media	22/2h	2/6 h	Media
Veic. Leggeri / 10'	100	127	129	104	115	35	5	20
Veic. Pesanti / 10'	29	23	21	14	21.75	3	1	2
Motocicli / 10'	20	25	17	12	18.5	3	1	2

	6/9h	9/14h	14/19h	19/22h	Media	22/2h	2/6 h	Media
Condizioni cielo	SERENO	SERENO	SERENO	SERENO		SERENO	SERENO	
Temperatura	18.7	31	27.6	21.4	24.68	18.4	17.4	17.9
Umidità relativa	66	74	78	66	71	55	58	56.5
Velocità vento	2.4	2.8	2.5	1.9	2.4	1.6	2.3	1.95
Direzione vento	N W	N W	N	N		N W	N W	

Fotografia del punto di misura



Punto

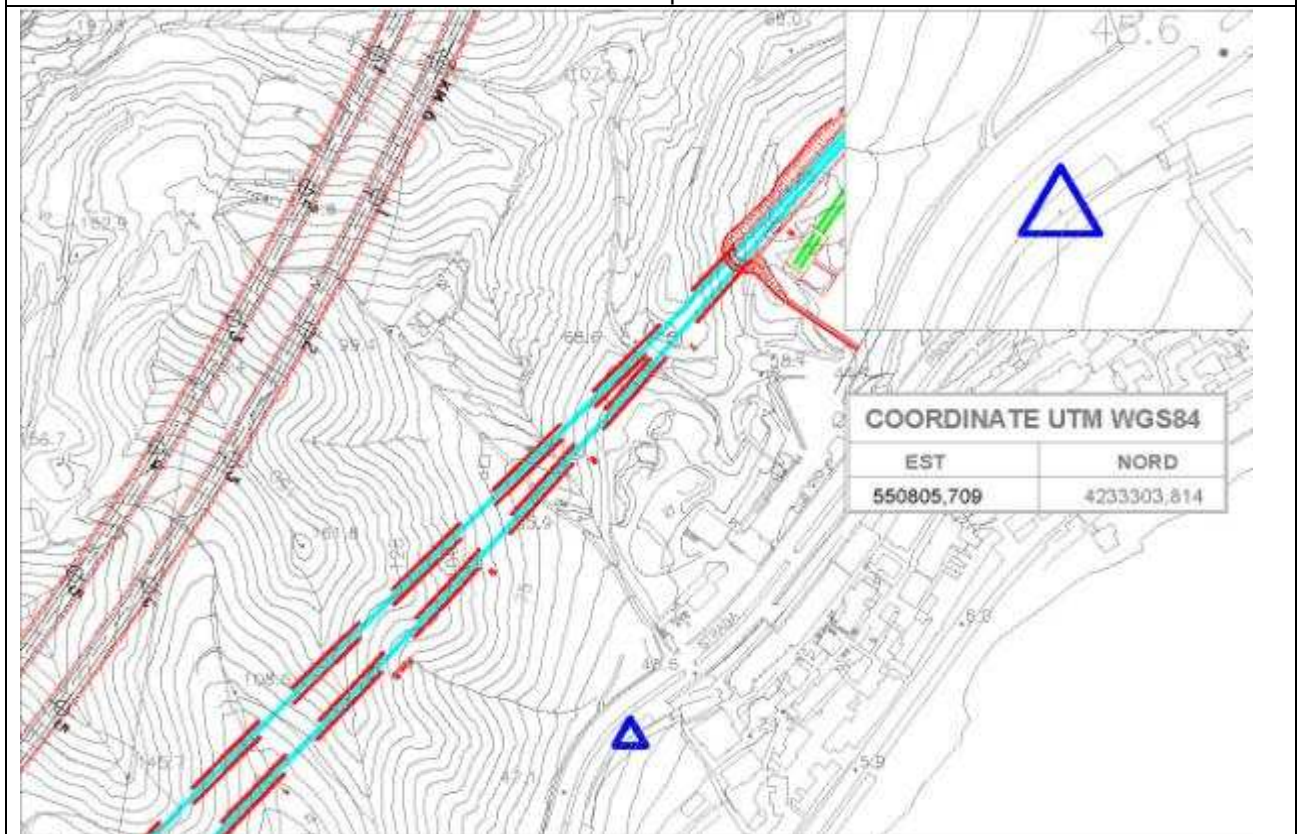
Ricettore

R_S_PAN 3-2

Indirizzo

PANOR. DELLO STRETTO

Localizzazione planimetrica



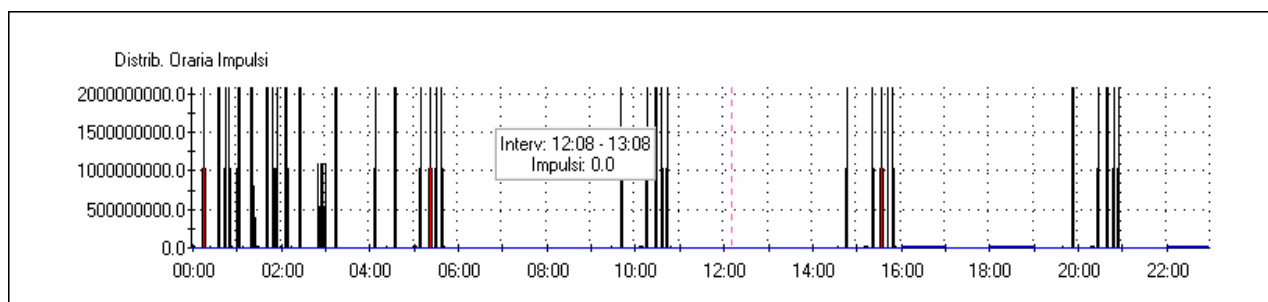
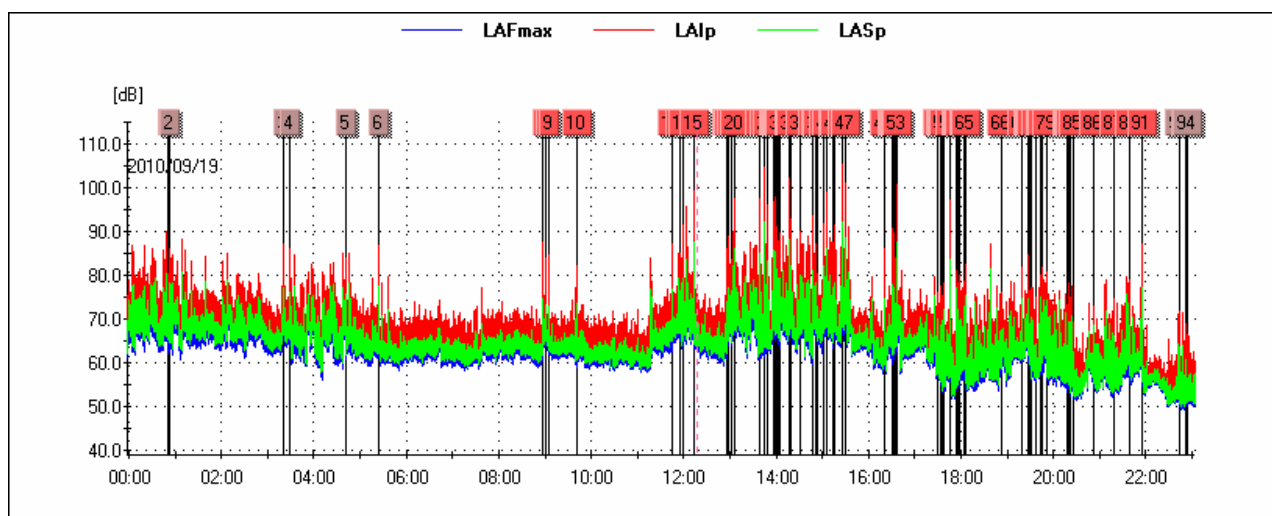
DATA	Tecnico competente: Studio tecnico ing. Giovanni Chiovetta	
	geom. Antonino Campione	Ing. Giovanni Chiovetta

RICONOSCIMENTO COMPONENTI IMPULSIVE

Il rumore presenta Componenti Impulsive (CI) quando sono verificate le condizioni seguenti:

- ripetitività di n° eventi impulsivi (n°10/ora di giorno e n°2/ora di notte);
- differenza tra LAImax e LASmax superiore a 6 dB;
- durata dell'evento a -10 dB dal valore LAFmax inferiore a 1 s.

La ripetitività viene dimostrata mediante registrazione grafica del livello di pressione sonora ponderato A fast effettuata durante il tempo di misura TM.



Lista degli impulsi nelle 24 ore

Ev	Inizio	Durata LAFmax-10dB[s]	LAFmax[dB]	LAImax - LASmax [dB]
1	2010/09/20 00:51:32	0.625	76.5	10.9
2	2010/09/20 00:52:09	0.625	81.7	11.6

3	2010/09/20 03:20:49	1.000	83.3	9.8
4	2010/09/20 03:28:31	0.875	82.1	9.9
5	2010/09/20 04:41:54	0.750	80.0	10.6
6	2010/09/20 05:24:55	1.000	84.3	9.2
7	2010/09/20 08:56:40	0.750	83.1	12.8
8	2010/09/20 09:00:29	0.875	80.8	10.7
9	2010/09/20 09:04:08	0.750	80.7	11.8
10	2010/09/20 09:41:01	0.750	79.5	8.3
11	2010/09/20 11:44:53	0.750	84.2	10.4
12	2010/09/20 11:55:03	0.750	82.0	8.9
13	2010/09/20 11:58:54	0.750	86.8	12.3
14	2010/09/20 12:13:08	0.625	95.4	12.0
15	2010/09/20 12:13:28	0.875	82.1	7.8
16	2010/09/20 12:55:50	0.625	82.0	12.2
17	2010/09/20 12:58:34	0.750	84.2	10.2
18	2010/09/20 13:01:48	0.875	79.7	10.0
19	2010/09/20 13:05:39	0.625	94.2	11.5
20	2010/09/20 13:05:51	0.625	90.5	11.2
21	2010/09/20 13:39:21	0.500	92.6	12.4
22	2010/09/20 13:43:50	0.625	94.5	12.3
23	2010/09/20 13:43:58	0.625	100.5	12.5
24	2010/09/20 13:48:02	0.625	91.6	11.6
25	2010/09/20 13:56:03	0.750	92.8	10.9
26	2010/09/20 13:59:47	0.625	93.7	13.1
27	2010/09/20 13:59:48	0.625	92.0	11.7
28	2010/09/20 14:00:23	0.750	85.6	8.8
29	2010/09/20 14:02:51	0.750	85.0	8.3
30	2010/09/20 14:04:11	0.875	80.2	11.6
31	2010/09/20 14:04:55	0.625	84.8	13.2
32	2010/09/20 14:16:42	0.500	97.3	13.9
33	2010/09/20 14:18:47	0.875	88.4	11.1
34	2010/09/20 14:30:54	0.750	86.3	10.1
35	2010/09/20 14:47:16	0.750	89.2	12.9
36	2010/09/20 14:51:32	0.750	83.1	11.0
37	2010/09/20 14:52:46	1.000	75.5	9.5
38	2010/09/20 14:53:09	0.875	76.8	9.7
39	2010/09/20 15:02:20	0.875	88.8	9.7
40	2010/09/20 15:05:25	0.625	94.5	12.9
41	2010/09/20 15:13:44	0.750	81.3	11.4
42	2010/09/20 15:14:39	1.000	81.5	8.9
43	2010/09/20 15:14:56	0.750	86.5	13.7
44	2010/09/20 15:25:34	0.625	97.3	12.5
45	2010/09/20 15:26:04	0.625	92.6	13.7
46	2010/09/20 15:26:12	0.625	100.6	13.2
47	2010/09/20 15:29:49	0.625	96.9	12.5
48	2010/09/20 16:19:51	0.625	82.5	11.5
49	2010/09/20 16:30:20	0.625	86.0	13.0
50	2010/09/20 16:32:48	0.750	85.4	12.4

51	2010/09/20 16:34:25	0.875	80.1	10.4
52	2010/09/20 16:35:59	0.625	87.2	9.8
53	2010/09/20 16:36:18	0.625	96.3	13.2
54	2010/09/20 17:29:23	0.625	74.0	8.7
55	2010/09/20 17:34:06	1.000	73.8	10.3
56	2010/09/20 17:34:08	0.875	70.1	9.4
57	2010/09/20 17:36:24	0.875	65.5	9.8
58	2010/09/20 17:37:25	1.000	69.7	10.6
59	2010/09/20 17:45:45	0.500	92.5	13.7
60	2010/09/20 17:54:12	0.875	73.4	8.9
61	2010/09/20 17:56:15	0.625	68.4	10.9
62	2010/09/20 17:56:17	1.000	72.6	6.9
63	2010/09/20 17:57:02	0.875	75.7	10.0
64	2010/09/20 18:05:05	1.000	74.6	8.8
65	2010/09/20 18:06:04	1.000	71.5	7.1
66	2010/09/20 18:52:59	0.750	74.0	9.4
67	2010/09/20 19:18:48	0.750	73.8	8.2
68	2010/09/20 19:27:18	1.000	80.6	10.3
69	2010/09/20 19:28:39	0.875	74.5	7.4
70	2010/09/20 19:30:32	0.750	72.0	10.4
71	2010/09/20 19:31:00	0.875	70.1	11.9
72	2010/09/20 19:31:11	0.875	72.4	8.8
73	2010/09/20 19:31:13	0.750	70.3	9.0
74	2010/09/20 19:36:23	0.625	71.6	10.7
75	2010/09/20 19:43:38	0.750	75.3	10.7
76	2010/09/20 19:45:28	0.875	75.4	8.8
77	2010/09/20 19:45:30	0.625	78.6	10.8
78	2010/09/20 19:45:31	0.875	74.5	8.4
79	2010/09/20 19:51:36	0.625	73.4	9.3
80	2010/09/20 20:18:26	0.750	69.6	10.7
81	2010/09/20 20:18:50	0.625	68.2	11.1
82	2010/09/20 20:20:43	0.875	75.5	10.1
83	2010/09/20 20:21:41	1.000	69.9	10.4
84	2010/09/20 20:22:32	0.875	66.5	10.3
85	2010/09/20 20:25:57	1.000	67.9	7.6
86	2010/09/20 20:52:52	0.750	69.5	9.2
87	2010/09/20 21:18:09	0.750	72.4	8.8
88	2010/09/20 21:38:23	0.750	76.0	10.6
89	2010/09/20 21:55:32	0.625	82.6	11.8
90	2010/09/20 21:55:34	0.625	81.3	9.6
91	2010/09/20 21:55:36	0.750	77.1	11.3
92	2010/09/20 22:43:45	0.625	67.7	11.0
93	2010/09/20 22:50:54	1.000	66.5	8.5
94	2010/09/20 22:53:33	0.875	62.0	11.1

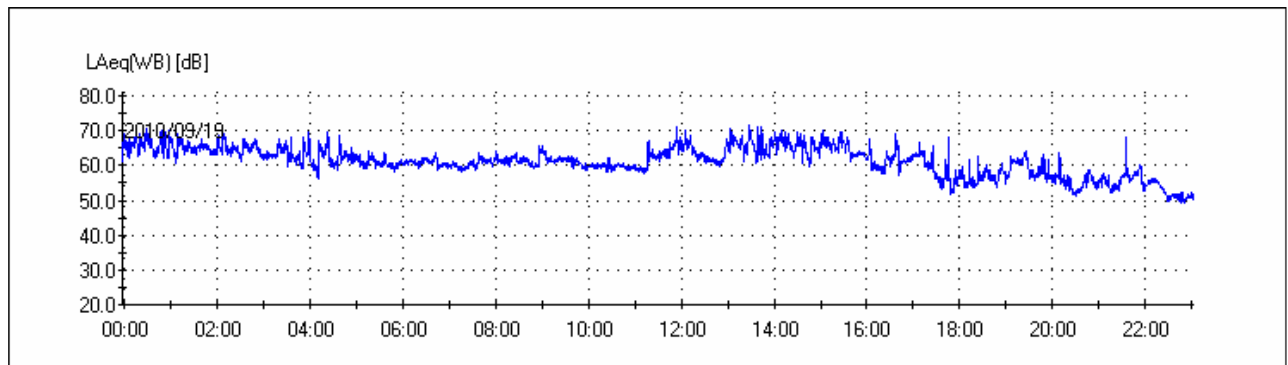
RICONOSCIMENTO COMPONENTI TONALI

Al fine di individuare la presenza di Componenti Tonalì (CT) nel rumore, si effettua un'analisi

spettrale per bande normalizzate di 1/3 di ottava. Si considerano esclusivamente le CT aventi carattere stazionario nel tempo ed in frequenza.

L'analisi è stata svolta nell'intervallo di frequenza compreso tra 20 Hz e 20 KHz.

Si è in presenza di una CT se il livello minimo di una banda supera i livelli minimi delle bande adiacenti per almeno 5 dB.



SOGLIE PENALIZZAZIONE	
Persistenza BF	5%
Persistenza AF	5%
TONALI [Hz]	PERSIST [%]
Freq: 315	0.0
PENALIZZAZIONI	
Penalizzazione BF: No	
Penalizzazione AF: No	

TIME HISTORY COMPONENTI TONALI

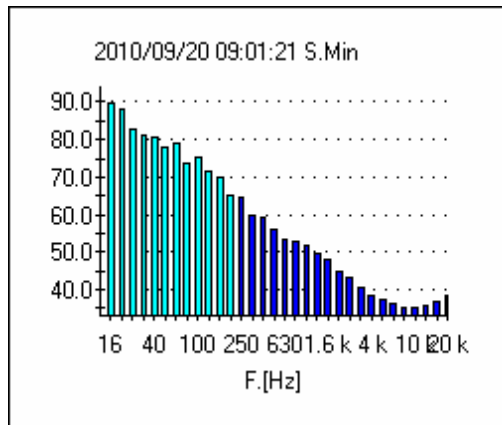
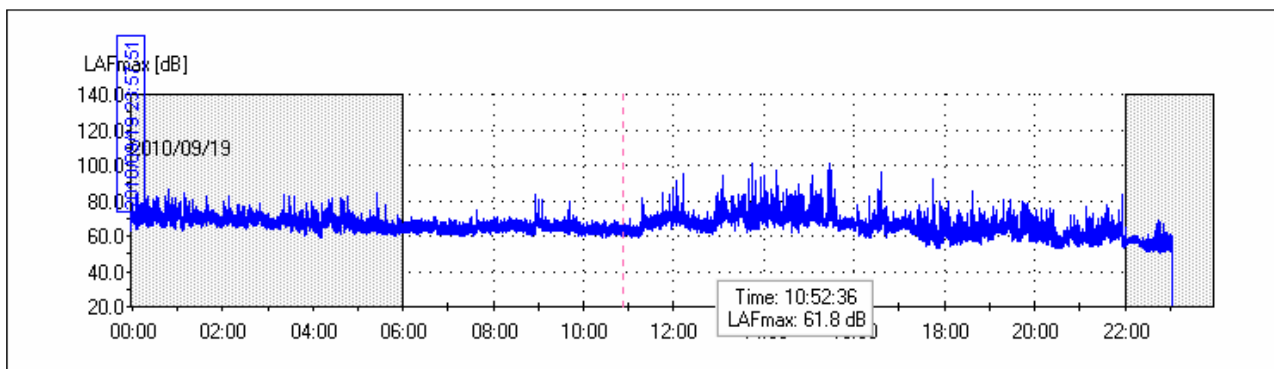
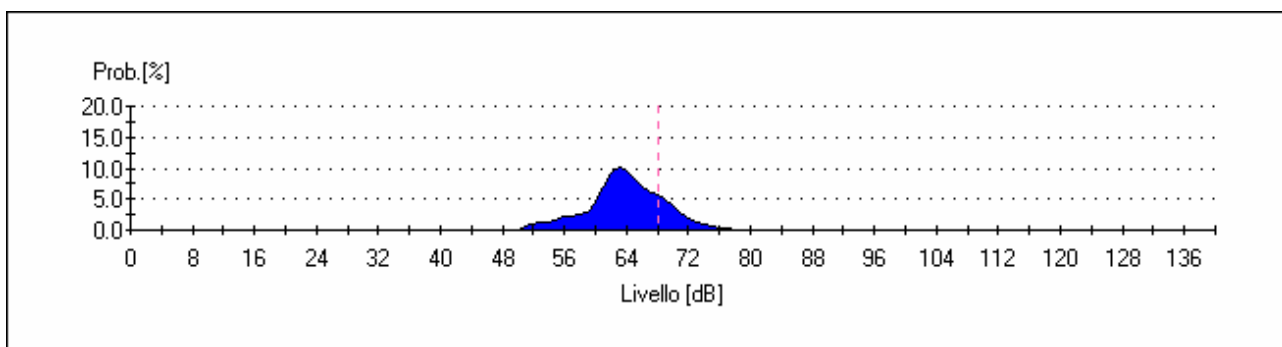


GRAFICO DEL CLIMA ACUSTICO GIORNALIERO



DISTRIBUTIVA



CUMULATIVA

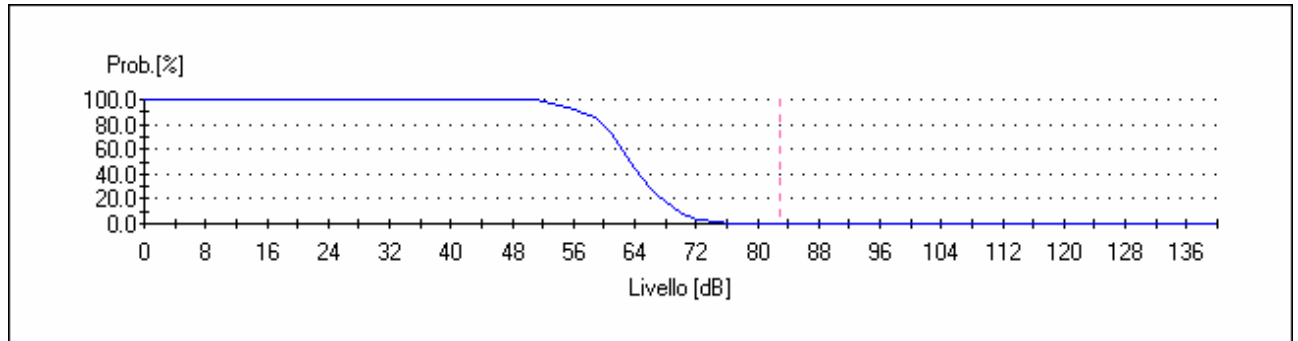
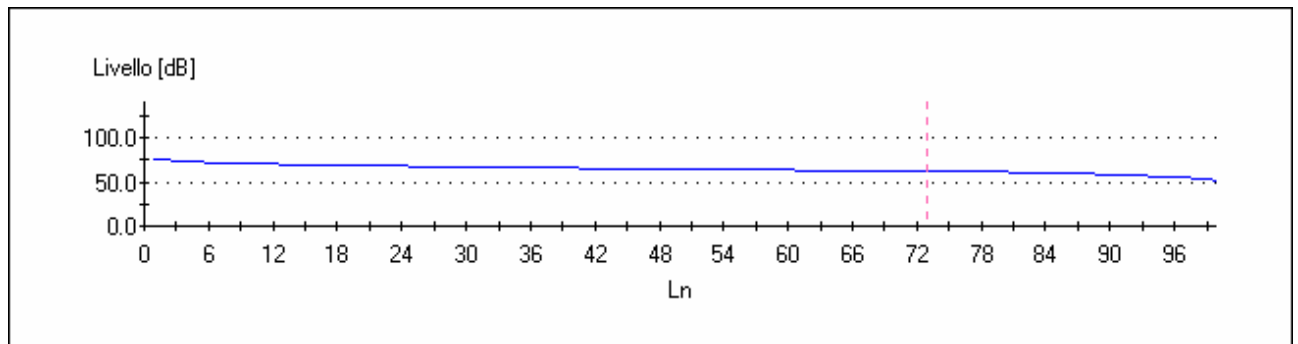


GRAFICO PERCENTILI



Livelli statistici L1, L5, L10, L50, L90, L95, L99; nelle 24 ore

Percentile	Leq.[dB]
0	76.0
1	76.0
2	74.0
3	73.0
4	72.5
5	72.0
6	71.7
7	71.3
8	71.0
9	70.8
10	70.5
11	70.3
12	70.0
13	69.8
14	69.6
15	69.4
16	69.2
17	69.0
18	68.8

19	68.6
20	68.4
21	68.2
22	68.0
23	67.9
24	67.7
25	67.6
26	67.4
27	67.3
28	67.1
29	67.0
30	66.8
31	66.7
32	66.5
33	66.3
34	66.2
35	66.0
36	65.9
37	65.8
38	65.7
39	65.6
40	65.4
41	65.3
42	65.2
43	65.1
44	65.0
45	64.9
46	64.8
47	64.7
48	64.6
49	64.4
50	64.3
51	64.2
52	64.1
53	64.0
54	63.9
55	63.8
56	63.7
57	63.6
58	63.5
59	63.4
60	63.3
61	63.2
62	63.1
63	63.0
64	62.9
65	62.8
66	62.7

67	62.6
68	62.5
69	62.4
70	62.3
71	62.2
72	62.1
73	62.0
74	61.9
75	61.7
76	61.6
77	61.4
78	61.3
79	61.1
80	61.0
81	60.8
82	60.5
83	60.3
84	60.0
85	59.7
86	59.3
87	59.0
88	58.5
89	58.0
90	57.5
91	57.0
92	56.7
93	56.3
94	56.0
95	55.0
96	54.5
97	54.0
98	53.0
99	52.0

LIVELLI PERCENTILI DIURNI

Percentile	Leq.[dB]
0	76.0
1	76.0
2	74.0
3	73.0
4	72.5
5	72.0
6	71.5
7	71.0
8	70.7
9	70.3

10	70.0
11	69.8
12	69.5
13	69.3
14	69.0
15	68.8
16	68.5
17	68.3
18	68.0
19	67.8
20	67.5
21	67.3
22	67.0
23	66.8
24	66.7
25	66.5
26	66.3
27	66.2
28	66.0
29	65.9
30	65.8
31	65.6
32	65.5
33	65.4
34	65.3
35	65.1
36	65.0
37	64.9
38	64.8
39	64.7
40	64.6
41	64.5
42	64.4
43	64.3
44	64.2
45	64.1
46	64.0
47	63.9
48	63.8
49	63.8
50	63.7
51	63.6
52	63.5
53	63.4
54	63.3
55	63.3
56	63.2
57	63.1

58	63.0
59	62.9
60	62.8
61	62.7
62	62.6
63	62.5
64	62.5
65	62.4
66	62.3
67	62.2
68	62.1
69	62.0
70	61.9
71	61.8
72	61.7
73	61.6
74	61.4
75	61.3
76	61.2
77	61.1
78	61.0
79	60.8
80	60.7
81	60.5
82	60.3
83	60.2
84	60.0
85	59.8
86	59.5
87	59.3
88	59.0
89	58.7
90	58.3
91	58.0
92	57.7
93	57.3
94	57.0
95	56.5
96	56.0
97	55.5
98	55.0
99	54.0

LIVELLI PERCENTILI NOTTURNI

Percentile	Leq.[dB]
0	75.0
1	75.0
2	74.0
3	73.5
4	73.0
5	72.7
6	72.3
7	72.0
8	71.8
9	71.5
10	71.3
11	71.0
12	70.8
13	70.7
14	70.5
15	70.3
16	70.2
17	70.0
18	69.9
19	69.7
20	69.6
21	69.4
22	69.3
23	69.1
24	69.0
25	68.9
26	68.8
27	68.7
28	68.6
29	68.4
30	68.3
31	68.2
32	68.1
33	68.0
34	67.9
35	67.8
36	67.7
37	67.6
38	67.5
39	67.4
40	67.3
41	67.2
42	67.1
43	67.0
44	66.9
45	66.8
46	66.7

47	66.6
48	66.5
49	66.4
50	66.3
51	66.2
52	66.1
53	66.0
54	65.9
55	65.8
56	65.7
57	65.6
58	65.4
59	65.3
60	65.2
61	65.1
62	65.0
63	64.9
64	64.7
65	64.6
66	64.4
67	64.3
68	64.1
69	64.0
70	63.8
71	63.7
72	63.5
73	63.3
74	63.2
75	63.0
76	62.8
77	62.6
78	62.4
79	62.2
80	62.0
81	61.7
82	61.3
83	61.0
84	60.0
85	59.0
86	57.0
87	56.7
88	56.3
89	56.0
90	55.5
91	55.0
92	54.0
93	53.7
94	53.3

95	53.0
96	52.5
97	52.0
98	51.5
99	51.0

LIVELLI DI IMPULS- FAST E SLOW

MAX NELLE 24 ORE		
LAIp [dB]	LASp [dB]	LAFp [dB]
90.2	80.7	86.2
86.7	78.2	84.3
99.4	87.4	95.4
105.2	92.1	100.6
97.2	83.5	92.5
87.2	77	83.3
105.2	92.1	100.6

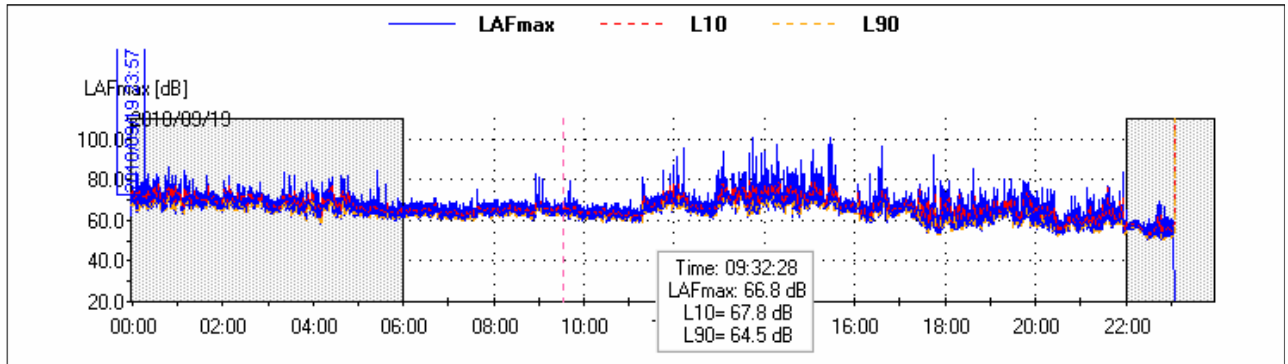
LIVELLI di Impuls – fast – slow massimi nelle 16 ore diurne

LIVELLI DI IMPULS- FAST E SLOW MAX DIURNI		
LAIp [dB]	LASp [dB]	LAFp [dB]
77.1	68.9	75
99.4	87.4	95.4
105.2	92.1	100.6
97.2	83.5	92.5
87.2	77	83.3
105.2	92.1	100.6

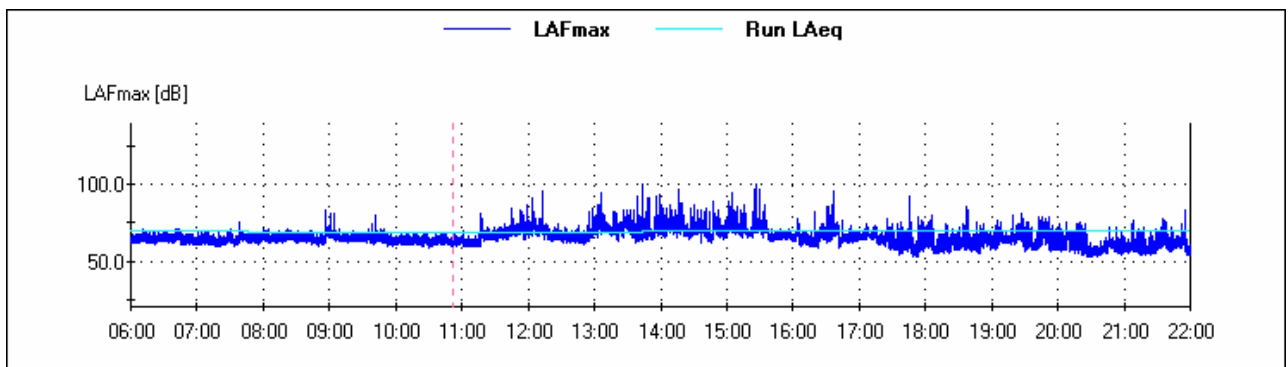
LIVELLI di Impuls – fast – slow massimi nelle 8 ore notturni

LIVELLI DI IMPULS- FAST E SLOW MAX NOTTURNI		
LAIp [dB]	LASp [dB]	LAFp [dB]
90.2	80.7	86.2
86.7	78.2	84.3
72	64.3	69
90.2	80.7	86.2

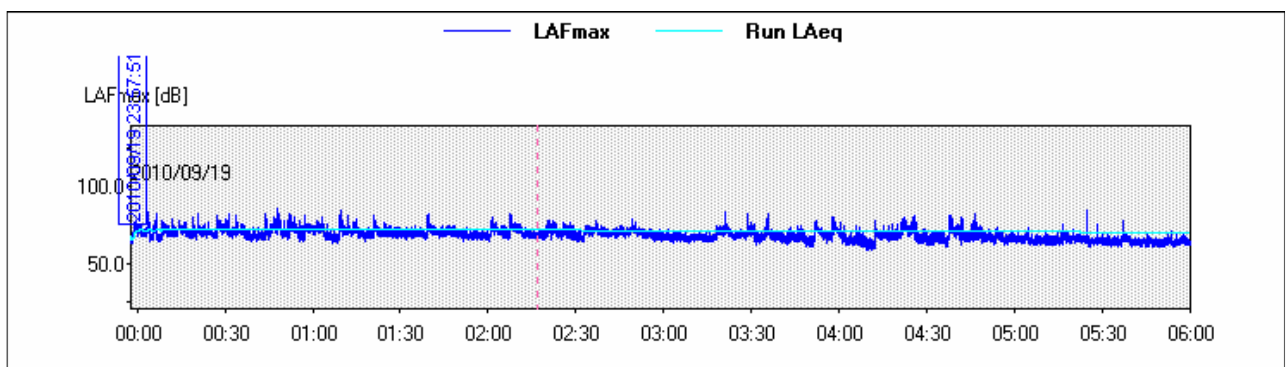
TIME HISTORY L10 – L90



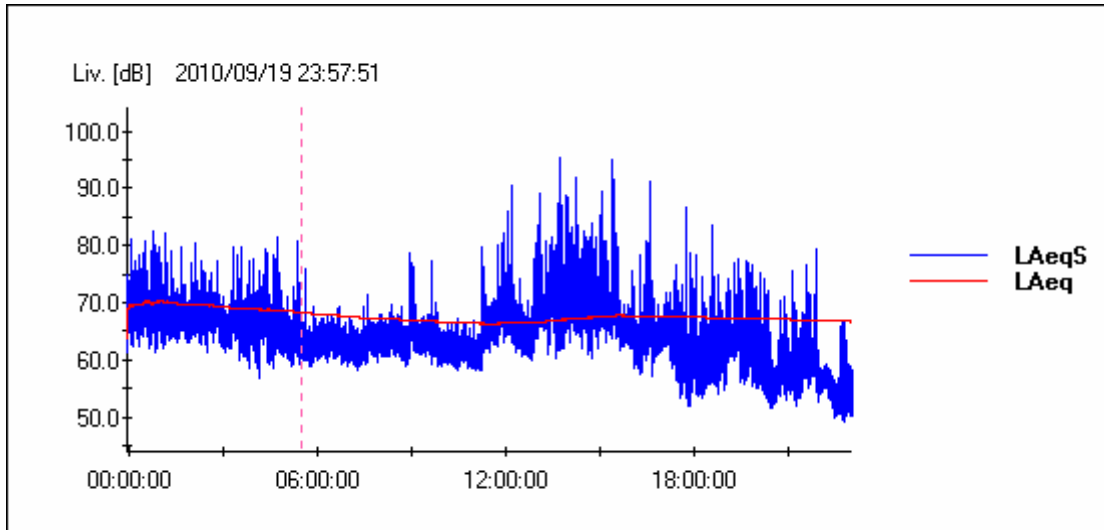
RUNNING Leq DIURNO



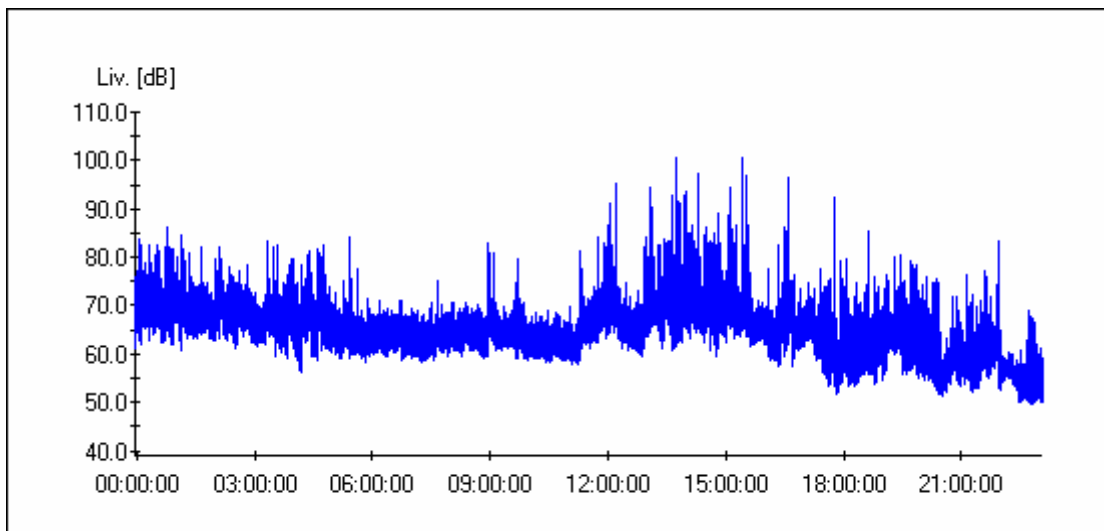
RUNNING Leq NOTTURNO



LA TIME HISTORY LIVELLO EQUIVALENTE PONDERATO "A"



LA TIME HISTORY LIVELLO PRESSIONE SONORA PONDERATA "A"



R2 - MISURE DI 24 ORE CON POSTAZIONE SEMI-FISSE

Punto

Ricettore

Indirizzo

	R_S_PAN 4-1	PANOR. DELLO STRETTO
Descrizione del punto di misura/ricettore		
<p><i>L'asta estensibile con il microfono posto all'altezza di mt. 4,00 dal piano di campagna è stata collocata sul marciapiede adiacente la carreggiata stradale</i></p>		

Caratterizzazione del punto di misura/ricettore		
Zonizzazione acustica e limiti diurni/notturni		
<input type="checkbox"/>	Classe I	50 /40 dB(a)
<input type="checkbox"/>	Classe II	55 / 45 dB(a)
<input checked="" type="checkbox"/>	Classe III	60 / 50 dB(a)
<input type="checkbox"/>	Classe IV	65 / 55 dB(a)
<input type="checkbox"/>	Classe V	70 / 60 dB(a)
<input type="checkbox"/>	Classe VI	70 / 70 dB(a)
Caratterizzazione delle sorgenti di rumore		
Tipologia	<input checked="" type="checkbox"/>	Traffico stradale
	<input type="checkbox"/>	Traffico ferroviario
	<input type="checkbox"/>	Cantiere
	<input type="checkbox"/>	Altro
Descrizione		
Strumentazione adottata		
Fonometro modello HD 2110 Classe 1, numero di serie 10060132243, - preamplificatore HD 2110 P, - microfono MK 221, numero di serie 34208 - Calibratore HD 2020 Classe 1 090 29825		
Punto	Ricettore	Indirizzo
	R_S_PAN 4-1	PANOR. DELLO STRETTO

Sintesi misure (ante e post mascheramenti eventi anomali o sorgenti regolamentate da DPR)

Periodo	TR	Data	L _{AeqTR} [dBA]	K _I [dBA]	K _T [dBA]	K _B [dBA]	L _{AeqTRC} [dBA]	L _{lim} [dBA]
Giorno	6-22h	18/09/10	63.7	0	0		63.7	60
Notte	22-6h	18/09/10	61.8	0	0	0	61.8	50

RISULTATI MISURE

Codice misura	R_S_PAN 4-1
Data inizio	18/09/2010
Ora inizio	23.32.05
Note	

Parametri		24 ore	Giorno (T _R = 6/22)	Notte (T _R = 22/6)
L _{AeqTR}	[dBA]	63.2	63.7	61.8
L1	[dBA]	70.0	70.0	70.0
L5	[dBA]	67.8	68.0	67.0
L10	[dBA]	66.7	66.9	65.6
L50	[dBA]	60.8	62.0	58.0
L90	[dBA]	45.0	49.5	39.7
L95	[dBA]	39.0	43.0	37.5
L99	[dBA]	36.0	36.0	35.0
L _I max	[dBA]	90.4	90.4	86.3
L _F max	[dBA]	89.8	89.8	84.7
L _S max	[dBA]	86.0	86.0	80.3
K _I	[dBA]	0	0	0
K _T	[dBA]	0	0	0
K _B	[dBA]	0	0	0
L _{AeqTRC}		63.2	63.7	61.8

Note:

Punto	Ricettore	Indirizzo
	R_S_PAN 4-1	PANOR. DELLO STRETTO

Sorgente stradale: _____

	6/9h	9/14h	14/19h	19/22h	Media	22/2h	2/6 h	Media
Veic. Leggeri / 10'	30	118	104	106	89.5	54	22	38
Veic. Pesanti / 10'	7	9	10	11	9.25	8	3	5.5
Motocicli / 10'	4	19	18	17	14.5	6	1	3.5

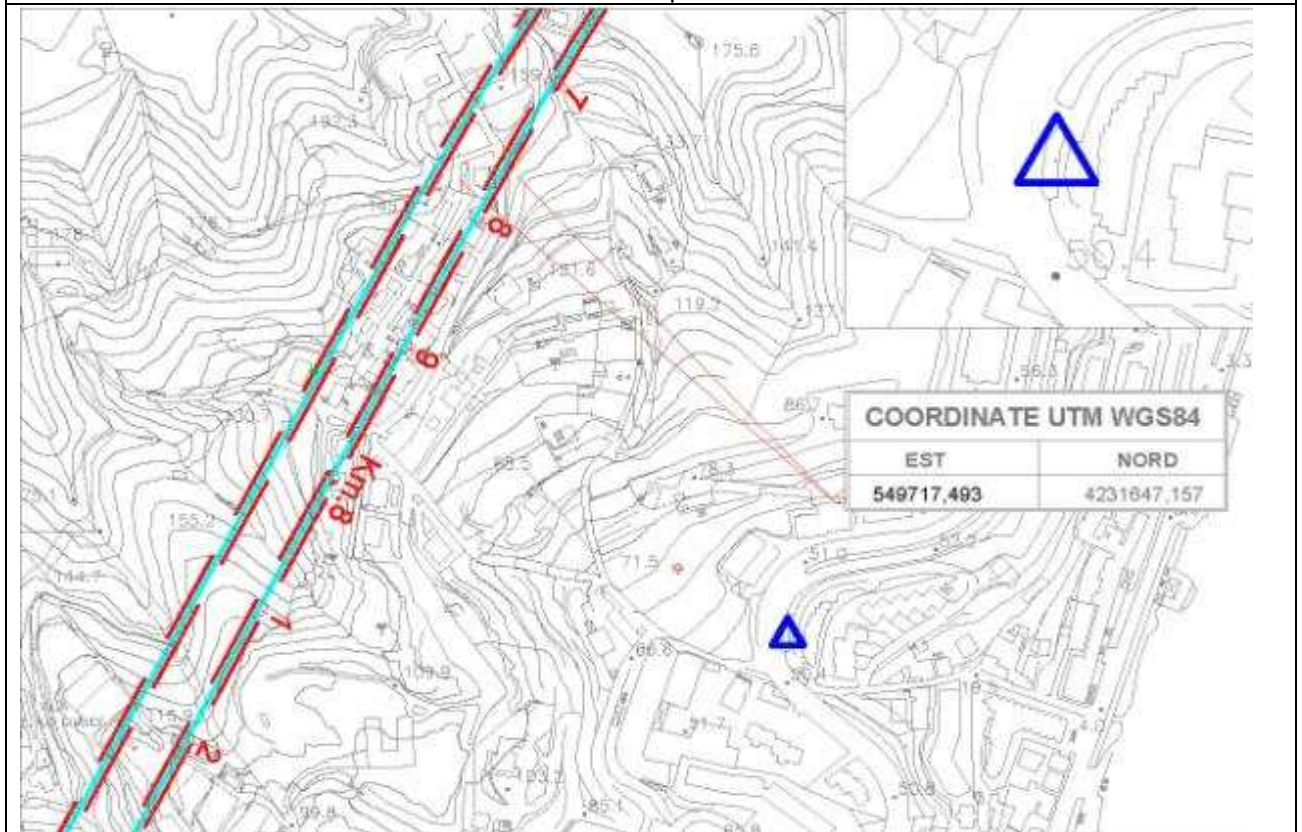
	6/9h	9/14h	14/19h	19/22h	Media	22/2h	2/6 h	Media
Condizioni cielo	SERENO	SERENO	SERENO	SERENO		SERENO	SERENO	
Temperatura	17.4	26.4	28.4	27.2	24.85	24.1	20.1	22.1
Umidità relativa	65	67	74	80	71.5	64	58	61
Velocità vento	0.8	1.2	1.8	2.1	1.475	0.6	2.3	1.45
Direzione vento	S S E	S S E	N	N		E N E	E N E	

Fotografia del punto di misura



Punto	Ricettore	Indirizzo
	R_S_PAN 4-1	PANOR. DELLO STRETTO

Localizzazione planimetrica



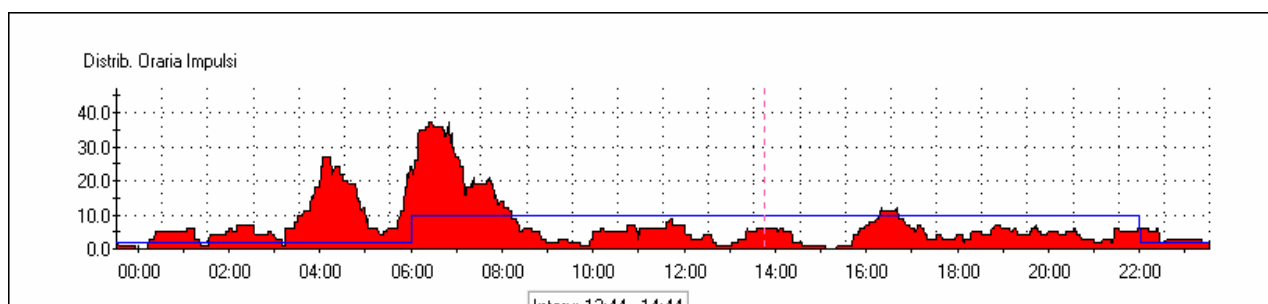
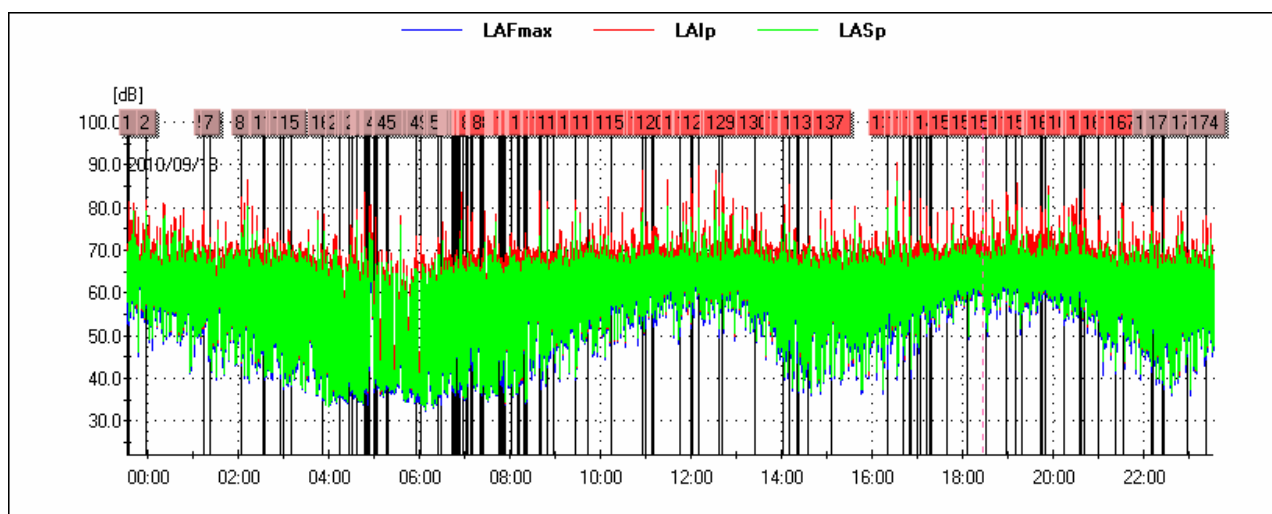
DATA	Tecnico competente: Studio tecnico ing. Giovanni Chiovetta	
	geom. Antonino Campione	Ing. Giovanni Chiovetta

RICONOSCIMENTO COMPONENTI IMPULSIVE

Il rumore presenta Componenti Impulsive (CI) quando sono verificate le condizioni seguenti:

- ripetitività di n° eventi impulsivi (n°10/ora di giorno e n°2/ora di notte);
- differenza tra LAImax e LASmax superiore a 6 dB;
- durata dell'evento a -10 dB dal valore LAFmax inferiore a 1 s.

La ripetitività viene dimostrata mediante registrazione grafica del livello di pressione sonora ponderato A fast effettuata durante il tempo di misura TM.



Lista degli impulsi nelle 24 ore

Ev	Inizio	Durata LAFmax-10dB[s]	LAFmax[dB]	LAImax - LASmax [dB]
1	2010/09/18 23:34:30	0.750	75.2	9.7
2	2010/09/18 23:56:24	1.000	73.6	8.4
3	2010/09/19 01:13:20	0.875	61.4	8.3
4	2010/09/19 01:13:22	0.875	64.9	7.7
5	2010/09/19 01:13:47	0.750	77.2	9.0
6	2010/09/19 01:21:35	0.875	62.0	8.5
7	2010/09/19 01:21:37	0.875	63.5	7.6
8	2010/09/19 02:03:03	0.750	79.6	10.1
9	2010/09/19 02:32:46	1.000	70.7	6.4
10	2010/09/19 02:32:59	0.875	63.0	8.1

11	2010/09/19 02:33:44	1.000	61.0	8.8
12	2010/09/19 02:55:29	0.875	51.9	8.3
13	2010/09/19 02:59:18	0.875	50.3	7.5
14	2010/09/19 03:09:39	0.875	52.3	8.7
15	2010/09/19 03:09:44	0.750	51.8	8.6
16	2010/09/19 03:50:21	1.000	68.6	6.8
17	2010/09/19 04:13:40	0.625	63.4	9.3
18	2010/09/19 04:13:43	0.625	65.1	10.5
19	2010/09/19 04:13:45	1.000	54.2	12.0
20	2010/09/19 04:13:47	0.875	66.3	11.2
21	2010/09/19 04:13:51	1.000	61.1	10.8
22	2010/09/19 04:25:03	0.875	55.1	9.6
23	2010/09/19 04:25:39	0.750	63.0	9.4
24	2010/09/19 04:29:29	0.750	62.7	10.4
25	2010/09/19 04:29:58	0.750	67.1	9.2
26	2010/09/19 04:36:23	0.750	58.4	10.1
27	2010/09/19 04:46:11	0.750	76.2	11.7
28	2010/09/19 04:46:32	0.625	78.6	13.3
29	2010/09/19 04:47:13	1.000	55.1	8.0
30	2010/09/19 04:47:44	1.000	58.6	9.9
31	2010/09/19 04:49:53	0.750	64.8	8.7
32	2010/09/19 04:51:54	0.875	60.8	8.1
33	2010/09/19 04:51:58	0.875	58.0	8.1
34	2010/09/19 04:52:44	0.875	78.1	7.7
35	2010/09/19 04:58:26	0.750	51.9	11.2
36	2010/09/19 04:59:26	0.625	53.4	11.7
37	2010/09/19 04:59:28	0.625	58.3	12.9
38	2010/09/19 05:00:09	0.750	54.0	11.3
39	2010/09/19 05:00:11	0.625	71.1	12.5
40	2010/09/19 05:00:26	0.625	74.0	11.1
41	2010/09/19 05:02:11	1.000	54.8	11.5
42	2010/09/19 05:02:13	0.875	51.9	9.5
43	2010/09/19 05:02:16	0.625	53.9	11.6
44	2010/09/19 05:15:27	0.750	64.4	9.1
45	2010/09/19 05:17:36	0.875	59.3	6.7
46	2010/09/19 05:54:49	0.750	69.8	9.8
47	2010/09/19 06:00:40	0.625	67.6	11.4
48	2010/09/19 06:00:53	0.750	69.5	9.9
49	2010/09/19 06:01:00	0.625	66.4	11.2
50	2010/09/19 06:22:50	0.875	70.8	8.0
51	2010/09/19 06:27:23	0.875	50.8	10.0
52	2010/09/19 06:41:43	0.750	53.0	7.2
53	2010/09/19 06:41:50	1.000	51.5	6.4
54	2010/09/19 06:42:41	1.000	53.9	6.4
55	2010/09/19 06:44:07	0.625	54.0	11.1
56	2010/09/19 06:45:47	0.750	50.1	10.2
57	2010/09/19 06:49:01	0.875	57.0	8.4
58	2010/09/19 06:49:59	0.750	59.0	10.5

59	2010/09/19 06:50:05	0.750	58.4	6.2
60	2010/09/19 06:50:09	0.750	53.5	7.3
61	2010/09/19 06:50:32	1.000	56.3	6.6
62	2010/09/19 06:50:36	0.750	58.7	6.5
63	2010/09/19 06:50:37	1.000	59.6	6.1
64	2010/09/19 06:53:21	0.750	49.5	8.3
65	2010/09/19 06:53:22	0.750	52.8	10.6
66	2010/09/19 06:53:24	0.875	54.4	9.4
67	2010/09/19 06:53:26	1.000	57.0	9.9
68	2010/09/19 06:56:07	0.625	50.0	10.3
69	2010/09/19 06:56:14	0.750	47.8	8.5
70	2010/09/19 06:56:22	0.750	48.1	7.8
71	2010/09/19 07:01:03	0.750	57.1	7.9
72	2010/09/19 07:01:37	1.000	50.2	8.1
73	2010/09/19 07:02:51	0.500	70.7	11.8
74	2010/09/19 07:03:22	0.625	77.0	11.1
75	2010/09/19 07:03:38	1.000	56.0	10.4
76	2010/09/19 07:07:47	0.875	70.9	7.6
77	2010/09/19 07:07:54	0.625	72.2	12.7
78	2010/09/19 07:07:58	0.500	70.6	11.9
79	2010/09/19 07:08:01	1.000	63.5	8.4
80	2010/09/19 07:08:19	0.625	72.4	12.1
81	2010/09/19 07:08:29	0.750	64.4	11.2
82	2010/09/19 07:08:51	1.000	58.8	6.5
83	2010/09/19 07:09:03	0.750	59.2	6.5
84	2010/09/19 07:09:19	0.750	56.6	7.5
85	2010/09/19 07:18:57	1.000	61.5	9.6
86	2010/09/19 07:22:45	0.875	55.6	9.4
87	2010/09/19 07:22:45	0.750	55.6	8.5
88	2010/09/19 07:22:51	0.750	63.2	8.7
89	2010/09/19 07:43:41	1.000	57.9	8.9
90	2010/09/19 07:43:43	0.875	62.7	9.6
91	2010/09/19 07:46:25	1.000	57.5	8.6
92	2010/09/19 07:47:56	0.625	60.4	10.1
93	2010/09/19 07:48:04	0.625	61.2	9.9
94	2010/09/19 07:48:24	0.750	66.1	8.1
95	2010/09/19 07:49:53	0.875	59.9	8.3
96	2010/09/19 07:51:00	0.750	58.2	8.7
97	2010/09/19 07:51:12	0.750	59.1	6.5
98	2010/09/19 07:52:34	0.750	58.5	8.4
99	2010/09/19 08:01:25	1.000	72.1	8.5
100	2010/09/19 08:01:57	0.750	56.8	10.5
101	2010/09/19 08:08:40	1.000	67.5	10.7
102	2010/09/19 08:11:53	0.750	57.9	8.4
103	2010/09/19 08:11:55	0.625	59.9	8.8
104	2010/09/19 08:17:20	0.750	67.2	9.4
105	2010/09/19 08:20:33	1.000	48.2	6.7
106	2010/09/19 08:21:22	0.875	51.3	7.8

107	2010/09/19 08:21:24	0.875	50.7	6.6
108	2010/09/19 08:38:54	0.750	80.1	10.4
109	2010/09/19 08:41:07	1.000	55.5	8.3
110	2010/09/19 08:49:02	0.750	65.7	9.8
111	2010/09/19 08:49:31	0.750	54.8	9.6
112	2010/09/19 08:56:51	1.000	66.5	8.8
113	2010/09/19 09:26:21	0.875	72.3	7.9
114	2010/09/19 09:41:25	0.875	63.3	8.2
115	2010/09/19 10:13:18	0.875	70.4	9.5
116	2010/09/19 10:54:40	0.625	86.2	9.9
117	2010/09/19 10:55:46	0.750	72.3	9.0
118	2010/09/19 10:58:21	0.750	72.9	9.0
119	2010/09/19 10:58:41	0.750	66.6	8.6
120	2010/09/19 11:08:17	0.875	73.5	7.9
121	2010/09/19 11:43:42	0.625	67.6	8.7
122	2010/09/19 11:43:47	0.875	63.8	9.8
123	2010/09/19 11:59:24	1.000	73.8	7.2
124	2010/09/19 11:59:27	1.000	84.8	9.0
125	2010/09/19 12:00:10	0.625	80.8	8.9
126	2010/09/19 12:08:46	0.625	86.7	9.6
127	2010/09/19 12:35:42	0.625	83.1	10.4
128	2010/09/19 12:35:43	0.750	81.6	7.9
129	2010/09/19 12:40:21	0.625	86.1	9.1
130	2010/09/19 13:23:27	0.875	66.7	9.2
131	2010/09/19 14:01:17	0.625	56.9	10.0
132	2010/09/19 14:09:06	0.625	81.9	11.6
133	2010/09/19 14:20:18	0.625	68.2	11.1
134	2010/09/19 14:21:54	1.000	58.2	7.7
135	2010/09/19 14:21:58	0.875	65.8	10.2
136	2010/09/19 14:34:02	0.750	65.3	7.9
137	2010/09/19 15:04:44	0.750	79.0	8.6
138	2010/09/19 16:20:26	0.625	60.7	9.3
139	2010/09/19 16:39:43	0.750	77.3	10.3
140	2010/09/19 16:40:32	0.750	64.9	10.5
141	2010/09/19 16:41:09	0.750	78.3	10.1
142	2010/09/19 16:48:55	0.875	82.9	6.1
143	2010/09/19 16:50:45	0.750	70.2	10.5
144	2010/09/19 16:57:57	1.000	62.3	7.6
145	2010/09/19 17:02:34	0.625	79.0	10.5
146	2010/09/19 17:11:02	0.625	74.8	11.4
147	2010/09/19 17:15:54	0.750	65.3	8.8
148	2010/09/19 17:15:55	1.000	65.7	8.0
149	2010/09/19 17:18:24	1.000	65.8	9.5
150	2010/09/19 17:38:27	0.875	77.7	7.6
151	2010/09/19 18:05:56	0.875	78.5	10.3
152	2010/09/19 18:06:11	0.625	80.3	11.2
153	2010/09/19 18:30:19	0.750	75.4	10.6
154	2010/09/19 18:56:55	0.625	81.6	9.3

155	2010/09/19 19:08:54	0.750	78.2	7.1
156	2010/09/19 19:16:51	0.875	76.0	9.8
157	2010/09/19 19:17:43	1.000	70.4	7.9
158	2010/09/19 19:42:44	0.875	78.7	6.6
159	2010/09/19 19:44:02	0.875	75.4	10.1
160	2010/09/19 19:48:33	0.875	76.2	10.6
161	2010/09/19 20:12:33	0.750	77.2	9.5
162	2010/09/19 20:34:52	0.875	71.9	6.8
163	2010/09/19 20:36:13	0.750	75.7	10.3
164	2010/09/19 20:41:01	0.875	81.7	9.2
165	2010/09/19 20:58:18	0.875	75.6	7.0
166	2010/09/19 21:21:40	1.000	57.1	8.1
167	2010/09/19 21:32:25	0.750	76.7	11.2
168	2010/09/19 22:10:21	0.750	78.0	7.4
169	2010/09/19 22:24:49	0.625	58.8	11.0
170	2010/09/19 22:24:53	1.000	56.3	7.7
171	2010/09/19 22:25:01	0.875	65.9	8.0
172	2010/09/19 22:25:06	1.000	78.8	9.7
173	2010/09/19 22:56:11	0.875	63.2	8.7
174	2010/09/19 23:21:55	0.750	75.1	8.4

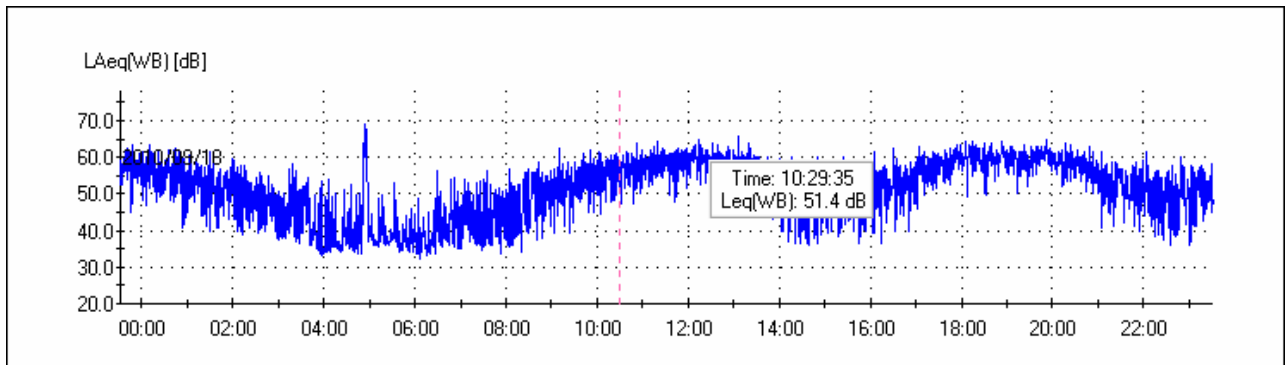
RICONOSCIMENTO COMPONENTI TONALI

Al fine di individuare la presenza di Componenti Tonalì (CT) nel rumore, si effettua un'analisi spettrale per bande normalizzate di 1/3 di ottava. Si considerano esclusivamente le CT aventi

carattere stazionario nel tempo ed in frequenza.

L'analisi è stata svolta nell'intervallo di frequenza compreso tra 20 Hz e 20 KHz.

Si è in presenza di una CT se il livello minimo di una banda supera i livelli minimi delle bande adiacenti per almeno 5 dB.



SOGLIE PENALIZZAZIONE	
Persistenza BF	5%
Persistenza AF	5%
TONALI [Hz]	PERSIST [%]
Freq: 200	0.1
Freq: 250	0.1
Freq: 315	0.0
Freq: 400	0.1
Freq: 500	0.3
Freq: 630	0.1
Freq: 800	0.0
Freq: 1 k	0.1
Freq: 2.5 k	0.1
Freq: 3.15 k	0.6
Freq: 4 k	0.1
PENALIZZAZIONI	
Penalizzazione BF: No	
Penalizzazione AF: No	

TIME ISTORY COMPONENTI TONALI

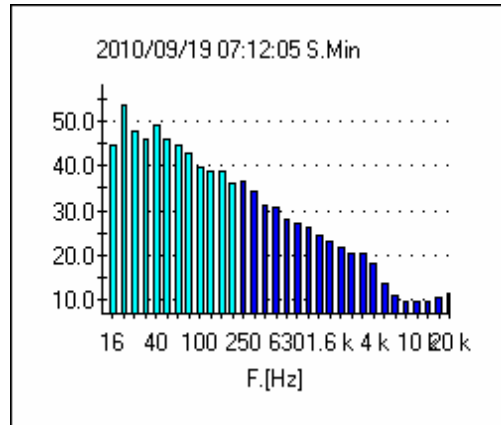
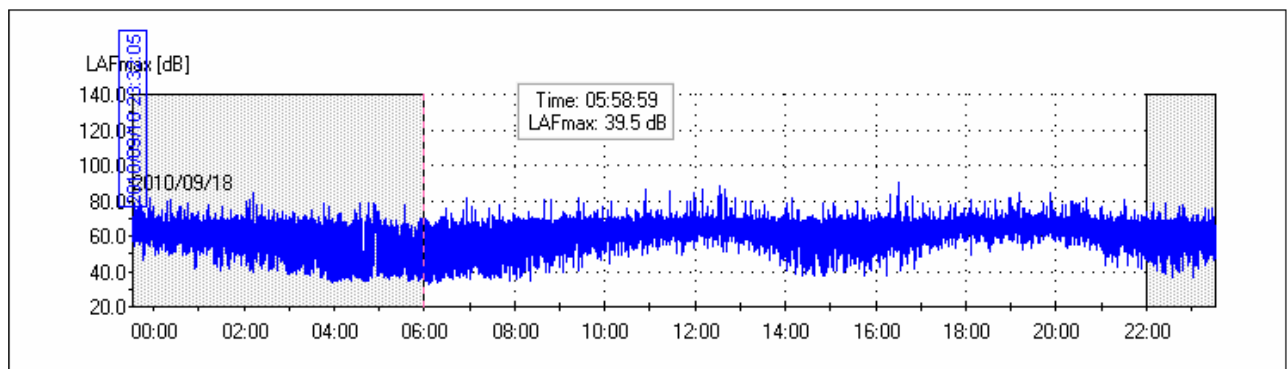
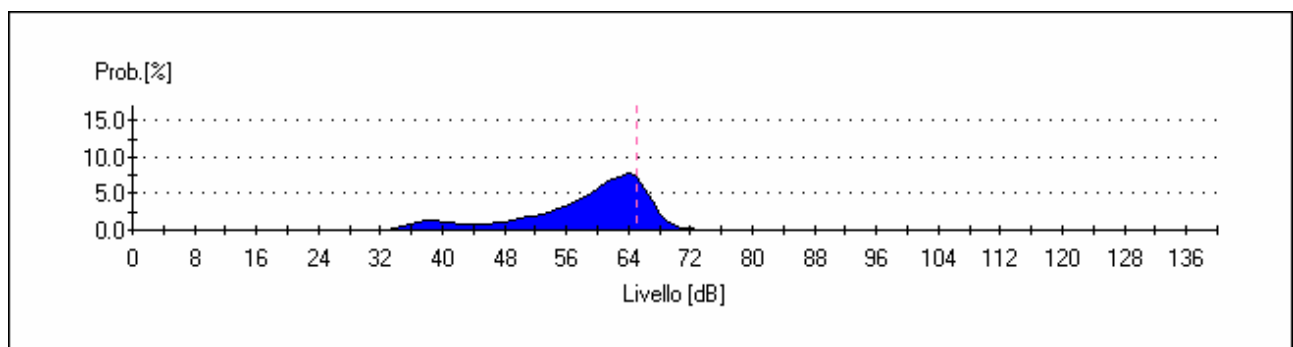


GRAFICO DEL CLIMA ACUSTICO GIORNALIERO



DISTRIBUTIVA



CUMULATIVA

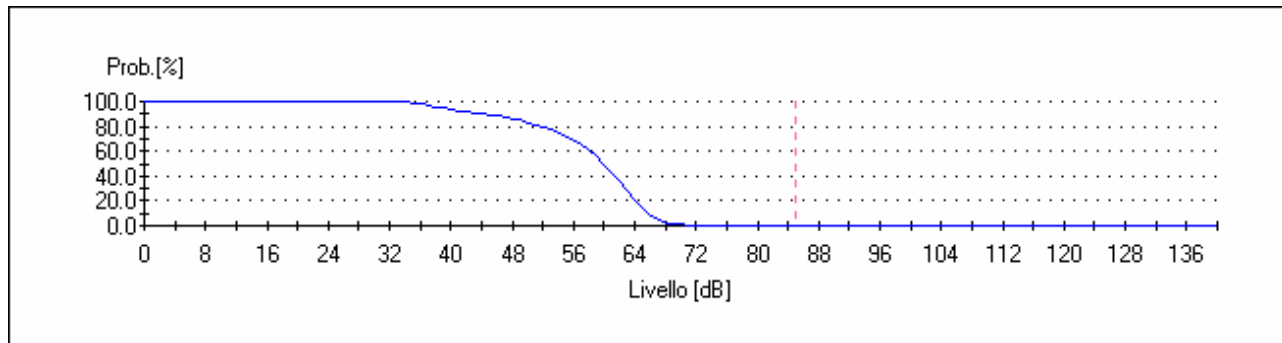
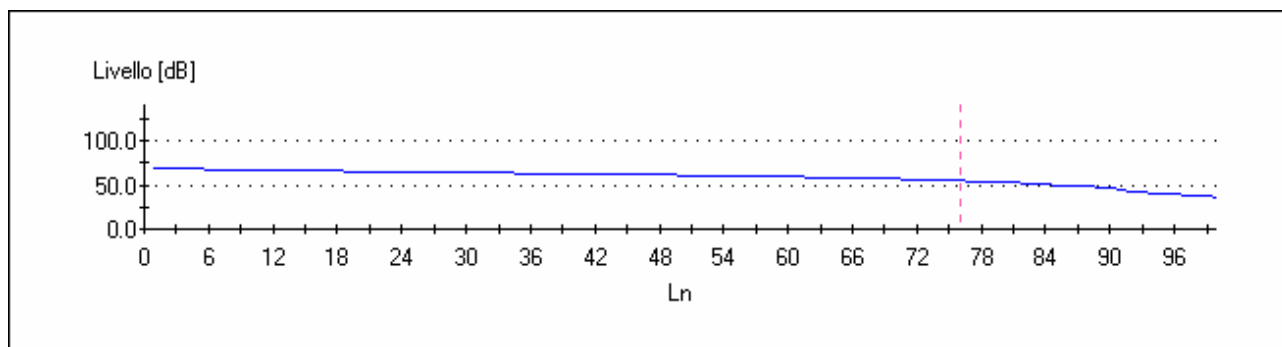


GRAFICO PERCENTILI



Livelli statistici L1, L5, L10, L50, L90, L95, L99; nelle 24 ore

Percentile	Leq.[dB]
0	70.0
1	70.0
2	69.0
3	68.5
4	68.0
5	67.8
6	67.5
7	67.3
8	67.0
9	66.8
10	66.7
11	66.5
12	66.3
13	66.2
14	66.0
15	65.9
16	65.7
17	65.6
18	65.4

19	65.3
20	65.1
21	65.0
22	64.9
23	64.8
24	64.6
25	64.5
26	64.4
27	64.3
28	64.1
29	64.0
30	63.9
31	63.7
32	63.6
33	63.4
34	63.3
35	63.1
36	63.0
37	62.9
38	62.7
39	62.6
40	62.4
41	62.3
42	62.1
43	62.0
44	61.8
45	61.7
46	61.5
47	61.3
48	61.2
49	61.0
50	60.8
51	60.7
52	60.5
53	60.3
54	60.2
55	60.0
56	59.8
57	59.6
58	59.4
59	59.2
60	59.0
61	58.8
62	58.5
63	58.3
64	58.0
65	57.8
66	57.5

67	57.3
68	57.0
69	56.7
70	56.3
71	56.0
72	55.7
73	55.3
74	55.0
75	54.7
76	54.3
77	54.0
78	53.5
79	53.0
80	52.5
81	52.0
82	51.5
83	51.0
84	50.0
85	49.5
86	49.0
87	48.0
88	47.0
89	46.0
90	45.0
91	43.0
92	42.0
93	41.0
94	40.0
95	39.0
96	38.5
97	38.0
98	37.0
99	36.0

LIVELLI PERCENTILI DIURNI

Percentile	Leq.[dB]
0	70.0
1	70.0
2	69.0
3	68.7
4	68.3
5	68.0
6	67.8
7	67.5
8	67.3
9	67.0

10	66.9
11	66.7
12	66.6
13	66.4
14	66.3
15	66.1
16	66.0
17	65.9
18	65.8
19	65.7
20	65.6
21	65.4
22	65.3
23	65.2
24	65.1
25	65.0
26	64.9
27	64.8
28	64.7
29	64.6
30	64.4
31	64.3
32	64.2
33	64.1
34	64.0
35	63.9
36	63.8
37	63.6
38	63.5
39	63.4
40	63.3
41	63.1
42	63.0
43	62.9
44	62.8
45	62.6
46	62.5
47	62.4
48	62.3
49	62.1
50	62.0
51	61.8
52	61.7
53	61.5
54	61.3
55	61.2
56	61.0
57	60.8

58	60.7
59	60.5
60	60.3
61	60.2
62	60.0
63	59.8
64	59.6
65	59.4
66	59.2
67	59.0
68	58.8
69	58.6
70	58.4
71	58.2
72	58.0
73	57.7
74	57.3
75	57.0
76	56.7
77	56.3
78	56.0
79	55.7
80	55.3
81	55.0
82	54.5
83	54.0
84	53.5
85	53.0
86	52.5
87	52.0
88	51.0
89	50.0
90	49.5
91	49.0
92	48.0
93	46.0
94	45.0
95	43.0
96	41.0
97	39.0
98	38.0
99	36.0

LIVELLI PERCENTILI NOTTURNI

Percentile	Leq.[dB]
0	70.0
1	70.0
2	69.0
3	68.0
4	67.5
5	67.0
6	66.7
7	66.3
8	66.0
9	65.8
10	65.6
11	65.4
12	65.2
13	65.0
14	64.8
15	64.6
16	64.4
17	64.2
18	64.0
19	63.8
20	63.7
21	63.5
22	63.3
23	63.2
24	63.0
25	62.8
26	62.6
27	62.4
28	62.2
29	62.0
30	61.8
31	61.7
32	61.5
33	61.3
34	61.2
35	61.0
36	60.8
37	60.6
38	60.4
39	60.2
40	60.0
41	59.8
42	59.6
43	59.4
44	59.2
45	59.0
46	58.8

47	58.6
48	58.4
49	58.2
50	58.0
51	57.8
52	57.5
53	57.3
54	57.0
55	56.8
56	56.5
57	56.3
58	56.0
59	55.7
60	55.3
61	55.0
62	54.7
63	54.3
64	54.0
65	53.7
66	53.3
67	53.0
68	52.7
69	52.3
70	52.0
71	51.5
72	51.0
73	50.5
74	50.0
75	49.5
76	49.0
77	48.5
78	48.0
79	47.0
80	46.5
81	46.0
82	45.0
83	44.0
84	43.0
85	42.0
86	41.5
87	41.0
88	40.5
89	40.0
90	39.7
91	39.3
92	39.0
93	38.5
94	38.0

95	37.5
96	37.0
97	36.5
98	36.0
99	35.0

**LIVELLI DI IMPULS- FAST E SLOW
MAX NELLE 24 ORE**

LAIp [dB]

LASp [dB]

LAFp [dB]

86.3	80.3	84.7
83.7	77.1	81.5
88.6	80.3	86.2
89.6	85.4	88.2
90.4	86	89.8
84.3	77.3	81.7
90.4	86	89.8

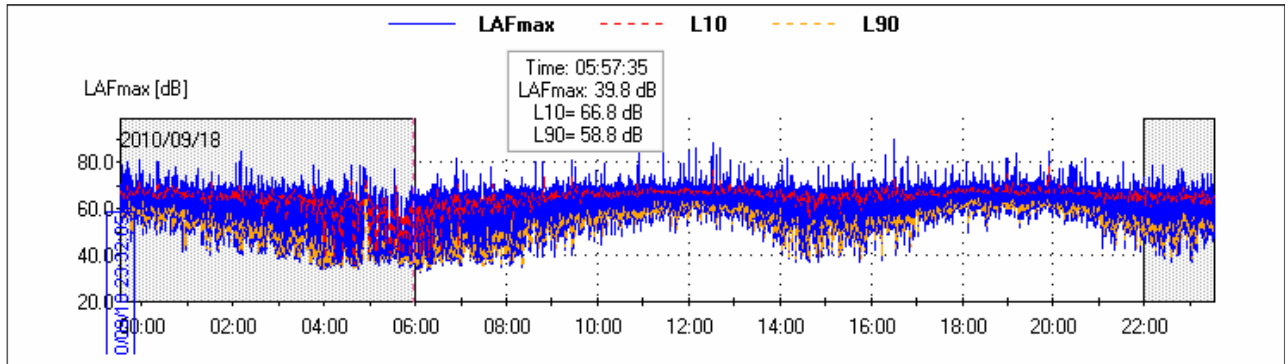
LIVELLI di Impuls – fast – slow massimi nelle 16 ore diurne

LIVELLI DI IMPULS- FAST E SLOW MAX DIURNI		
LAIp [dB]	LASp [dB]	LAFp [dB]
83.7	77.1	81.5
88.6	80.3	86.2
89.6	85.4	88.2
90.4	86	89.8
84.3	77.3	81.7
90.4	86	89.8

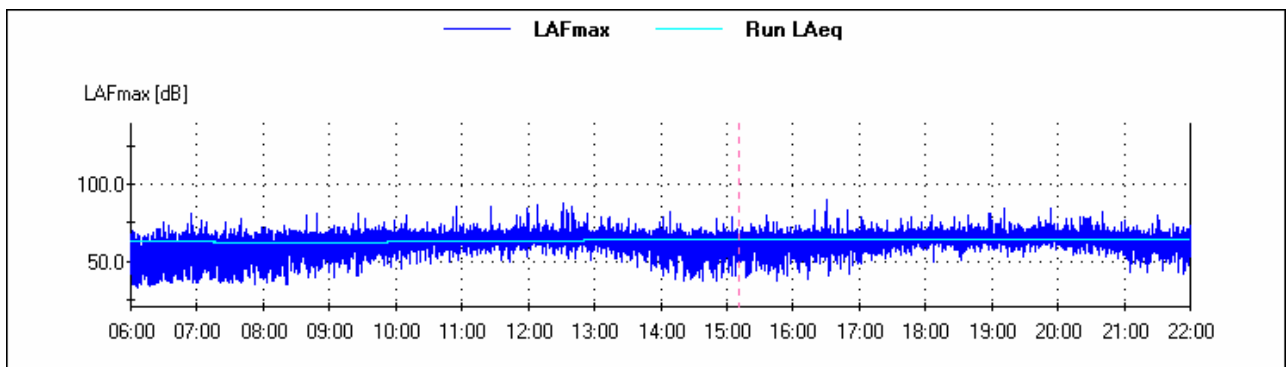
LIVELLI di Impuls – fast – slow massimi nelle 8 ore notturni

LIVELLI DI IMPULS- FAST E SLOW MAX NOTTURNI		
LAIp [dB]	LASp [dB]	LAFp [dB]
86.3	80.3	84.7
83.5	76.9	78.9
82.2	74.4	78.8
86.3	80.3	84.7

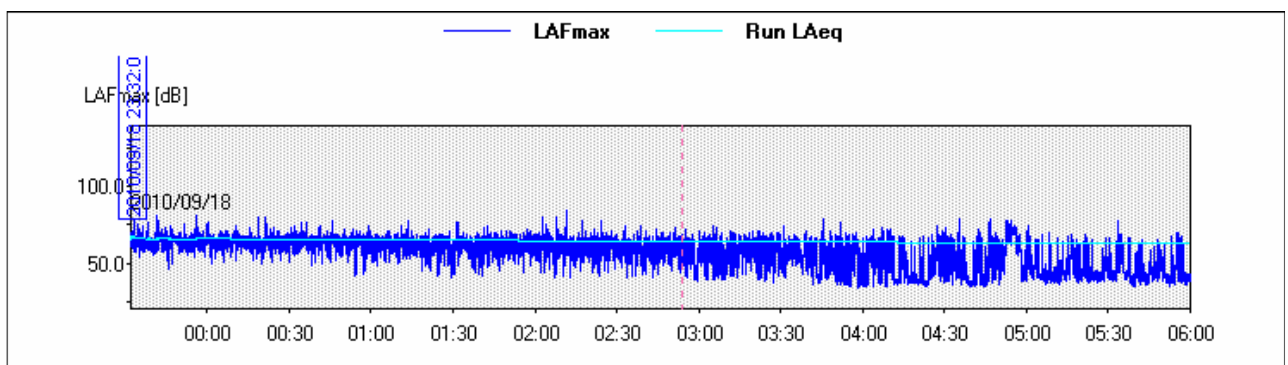
TIME HISTORY L10 – L90



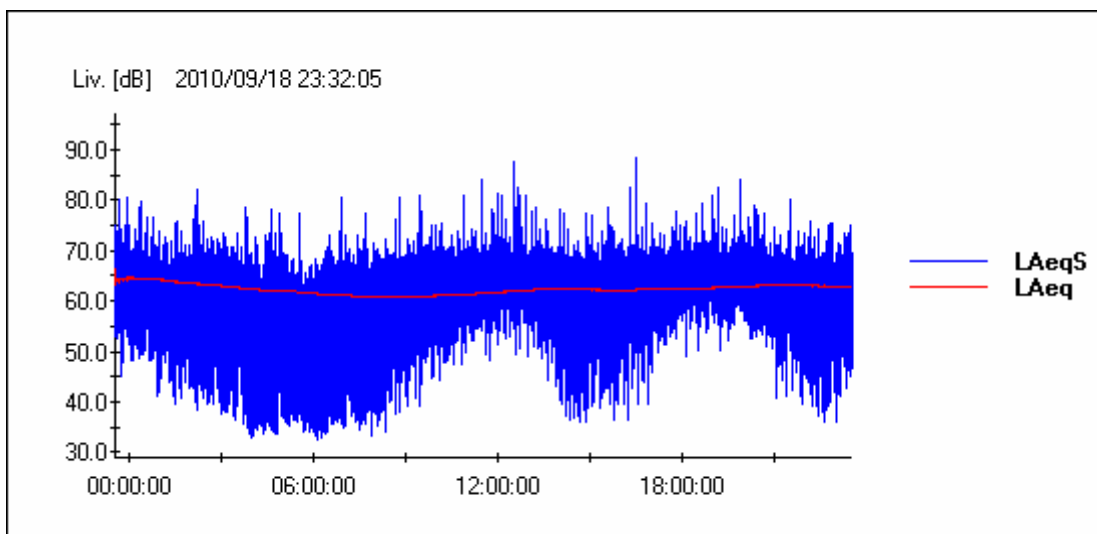
RUNNING Leq DIURNO



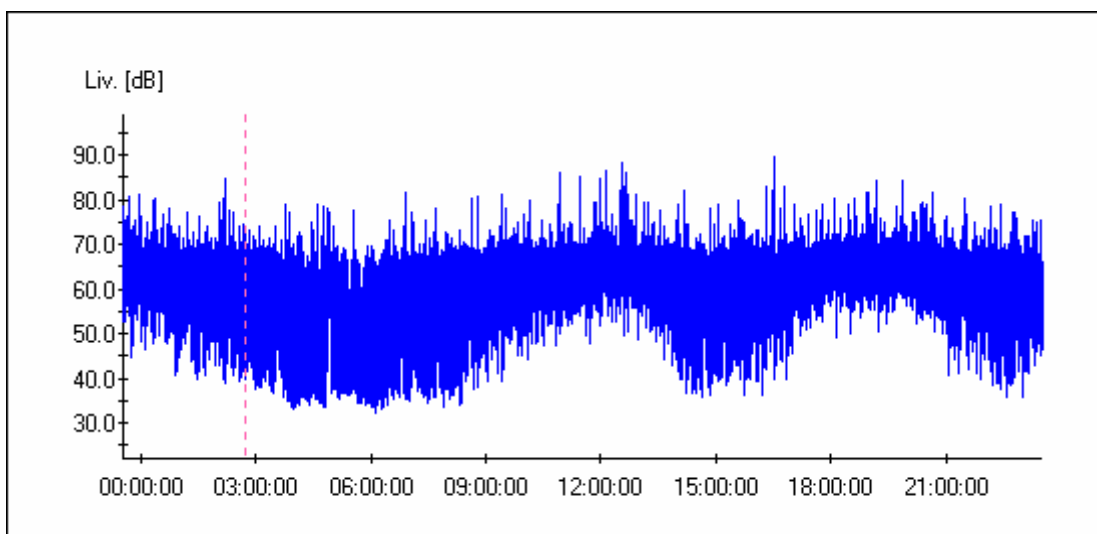
RUNNING Leq NOTTURNO



LA TIME HISTORY LIVELLO EQUIVALENTE PONDERATO "A"



LA TIME HISTORY LIVELLO PRESSIONE SONORA PONDERATA "A"



R2 - MISURE DI 24 ORE CON POSTAZIONE SEMI-FISSE

Punto

Ricettore

Indirizzo

	R_S_PAN 4-2	PANOR. DELLO STRETTO
Descrizione del punto di misura/ricettore		
<p><i>L'asta estensibile con il microfono posto all'altezza di mt. 4,00 dal piano di campagna è stata collocata sul marciapiede adiacente la carreggiata stradale</i></p>		

Caratterizzazione del punto di misura/ricettore		
Zonizzazione acustica e limiti diurni/notturni		
<input type="checkbox"/>	Classe I	50 /40 dB(a)
<input type="checkbox"/>	Classe II	55 / 45 dB(a)
<input checked="" type="checkbox"/>	Classe III	60 / 50 dB(a)
<input type="checkbox"/>	Classe IV	65 / 55 dB(a)
<input type="checkbox"/>	Classe V	70 / 60 dB(a)
<input type="checkbox"/>	Classe VI	70 / 70 dB(a)
Caratterizzazione delle sorgenti di rumore		
Tipologia	<input checked="" type="checkbox"/>	Traffico stradale
	<input type="checkbox"/>	Traffico ferroviario
	<input type="checkbox"/>	Cantiere
	<input type="checkbox"/>	Altro
Descrizione		
Strumentazione adottata		
Fonometro modello HD 2110 Classe 1, numero di serie 10060132243, - preamplificatore HD 2110 P, - microfono MK 221, numero di serie 34208 - Calibratore HD 2020 Classe 1 090 29825		
Punto	Ricettore	Indirizzo
	R_S_PAN 4-2	PANOR. DELLO STRETTO

Sintesi misure (ante e post mascheramenti eventi anomali o sorgenti regolamentate da DPR)

Periodo	TR	Data	L _{AeqTR} [dBA]	K _I [dBA]	K _T [dBA]	K _B [dBA]	L _{AeqTRC} [dBA]	L _{lim} [dBA]
Giorno	6-22h	23/09/10	73.9	0	0		73.9	60
Notte	22-6h	23/09/10	71.8	0	0	0	71.8	50

RISULTATI MISURE

Codice misura	R_S_PAN 4-2
Data inizio	23/09/2010
Ora inizio	23.00.29
Note	

Parametri		24 ore	Giorno (T _R = 6/22)	Notte (T _R = 22/6)
L _{AeqTR}	[dBA]	73.3	73.9	71.8
L1	[dBA]	83.0	84.0	80.0
L5	[dBA]	78.5	79.5	77.5
L10	[dBA]	76.3	76.7	75.8
L50	[dBA]	68.3	68.3	68.3
L90	[dBA]	61.0	62.6	56.7
L95	[dBA]	58.0	61.5	54.5
L99	[dBA]	53.0	60.0	50.0
L _I max	[dBA]	106.4	106.4	95.9
L _F max	[dBA]	102.2	102.2	91.3
L _S max	[dBA]	96.0	96.0	84.2
K _I	[dBA]	0	0	0
K _T	[dBA]	0	0	0
K _B	[dBA]	0	0	0
L _{AeqTRC}		73.3	73.9	71.8

Note:

la misurazione è stata interrotta causa pioggia alla ore 19

Punto	Ricettore	Indirizzo
	R_S_PAN 4-2	PANOR. DELLO STRETTO

Sorgente stradale: _____

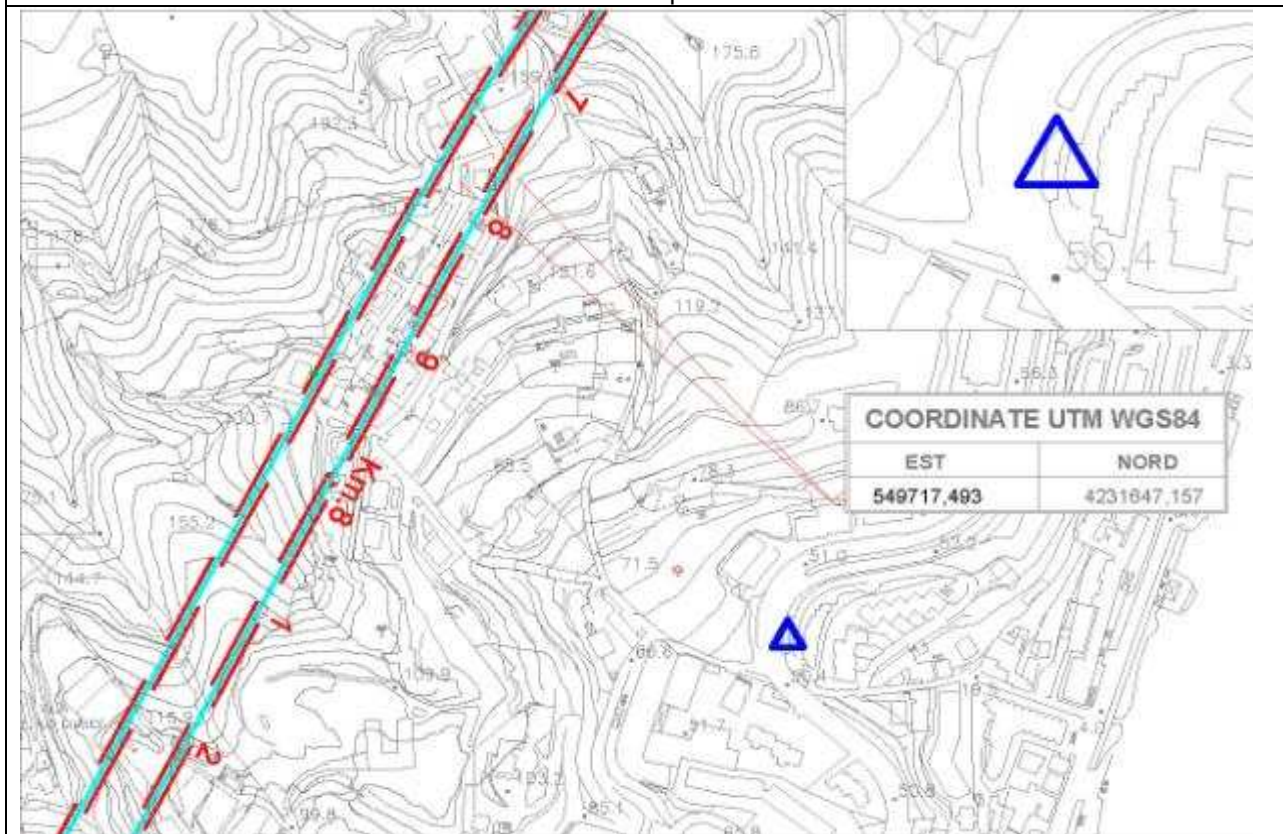
	6/9h	9/14h	14/19h	19/22h	Media	22/2h	2/6 h	Media
Veic. Leggeri / 10'	30	118	104	106	89.5	54	22	38
Veic. Pesanti / 10'	7	9	10	11	9.25	8	3	5.5
Motocicli / 10'	4	19	18	17	14.5	6	1	3.5
	6/9h	9/14h	14/19h	19/22h	Media	22/2h	2/6 h	Media
Condizioni cielo	SERENO	NUV.	NUV.					
Temperatura	19	24.5	26.2		23.23			
Umidità relativa	55	62	74		63.67			
Velocità vento	1.2	1.8	1.8		1.6			
Direzione vento	S S E	S S E	N					

Fotografia del punto di misura



Punto	Ricettore	Indirizzo
	R_S_PAN 4-2	PANOR. DELLO STRETTO

Localizzazione planimetrica



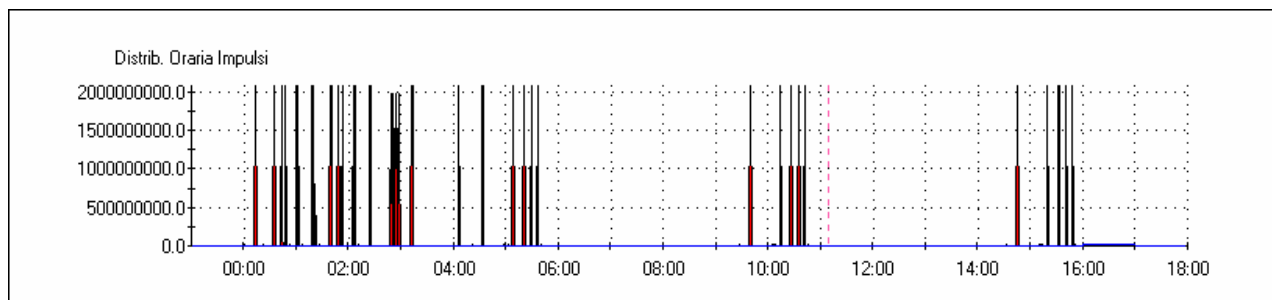
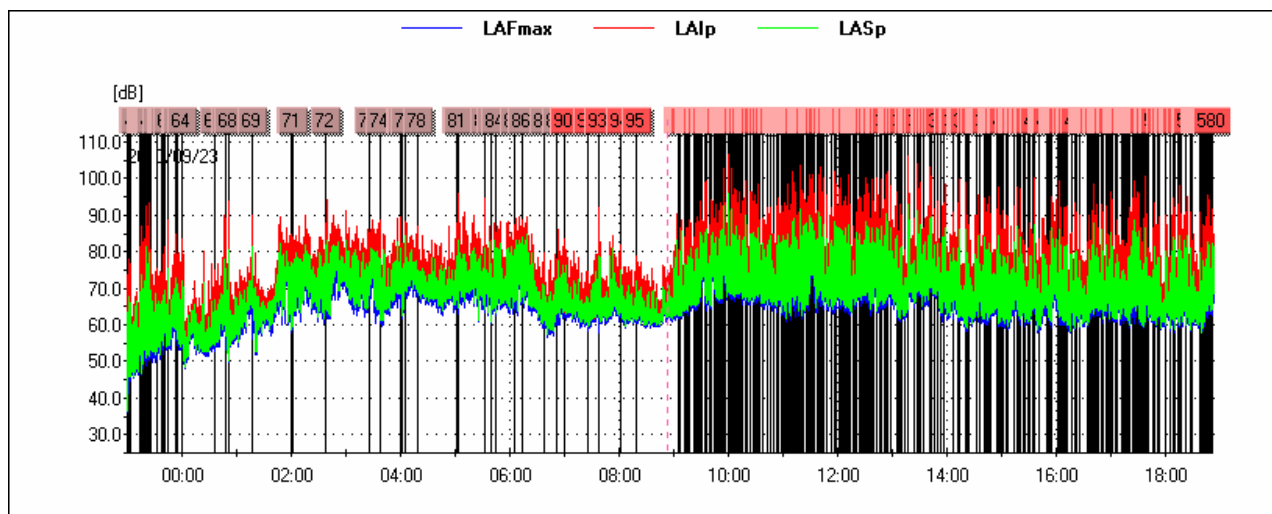
DATA	Tecnico competente: Studio tecnico ing. Giovanni Chiovetta	
	geom. Antonino Campione	Ing. Giovanni Chiovetta

RICONOSCIMENTO COMPONENTI IMPULSIVE

Il rumore presenta Componenti Impulsive (CI) quando sono verificate le condizioni seguenti:

- ripetitività di n° eventi impulsivi (n°10/ora di giorno e n°2/ora di notte);
- differenza tra LAImax e LASmax superiore a 6 dB;
- durata dell'evento a -10 dB dal valore LAFmax inferiore a 1 s.

La ripetitività viene dimostrata mediante registrazione grafica del livello di pressione sonora ponderato A fast effettuata durante il tempo di misura TM.



Lista degli impulsi nelle 24 ore

Ev	Inizio	Durata 10dB[s]	LAFmax-	LAFmax[dB]	LAImax - LASmax [dB]
1	2010/09/23 23:02:05	0.750		74.6	10.1
2	2010/09/23 23:02:36	0.875		63.4	7.4
3	2010/09/23 23:03:55	0.625		73.6	10.9
4	2010/09/23 23:03:59	0.625		69.6	11.0
5	2010/09/23 23:13:43	0.625		73.5	12.1
6	2010/09/23 23:14:06	0.625		77.1	12.1
7	2010/09/23 23:14:12	0.500		71.2	12.0
8	2010/09/23 23:14:12	0.625		67.0	11.8
9	2010/09/23 23:15:31	0.500		82.4	13.2
10	2010/09/23 23:15:34	0.875		78.7	10.7

11	2010/09/23 23:17:26	0.750	68.0	11.9
12	2010/09/23 23:17:32	0.875	71.2	11.5
13	2010/09/23 23:17:55	0.500	74.0	12.4
14	2010/09/23 23:17:56	0.500	78.1	12.5
15	2010/09/23 23:17:57	0.750	72.6	10.7
16	2010/09/23 23:17:58	0.875	69.2	9.7
17	2010/09/23 23:19:14	0.500	78.5	12.7
18	2010/09/23 23:19:22	0.625	80.2	11.8
19	2010/09/23 23:19:29	0.500	77.5	12.9
20	2010/09/23 23:19:33	0.625	73.1	9.9
21	2010/09/23 23:19:57	0.625	71.0	11.8
22	2010/09/23 23:20:07	0.625	79.8	11.5
23	2010/09/23 23:20:09	0.500	66.8	12.8
24	2010/09/23 23:20:12	0.625	79.0	10.2
25	2010/09/23 23:20:19	0.750	72.4	11.1
26	2010/09/23 23:20:50	0.750	88.1	11.4
27	2010/09/23 23:20:51	0.625	81.6	11.1
28	2010/09/23 23:21:00	0.625	74.2	13.4
29	2010/09/23 23:21:25	0.625	73.3	9.7
30	2010/09/23 23:21:42	0.625	82.8	11.2
31	2010/09/23 23:22:16	0.875	75.5	12.1
32	2010/09/23 23:22:30	0.625	79.0	12.9
33	2010/09/23 23:22:42	0.875	72.5	9.6
34	2010/09/23 23:23:21	1.000	74.0	9.8
35	2010/09/23 23:23:22	1.000	76.1	9.4
36	2010/09/23 23:23:24	0.625	78.9	11.3
37	2010/09/23 23:23:59	0.500	82.7	12.0
38	2010/09/23 23:24:01	0.625	76.5	9.2
39	2010/09/23 23:24:06	1.000	78.3	12.6
40	2010/09/23 23:24:39	0.625	85.4	13.3
41	2010/09/23 23:24:47	0.500	83.3	13.2
42	2010/09/23 23:24:53	0.625	80.8	12.7
43	2010/09/23 23:24:55	0.625	78.5	12.2
44	2010/09/23 23:25:05	0.625	88.5	13.8
45	2010/09/23 23:25:13	0.500	82.0	12.9
46	2010/09/23 23:25:23	0.750	74.2	11.7
47	2010/09/23 23:25:44	0.625	73.2	12.7
48	2010/09/23 23:32:21	0.875	72.1	9.6
49	2010/09/23 23:33:10	1.000	71.2	11.0
50	2010/09/23 23:38:07	1.000	69.3	11.2
51	2010/09/23 23:39:05	0.750	73.5	10.2
52	2010/09/23 23:39:36	1.000	73.7	10.4
53	2010/09/23 23:39:40	1.000	70.7	11.0
54	2010/09/23 23:39:45	0.625	73.5	11.6
55	2010/09/23 23:39:47	0.875	74.8	11.2
56	2010/09/23 23:40:15	0.750	73.4	11.9
57	2010/09/23 23:40:23	0.750	75.3	11.8
58	2010/09/23 23:40:28	0.875	71.4	10.1

59	2010/09/23 23:41:45	1.000	75.0	10.6
60	2010/09/23 23:41:59	0.750	77.2	12.2
61	2010/09/23 23:44:14	0.625	83.9	12.9
62	2010/09/23 23:53:22	0.875	80.5	11.8
63	2010/09/23 23:55:44	1.000	73.8	11.8
64	2010/09/23 23:59:55	1.000	79.1	13.3
65	2010/09/24 00:37:15	1.000	71.8	7.9
66	2010/09/24 00:49:15	0.500	84.0	13.5
67	2010/09/24 00:51:09	0.625	89.2	13.1
68	2010/09/24 00:51:36	0.625	77.7	11.5
69	2010/09/24 01:17:12	0.625	84.0	12.5
70	2010/09/24 01:59:59	0.875	76.1	9.4
71	2010/09/24 02:02:31	0.750	76.3	10.7
72	2010/09/24 02:37:41	1.000	84.1	7.6
73	2010/09/24 03:26:13	0.875	79.1	8.9
74	2010/09/24 03:38:18	1.000	84.0	12.6
75	2010/09/24 04:00:16	1.000	83.5	7.1
76	2010/09/24 04:02:46	1.000	75.2	10.7
77	2010/09/24 04:05:55	1.000	81.1	9.6
78	2010/09/24 04:19:21	0.750	82.1	11.5
79	2010/09/24 05:02:41	0.750	83.4	10.2
80	2010/09/24 05:03:07	0.625	87.8	12.5
81	2010/09/24 05:03:47	0.625	91.3	12.9
82	2010/09/24 05:32:56	0.500	89.6	13.5
83	2010/09/24 05:39:57	0.625	78.4	12.0
84	2010/09/24 05:44:22	1.000	80.0	6.5
85	2010/09/24 06:06:26	0.875	82.8	8.6
86	2010/09/24 06:14:03	0.875	86.6	8.3
87	2010/09/24 06:37:33	0.875	76.6	9.1
88	2010/09/24 06:37:58	1.000	73.8	9.4
89	2010/09/24 06:51:29	0.750	73.3	7.4
90	2010/09/24 07:00:08	0.875	79.3	8.5
91	2010/09/24 07:26:39	0.875	72.8	7.6
92	2010/09/24 07:38:03	0.625	87.2	13.2
93	2010/09/24 07:38:14	0.750	79.6	10.8
94	2010/09/24 08:01:55	1.000	79.9	6.8
95	2010/09/24 08:19:37	1.000	75.6	8.6
96	2010/09/24 09:05:21	0.875	77.4	9.6
97	2010/09/24 09:08:11	1.000	82.7	9.1
98	2010/09/24 09:12:11	0.750	81.0	9.5
99	2010/09/24 09:12:45	0.875	81.0	9.4
100	2010/09/24 09:14:34	0.750	83.1	10.4
101	2010/09/24 09:14:39	0.750	78.0	8.8
102	2010/09/24 09:15:11	1.000	82.1	9.0
103	2010/09/24 09:16:01	0.625	79.2	10.5
104	2010/09/24 09:16:32	1.000	82.9	9.0
105	2010/09/24 09:16:35	1.000	82.5	10.7
106	2010/09/24 09:16:36	0.875	79.7	8.3

107	2010/09/24 09:17:15	0.750	83.3	8.5
108	2010/09/24 09:17:27	0.750	81.1	9.6
109	2010/09/24 09:17:46	0.625	80.3	11.1
110	2010/09/24 09:23:09	1.000	78.9	8.5
111	2010/09/24 09:24:40	0.625	84.3	11.4
112	2010/09/24 09:24:46	0.875	83.0	12.0
113	2010/09/24 09:25:06	0.875	79.9	7.9
114	2010/09/24 09:25:23	1.000	87.3	8.5
115	2010/09/24 09:27:08	0.875	84.5	10.3
116	2010/09/24 09:28:09	0.875	81.9	8.7
117	2010/09/24 09:30:06	1.000	82.2	7.6
118	2010/09/24 09:30:10	1.000	83.2	11.1
119	2010/09/24 09:31:45	0.750	83.6	9.7
120	2010/09/24 09:34:10	0.625	93.9	13.7
121	2010/09/24 09:35:04	0.875	87.6	11.0
122	2010/09/24 09:35:36	0.750	85.5	8.6
123	2010/09/24 09:35:49	1.000	84.1	11.7
124	2010/09/24 09:36:11	0.625	94.3	13.5
125	2010/09/24 09:39:43	0.750	82.1	9.4
126	2010/09/24 09:40:55	1.000	87.1	9.6
127	2010/09/24 09:41:20	0.750	88.4	10.0
128	2010/09/24 09:41:34	0.875	86.2	9.4
129	2010/09/24 09:45:31	0.750	82.9	9.3
130	2010/09/24 09:45:38	0.750	82.5	8.6
131	2010/09/24 09:46:00	0.875	85.5	10.4
132	2010/09/24 09:46:41	1.000	82.9	10.3
133	2010/09/24 09:47:47	0.625	82.7	11.3
134	2010/09/24 09:48:03	0.750	80.3	9.7
135	2010/09/24 09:48:13	1.000	84.8	9.0
136	2010/09/24 09:50:50	1.000	83.4	11.3
137	2010/09/24 09:52:36	0.625	83.3	10.5
138	2010/09/24 09:52:37	0.875	81.7	7.8
139	2010/09/24 09:53:38	1.000	81.4	9.6
140	2010/09/24 09:55:31	0.625	97.0	13.5
141	2010/09/24 09:55:51	1.000	97.9	11.7
142	2010/09/24 09:55:53	1.000	89.3	10.4
143	2010/09/24 09:56:06	0.750	96.4	11.7
144	2010/09/24 09:57:06	0.750	88.8	9.8
145	2010/09/24 09:57:08	0.750	87.2	10.1
146	2010/09/24 09:59:52	1.000	86.4	7.6
147	2010/09/24 09:59:56	0.750	91.3	13.1
148	2010/09/24 10:00:34	0.875	96.3	12.8
149	2010/09/24 10:00:35	0.875	98.0	10.1
150	2010/09/24 10:00:40	0.875	95.3	9.4
151	2010/09/24 10:02:44	0.625	85.7	12.1
152	2010/09/24 10:03:22	0.625	88.7	13.2
153	2010/09/24 10:04:18	0.875	87.0	12.9
154	2010/09/24 10:04:21	0.750	99.1	11.2

155	2010/09/24 10:04:25	0.875	91.2	9.8
156	2010/09/24 10:04:28	0.625	89.5	10.7
157	2010/09/24 10:04:32	0.750	86.2	8.4
158	2010/09/24 10:05:20	0.875	83.8	9.2
159	2010/09/24 10:05:46	0.875	81.7	8.3
160	2010/09/24 10:06:01	0.625	84.8	10.4
161	2010/09/24 10:06:50	0.875	87.5	10.9
162	2010/09/24 10:08:52	0.750	91.1	11.1
163	2010/09/24 10:09:35	0.750	89.0	12.4
164	2010/09/24 10:09:52	1.000	84.5	8.9
165	2010/09/24 10:10:31	0.750	86.5	9.5
166	2010/09/24 10:11:51	0.625	85.5	11.3
167	2010/09/24 10:12:04	0.875	80.6	7.5
168	2010/09/24 10:12:29	0.500	91.6	13.7
169	2010/09/24 10:13:01	0.750	86.9	11.0
170	2010/09/24 10:13:44	1.000	83.7	7.0
171	2010/09/24 10:15:26	0.875	86.1	13.1
172	2010/09/24 10:18:41	0.625	94.0	13.4
173	2010/09/24 10:20:34	1.000	81.5	7.6
174	2010/09/24 10:21:23	0.750	85.5	6.5
175	2010/09/24 10:23:58	1.000	86.9	9.2
176	2010/09/24 10:25:19	0.875	91.3	11.5
177	2010/09/24 10:27:27	1.000	83.8	7.6
178	2010/09/24 10:29:05	0.875	90.9	11.7
179	2010/09/24 10:29:55	0.750	89.7	10.0
180	2010/09/24 10:31:14	0.750	83.9	8.2
181	2010/09/24 10:31:15	1.000	83.1	6.5
182	2010/09/24 10:32:38	0.875	93.7	12.2
183	2010/09/24 10:32:45	0.875	90.4	10.1
184	2010/09/24 10:32:50	1.000	87.8	8.3
185	2010/09/24 10:34:34	0.875	81.0	8.6
186	2010/09/24 10:38:45	0.750	79.2	10.5
187	2010/09/24 10:42:50	0.750	84.8	10.5
188	2010/09/24 10:44:08	1.000	80.3	6.8
189	2010/09/24 10:47:14	0.750	83.7	10.6
190	2010/09/24 10:49:35	0.625	81.1	9.0
191	2010/09/24 10:54:09	1.000	81.9	7.4
192	2010/09/24 10:54:29	0.625	83.2	11.2
193	2010/09/24 10:54:34	0.875	83.8	11.2
194	2010/09/24 10:55:43	0.750	84.8	12.7
195	2010/09/24 10:58:30	0.875	86.0	10.2
196	2010/09/24 11:00:18	0.750	85.8	11.6
197	2010/09/24 11:01:42	0.750	83.6	11.2
198	2010/09/24 11:02:18	1.000	79.4	6.6
199	2010/09/24 11:02:36	0.875	85.1	11.0
200	2010/09/24 11:02:41	1.000	86.8	9.1
201	2010/09/24 11:04:04	0.625	88.2	10.9
202	2010/09/24 11:04:14	0.875	84.0	9.7

203	2010/09/24 11:05:56	0.750	87.8	11.2
204	2010/09/24 11:05:58	0.625	86.8	10.1
205	2010/09/24 11:06:08	0.750	93.3	13.9
206	2010/09/24 11:06:14	1.000	83.2	8.9
207	2010/09/24 11:06:47	0.875	82.9	11.6
208	2010/09/24 11:06:59	0.875	83.6	11.1
209	2010/09/24 11:07:02	0.750	75.6	8.5
210	2010/09/24 11:08:56	0.750	82.3	8.4
211	2010/09/24 11:08:57	0.750	80.9	8.0
212	2010/09/24 11:10:07	0.625	91.1	10.7
213	2010/09/24 11:10:15	0.625	96.9	13.6
214	2010/09/24 11:10:28	0.625	83.3	10.6
215	2010/09/24 11:10:36	0.750	85.5	11.5
216	2010/09/24 11:10:56	0.750	90.0	8.6
217	2010/09/24 11:11:07	0.625	91.7	13.6
218	2010/09/24 11:11:09	1.000	88.0	8.5
219	2010/09/24 11:12:13	0.875	87.2	11.3
220	2010/09/24 11:12:55	0.750	87.7	8.5
221	2010/09/24 11:13:03	1.000	92.1	10.7
222	2010/09/24 11:13:35	1.000	83.6	7.4
223	2010/09/24 11:14:39	0.625	83.4	9.9
224	2010/09/24 11:14:47	0.750	87.9	8.8
225	2010/09/24 11:15:00	0.875	88.2	9.8
226	2010/09/24 11:15:03	0.875	89.6	11.1
227	2010/09/24 11:15:10	1.000	85.6	7.1
228	2010/09/24 11:15:15	0.750	85.5	10.0
229	2010/09/24 11:15:19	0.875	84.6	9.6
230	2010/09/24 11:15:22	1.000	84.2	11.5
231	2010/09/24 11:15:23	1.000	86.3	8.2
232	2010/09/24 11:15:59	1.000	83.4	7.6
233	2010/09/24 11:16:10	0.625	83.8	10.7
234	2010/09/24 11:16:30	1.000	85.5	11.2
235	2010/09/24 11:16:39	0.875	80.4	7.5
236	2010/09/24 11:16:48	0.875	78.4	6.6
237	2010/09/24 11:16:50	0.750	82.3	10.0
238	2010/09/24 11:16:53	0.625	84.6	9.8
239	2010/09/24 11:18:56	1.000	87.4	9.0
240	2010/09/24 11:20:18	0.750	91.8	12.5
241	2010/09/24 11:23:03	0.750	87.4	11.9
242	2010/09/24 11:26:04	1.000	78.3	8.1
243	2010/09/24 11:27:05	0.875	79.5	10.6
244	2010/09/24 11:27:20	0.625	83.4	12.2
245	2010/09/24 11:27:24	0.750	87.6	11.7
246	2010/09/24 11:27:43	1.000	81.6	11.3
247	2010/09/24 11:30:09	0.625	92.7	11.4
248	2010/09/24 11:30:29	0.625	94.4	12.1
249	2010/09/24 11:30:30	1.000	89.4	11.5
250	2010/09/24 11:30:31	0.875	97.3	10.8

251	2010/09/24 11:30:32	0.750	92.9	10.9
252	2010/09/24 11:30:43	1.000	95.3	10.8
253	2010/09/24 11:33:49	0.875	89.7	9.9
254	2010/09/24 11:33:50	0.875	95.8	13.1
255	2010/09/24 11:34:58	1.000	92.5	10.0
256	2010/09/24 11:37:44	1.000	83.8	7.9
257	2010/09/24 11:39:55	1.000	86.0	10.5
258	2010/09/24 11:40:22	0.875	90.2	13.3
259	2010/09/24 11:40:33	0.750	92.3	13.6
260	2010/09/24 11:40:35	1.000	92.3	8.9
261	2010/09/24 11:40:47	0.625	96.4	12.8
262	2010/09/24 11:40:50	0.625	96.9	13.7
263	2010/09/24 11:41:21	0.625	92.3	12.5
264	2010/09/24 11:41:43	0.500	95.3	13.5
265	2010/09/24 11:42:00	0.875	93.5	11.4
266	2010/09/24 11:42:06	0.500	92.6	12.2
267	2010/09/24 11:42:20	0.500	93.9	13.8
268	2010/09/24 11:42:22	0.625	96.4	12.9
269	2010/09/24 11:42:48	0.500	91.7	12.4
270	2010/09/24 11:44:40	0.875	95.3	12.8
271	2010/09/24 11:48:23	0.625	91.5	12.0
272	2010/09/24 11:48:33	1.000	84.6	11.4
273	2010/09/24 11:53:07	0.875	81.7	9.8
274	2010/09/24 11:54:08	0.875	80.0	6.2
275	2010/09/24 11:54:23	1.000	77.7	7.7
276	2010/09/24 11:56:48	0.625	96.9	13.7
277	2010/09/24 11:56:51	0.750	78.4	14.9
278	2010/09/24 11:56:54	1.000	87.9	9.5
279	2010/09/24 11:57:33	1.000	86.1	9.5
280	2010/09/24 11:57:39	0.875	81.9	6.3
281	2010/09/24 11:58:42	0.875	91.4	9.9
282	2010/09/24 12:01:50	0.750	87.7	11.1
283	2010/09/24 12:02:24	1.000	87.6	11.3
284	2010/09/24 12:02:58	0.625	88.6	11.7
285	2010/09/24 12:04:40	0.500	95.2	13.7
286	2010/09/24 12:05:36	0.875	86.7	8.0
287	2010/09/24 12:06:20	0.750	82.9	10.7
288	2010/09/24 12:06:24	1.000	82.9	7.2
289	2010/09/24 12:06:55	1.000	82.4	8.6
290	2010/09/24 12:09:13	1.000	83.7	9.7
291	2010/09/24 12:09:27	0.750	85.1	10.7
292	2010/09/24 12:10:07	1.000	84.3	10.8
293	2010/09/24 12:10:15	0.500	87.9	13.6
294	2010/09/24 12:10:43	0.625	81.6	7.3
295	2010/09/24 12:13:13	0.625	96.0	13.7
296	2010/09/24 12:14:26	0.625	85.7	11.9
297	2010/09/24 12:14:51	0.750	88.8	11.7
298	2010/09/24 12:14:53	0.625	83.1	9.2

299	2010/09/24 12:18:18	0.750	81.5	11.1
300	2010/09/24 12:18:46	0.625	78.3	11.2
301	2010/09/24 12:19:09	0.875	79.9	8.8
302	2010/09/24 12:19:51	0.875	79.1	7.1
303	2010/09/24 12:20:52	0.625	86.3	9.0
304	2010/09/24 12:24:12	0.750	80.1	10.5
305	2010/09/24 12:25:01	0.750	90.1	11.7
306	2010/09/24 12:26:18	1.000	82.7	11.9
307	2010/09/24 12:26:24	0.625	82.6	11.1
308	2010/09/24 12:26:29	0.625	89.9	13.0
309	2010/09/24 12:26:33	0.875	80.0	6.1
310	2010/09/24 12:26:52	0.625	90.0	12.5
311	2010/09/24 12:27:42	1.000	85.5	8.5
312	2010/09/24 12:29:51	0.750	86.7	11.5
313	2010/09/24 12:31:15	1.000	90.6	9.7
314	2010/09/24 12:32:02	0.750	88.8	9.9
315	2010/09/24 12:32:41	0.875	88.3	9.7
316	2010/09/24 12:32:53	0.750	86.2	11.3
317	2010/09/24 12:32:59	0.625	81.3	10.4
318	2010/09/24 12:33:00	0.750	85.3	11.2
319	2010/09/24 12:33:01	1.000	81.6	8.8
320	2010/09/24 12:33:06	0.625	94.8	11.4
321	2010/09/24 12:33:33	0.750	85.6	9.9
322	2010/09/24 12:34:25	0.625	81.7	10.8
323	2010/09/24 12:34:27	0.625	81.6	9.8
324	2010/09/24 12:37:17	1.000	77.6	9.8
325	2010/09/24 12:37:43	0.625	94.8	13.1
326	2010/09/24 12:38:14	0.875	79.2	10.7
327	2010/09/24 12:38:17	0.875	83.8	6.6
328	2010/09/24 12:39:08	1.000	89.0	13.4
329	2010/09/24 12:43:15	0.750	95.7	13.7
330	2010/09/24 12:46:40	0.750	85.1	11.1
331	2010/09/24 12:48:27	0.750	86.7	10.1
332	2010/09/24 12:48:38	0.750	94.9	13.2
333	2010/09/24 12:51:31	0.875	85.9	10.1
334	2010/09/24 12:51:48	0.750	84.4	11.0
335	2010/09/24 12:53:47	0.625	96.5	9.4
336	2010/09/24 12:54:59	0.625	97.1	14.0
337	2010/09/24 12:58:50	0.750	89.3	12.8
338	2010/09/24 13:06:15	0.500	80.2	11.2
339	2010/09/24 13:06:23	0.750	92.2	12.2
340	2010/09/24 13:07:40	0.875	78.1	8.1
341	2010/09/24 13:07:42	0.875	75.0	8.2
342	2010/09/24 13:07:52	0.875	81.9	10.4
343	2010/09/24 13:09:50	0.625	88.8	11.9
344	2010/09/24 13:09:56	1.000	87.2	10.2
345	2010/09/24 13:10:25	1.000	78.9	7.3
346	2010/09/24 13:10:54	0.750	79.6	10.5

347	2010/09/24 13:10:55	0.625	81.4	11.2
348	2010/09/24 13:13:43	0.750	73.9	7.8
349	2010/09/24 13:18:22	0.625	96.6	14.1
350	2010/09/24 13:24:08	0.750	84.7	11.8
351	2010/09/24 13:27:38	0.625	99.6	12.7
352	2010/09/24 13:29:22	0.500	92.3	12.4
353	2010/09/24 13:29:47	0.875	89.8	10.1
354	2010/09/24 13:29:53	1.000	83.4	6.4
355	2010/09/24 13:31:44	0.750	90.8	11.0
356	2010/09/24 13:34:24	1.000	80.1	7.3
357	2010/09/24 13:42:25	0.625	98.0	13.9
358	2010/09/24 13:42:34	1.000	91.3	13.5
359	2010/09/24 13:46:20	1.000	85.6	8.8
360	2010/09/24 13:49:50	0.625	89.9	11.7
361	2010/09/24 13:53:25	1.000	76.4	8.8
362	2010/09/24 13:54:11	0.750	79.4	9.1
363	2010/09/24 13:56:41	0.625	88.4	11.9
364	2010/09/24 13:57:03	0.875	85.0	11.1
365	2010/09/24 13:57:09	0.875	90.1	9.4
366	2010/09/24 13:57:53	0.750	81.2	9.7
367	2010/09/24 14:08:09	1.000	86.9	10.9
368	2010/09/24 14:11:56	0.875	76.6	8.8
369	2010/09/24 14:12:34	0.750	88.8	12.7
370	2010/09/24 14:13:26	0.500	95.2	13.7
371	2010/09/24 14:13:38	1.000	86.5	12.0
372	2010/09/24 14:20:28	0.750	88.7	9.2
373	2010/09/24 14:20:49	0.750	78.5	8.7
374	2010/09/24 14:23:09	0.750	86.7	10.5
375	2010/09/24 14:23:37	0.875	84.0	10.9
376	2010/09/24 14:23:42	0.875	75.3	8.0
377	2010/09/24 14:23:48	0.625	83.9	10.5
378	2010/09/24 14:32:43	0.875	77.7	8.6
379	2010/09/24 14:32:51	0.625	85.9	12.0
380	2010/09/24 14:33:56	0.875	83.9	10.6
381	2010/09/24 14:35:55	0.875	75.5	9.9
382	2010/09/24 14:41:45	0.750	87.2	11.8
383	2010/09/24 14:41:56	0.750	91.5	10.7
384	2010/09/24 14:42:41	0.750	81.1	9.3
385	2010/09/24 14:45:03	1.000	82.5	9.5
386	2010/09/24 14:45:20	0.625	88.6	12.3
387	2010/09/24 14:47:34	0.750	90.4	12.7
388	2010/09/24 14:48:47	0.750	83.1	10.3
389	2010/09/24 14:54:47	0.500	87.3	12.7
390	2010/09/24 14:55:07	1.000	80.8	9.0
391	2010/09/24 14:55:56	1.000	85.9	10.1
392	2010/09/24 14:56:06	0.875	79.7	8.2
393	2010/09/24 14:57:15	0.750	84.1	10.6
394	2010/09/24 14:57:31	1.000	85.2	8.7

395	2010/09/24 14:57:36	1.000	89.4	12.1
396	2010/09/24 14:57:52	0.625	92.8	13.7
397	2010/09/24 14:57:57	0.875	90.4	11.8
398	2010/09/24 14:59:35	0.875	85.2	11.9
399	2010/09/24 15:00:40	0.875	77.2	7.6
400	2010/09/24 15:02:06	0.875	74.6	9.1
401	2010/09/24 15:02:13	0.750	76.8	11.2
402	2010/09/24 15:02:35	0.750	86.7	12.5
403	2010/09/24 15:05:32	1.000	77.1	7.9
404	2010/09/24 15:06:00	0.500	85.1	13.1
405	2010/09/24 15:06:38	1.000	79.6	9.7
406	2010/09/24 15:06:56	0.875	86.0	10.5
407	2010/09/24 15:07:42	1.000	79.4	11.3
408	2010/09/24 15:13:57	0.750	88.5	11.9
409	2010/09/24 15:17:57	0.750	89.5	11.9
410	2010/09/24 15:18:16	0.875	76.0	10.7
411	2010/09/24 15:18:25	0.750	75.6	9.9
412	2010/09/24 15:18:55	0.875	84.2	7.7
413	2010/09/24 15:19:28	0.875	79.1	9.8
414	2010/09/24 15:21:04	0.875	78.7	9.6
415	2010/09/24 15:21:25	1.000	85.8	11.7
416	2010/09/24 15:21:42	0.625	92.7	13.1
417	2010/09/24 15:25:21	0.875	79.3	8.3
418	2010/09/24 15:26:24	0.750	78.9	9.7
419	2010/09/24 15:29:49	1.000	78.0	8.6
420	2010/09/24 15:31:21	1.000	78.5	10.9
421	2010/09/24 15:31:36	1.000	82.4	6.8
422	2010/09/24 15:34:18	0.625	78.5	11.0
423	2010/09/24 15:34:22	1.000	79.9	12.1
424	2010/09/24 15:36:51	0.625	96.1	12.7
425	2010/09/24 15:41:28	1.000	80.0	10.1
426	2010/09/24 15:49:41	0.875	76.5	10.1
427	2010/09/24 15:51:37	0.625	77.4	12.2
428	2010/09/24 15:52:59	0.750	77.8	8.9
429	2010/09/24 15:53:03	0.750	76.5	12.5
430	2010/09/24 15:53:05	0.625	80.2	9.9
431	2010/09/24 15:53:06	1.000	81.4	9.1
432	2010/09/24 15:53:13	0.750	77.0	8.6
433	2010/09/24 15:53:20	0.875	78.1	10.7
434	2010/09/24 15:54:33	0.625	80.2	9.4
435	2010/09/24 15:54:35	0.875	77.1	8.1
436	2010/09/24 16:02:12	0.875	79.6	10.6
437	2010/09/24 16:03:16	1.000	92.1	9.9
438	2010/09/24 16:03:25	0.625	94.5	13.6
439	2010/09/24 16:05:18	1.000	82.8	10.6
440	2010/09/24 16:06:40	0.875	80.5	10.5
441	2010/09/24 16:09:54	0.750	79.4	7.8
442	2010/09/24 16:09:54	0.875	79.9	7.5

443	2010/09/24 16:10:51	0.750	76.3	9.2
444	2010/09/24 16:11:30	0.875	75.0	8.8
445	2010/09/24 16:12:37	1.000	76.7	10.0
446	2010/09/24 16:12:38	0.625	79.4	10.7
447	2010/09/24 16:13:11	0.625	89.4	10.5
448	2010/09/24 16:17:13	0.875	81.9	10.6
449	2010/09/24 16:17:40	0.625	76.5	9.0
450	2010/09/24 16:18:10	0.875	74.8	6.9
451	2010/09/24 16:20:45	0.750	88.3	13.7
452	2010/09/24 16:20:53	1.000	76.7	7.8
453	2010/09/24 16:21:49	0.875	77.8	7.8
454	2010/09/24 16:22:41	0.875	81.8	9.3
455	2010/09/24 16:25:33	0.875	85.5	12.2
456	2010/09/24 16:26:31	0.625	78.5	11.7
457	2010/09/24 16:26:32	0.750	82.1	9.7
458	2010/09/24 16:34:23	1.000	78.7	10.1
459	2010/09/24 16:34:54	0.750	75.9	10.1
460	2010/09/24 16:35:00	0.875	80.1	9.6
461	2010/09/24 16:35:03	0.750	79.0	9.4
462	2010/09/24 16:35:55	0.750	74.1	9.1
463	2010/09/24 16:36:22	0.625	77.6	11.0
464	2010/09/24 16:36:29	1.000	82.4	11.5
465	2010/09/24 16:37:22	0.875	77.8	7.5
466	2010/09/24 16:37:39	0.750	78.8	8.9
467	2010/09/24 16:39:13	0.875	79.1	8.9
468	2010/09/24 16:40:21	1.000	88.0	9.8
469	2010/09/24 16:40:40	0.750	77.8	7.9
470	2010/09/24 16:40:44	0.875	76.7	11.4
471	2010/09/24 16:42:17	0.875	94.3	10.6
472	2010/09/24 16:42:21	0.750	83.7	9.9
473	2010/09/24 16:42:41	1.000	84.7	7.9
474	2010/09/24 16:42:50	0.875	82.7	9.2
475	2010/09/24 16:43:01	1.000	84.6	9.3
476	2010/09/24 16:43:30	0.875	79.5	10.5
477	2010/09/24 16:43:58	0.750	85.8	11.9
478	2010/09/24 16:44:25	0.625	84.6	12.6
479	2010/09/24 16:44:35	0.625	82.2	10.4
480	2010/09/24 16:44:41	1.000	84.8	9.0
481	2010/09/24 16:45:32	0.875	81.6	8.0
482	2010/09/24 16:46:43	0.750	81.6	10.4
483	2010/09/24 16:46:50	0.875	79.0	8.8
484	2010/09/24 16:49:34	0.875	88.7	6.3
485	2010/09/24 16:50:54	1.000	83.7	8.9
486	2010/09/24 16:51:19	0.875	86.4	10.5
487	2010/09/24 16:51:54	0.875	74.8	9.6
488	2010/09/24 16:54:41	0.625	75.3	10.0
489	2010/09/24 16:54:42	0.750	75.5	9.3
490	2010/09/24 16:54:48	0.875	88.1	12.0

491	2010/09/24 16:56:56	1.000	76.9	6.4
492	2010/09/24 16:57:30	1.000	76.3	8.2
493	2010/09/24 16:58:50	0.625	81.6	10.4
494	2010/09/24 16:59:00	0.875	80.1	7.9
495	2010/09/24 16:59:50	0.750	92.1	11.3
496	2010/09/24 17:01:32	0.750	77.6	10.3
497	2010/09/24 17:02:02	0.750	76.4	8.8
498	2010/09/24 17:04:55	0.875	76.5	8.8
499	2010/09/24 17:05:07	0.750	78.8	12.0
500	2010/09/24 17:05:28	0.750	75.2	10.2
501	2010/09/24 17:06:30	1.000	79.0	7.3
502	2010/09/24 17:06:31	1.000	82.0	7.6
503	2010/09/24 17:07:32	0.750	80.1	9.1
504	2010/09/24 17:12:37	0.875	79.9	8.7
505	2010/09/24 17:13:25	1.000	78.5	9.6
506	2010/09/24 17:14:35	0.875	79.8	7.0
507	2010/09/24 17:15:32	0.750	77.0	10.9
508	2010/09/24 17:15:53	0.875	77.0	11.1
509	2010/09/24 17:18:16	0.750	78.0	10.3
510	2010/09/24 17:19:40	0.750	85.8	10.5
511	2010/09/24 17:21:50	0.875	87.2	13.2
512	2010/09/24 17:23:49	0.625	88.6	10.6
513	2010/09/24 17:24:12	1.000	87.7	10.6
514	2010/09/24 17:24:16	1.000	82.9	7.3
515	2010/09/24 17:24:40	0.875	79.7	8.3
516	2010/09/24 17:25:31	0.875	78.5	6.6
517	2010/09/24 17:25:50	0.750	88.0	12.6
518	2010/09/24 17:25:57	0.750	83.7	7.2
519	2010/09/24 17:26:17	0.750	93.3	11.8
520	2010/09/24 17:26:22	1.000	78.2	6.4
521	2010/09/24 17:26:34	0.750	87.9	13.4
522	2010/09/24 17:26:49	0.500	94.1	11.4
523	2010/09/24 17:26:56	0.750	82.8	8.6
524	2010/09/24 17:27:55	1.000	80.0	6.5
525	2010/09/24 17:28:39	0.875	91.8	9.3
526	2010/09/24 17:29:10	0.875	88.0	10.4
527	2010/09/24 17:29:22	0.625	91.5	12.8
528	2010/09/24 17:29:25	1.000	86.9	8.4
529	2010/09/24 17:31:44	1.000	91.1	10.3
530	2010/09/24 17:31:54	0.750	89.3	12.5
531	2010/09/24 17:32:06	0.750	80.7	11.3
532	2010/09/24 17:32:21	1.000	78.1	7.3
533	2010/09/24 17:32:26	0.750	80.2	8.2
534	2010/09/24 17:34:21	0.875	76.0	10.6
535	2010/09/24 17:36:37	0.750	84.7	12.7
536	2010/09/24 17:38:12	0.500	95.9	14.2
537	2010/09/24 17:38:30	0.750	89.5	12.4
538	2010/09/24 17:40:43	1.000	77.8	7.1

539	2010/09/24 17:41:10	1.000	77.5	6.9
540	2010/09/24 17:46:03	0.875	82.4	12.1
541	2010/09/24 17:48:00	0.750	86.1	13.1
542	2010/09/24 17:48:30	0.625	89.0	12.4
543	2010/09/24 17:51:32	0.625	82.6	11.9
544	2010/09/24 17:53:00	1.000	84.1	10.2
545	2010/09/24 18:00:14	1.000	77.8	6.4
546	2010/09/24 18:00:23	0.625	82.6	11.6
547	2010/09/24 18:05:32	0.875	75.2	6.8
548	2010/09/24 18:08:49	0.625	88.6	13.2
549	2010/09/24 18:08:55	0.875	79.3	6.9
550	2010/09/24 18:09:14	0.875	88.9	10.4
551	2010/09/24 18:09:52	0.625	78.0	7.8
552	2010/09/24 18:09:53	0.750	84.2	12.6
553	2010/09/24 18:11:25	0.875	85.6	11.6
554	2010/09/24 18:11:32	0.875	81.4	10.9
555	2010/09/24 18:13:52	0.625	89.1	12.3
556	2010/09/24 18:15:25	0.625	93.1	13.7
557	2010/09/24 18:15:57	0.625	89.7	13.3
558	2010/09/24 18:16:01	1.000	74.5	13.9
559	2010/09/24 18:17:25	1.000	76.7	9.3
560	2010/09/24 18:23:39	0.750	86.9	11.8
561	2010/09/24 18:28:35	0.875	86.1	12.5
562	2010/09/24 18:30:02	0.875	79.8	9.5
563	2010/09/24 18:37:45	0.875	84.9	7.3
564	2010/09/24 18:37:51	0.750	78.3	9.8
565	2010/09/24 18:39:04	0.750	86.0	12.1
566	2010/09/24 18:39:07	0.750	79.0	9.2
567	2010/09/24 18:40:34	1.000	76.8	11.1
568	2010/09/24 18:42:19	0.875	81.2	9.0
569	2010/09/24 18:44:15	1.000	78.7	8.5
570	2010/09/24 18:44:28	1.000	81.9	11.2
571	2010/09/24 18:45:18	0.625	85.5	11.8
572	2010/09/24 18:46:41	0.625	91.2	13.1
573	2010/09/24 18:46:59	0.875	80.4	8.0
574	2010/09/24 18:47:00	0.875	82.6	9.0
575	2010/09/24 18:47:34	0.625	86.6	11.0
576	2010/09/24 18:47:57	0.625	78.0	9.6
577	2010/09/24 18:49:04	1.000	78.9	10.1
578	2010/09/24 18:50:40	0.750	82.4	10.7
579	2010/09/24 18:50:57	0.875	83.0	11.5
580	2010/09/24 18:52:08	0.875	77.8	7.7

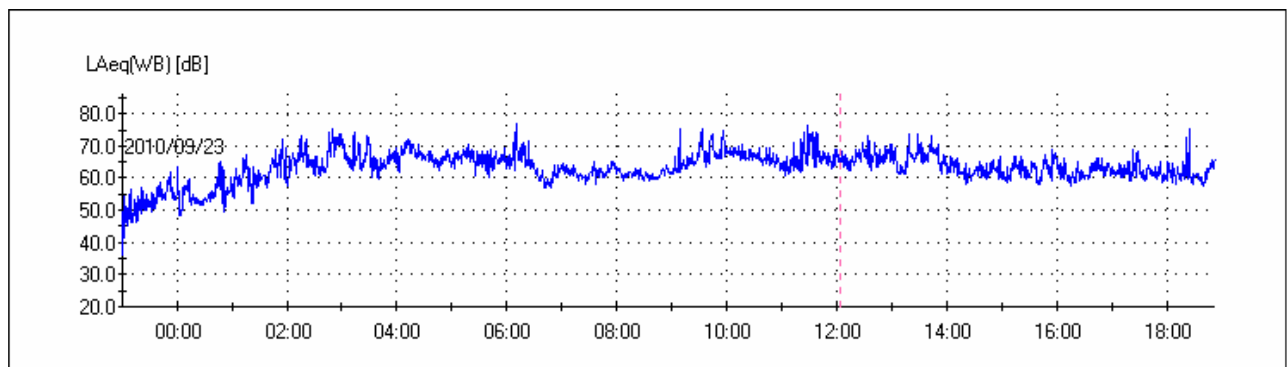
RICONOSCIMENTO COMPONENTI TONALI

Al fine di individuare la presenza di Componenti Tonalì (CT) nel rumore, si effettua un'analisi

spettrale per bande normalizzate di 1/3 di ottava. Si considerano esclusivamente le CT aventi carattere stazionario nel tempo ed in frequenza.

L'analisi è stata svolta nell'intervallo di frequenza compreso tra 20 Hz e 20 KHz.

Si è in presenza di una CT se il livello minimo di una banda supera i livelli minimi delle bande adiacenti per almeno 5 dB.



SOGLIE PENALIZZAZIONE	
Persistenza BF	5%
Persistenza AF	5%
TONALI [Hz]	PERSIST [%]
Freq: 315	0.0
Freq: 3.15 k	0.0
PENALIZZAZIONI	
Penalizzazione BF: No	
Penalizzazione AF: No	

TIME ISTORY COMPONENTI TONALI

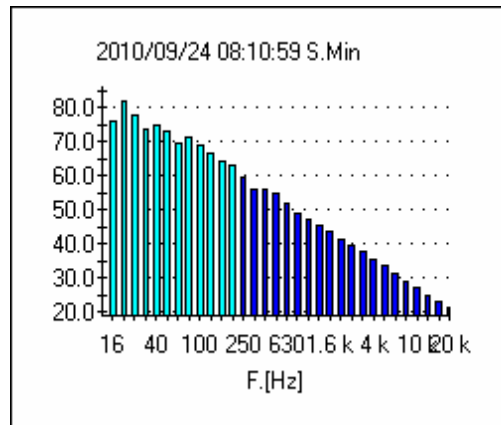
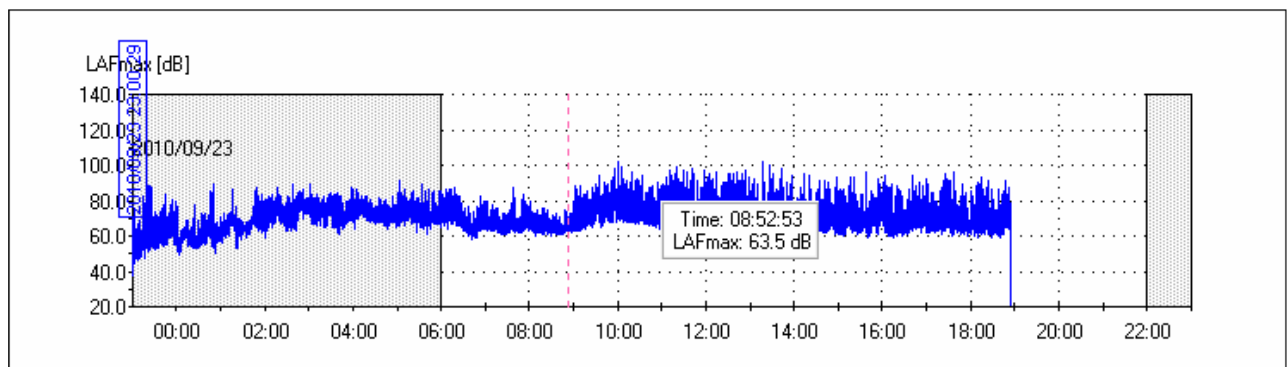
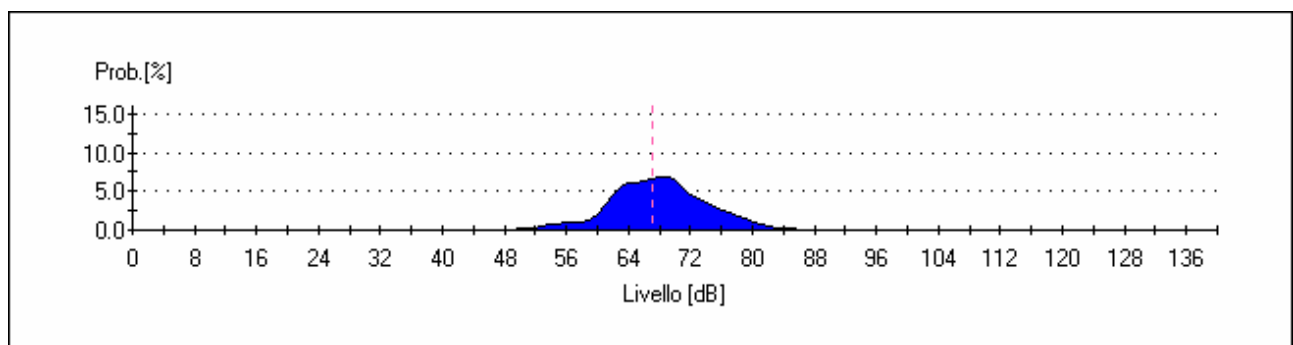


GRAFICO DEL CLIMA ACUSTICO GIORNALIERO



DISTRIBUTIVA



CUMULATIVA

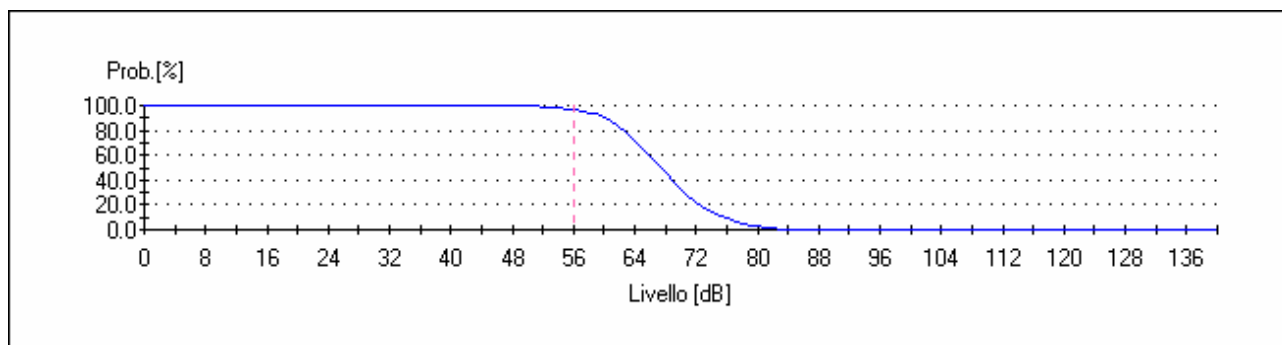
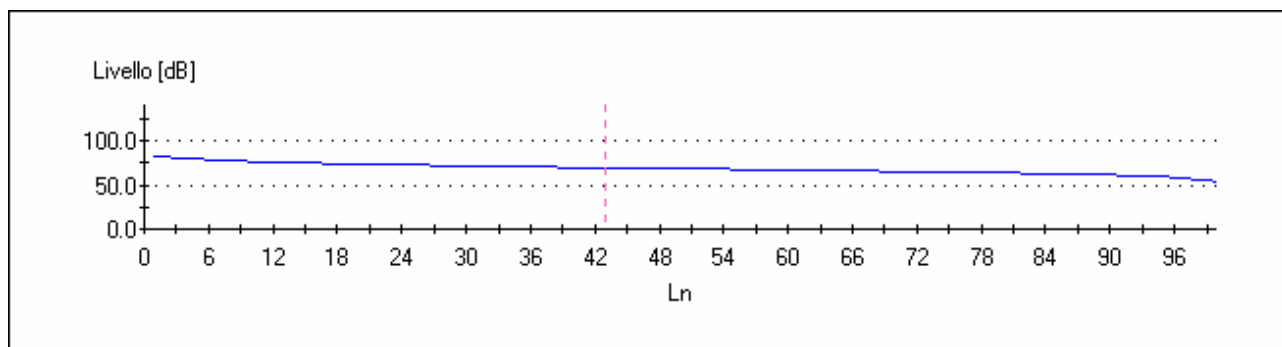


GRAFICO PERCENTILI



Livelli statistici L1, L5, L10, L50, L90, L95, L99; nelle 24 ore

Percentile	Leq.[dB]
0	83.0
1	83.0
2	81.0
3	80.0
4	79.0
5	78.5
6	78.0
7	77.5
8	77.0
9	76.7
10	76.3
11	76.0
12	75.7
13	75.3
14	75.0
15	74.7
16	74.3
17	74.0
18	73.8

19	73.6
20	73.4
21	73.2
22	73.0
23	72.8
24	72.5
25	72.3
26	72.0
27	71.8
28	71.7
29	71.5
30	71.3
31	71.2
32	71.0
33	70.8
34	70.7
35	70.5
36	70.3
37	70.2
38	70.0
39	69.9
40	69.7
41	69.6
42	69.4
43	69.3
44	69.1
45	69.0
46	68.9
47	68.7
48	68.6
49	68.4
50	68.3
51	68.1
52	68.0
53	67.8
54	67.7
55	67.5
56	67.3
57	67.2
58	67.0
59	66.9
60	66.7
61	66.6
62	66.4
63	66.3
64	66.1
65	66.0
66	65.8

67	65.7
68	65.5
69	65.3
70	65.2
71	65.0
72	64.8
73	64.7
74	64.5
75	64.3
76	64.2
77	64.0
78	63.8
79	63.6
80	63.4
81	63.2
82	63.0
83	62.8
84	62.6
85	62.4
86	62.2
87	62.0
88	61.7
89	61.3
90	61.0
91	60.5
92	60.0
93	59.5
94	59.0
95	58.0
96	57.0
97	56.0
98	55.0
99	53.0

LIVELLI PERCENTILI DIURNI

Percentile	Leq.[dB]
0	84.0
1	84.0
2	82.0
3	81.0
4	80.0
5	79.5
6	79.0
7	78.0
8	77.5
9	77.0

10	76.7
11	76.3
12	76.0
13	75.7
14	75.3
15	75.0
16	74.7
17	74.3
18	74.0
19	73.7
20	73.3
21	73.0
22	72.8
23	72.6
24	72.4
25	72.2
26	72.0
27	71.8
28	71.6
29	71.4
30	71.2
31	71.0
32	70.8
33	70.7
34	70.5
35	70.3
36	70.2
37	70.0
38	69.9
39	69.7
40	69.6
41	69.4
42	69.3
43	69.1
44	69.0
45	68.9
46	68.8
47	68.6
48	68.5
49	68.4
50	68.3
51	68.1
52	68.0
53	67.9
54	67.7
55	67.6
56	67.4
57	67.3

58	67.1
59	67.0
60	66.9
61	66.7
62	66.6
63	66.4
64	66.3
65	66.1
66	66.0
67	65.9
68	65.8
69	65.6
70	65.5
71	65.4
72	65.3
73	65.1
74	65.0
75	64.9
76	64.7
77	64.6
78	64.4
79	64.3
80	64.1
81	64.0
82	63.9
83	63.7
84	63.6
85	63.4
86	63.3
87	63.1
88	63.0
89	62.8
90	62.6
91	62.4
92	62.2
93	62.0
94	61.8
95	61.5
96	61.3
97	61.0
98	60.5
99	60.0

LIVELLI PERCENTILI NOTTURNI

Percentile	Leq.[dB]
0	80.0
1	80.0
2	79.0
3	78.5
4	78.0
5	77.5
6	77.0
7	76.7
8	76.3
9	76.0
10	75.8
11	75.5
12	75.3
13	75.0
14	74.8
15	74.5
16	74.3
17	74.0
18	73.8
19	73.6
20	73.4
21	73.2
22	73.0
23	72.8
24	72.7
25	72.5
26	72.3
27	72.2
28	72.0
29	71.8
30	71.6
31	71.4
32	71.2
33	71.0
34	70.9
35	70.7
36	70.6
37	70.4
38	70.3
39	70.1
40	70.0
41	69.8
42	69.7
43	69.5
44	69.3
45	69.2
46	69.0

47	68.8
48	68.7
49	68.5
50	68.3
51	68.2
52	68.0
53	67.8
54	67.6
55	67.4
56	67.2
57	67.0
58	66.8
59	66.6
60	66.4
61	66.2
62	66.0
63	65.8
64	65.5
65	65.3
66	65.0
67	64.7
68	64.3
69	64.0
70	63.7
71	63.3
72	63.0
73	62.7
74	62.3
75	62.0
76	61.7
77	61.3
78	61.0
79	60.7
80	60.3
81	60.0
82	59.5
83	59.0
84	58.7
85	58.3
86	58.0
87	57.7
88	57.3
89	57.0
90	56.7
91	56.3
92	56.0
93	55.5
94	55.0

95	54.5
96	54.0
97	53.0
98	52.0
99	50.0

LIVELLI DI IMPULS- FAST E SLOW MAX NELLE 24 ORE		
LAIp [dB]	LASp [dB]	LAFp [dB]
94	83.3	89.5
95.9	84.8	91.3
106.4	96	102.2
106.2	93.1	101.5
100.8	88.5	95.9
106.4	96	102.2

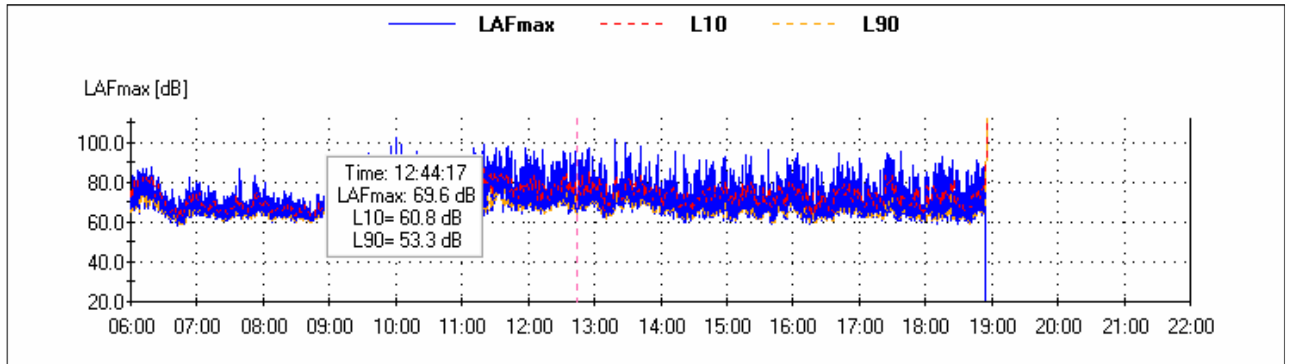
LIVELLI di Impuls – fast – slow massimi nelle 16 ore diurne

LIVELLI DI IMPULS- FAST E SLOW MAX DIURNI		
LAIp [dB]	LASp [dB]	LAFp [dB]
89.6	84.8	87.6
106.4	96	102.2
106.2	93.1	101.5
100.8	88.5	95.9
106.4	96	102.2

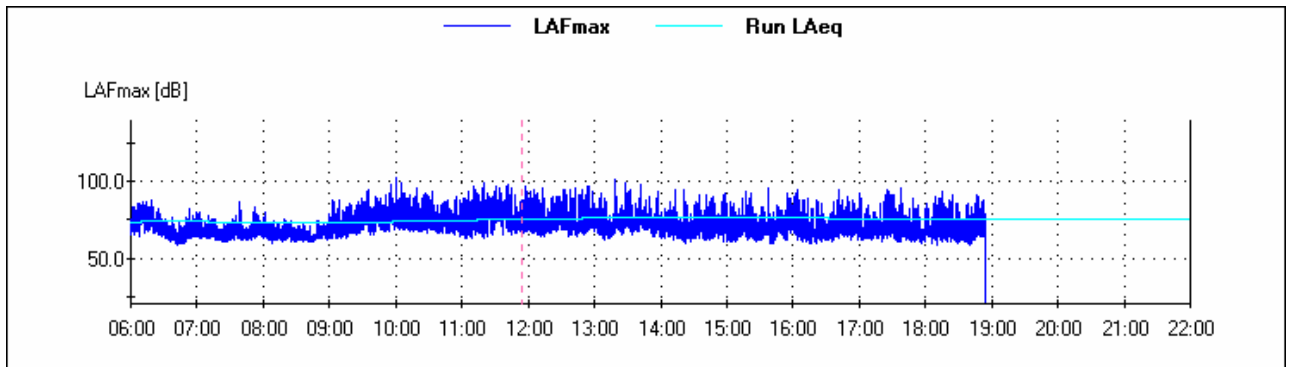
LIVELLI di Impuls – fast – slow massimi nelle 8 ore notturni

LIVELLI DI IMPULS- FAST E SLOW MAX NOTTURNI		
LAIp [dB]	LASp [dB]	LAFp [dB]
94	83.3	89.5
95.9	84.2	91.3
95.9	84.2	91.3

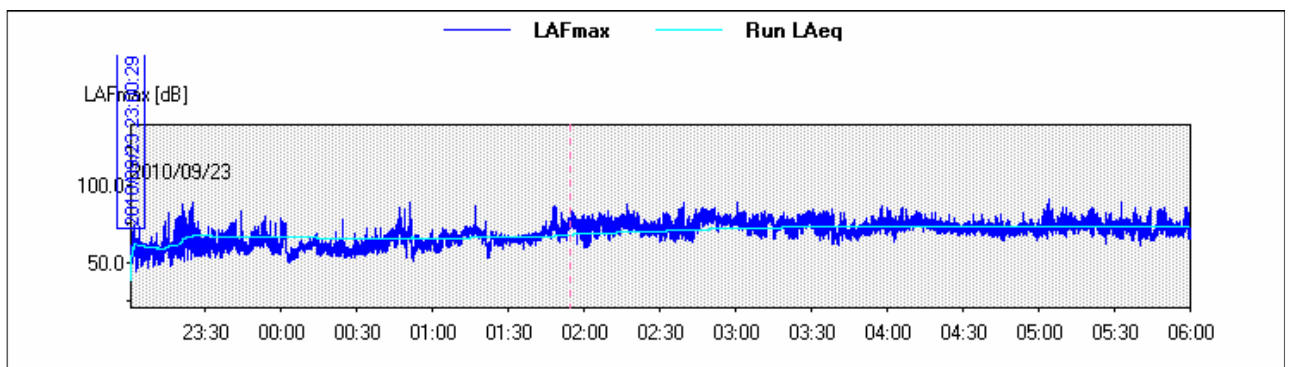
TIME HISTORY L10 – L90



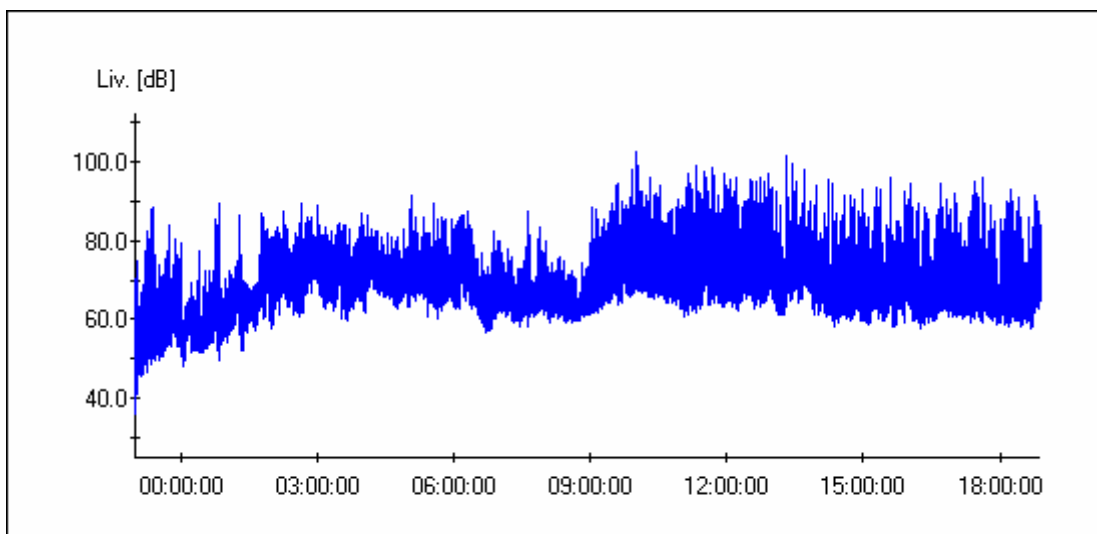
RUNNING Leq DIURNO



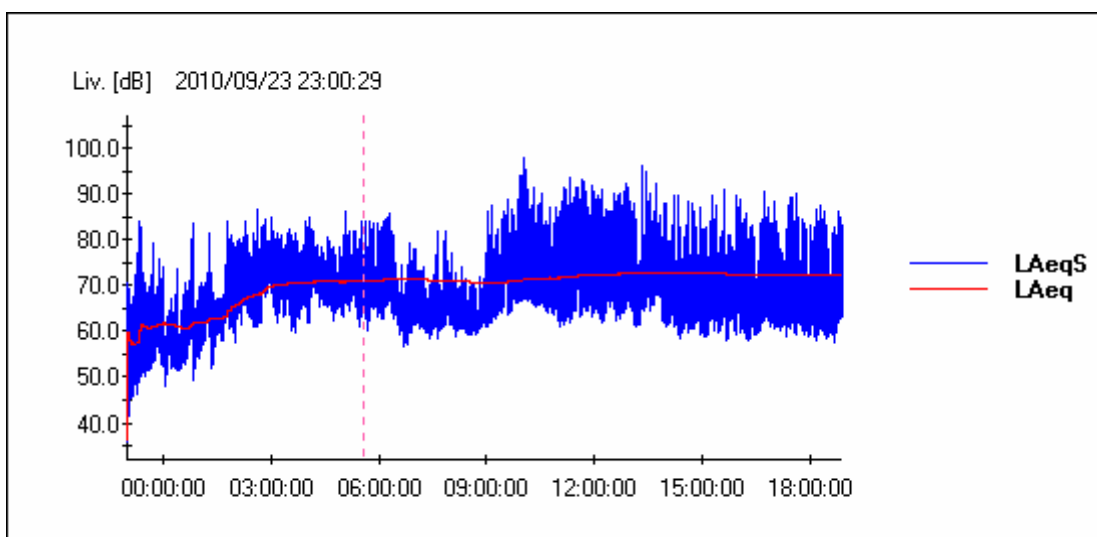
RUNNING Leq NOTTURNO



LA TIME HISTORY LIVELLO EQUIVALENTE PONDERATO "A"



LA TIME HISTORY LIVELLO PRESSIONE SONORA PONDERATA "A"





Ponte sullo Stretto di Messina
PROGETTO DEFINITIVO

MONITORAGGIO EMISSIONI DI RUMORE PER LA
MAPPATURA DI CLIMA ACUSTICO VOL.2/2

Codice documento

AS0106_F0.docxF0

Rev

F0

Data

20/06/2011

R2 - MISURE DI 24 ORE CON POSTAZIONE SEMI-FISSE

Punto

Ricettore

Indirizzo

R_CANT1-1_S	Incrocio Via Bosurci e Campo Italia
Descrizione del punto di misura/ricettore	
<p><i>L'asta estensibile con il microfono posto all'altezza di mt. 4,00 dal piano stradale è stata collocata sul muro di sostegno adiacente la carreggiata all'incrocio tra Via Bosurci e Campo Italia</i></p>	

Caratterizzazione del punto di misura/ricettore		
Zonizzazione acustica e limiti diurni/notturni		
<input type="checkbox"/>	Classe I	50 /40 dB(a)
<input type="checkbox"/>	Classe II	55 / 45 dB(a)
<input checked="" type="checkbox"/>	Classe III	60 / 50 dB(a)
<input type="checkbox"/>	Classe IV	65 / 55 dB(a)
<input type="checkbox"/>	Classe V	70 / 60 dB(a)
<input type="checkbox"/>	Classe VI	70 / 70 dB(a)
Caratterizzazione delle sorgenti di rumore		
Tipologia	<input checked="" type="checkbox"/>	Traffico stradale
	<input type="checkbox"/>	Traffico ferroviario
	<input type="checkbox"/>	Cantiere
	<input type="checkbox"/>	Altro
Descrizione		
Strumentazione adottata		
<p>Fonometro modello HD 2110 Classe 1, numero di serie 10060132243, - preamplificatore HD 2110 P, - microfono MK 221, numero di serie 34208 - Calibratore HD 2020 Classe 1 090 29825</p>		
Punto	Ricettore	Indirizzo
	R_CANT1-1_S	Incrocio Via Bosurci e Campo Italia

Sintesi misure (ante e post mascheramenti eventi anomali o sorgenti regolamentate da DPR)

Periodo	TR	Data	L _{AeqTR} [dBA]	K _I [dBA]	K _T [dBA]	K _B [dBA]	L _{AeqTRC} [dBA]	L _{lim} [dBA]
Giorno	6-22h	26/09/10	51.8	0	0		51.8	60
Notte	22-6h	26/09/10	50.4	0	0	0	50.4	50

RISULTATI MISURE

Codice misura	R_CANT1-1_S
Data inizio	26/09/2010
Ora inizio	9.54.12
Note	

Parametri		24 ore	Giorno (T _R = 6/22)	Notte (T _R = 22/6)
L _{AeqTR}	[dBA]	51.7	51.8	50.4
L1	[dBA]	57.0	37.0	53.0
L5	[dBA]	55.5	55.5	52.0
L10	[dBA]	52.9	52.9	51.0
L50	[dBA]	50.9	51.0	50.4
L90	[dBA]	50.1	50.1	49.4
L95	[dBA]	49.7	49.8	49.2
L99	[dBA]	49.0	49.0	49.0
L _I max	[dBA]	65.7	60.9	65.7
L _F max	[dBA]	64.2	60.4	64.2
L _S max	[dBA]	59.3	59.3	58.9
K _I	[dBA]	0	0	0
K _T	[dBA]	0	0	0
K _B	[dBA]	0	0	0
L _{AeqTRC}		51.7	51.8	50.4

Note:

Punto	Ricettore	Indirizzo
	R_CANT1-1_S	Incrocio Via Bosurci e Campo Italia

Sorgente stradale: _____

	6/9h	9/14h	14/19h	19/22h	Media	22/2h	2/6 h	Media
Veic. Leggeri / 10'	13	37	24	33	26.75	15	10	12.5
Veic. Pesanti / 10'	2	2	3	2	2.25	2	1	1.5
Motocicli / 10'	2	5	4	7	4.5	3	2	2.5

	6/9h	9/14h	14/19h	19/22h	Media	22/2h	2/6 h	Media
Condizioni cielo	PIOGGIA	PIOGGIA	SERENO	SERENO		SERENO	SERENO	
Temperatura	19.4	28.3	25.4	22.2	23.83	20	18.4	19.2
Umidità relativa	66	68	55	65	63.5	72	52	62
Velocità vento	1.8	1.8	0.7	1.2	1.375	1.6	0.3	0.95
Direzione vento	N N E	N	N	N		E	N E	

Fotografia del punto di misura



Punto

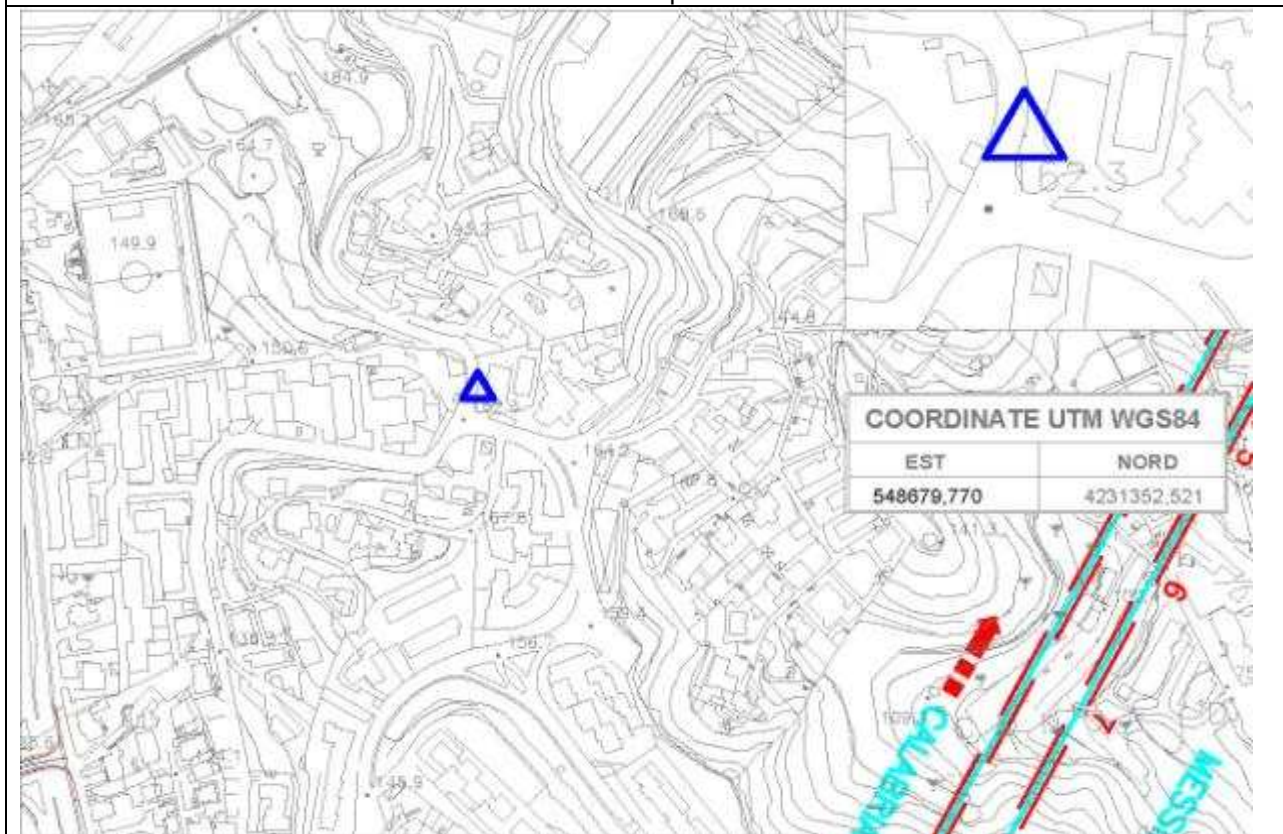
Ricettore

R_CANT1-1_S

Indirizzo

Incrocio Via Bosurci e Campo Italia

Localizzazione planimetrica



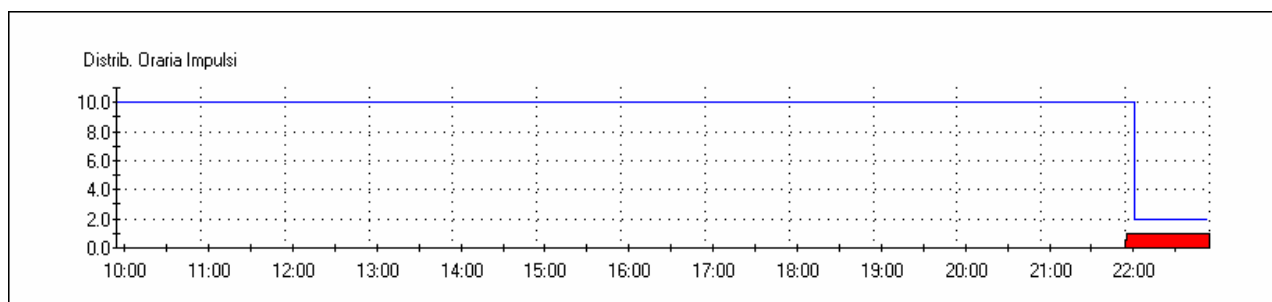
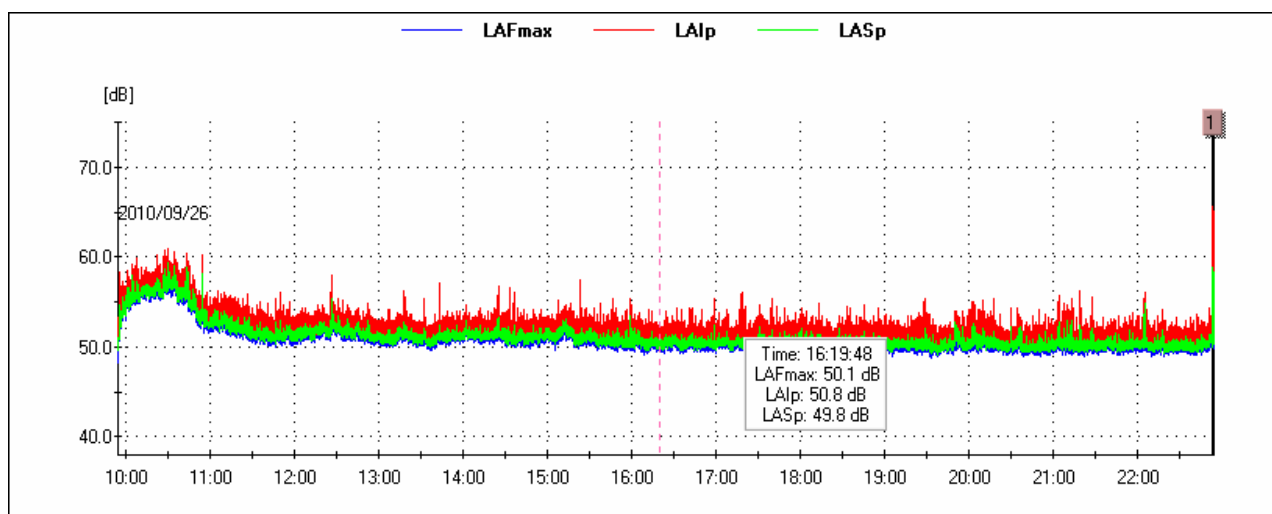
DATA	Tecnico competente: Studio tecnico ing. Giovanni Chiovetta	
	geom. Antonino Campione	Ing. Giovanni Chiovetta

RICONOSCIMENTO COMPONENTI IMPULSIVE

Il rumore presenta Componenti Impulsive (CI) quando sono verificate le condizioni seguenti:

- ripetitività di n° eventi impulsivi (n°10/ora di giorno e n°2/ora di notte);
- differenza tra LAImax e LASmax superiore a 6 dB;
- durata dell'evento a -10 dB dal valore LAFmax inferiore a 1 s.

La ripetitività viene dimostrata mediante registrazione grafica del livello di pressione sonora ponderato A fast effettuata durante il tempo di misura TM.



Lista degli impulsi nelle 24 ore

Ev	Inizio	Durata LAFmax-10dB[s]	LAFmax[dB]	LAImax - LASmax [dB]
1	2010/09/26 22:53:44	1.000	64.2	6.8

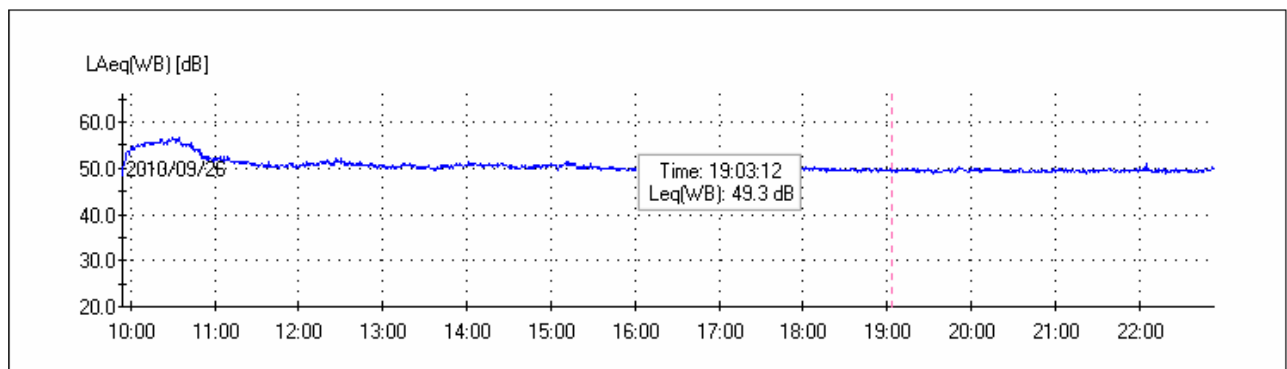
RICONOSCIMENTO COMPONENTI TONALI

Al fine di individuare la presenza di Componenti Tonalì (CT) nel rumore, si effettua un'analisi spettrale per bande normalizzate di 1/3 di ottava. Si considerano esclusivamente le CT aventi

carattere stazionario nel tempo ed in frequenza.

L'analisi è stata svolta nell'intervallo di frequenza compreso tra 20 Hz e 20 KHz.

Si è in presenza di una CT se il livello minimo di una banda supera i livelli minimi delle bande adiacenti per almeno 5 dB.



SOGLIE PENALIZZAZIONE	
Persistenza BF	5%
Persistenza AF	5%
TONALI [Hz]	PERSIST [%]
PENALIZZAZIONI	
Penalizzazione BF:	No
Penalizzazione AF:	No

TIME HISTORY COMPONENTI TONALI

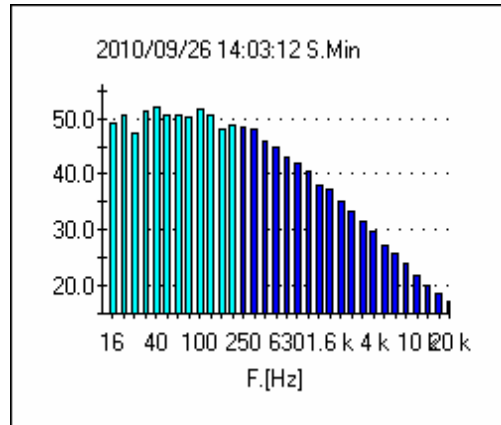
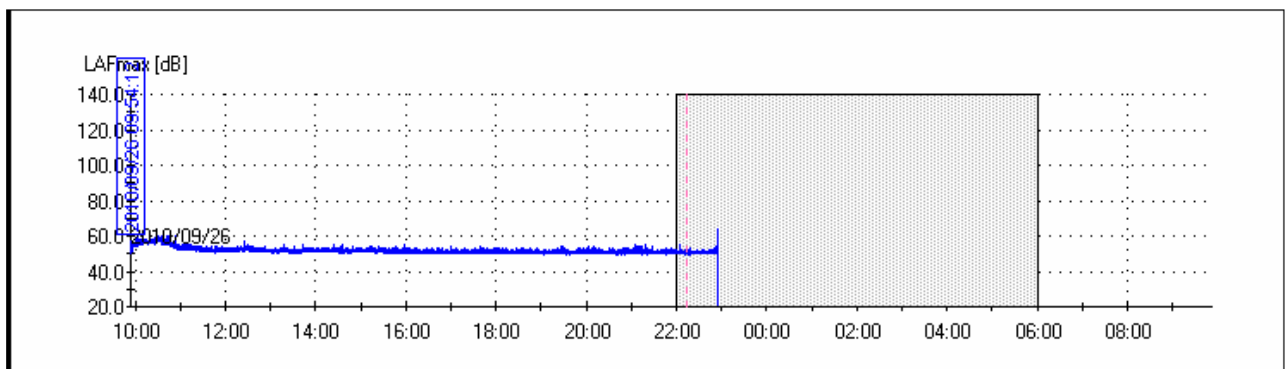
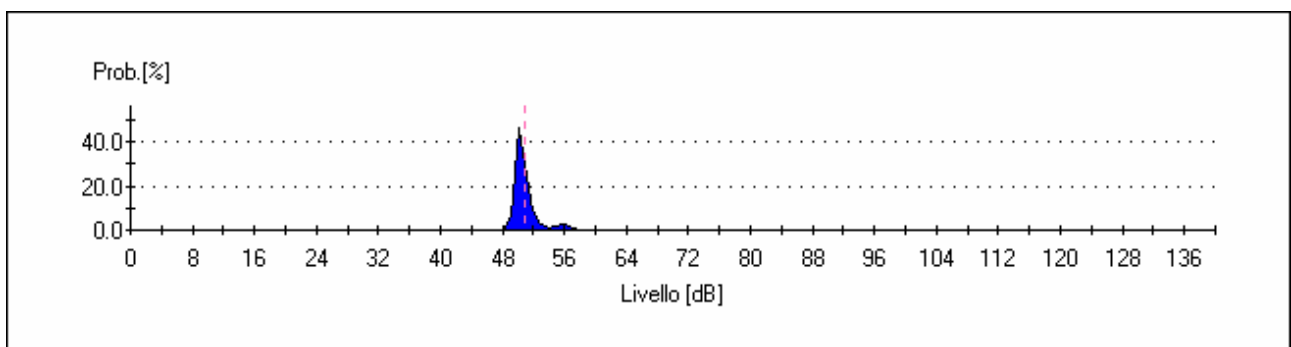


GRAFICO DEL CLIMA ACUSTICO GIORNALIERO



DISTRIBUTIVA



CUMULATIVA

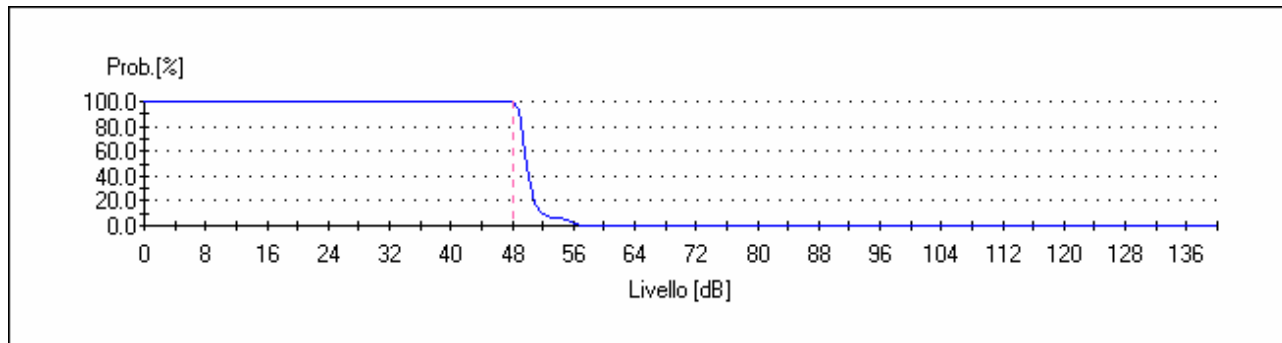
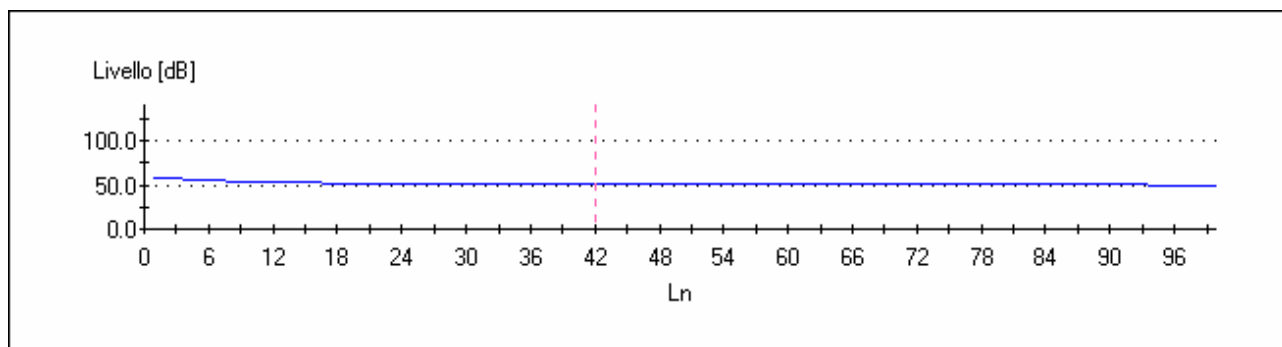


GRAFICO PERCENTILI



Livelli statistici L1, L5, L10, L50, L90, L95, L99; nelle 24 ore

Percentile	Leq.[dB]
0	57.0
1	57.0
2	56.7
3	56.3
4	56.0
5	55.5
6	55.0
7	54.0
8	53.5
9	53.0
10	52.9
11	52.8
12	52.6
13	52.5
14	52.4
15	52.3
16	52.1
17	52.0
18	52.0

19	51.9
20	51.9
21	51.9
22	51.8
23	51.8
24	51.8
25	51.7
26	51.7
27	51.7
28	51.6
29	51.6
30	51.6
31	51.5
32	51.5
33	51.5
34	51.4
35	51.4
36	51.4
37	51.3
38	51.3
39	51.3
40	51.2
41	51.2
42	51.2
43	51.1
44	51.1
45	51.1
46	51.0
47	51.0
48	51.0
49	51.0
50	50.9
51	50.9
52	50.9
53	50.9
54	50.8
55	50.8
56	50.8
57	50.8
58	50.8
59	50.7
60	50.7
61	50.7
62	50.7
63	50.7
64	50.6
65	50.6
66	50.6

67	50.6
68	50.5
69	50.5
70	50.5
71	50.5
72	50.5
73	50.4
74	50.4
75	50.4
76	50.4
77	50.3
78	50.3
79	50.3
80	50.3
81	50.3
82	50.2
83	50.2
84	50.2
85	50.2
86	50.2
87	50.1
88	50.1
89	50.1
90	50.1
91	50.0
92	50.0
93	50.0
94	49.8
95	49.7
96	49.5
97	49.3
98	49.2
99	49.0

LIVELLI PERCENTILI DIURNI

Percentile	Leq.[dB]
0	57.0
1	57.0
2	56.7
3	56.3
4	56.0
5	55.5
6	55.0
7	54.0
8	53.5
9	53.0

10	52.9
11	52.8
12	52.7
13	52.6
14	52.5
15	52.4
16	52.3
17	52.2
18	52.1
19	52.0
20	52.0
21	51.9
22	51.9
23	51.9
24	51.8
25	51.8
26	51.8
27	51.7
28	51.7
29	51.7
30	51.6
31	51.6
32	51.6
33	51.5
34	51.5
35	51.5
36	51.5
37	51.4
38	51.4
39	51.4
40	51.3
41	51.3
42	51.3
43	51.2
44	51.2
45	51.2
46	51.1
47	51.1
48	51.1
49	51.0
50	51.0
51	51.0
52	51.0
53	50.9
54	50.9
55	50.9
56	50.9
57	50.8

58	50.8
59	50.8
60	50.8
61	50.8
62	50.7
63	50.7
64	50.7
65	50.7
66	50.6
67	50.6
68	50.6
69	50.6
70	50.5
71	50.5
72	50.5
73	50.5
74	50.5
75	50.4
76	50.4
77	50.4
78	50.4
79	50.3
80	50.3
81	50.3
82	50.3
83	50.3
84	50.2
85	50.2
86	50.2
87	50.2
88	50.1
89	50.1
90	50.1
91	50.1
92	50.0
93	50.0
94	50.0
95	49.8
96	49.6
97	49.4
98	49.2
99	49.0

LIVELLI PERCENTILI NOTTURNI

Percentile	Leq.[dB]
0	53.0
1	53.0
2	52.8
3	52.5
4	52.3
5	52.0
6	51.8
7	51.5
8	51.3
9	51.0
10	51.0
11	51.0
12	51.0
13	50.9
14	50.9
15	50.9
16	50.9
17	50.9
18	50.9
19	50.9
20	50.8
21	50.8
22	50.8
23	50.8
24	50.8
25	50.8
26	50.8
27	50.7
28	50.7
29	50.7
30	50.7
31	50.7
32	50.7
33	50.7
34	50.6
35	50.6
36	50.6
37	50.6
38	50.6
39	50.6
40	50.6
41	50.5
42	50.5
43	50.5
44	50.5
45	50.5
46	50.5

47	50.5
48	50.5
49	50.4
50	50.4
51	50.4
52	50.4
53	50.4
54	50.4
55	50.4
56	50.3
57	50.3
58	50.3
59	50.3
60	50.3
61	50.3
62	50.3
63	50.2
64	50.2
65	50.2
66	50.2
67	50.2
68	50.2
69	50.2
70	50.1
71	50.1
72	50.1
73	50.1
74	50.1
75	50.1
76	50.1
77	50.0
78	50.0
79	50.0
80	50.0
81	49.9
82	49.9
83	49.8
84	49.8
85	49.7
86	49.7
87	49.6
88	49.6
89	49.5
90	49.5
91	49.4
92	49.4
93	49.3
94	49.3

95	49.2
96	49.2
97	49.1
98	49.1
99	49.0

LIVELLI DI IMPULS- FAST E SLOW MAX NELLE 24 ORE		
LAlp [dB]	LA Sp [dB]	LAFp [dB]
60.9	59.3	60.4
57.4	53.5	55.5
56.3	54.8	55.5
65.7	58.9	64.2
65.7	59.3	64.2

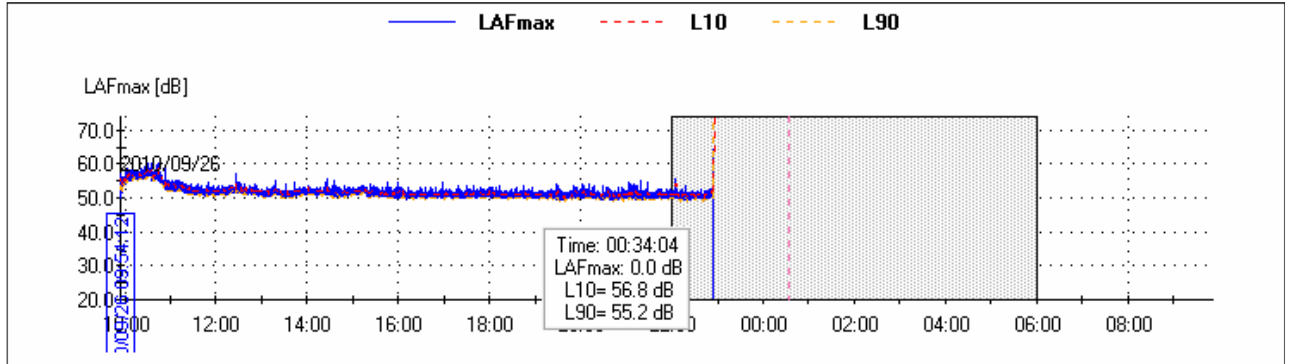
LIVELLI di Impuls – fast – slow massimi nelle 16 ore diurne

LIVELLI DI IMPULS- FAST E SLOW MAX DIURNI		
LAlp [dB]	LA Sp [dB]	LAFp [dB]
60.9	59.3	60.4
57.4	53.5	55.5
56.3	53	55.2
60.9	59.3	60.4

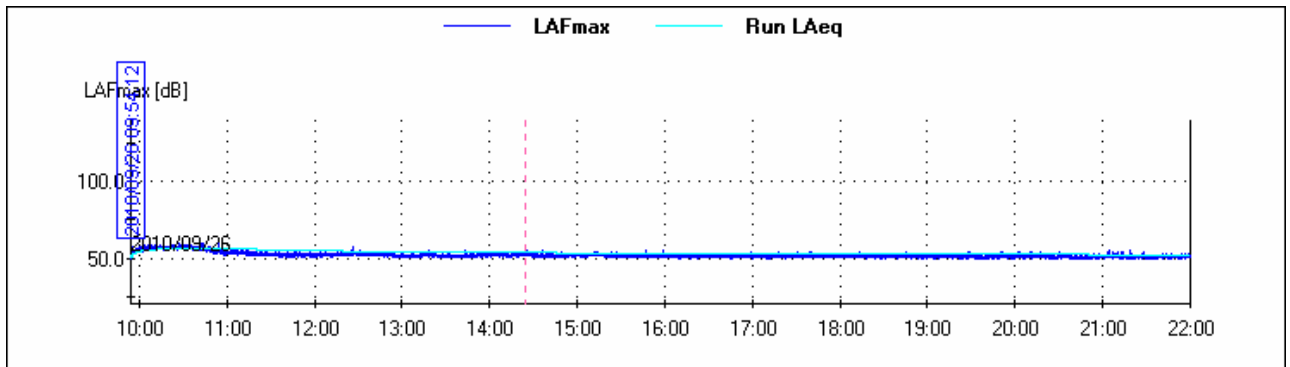
LIVELLI di Impuls – fast – slow massimi nelle 8 ore notturni

LIVELLI DI IMPULS- FAST E SLOW MAX NOTTURNI		
LAlp [dB]	LA Sp [dB]	LAFp [dB]
56.1	54.8	55.5
65.7	58.9	64.2
65.7	58.9	64.2

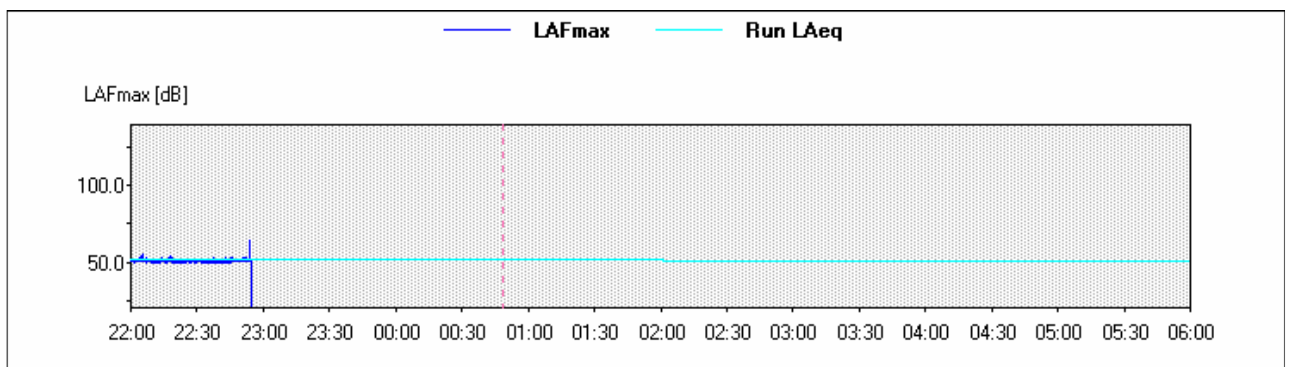
TIME HISTORY L10 – L90



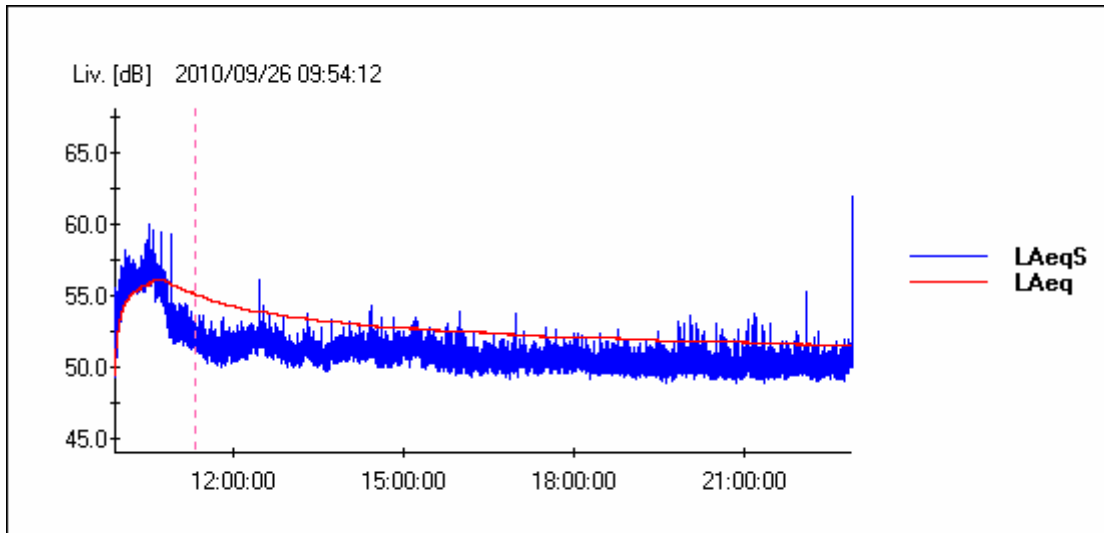
RUNNING Leq DIURNO



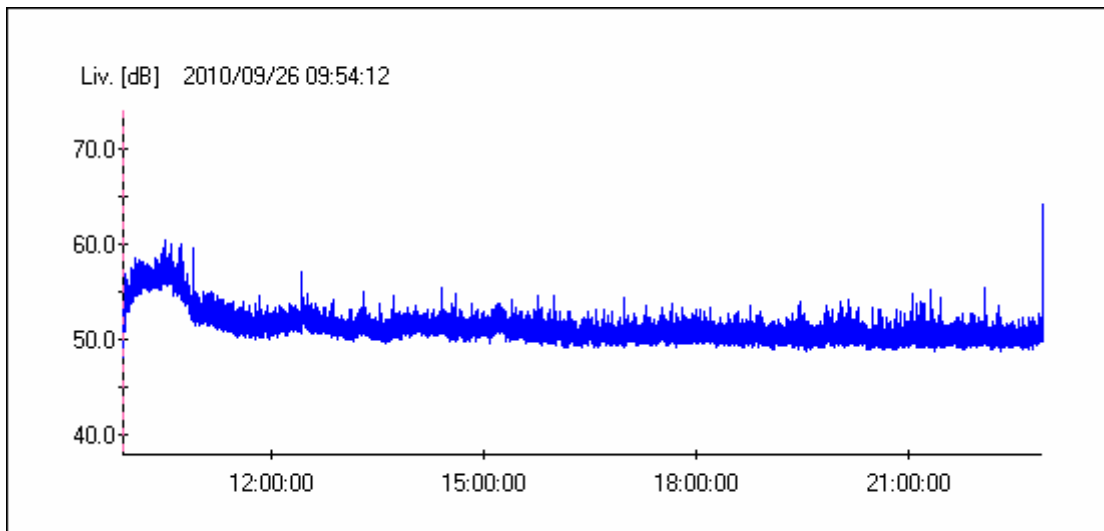
RUNNING Leq NOTTURNO



LA TIME HISTORY LIVELLO EQUIVALENTE PONDERATO "A"



LA TIME HISTORY LIVELLO PRESSIONE SONORA PONDERATA "A"





Ponte sullo Stretto di Messina
PROGETTO DEFINITIVO

MONITORAGGIO EMISSIONI DI RUMORE PER LA
MAPPATURA DI CLIMA ACUSTICO VOL.2/2

Codice documento

AS0106_F0.docxF0

Rev

F0

Data

20/06/2011

R2 - MISURE DI 24 ORE CON POSTAZIONE SEMI-FISSE

Punto

Ricettore

Indirizzo

R_CANT 1-2_S	Incrocio Via Bosurci e Campo Italia
Descrizione del punto di misura/ricettore	
<p><i>L'asta estensibile con il microfono posto all'altezza di mt. 4,00 dal piano stradale è stata collocata sul muro di sostegno adiacente la carreggiata all'incrocio tra Via Bosurci e Campo Italia</i></p>	

Caratterizzazione del punto di misura/ricettore		
Zonizzazione acustica e limiti diurni/notturni		
<input type="checkbox"/>	Classe I	50 / 40 dB(a)
<input type="checkbox"/>	Classe II	55 / 45 dB(a)
<input checked="" type="checkbox"/>	Classe III	60 / 50 dB(a)
<input type="checkbox"/>	Classe IV	65 / 55 dB(a)
<input type="checkbox"/>	Classe V	70 / 60 dB(a)
<input type="checkbox"/>	Classe VI	70 / 70 dB(a)
Caratterizzazione delle sorgenti di rumore		
Tipologia	<input checked="" type="checkbox"/>	Traffico stradale
	<input type="checkbox"/>	Traffico ferroviario
	<input type="checkbox"/>	Cantiere
	<input type="checkbox"/>	Altro
Descrizione		
Strumentazione adottata		
<p>Fonometro modello HD 2110 Classe 1, numero di serie 10060132243, - preamplificatore HD 2110 P, - microfono MK 221, numero di serie 34208 - Calibratore HD 2020 Classe 1 090 29825</p>		
Punto	Ricettore	Indirizzo
	R_CANT 1-2_S	Incrocio Via Bosurci e Campo Italia

Sintesi misure (ante e post mascheramenti eventi anomali o sorgenti regolamentate da DPR)

Periodo	TR	Data	L _{AeqTR} [dBA]	K _I [dBA]	K _T [dBA]	K _B [dBA]	L _{AeqTRC} [dBA]	L _{lim} [dBA]
Giorno	6-22h	26/09/10	79.8	0	0		79.8	60
Notte	22-6h	26/09/10	83.6	0	0	0	83.6	50

RISULTATI MISURE

Codice misura	R_CANT 1-2_S
Data inizio	26/09/2010
Ora inizio	23.00.59
Note	

Parametri		24 ore	Giorno (T _R = 6/22)	Notte (T _R = 22/6)
L _{AeqTR}	[dBA]	81.4	79.8	83.6
L1	[dBA]	91.0	89.0	96.0
L5	[dBA]	70.0	69.0	73.0
L10	[dBA]	66.0	65.5	68.0
L50	[dBA]	60.6	61.2	51.4
L90	[dBA]	50.8	59.4	50.2
L95	[dBA]	50.4	59.1	50.1
L99	[dBA]	50.0	58.0	50.0
L _I max	[dBA]	115.1	114.8	115.1
L _F max	[dBA]	111.8	111.0	111.8
L _S max	[dBA]	106.4	106.0	106.4
K _I	[dBA]	0	0	0
K _T	[dBA]	0	0	0
K _B	[dBA]	0	0	0
L _{AeqTRC}		81.4	79.8	83.6

Note:

Punto	Ricettore	Indirizzo
	R_CANT 1-2_S	Incrocio Via Bosurci e Campo Italia

Sorgente stradale: _____

	6/9h	9/14h	14/19h	19/22h	Media	22/2h	2/6 h	Media
Veic. Leggeri / 10'	26	34	34	23	29.25	131	60	95.5
Veic. Pesanti / 10'	6	6	7	2	5.25	39	17	28
Motocicli / 10'	7	7	5	6	6.25	38	9	23.5

	6/9h	9/14h	14/19h	19/22h	Media	22/2h	2/6 h	Media
Condizioni cielo	SERENO	SERENO	SERENO	SERENO		SERENO	SERENO	
Temperatura	20.3	28.3	27.3	20.8	24.18	16.4	16.3	16.35
Umidità relativa	78	68	63	74	70.75	87	55	71
Velocità vento	2.1	1.8	0.7	0.3	1.225	0.1	0.3	0.2
Direzione vento	N N E	E S E	E S E	N		E N E	N E	

Fotografia del punto di misura



Punto

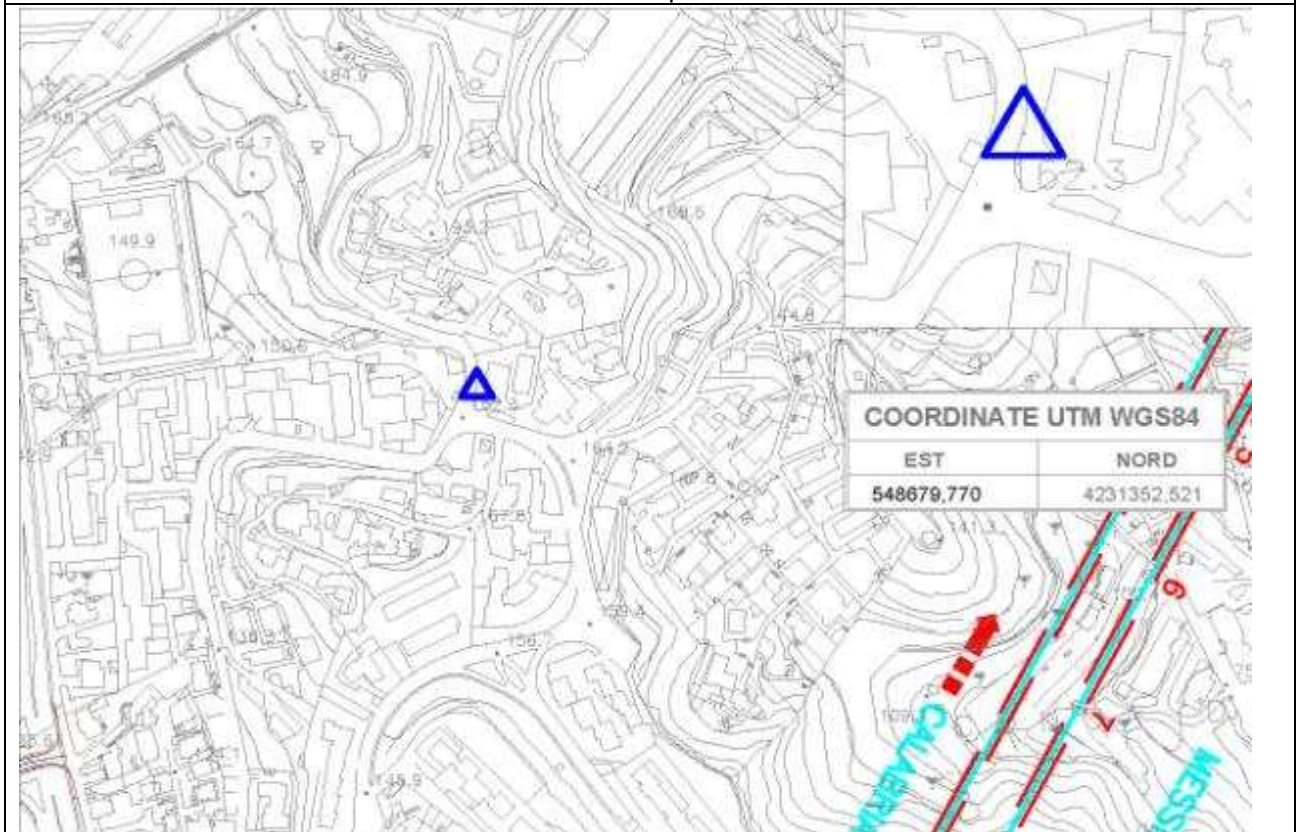
Ricettore

R_CANT 1-2_S

Indirizzo

Incrocio Via Bosurci e Campo Italia

Localizzazione planimetrica



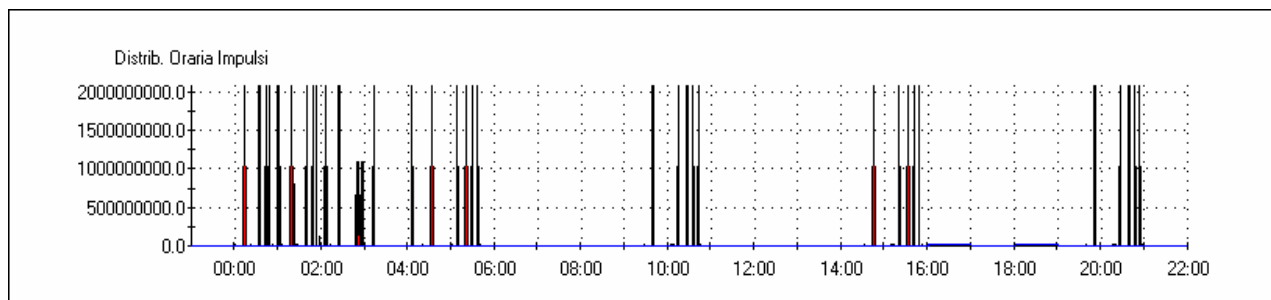
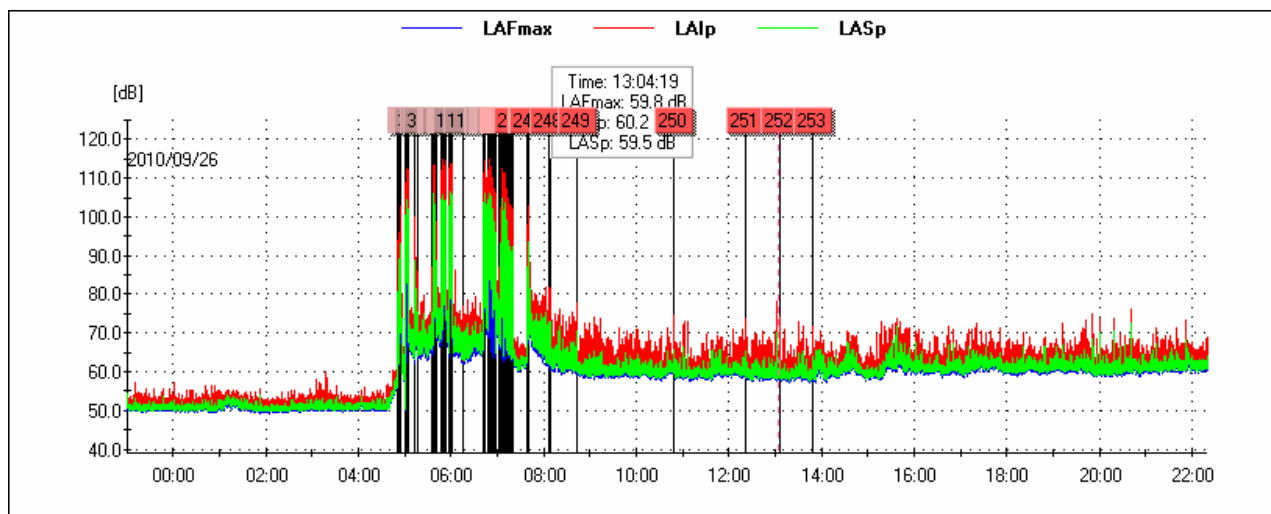
DATA	Tecnico competente: Studio tecnico ing. Giovanni Chiovetta	
	geom. Antonino Campione	Ing. Giovanni Chiovetta

RICONOSCIMENTO COMPONENTI IMPULSIVE

Il rumore presenta Componenti Impulsive (CI) quando sono verificate le condizioni seguenti:

- ripetitività di n° eventi impulsivi (n°10/ora di giorno e n°2/ora di notte);
- differenza tra LAImax e LASmax superiore a 6 dB;
- durata dell'evento a -10 dB dal valore LAFmax inferiore a 1 s.

La ripetitività viene dimostrata mediante registrazione grafica del livello di pressione sonora ponderato A fast effettuata durante il tempo di misura TM.



Lista degli impulsi nelle 24 ore

Ev	Inizio	Durata LAFmax-10dB[s]	LAFmax[dB]	LAImax - LASmax [dB]
1	2010/09/27 04:50:35	0.625	89.4	13.5
2	2010/09/27 04:52:01	0.625	81.8	13.5
3	2010/09/27 04:53:55	0.875	90.9	7.0
4	2010/09/27 04:54:18	0.625	96.6	12.4
5	2010/09/27 04:54:35	1.000	95.7	7.7
6	2010/09/27 04:54:50	0.750	97.9	9.2
7	2010/09/27 04:54:51	1.000	97.8	9.7
8	2010/09/27 04:54:54	0.500	97.9	12.4
9	2010/09/27 04:54:56	0.500	98.1	12.6
10	2010/09/27 05:01:42	0.625	67.8	13.2
11	2010/09/27 05:01:52	0.875	96.2	10.7

12	2010/09/27 05:01:53	0.875	101.9	12.9
13	2010/09/27 05:01:55	0.750	100.2	9.8
14	2010/09/27 05:02:07	0.625	91.1	8.8
15	2010/09/27 05:02:24	0.750	93.0	10.1
16	2010/09/27 05:02:32	0.875	99.8	7.2
17	2010/09/27 05:02:35	0.750	99.9	9.1
18	2010/09/27 05:02:36	0.750	97.0	10.0
19	2010/09/27 05:02:46	1.000	96.5	11.1
20	2010/09/27 05:02:51	1.000	104.3	8.5
21	2010/09/27 05:02:52	0.875	104.3	10.0
22	2010/09/27 05:03:11	0.625	106.3	9.3
23	2010/09/27 05:03:16	0.875	106.0	9.7
24	2010/09/27 05:03:24	0.750	103.7	8.8
25	2010/09/27 05:03:25	0.750	96.1	8.8
26	2010/09/27 05:03:31	0.750	104.8	9.0
27	2010/09/27 05:03:33	0.750	103.6	8.5
28	2010/09/27 05:03:46	0.750	105.3	7.0
29	2010/09/27 05:03:55	0.750	107.8	9.9
30	2010/09/27 05:04:26	0.875	107.4	10.2
31	2010/09/27 05:04:32	0.625	108.5	10.2
32	2010/09/27 05:05:26	0.625	82.8	12.1
33	2010/09/27 05:05:28	0.750	94.7	9.9
34	2010/09/27 05:14:03	0.875	96.6	11.0
35	2010/09/27 05:16:17	0.750	82.2	10.5
36	2010/09/27 05:35:41	0.875	82.4	12.0
37	2010/09/27 05:37:00	0.875	85.4	9.3
38	2010/09/27 05:37:04	0.625	86.8	12.8
39	2010/09/27 05:37:06	0.750	98.4	13.5
40	2010/09/27 05:37:19	0.875	104.2	9.4
41	2010/09/27 05:37:36	0.625	100.2	8.5
42	2010/09/27 05:37:46	1.000	107.0	7.3
43	2010/09/27 05:37:52	0.625	109.4	9.2
44	2010/09/27 05:37:56	0.875	106.0	8.6
45	2010/09/27 05:38:06	0.750	108.2	12.4
46	2010/09/27 05:38:15	1.000	105.8	7.3
47	2010/09/27 05:38:20	0.875	107.1	7.9
48	2010/09/27 05:38:29	0.875	110.4	9.8
49	2010/09/27 05:38:38	1.000	105.0	7.9
50	2010/09/27 05:38:41	0.625	101.8	8.8
51	2010/09/27 05:38:43	1.000	101.3	10.5
52	2010/09/27 05:38:49	1.000	102.1	11.1
53	2010/09/27 05:39:03	1.000	107.3	10.4
54	2010/09/27 05:39:09	0.625	103.7	10.5
55	2010/09/27 05:39:13	0.625	96.9	11.1
56	2010/09/27 05:39:17	1.000	100.9	9.8
57	2010/09/27 05:40:43	0.625	93.4	12.4
58	2010/09/27 05:47:26	0.625	102.1	11.5
59	2010/09/27 05:47:37	0.625	102.1	6.1

60	2010/09/27 05:47:43	1.000	100.2	9.4
61	2010/09/27 05:47:45	0.750	106.9	11.9
62	2010/09/27 05:47:47	1.000	105.7	7.3
63	2010/09/27 05:47:49	0.750	98.8	7.4
64	2010/09/27 05:48:38	0.875	98.6	13.0
65	2010/09/27 05:48:55	0.625	84.9	12.3
66	2010/09/27 05:49:28	0.750	93.2	11.7
67	2010/09/27 05:49:50	0.625	101.3	12.0
68	2010/09/27 05:49:53	0.875	98.6	8.2
69	2010/09/27 05:50:05	0.625	98.4	13.3
70	2010/09/27 05:50:06	0.750	107.8	8.5
71	2010/09/27 05:50:33	0.875	109.3	8.0
72	2010/09/27 05:50:35	0.750	103.7	6.7
73	2010/09/27 05:50:38	0.750	105.1	10.7
74	2010/09/27 05:50:43	0.625	102.8	10.4
75	2010/09/27 05:50:43	0.750	98.2	9.8
76	2010/09/27 05:50:48	1.000	106.3	7.9
77	2010/09/27 05:50:54	0.750	106.2	10.3
78	2010/09/27 05:50:57	1.000	105.3	8.7
79	2010/09/27 05:51:02	0.750	105.3	7.2
80	2010/09/27 05:51:06	0.625	107.4	8.4
81	2010/09/27 05:51:08	0.625	109.4	10.4
82	2010/09/27 05:51:16	1.000	108.5	7.9
83	2010/09/27 05:51:19	0.750	105.4	7.4
84	2010/09/27 05:52:09	1.000	109.1	7.5
85	2010/09/27 05:52:22	0.875	103.1	12.0
86	2010/09/27 05:52:25	0.750	104.9	7.4
87	2010/09/27 05:52:38	0.750	109.7	7.5
88	2010/09/27 05:52:46	0.875	103.2	11.0
89	2010/09/27 05:52:51	1.000	103.7	6.3
90	2010/09/27 05:53:02	1.000	107.2	7.5
91	2010/09/27 05:56:41	0.625	98.6	11.8
92	2010/09/27 05:57:23	0.750	102.6	10.1
93	2010/09/27 05:57:26	1.000	98.2	10.5
94	2010/09/27 05:57:32	0.500	94.3	13.4
95	2010/09/27 05:57:59	0.750	102.5	12.5
96	2010/09/27 05:58:13	0.875	104.4	6.9
97	2010/09/27 05:58:19	0.750	108.1	10.2
98	2010/09/27 05:58:29	1.000	105.9	8.4
99	2010/09/27 05:58:37	0.750	107.4	10.5
100	2010/09/27 05:59:02	0.875	102.3	7.1
101	2010/09/27 05:59:06	0.875	102.3	9.1
102	2010/09/27 05:59:35	0.875	106.0	9.3
103	2010/09/27 05:59:36	1.000	108.2	7.4
104	2010/09/27 05:59:37	0.625	100.9	7.5
105	2010/09/27 05:59:38	0.750	106.4	7.9
106	2010/09/27 05:59:52	0.625	109.3	11.7
107	2010/09/27 05:59:59	0.875	108.5	9.9

108	2010/09/27 06:00:08	0.625	107.9	11.9
109	2010/09/27 06:00:23	0.750	92.8	9.8
110	2010/09/27 06:00:29	0.750	100.0	9.3
111	2010/09/27 06:00:33	1.000	106.5	11.4
112	2010/09/27 06:00:40	0.625	107.3	11.3
113	2010/09/27 06:00:41	0.875	101.9	11.0
114	2010/09/27 06:00:46	1.000	109.5	9.6
115	2010/09/27 06:00:53	0.750	98.3	8.1
116	2010/09/27 06:15:13	1.000	74.4	8.1
117	2010/09/27 06:42:13	0.750	106.6	9.6
118	2010/09/27 06:42:21	1.000	107.3	10.4
119	2010/09/27 06:42:28	0.875	97.4	8.4
120	2010/09/27 06:42:29	0.750	97.7	11.0
121	2010/09/27 06:42:33	0.750	97.0	12.2
122	2010/09/27 06:42:43	0.625	98.9	10.4
123	2010/09/27 06:42:54	0.750	93.2	11.5
124	2010/09/27 06:43:24	0.750	103.2	8.8
125	2010/09/27 06:43:26	1.000	104.4	8.0
126	2010/09/27 06:44:39	0.750	97.7	9.8
127	2010/09/27 06:44:50	0.750	109.2	9.7
128	2010/09/27 06:44:53	1.000	105.6	6.7
129	2010/09/27 06:44:58	0.750	105.0	10.7
130	2010/09/27 06:48:40	0.500	101.2	10.6
131	2010/09/27 06:48:56	0.875	101.6	9.8
132	2010/09/27 06:49:04	0.750	106.9	9.4
133	2010/09/27 06:49:12	0.625	107.6	9.4
134	2010/09/27 06:49:23	0.625	105.6	11.6
135	2010/09/27 06:49:24	1.000	106.7	9.0
136	2010/09/27 06:49:29	0.625	101.1	10.6
137	2010/09/27 06:49:30	1.000	106.3	8.3
138	2010/09/27 06:49:41	0.750	111.0	11.0
139	2010/09/27 06:49:44	0.875	99.1	11.8
140	2010/09/27 06:50:07	0.750	104.6	10.1
141	2010/09/27 06:51:01	0.875	100.7	6.3
142	2010/09/27 06:51:04	0.750	105.0	8.8
143	2010/09/27 06:51:07	1.000	100.9	10.3
144	2010/09/27 06:51:18	0.625	101.6	11.7
145	2010/09/27 06:51:20	1.000	99.3	8.3
146	2010/09/27 06:51:43	0.750	100.1	8.4
147	2010/09/27 06:51:44	0.875	96.8	6.9
148	2010/09/27 06:51:51	0.625	108.1	10.5
149	2010/09/27 06:52:38	0.500	99.2	13.4
150	2010/09/27 06:53:00	0.750	100.2	11.5
151	2010/09/27 06:53:15	0.875	107.2	9.1
152	2010/09/27 06:53:22	0.500	101.4	10.2
153	2010/09/27 06:53:23	1.000	107.5	8.5
154	2010/09/27 06:53:34	0.750	98.7	10.3
155	2010/09/27 06:53:46	0.625	97.9	11.3

156	2010/09/27 06:54:15	0.625	94.9	11.1
157	2010/09/27 06:55:36	0.625	85.0	9.0
158	2010/09/27 06:55:45	0.625	100.5	9.3
159	2010/09/27 06:55:46	0.625	95.8	9.7
160	2010/09/27 06:55:56	0.875	89.1	6.8
161	2010/09/27 06:56:10	0.875	98.2	8.3
162	2010/09/27 06:56:31	0.625	95.2	6.7
163	2010/09/27 06:56:32	1.000	97.6	6.8
164	2010/09/27 06:56:43	0.875	101.6	7.4
165	2010/09/27 06:56:56	0.875	98.2	10.0
166	2010/09/27 06:57:00	0.750	94.9	10.2
167	2010/09/27 06:57:04	1.000	100.3	7.2
168	2010/09/27 06:57:09	1.000	101.0	10.1
169	2010/09/27 06:57:12	0.875	100.6	7.9
170	2010/09/27 06:57:50	0.500	99.9	13.9
171	2010/09/27 06:58:26	0.625	100.6	9.4
172	2010/09/27 06:58:37	0.875	96.0	8.9
173	2010/09/27 06:58:46	1.000	98.7	9.3
174	2010/09/27 07:02:03	0.750	82.4	11.9
175	2010/09/27 07:03:12	0.750	81.8	11.0
176	2010/09/27 07:04:11	0.625	84.0	13.0
177	2010/09/27 07:05:22	1.000	100.6	7.0
178	2010/09/27 07:05:28	0.750	105.0	9.8
179	2010/09/27 07:05:32	1.000	78.0	10.4
180	2010/09/27 07:05:35	0.750	102.4	13.9
181	2010/09/27 07:06:54	1.000	99.6	9.9
182	2010/09/27 07:06:57	0.625	92.2	11.1
183	2010/09/27 07:07:00	0.625	101.7	13.3
184	2010/09/27 07:07:00	0.875	106.3	9.6
185	2010/09/27 07:07:02	0.750	102.6	9.2
186	2010/09/27 07:08:06	1.000	105.0	9.4
187	2010/09/27 07:08:09	0.625	100.9	10.6
188	2010/09/27 07:08:39	0.875	88.9	8.3
189	2010/09/27 07:08:44	0.875	90.5	11.6
190	2010/09/27 07:08:56	0.750	89.2	11.4
191	2010/09/27 07:09:01	0.500	99.9	13.1
192	2010/09/27 07:09:03	0.500	101.5	13.4
193	2010/09/27 07:09:09	0.500	101.5	13.6
194	2010/09/27 07:09:11	0.625	100.4	7.6
195	2010/09/27 07:09:16	0.500	96.3	12.5
196	2010/09/27 07:09:21	0.875	100.1	10.9
197	2010/09/27 07:09:26	0.500	98.7	9.6
198	2010/09/27 07:09:30	0.625	103.1	10.1
199	2010/09/27 07:09:40	0.750	99.0	7.7
200	2010/09/27 07:09:43	0.500	93.8	11.4
201	2010/09/27 07:10:33	1.000	103.7	11.4
202	2010/09/27 07:10:37	0.750	95.2	7.8
203	2010/09/27 07:10:40	0.750	95.4	7.9

204	2010/09/27 07:10:52	0.625	98.5	8.8
205	2010/09/27 07:11:01	0.875	98.2	7.7
206	2010/09/27 07:11:06	0.625	99.7	7.4
207	2010/09/27 07:11:12	1.000	94.8	8.4
208	2010/09/27 07:11:58	0.500	81.0	7.9
209	2010/09/27 07:11:59	0.625	92.0	10.8
210	2010/09/27 07:12:01	0.625	81.3	12.6
211	2010/09/27 07:12:03	0.625	90.3	11.5
212	2010/09/27 07:12:09	0.500	88.3	13.9
213	2010/09/27 07:12:20	0.500	98.1	12.6
214	2010/09/27 07:12:26	1.000	101.9	8.7
215	2010/09/27 07:13:45	0.875	98.4	8.3
216	2010/09/27 07:13:50	1.000	89.3	10.6
217	2010/09/27 07:14:23	0.750	98.0	11.1
218	2010/09/27 07:15:10	0.875	101.5	10.9
219	2010/09/27 07:15:15	0.625	100.4	10.1
220	2010/09/27 07:15:45	0.875	92.8	8.1
221	2010/09/27 07:15:48	1.000	86.7	7.6
222	2010/09/27 07:15:58	1.000	95.8	8.8
223	2010/09/27 07:16:05	0.500	96.7	11.0
224	2010/09/27 07:16:08	0.750	99.6	11.2
225	2010/09/27 07:16:45	0.875	92.8	8.8
226	2010/09/27 07:16:46	0.750	93.0	7.4
227	2010/09/27 07:17:46	0.500	92.7	11.7
228	2010/09/27 07:17:46	0.750	92.5	9.6
229	2010/09/27 07:17:50	0.625	89.2	13.2
230	2010/09/27 07:18:00	0.625	97.8	11.3
231	2010/09/27 07:18:30	0.625	99.4	11.6
232	2010/09/27 07:18:32	0.625	93.5	11.1
233	2010/09/27 07:18:48	0.625	87.7	12.8
234	2010/09/27 07:18:52	1.000	84.6	10.0
235	2010/09/27 07:19:10	0.625	97.8	12.0
236	2010/09/27 07:19:38	0.625	98.0	10.5
237	2010/09/27 07:19:44	0.625	85.2	13.4
238	2010/09/27 07:39:28	0.625	91.6	13.7
239	2010/09/27 07:39:30	0.625	93.2	13.4
240	2010/09/27 07:39:32	0.875	93.2	12.5
241	2010/09/27 07:39:46	0.625	97.3	12.0
242	2010/09/27 07:39:50	0.625	89.8	8.8
243	2010/09/27 07:39:51	0.875	97.9	11.1
244	2010/09/27 07:40:21	0.875	89.2	8.5
245	2010/09/27 07:40:24	0.875	88.8	8.6
246	2010/09/27 08:06:41	1.000	75.0	9.8
247	2010/09/27 08:08:00	0.875	77.4	10.2
248	2010/09/27 08:08:02	0.750	78.7	8.8
249	2010/09/27 08:42:59	0.875	75.7	6.9
250	2010/09/27 10:48:39	0.875	72.3	8.7
251	2010/09/27 12:22:34	0.750	71.9	8.6

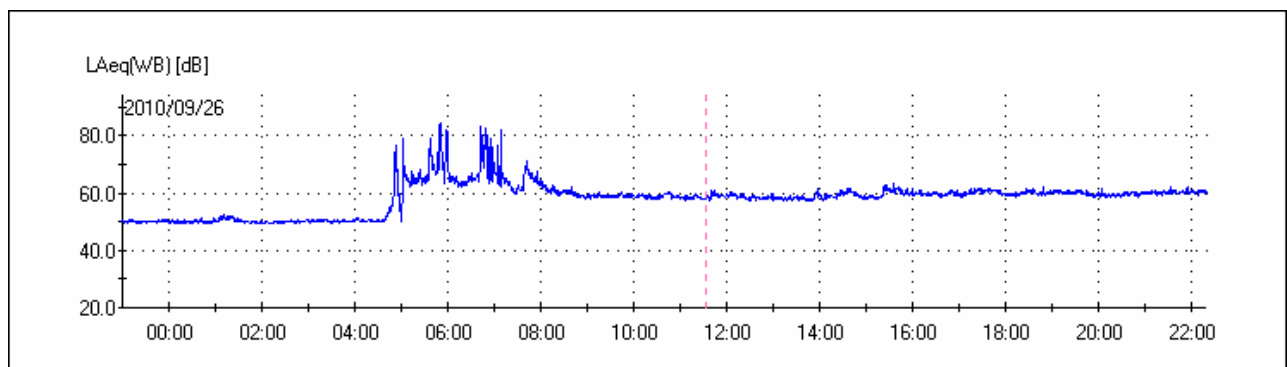
252	2010/09/27 13:06:38	0.875	69.7	11.3
253	2010/09/27 13:47:51	1.000	69.0	7.8

RICONOSCIMENTO COMPONENTI TONALI

Al fine di individuare la presenza di Componenti Tonalì (CT) nel rumore, si effettua un'analisi spettrale per bande normalizzate di 1/3 di ottava. Si considerano esclusivamente le CT aventi carattere stazionario nel tempo ed in frequenza.

L'analisi è stata svolta nell'intervallo di frequenza compreso tra 20 Hz e 20 KHz.

Si è in presenza di una CT se il livello minimo di una banda supera i livelli minimi delle bande adiacenti per almeno 5 dB.



Persistenza BF	5%
Persistenza AF	5%
TONALI [Hz]	PERSIST [%]
Freq: 315	0.0
PENALIZZAZIONI	
Penalizzazione BF: No	
Penalizzazione AF: No	

TIME ISTORY COMPONENTI TONALI

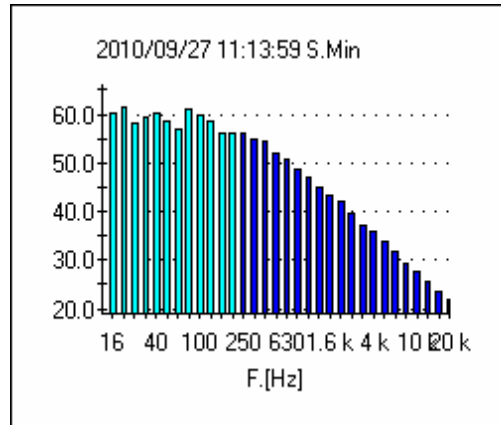
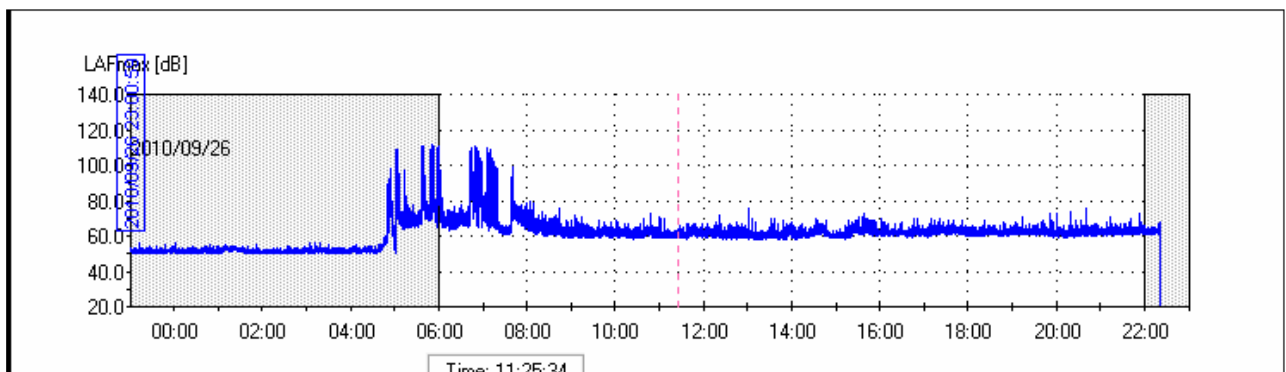
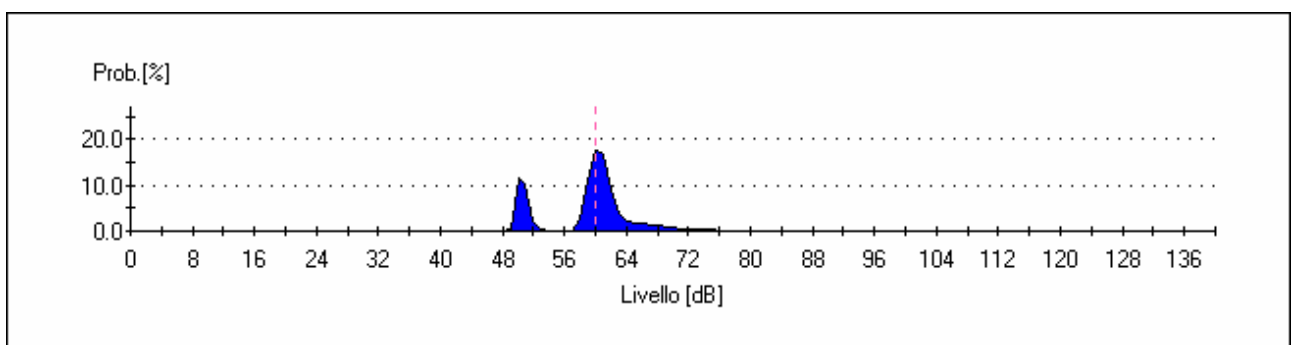


GRAFICO DEL CLIMA ACUSTICO GIORNALIERO



DISTRIBUTIVA



CUMULATIVA

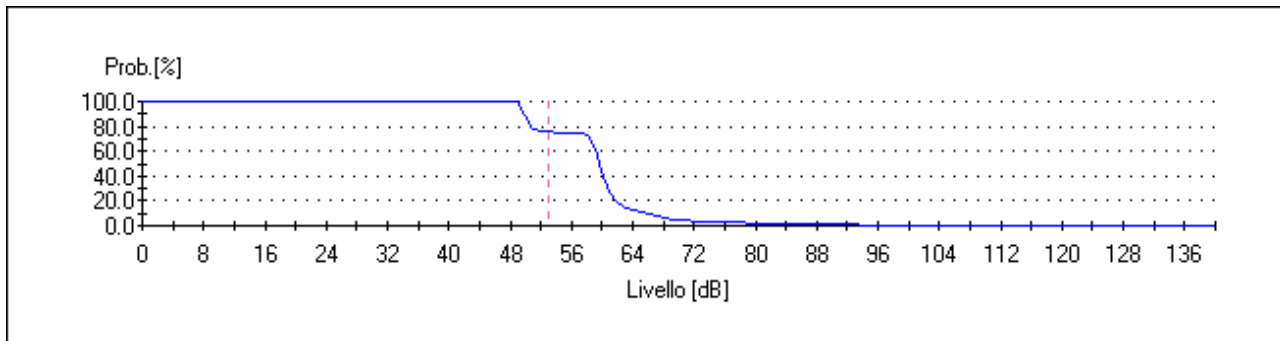
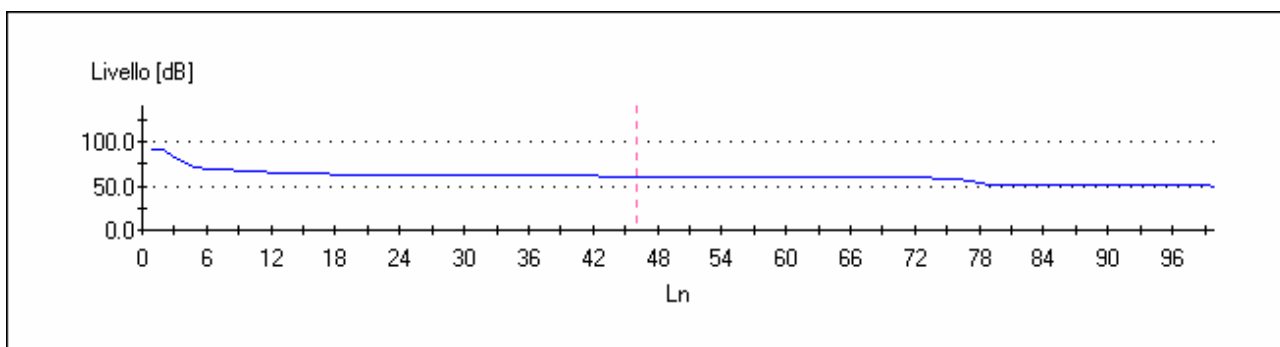


GRAFICO PERCENTILI



Livelli statistici L1, L5, L10, L50, L90, L95, L99; nelle 24 ore

Percentile	Leq.[dB]
0	91.0
1	91.0
2	82.0
3	75.0
4	72.0
5	70.0
6	69.0
7	68.0
8	67.5
9	67.0
10	66.0
11	65.5
12	65.0
13	64.5
14	64.0
15	63.8
16	63.5
17	63.3

18	63.0
19	62.9
20	62.8
21	62.7
22	62.6
23	62.4
24	62.3
25	62.2
26	62.1
27	62.0
28	61.9
29	61.9
30	61.8
31	61.8
32	61.7
33	61.6
34	61.6
35	61.5
36	61.4
37	61.4
38	61.3
39	61.3
40	61.2
41	61.1
42	61.1
43	61.0
44	60.9
45	60.9
46	60.8
47	60.8
48	60.7
49	60.7
50	60.6
51	60.6
52	60.5
53	60.4
54	60.4
55	60.3
56	60.3
57	60.2
58	60.2
59	60.1
60	60.1
61	60.0
62	59.9
63	59.8
64	59.7
65	59.6

66	59.5
67	59.5
68	59.4
69	59.3
70	59.2
71	59.1
72	59.0
73	58.5
74	58.0
75	57.0
76	55.3
77	53.7
78	52.0
79	51.9
80	51.8
81	51.7
82	51.6
83	51.5
84	51.4
85	51.3
86	51.2
87	51.1
88	51.0
89	50.9
90	50.8
91	50.7
92	50.6
93	50.5
94	50.5
95	50.4
96	50.3
97	50.2
98	50.1
99	50.0

LIVELLI PERCENTILI DIURNI

Percentile	Leq. [dB]
0	89.0
1	89.0
2	80.0
3	73.0
4	70.0
5	69.0
6	68.0
7	67.5
8	67.0

9	66.0
10	65.5
11	65.0
12	64.7
13	64.3
14	64.0
15	63.8
16	63.6
17	63.4
18	63.2
19	63.0
20	62.9
21	62.8
22	62.8
23	62.7
24	62.6
25	62.5
26	62.5
27	62.4
28	62.3
29	62.2
30	62.2
31	62.1
32	62.0
33	62.0
34	61.9
35	61.9
36	61.8
37	61.8
38	61.7
39	61.7
40	61.7
41	61.6
42	61.6
43	61.5
44	61.5
45	61.4
46	61.4
47	61.3
48	61.3
49	61.3
50	61.2
51	61.2
52	61.1
53	61.1
54	61.0
55	61.0
56	61.0

57	60.9
58	60.9
59	60.8
60	60.8
61	60.8
62	60.7
63	60.7
64	60.6
65	60.6
66	60.6
67	60.5
68	60.5
69	60.4
70	60.4
71	60.4
72	60.3
73	60.3
74	60.2
75	60.2
76	60.2
77	60.1
78	60.1
79	60.0
80	60.0
81	59.9
82	59.9
83	59.8
84	59.8
85	59.7
86	59.6
87	59.6
88	59.5
89	59.4
90	59.4
91	59.3
92	59.3
93	59.2
94	59.1
95	59.1
96	59.0
97	58.7
98	58.3
99	58.0

LIVELLI PERCENTILI NOTTURNI

Percentile	Leq.[dB]
------------	----------

0	96.0
1	96.0
2	87.0
3	79.0
4	75.0
5	73.0
6	71.0
7	70.0
8	69.0
9	68.5
10	68.0
11	67.0
12	66.0
13	65.0
14	64.0
15	63.0
16	62.0
17	61.7
18	61.3
19	61.0
20	58.0
21	55.0
22	54.0
23	53.0
24	52.9
25	52.7
26	52.6
27	52.4
28	52.3
29	52.1
30	52.0
31	52.0
32	51.9
33	51.9
34	51.9
35	51.8
36	51.8
37	51.8
38	51.8
39	51.7
40	51.7
41	51.7
42	51.6
43	51.6
44	51.6
45	51.5
46	51.5
47	51.5

48	51.4
49	51.4
50	51.4
51	51.3
52	51.3
53	51.3
54	51.3
55	51.2
56	51.2
57	51.2
58	51.1
59	51.1
60	51.1
61	51.0
62	51.0
63	51.0
64	50.9
65	50.9
66	50.9
67	50.9
68	50.8
69	50.8
70	50.8
71	50.8
72	50.7
73	50.7
74	50.7
75	50.6
76	50.6
77	50.6
78	50.6
79	50.5
80	50.5
81	50.5
82	50.5
83	50.4
84	50.4
85	50.4
86	50.4
87	50.3
88	50.3
89	50.3
90	50.2
91	50.2
92	50.2
93	50.2
94	50.1
95	50.1

96	50.1
97	50.1
98	50.0
99	50.0

LIVELLI DI IMPULS- FAST E SLOW MAX NELLE 24 ORE		
LAlp [dB]	LASp [dB]	LAFp [dB]
57.9	54.4	56.2
115.1	106.4	111.8
102.7	93.7	98.7
78.3	71.6	75.7
74.9	68.4	72.5
76.3	72.4	75.3
115.1	106.4	111.8

LIVELLI di Impuls – fast – slow massimi nelle 16 ore diurne

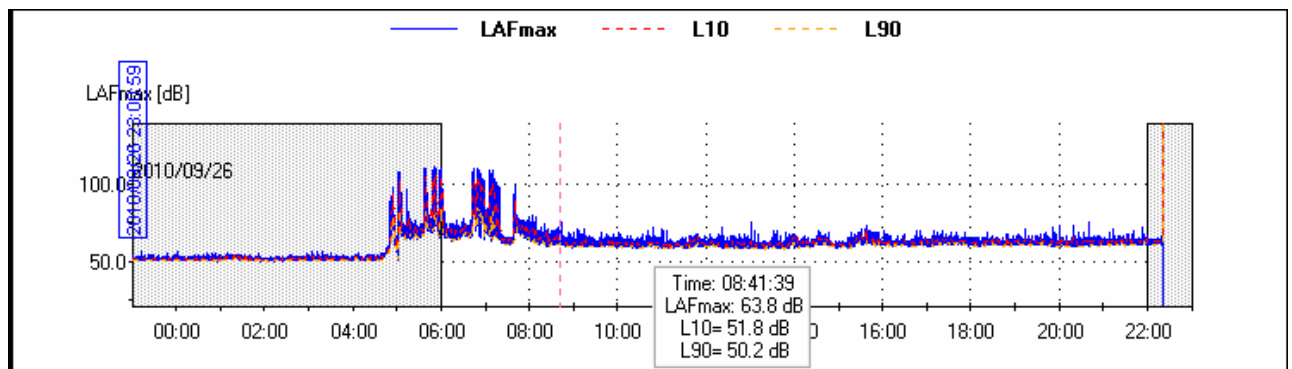
LIVELLI DI IMPULS- FAST E SLOW MAX DIURNI		
LAlp [dB]	LASp [dB]	LAFp [dB]
114.8	106	111
102.7	93.7	98.7
78.3	71.6	75.7
74.9	68.4	72.5
76.3	72.4	75.3
114.8	106	111

LIVELLI di Impuls – fast – slow massimi nelle 8 ore notturni

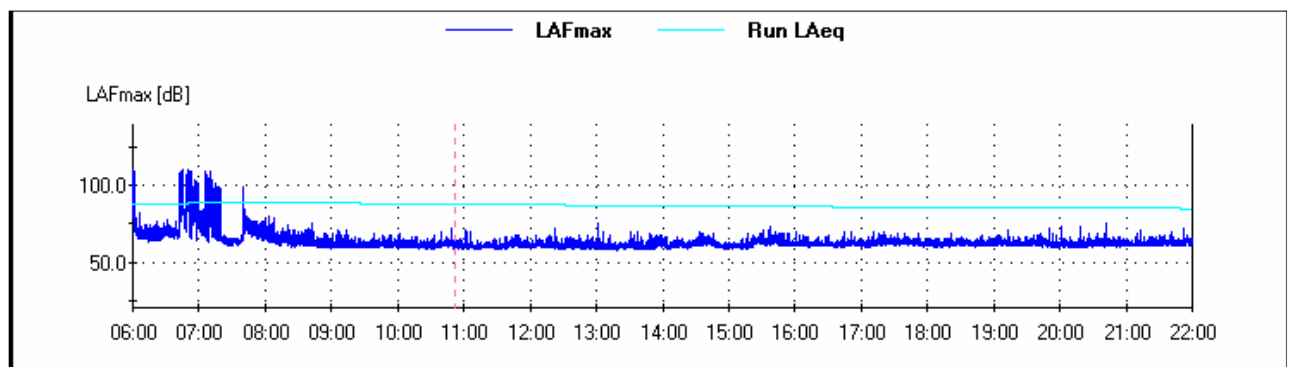
LIVELLI DI IMPULS- FAST E SLOW

MAX NOTTURNI		
LAIp [dB]	LASp [dB]	LAFp [dB]
57.9	54.4	56.2
115.1	106.4	111.8
68.9	64.2	67.8
115.1	106.4	111.8

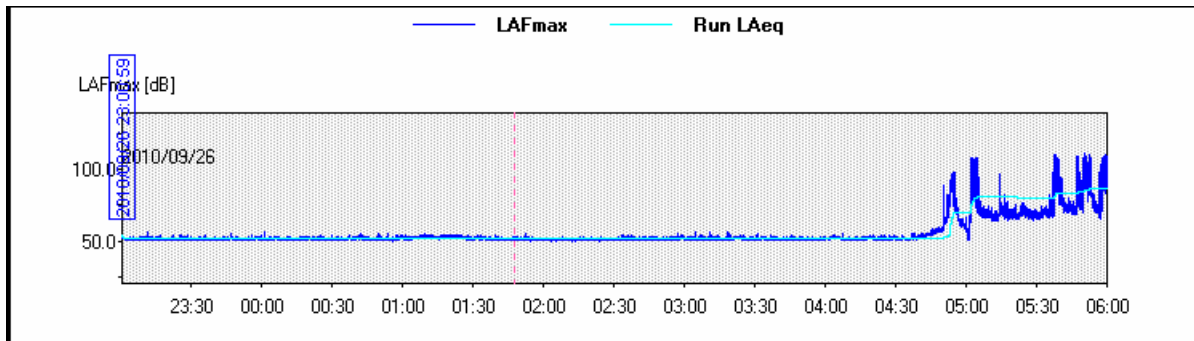
TIME HISTORY L10 – L90



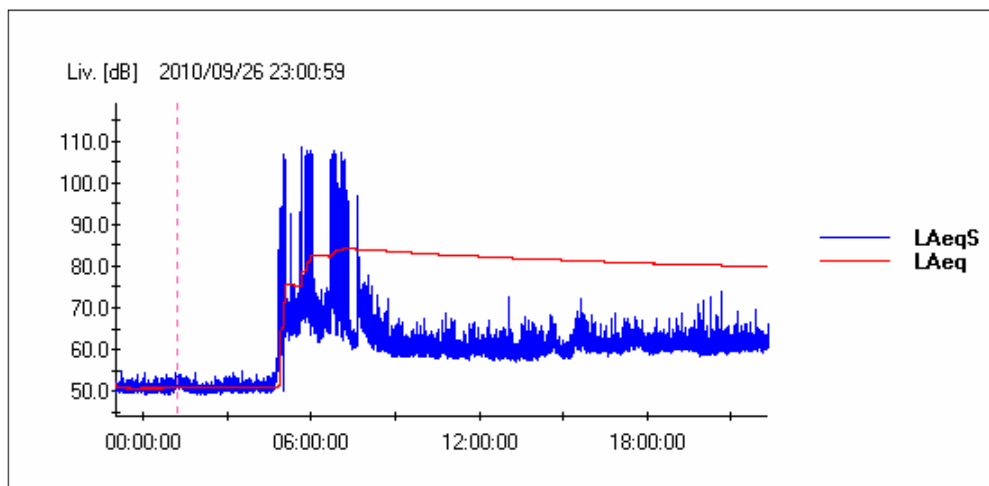
RUNNING Leq DIURNO



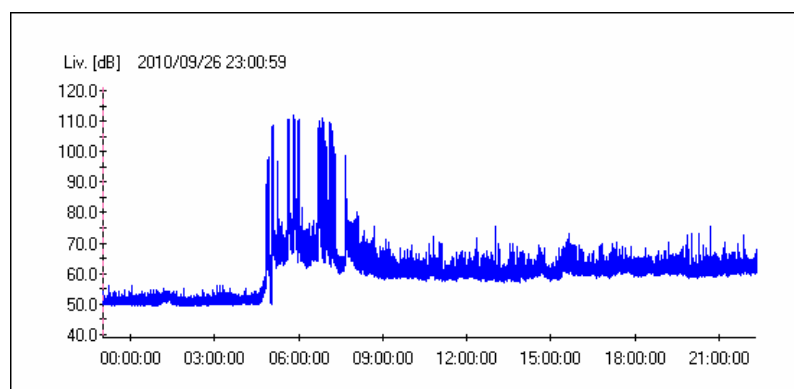
RUNNING Leq NOTTURNO



LA TIME HISTORY LIVELLO EQUIVALENTE PONDERATO "A"



LA TIME HISTORY LIVELLO PRESSIONE SONORA PONDERATA "A"



R2 - MISURE DI 24 ORE CON POSTAZIONE SEMI-FISSE

Punto	Ricettore R_CANT 2-1_S	Indirizzo Campo Italia
Descrizione del punto di misura/ricettore		
<p><i>L'asta estensibile con il microfono posto all'altezza di mt. 4,00 dal piano stradale è stata collocata nella piazzola di sosta adiacente la carreggiata stradale che fronteggia il condominio ATHENA</i></p>		

Caratterizzazione del punto di misura/ricettore		
Zonizzazione acustica e limiti diurni/notturni		
<input type="checkbox"/>	Classe I	50 /40 dB(a)
<input type="checkbox"/>	Classe II	55 / 45 dB(a)
<input checked="" type="checkbox"/>	Classe III	60 / 50 dB(a)
<input type="checkbox"/>	Classe IV	65 / 55 dB(a)
<input type="checkbox"/>	Classe V	70 / 60 dB(a)
<input type="checkbox"/>	Classe VI	70 / 70 dB(a)
Caratterizzazione delle sorgenti di rumore		
Tipologia	<input checked="" type="checkbox"/>	Traffico stradale
	<input type="checkbox"/>	Traffico ferroviario
	<input type="checkbox"/>	Cantiere
	<input type="checkbox"/>	Altro
Descrizione		
Strumentazione adottata		
<p>Fonometro modello HD 2110 Classe 1, numero di serie 10060132243, - preamplificatore HD 2110 P, - microfono MK 221, numero di serie 34208 - Calibratore HD 2020 Classe 1 090 29825</p>		
Punto	Ricettore R_CANT 2-1_S	Indirizzo Campo Italia

Sintesi misure (ante e post mascheramenti eventi anomali o sorgenti regolamentate da DPR)

Periodo	TR	Data	L _{AeqTR} [dBA]	K _I [dBA]	K _T [dBA]	K _B [dBA]	L _{AeqTRC} [dBA]	L _{lim} [dBA]
Giorno	6-22h	30/09/10	75.3	0	0		75.3	60
Notte	22-6h	30/09/10	68.1	0	0	0	68.1	50

RISULTATI MISURE

Codice misura	R_CANT 2-1_S
Data inizio	30/09/2010
Ora inizio	22.50.11
Note	

Parametri		24 ore	Giorno (T _R = 6/22)	Notte (T _R = 22/6)
L _{AeqTR}	[dBA]	73.9	75.3	68.1
L ₁	[dBA]	85.0	87.0	78.0
L ₅	[dBA]	78.0	80.0	74.0
L ₁₀	[dBA]	75.0	76.5	71.5
L ₅₀	[dBA]	62.8	62.5	63.0
L ₉₀	[dBA]	55.0	55.0	54.7
L ₉₅	[dBA]	53.5	54.0	52.0
L ₉₉	[dBA]	50.0	52.0	48.0
L _I max	[dBA]	110.4	110.4	101.4
L _F max	[dBA]	105.9	105.9	96.6
L _S max	[dBA]	98.3	98.3	87.6
K _I	[dBA]	0	0	0
K _T	[dBA]	0	0	0
K _B	[dBA]	0	0	0
L _{AeqTRC}		73.9	75.3	68.1

Note:

Punto	Ricettore	Indirizzo
	R_CANT 2-1_S	Campo Italia

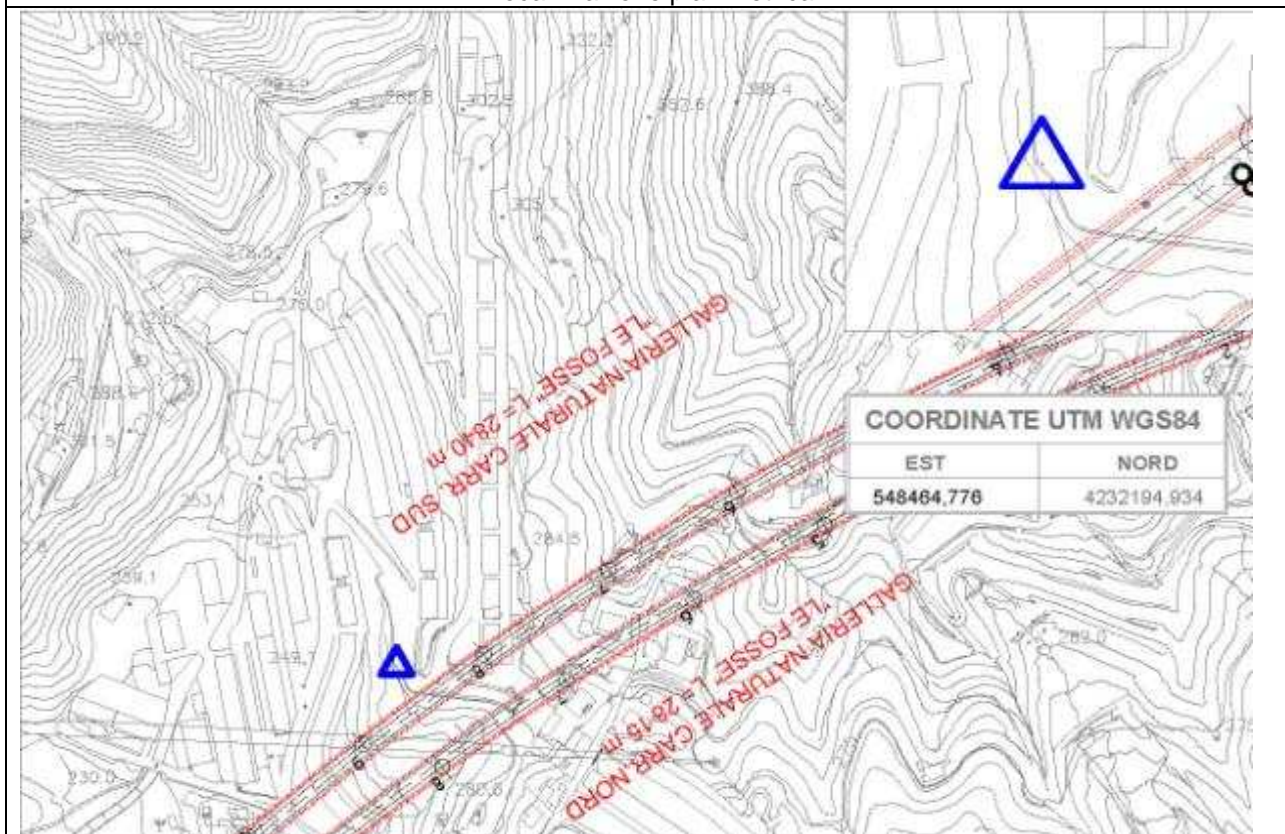
Sorgente stradale: _____								
	6/9h	9/14h	14/19h	19/22h	Media	22/2h	2/6 h	Media
Veic. Leggeri / 10'	6	18	18	19	15.25	10	3	6.5
Veic. Pesanti / 10'	0	1	1	1	0.75	0	0	0
Motocicli / 10'	1	2	3	2	2	1	0	0.5
	6/9h	9/14h	14/19h	19/22h	Media	22/2h	2/6 h	Media
Condizioni cielo	SERENO	SERENO	SERENO	SERENO		SERENO	SERENO	
Temperatura	21.2	27.4	30.2	28.3	26.78	24	22.5	23.25
Umidità relativa	55	62	68	74	64.75	76	77	76.5
Velocità vento	3.1	2.4	1.5	0.8	1.95	1.2	2.1	1.65
Direzione vento	E	E	NE	N		N	NE	

Fotografia del punto di misura



Punto	Ricettore	Indirizzo
	R_CANT 2-1_S	Campo Italia

Localizzazione planimetrica



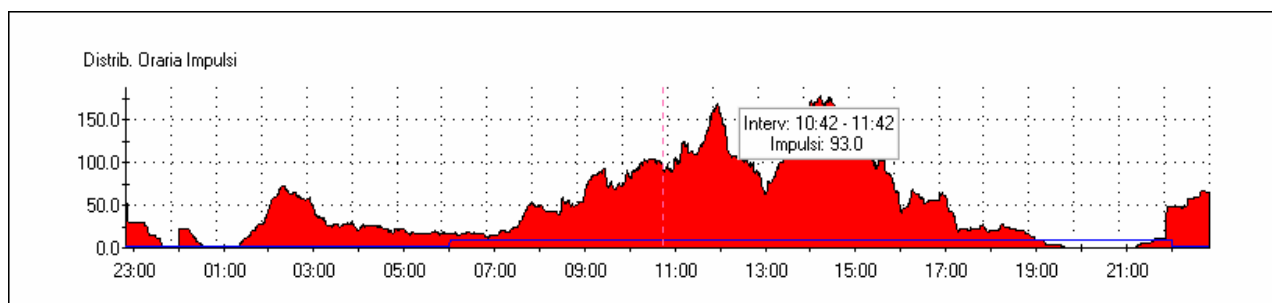
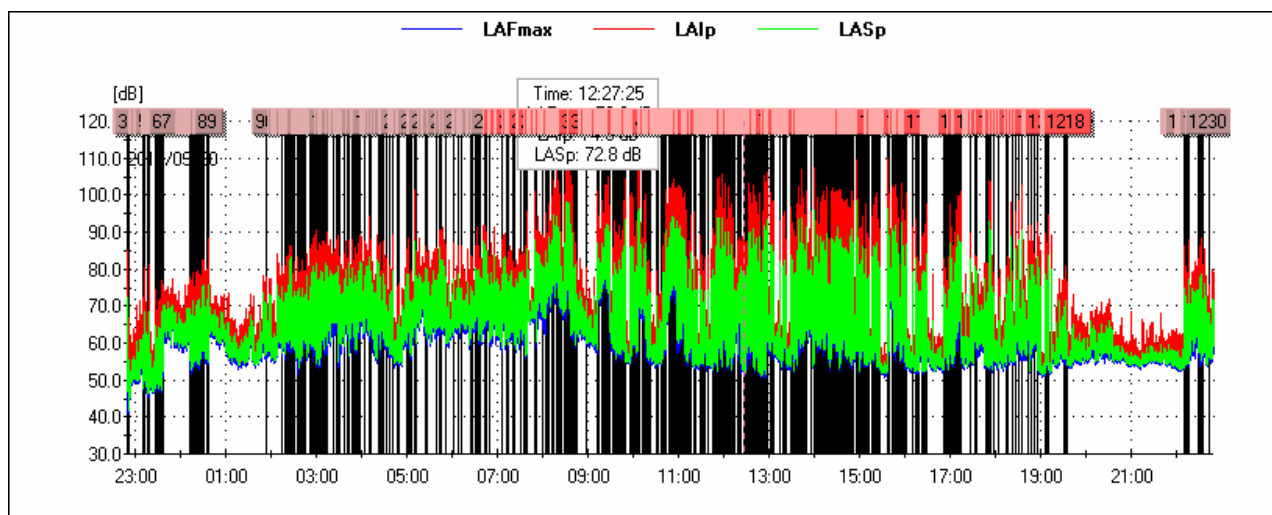
DATA	Tecnico competente: Studio tecnico ing. Giovanni Chiovetta	
	geom. Antonino Campione	Ing. Giovanni Chiovetta

RICONOSCIMENTO COMPONENTI IMPULSIVE

Il rumore presenta Componenti Impulsive (CI) quando sono verificate le condizioni seguenti:

- ripetitività di n° eventi impulsivi (n°10/ora di giorno e n°2/ora di notte);
- differenza tra LAImax e LASmax superiore a 6 dB;
- durata dell'evento a -10 dB dal valore LAFmax inferiore a 1 s.

La ripetitività viene dimostrata mediante registrazione grafica del livello di pressione sonora ponderato A fast effettuata durante il tempo di misura TM.



Lista degli impulsi nelle 24 ore

Ev	Inizio	Durata LAFmax-10dB[s]	LAFmax[dB]	LAImax - LASmax [dB]
1	2010/09/30 22:50:12	0.500	72.1	13.7
2	2010/09/30 22:50:14	0.625	75.4	12.6
3	2010/09/30 22:50:15	0.625	75.5	11.6
4	2010/09/30 22:50:16	0.750	75.6	9.2
5	2010/09/30 22:50:19	0.500	76.7	13.1
6	2010/09/30 22:50:21	0.500	78.0	13.5
7	2010/09/30 22:50:22	0.625	74.7	11.6

8	2010/09/30 22:50:23	0.500	79.2	13.0
9	2010/09/30 22:50:24	0.500	75.4	12.0
10	2010/09/30 22:50:25	0.500	73.5	11.6
11	2010/09/30 22:50:26	0.500	76.7	12.2
12	2010/09/30 22:50:27	0.625	73.4	11.3
13	2010/09/30 22:50:27	0.500	78.1	12.7
14	2010/09/30 22:50:28	0.500	78.7	12.2
15	2010/09/30 22:50:29	0.500	78.4	12.1
16	2010/09/30 22:50:30	0.500	78.3	12.3
17	2010/09/30 22:50:31	0.500	80.0	12.7
18	2010/09/30 22:50:33	0.500	77.8	13.0
19	2010/09/30 22:50:35	0.625	80.0	13.3
20	2010/09/30 22:50:39	0.500	75.2	13.9
21	2010/09/30 22:50:49	0.625	70.9	13.5
22	2010/09/30 22:50:51	0.625	68.1	12.8
23	2010/09/30 22:50:53	0.625	68.0	13.1
24	2010/09/30 22:50:57	0.500	62.9	12.7
25	2010/09/30 22:51:00	0.625	68.1	13.5
26	2010/09/30 22:51:02	0.625	64.2	12.8
27	2010/09/30 22:51:05	0.500	59.2	12.5
28	2010/09/30 22:51:07	0.500	61.8	13.3
29	2010/09/30 22:51:08	0.500	60.6	12.8
30	2010/09/30 22:51:10	0.500	61.8	13.2
31	2010/09/30 22:51:12	0.625	60.3	13.0
32	2010/09/30 22:51:15	0.625	61.5	13.3
33	2010/09/30 22:51:16	0.875	53.1	13.1
34	2010/09/30 22:51:18	0.625	60.8	13.2
35	2010/09/30 22:51:21	0.500	58.1	13.2
36	2010/09/30 22:51:24	0.625	54.9	12.2
37	2010/09/30 22:52:58	0.625	63.0	11.2
38	2010/09/30 23:11:44	0.750	67.9	11.8
39	2010/09/30 23:13:19	0.625	75.5	11.5
40	2010/09/30 23:13:20	0.625	72.4	10.7
41	2010/09/30 23:13:22	0.625	67.2	9.7
42	2010/09/30 23:17:34	0.750	65.2	10.6
43	2010/09/30 23:17:44	1.000	65.8	7.4
44	2010/09/30 23:18:47	0.750	64.8	11.4
45	2010/09/30 23:18:48	0.750	72.4	11.3
46	2010/09/30 23:19:02	0.625	75.5	12.9
47	2010/09/30 23:19:07	0.500	76.8	12.9
48	2010/09/30 23:19:12	1.000	67.9	10.5
49	2010/09/30 23:19:13	1.000	67.4	7.3
50	2010/09/30 23:19:14	1.000	68.4	9.4
51	2010/09/30 23:19:18	1.000	67.7	8.8
52	2010/09/30 23:19:51	0.625	65.1	10.5
53	2010/09/30 23:28:24	0.875	71.5	10.5
54	2010/09/30 23:28:30	1.000	65.5	8.2
55	2010/09/30 23:29:33	0.750	64.6	8.5

56	2010/09/30 23:31:55	0.625	68.3	10.4
57	2010/09/30 23:34:32	0.750	65.1	10.0
58	2010/09/30 23:34:42	0.875	67.7	8.2
59	2010/09/30 23:35:05	0.750	67.6	9.1
60	2010/09/30 23:35:12	0.750	65.1	7.2
61	2010/09/30 23:35:19	0.750	67.9	9.7
62	2010/09/30 23:35:57	0.875	69.4	8.8
63	2010/09/30 23:36:08	0.875	72.5	8.6
64	2010/09/30 23:36:11	1.000	74.1	8.5
65	2010/09/30 23:36:22	0.500	68.2	9.2
66	2010/09/30 23:36:24	0.750	70.4	10.4
67	2010/09/30 23:37:06	0.750	70.4	11.0
68	2010/10/01 00:13:16	1.000	70.0	9.2
69	2010/10/01 00:13:45	0.750	74.6	9.1
70	2010/10/01 00:14:10	1.000	66.1	9.0
71	2010/10/01 00:14:13	0.625	74.1	10.6
72	2010/10/01 00:15:22	0.875	69.3	8.7
73	2010/10/01 00:16:56	1.000	70.5	6.9
74	2010/10/01 00:17:19	0.625	75.3	11.7
75	2010/10/01 00:18:11	0.625	68.9	10.7
76	2010/10/01 00:18:55	1.000	67.6	8.4
77	2010/10/01 00:20:12	1.000	74.3	8.0
78	2010/10/01 00:21:42	0.875	75.6	9.3
79	2010/10/01 00:22:12	0.875	75.8	8.7
80	2010/10/01 00:22:52	1.000	73.1	8.0
81	2010/10/01 00:22:57	0.875	74.5	9.0
82	2010/10/01 00:23:07	0.750	74.8	9.5
83	2010/10/01 00:25:27	0.750	73.7	11.6
84	2010/10/01 00:25:37	0.875	71.2	8.4
85	2010/10/01 00:28:13	0.750	71.4	9.4
86	2010/10/01 00:29:44	1.000	75.6	8.4
87	2010/10/01 00:31:27	1.000	77.7	7.0
88	2010/10/01 00:36:20	0.625	75.4	11.9
89	2010/10/01 00:37:21	0.875	83.8	13.0
90	2010/10/01 01:54:58	0.875	66.9	8.9
91	2010/10/01 02:14:56	0.625	74.0	11.6
92	2010/10/01 02:20:04	1.000	74.1	10.6
93	2010/10/01 02:20:14	0.750	79.4	10.1
94	2010/10/01 02:20:35	0.625	77.3	10.3
95	2010/10/01 02:21:47	0.875	72.7	9.9
96	2010/10/01 02:22:10	0.625	77.7	12.6
97	2010/10/01 02:22:53	1.000	79.9	9.4
98	2010/10/01 02:24:00	1.000	78.1	9.9
99	2010/10/01 02:25:48	0.750	77.6	8.8
100	2010/10/01 02:25:59	0.875	78.9	9.6
101	2010/10/01 02:26:34	0.875	78.9	7.0
102	2010/10/01 02:29:41	0.750	73.7	9.3
103	2010/10/01 02:32:16	0.875	72.8	8.7

104	2010/10/01 02:35:01	1.000	74.7	8.4
105	2010/10/01 02:35:04	1.000	75.6	9.6
106	2010/10/01 02:35:06	0.625	74.5	8.4
107	2010/10/01 02:36:18	0.625	71.5	10.8
108	2010/10/01 02:36:44	1.000	69.6	10.3
109	2010/10/01 02:36:45	1.000	75.3	9.8
110	2010/10/01 02:39:03	0.875	71.6	8.9
111	2010/10/01 02:41:27	1.000	70.7	9.4
112	2010/10/01 02:41:41	1.000	71.6	9.5
113	2010/10/01 02:41:43	0.875	72.7	8.5
114	2010/10/01 02:42:45	0.625	78.4	10.9
115	2010/10/01 02:43:04	1.000	76.5	7.3
116	2010/10/01 02:44:19	0.750	72.0	7.2
117	2010/10/01 02:46:31	0.750	71.3	9.8
118	2010/10/01 02:51:33	0.875	77.3	9.7
119	2010/10/01 02:53:00	1.000	76.9	10.0
120	2010/10/01 02:53:01	0.750	80.8	7.4
121	2010/10/01 02:53:03	0.875	81.3	10.6
122	2010/10/01 02:53:07	0.875	76.8	11.2
123	2010/10/01 02:53:35	0.625	79.4	11.7
124	2010/10/01 02:53:58	0.625	80.4	12.5
125	2010/10/01 02:54:21	0.875	81.7	11.0
126	2010/10/01 02:54:56	0.875	79.3	9.8
127	2010/10/01 02:55:10	0.625	83.0	10.2
128	2010/10/01 02:55:32	1.000	78.0	7.1
129	2010/10/01 02:55:41	0.625	84.2	10.2
130	2010/10/01 02:55:59	0.625	78.1	11.1
131	2010/10/01 02:56:56	1.000	85.2	7.5
132	2010/10/01 02:57:46	1.000	82.2	10.4
133	2010/10/01 02:57:50	0.750	80.3	9.2
134	2010/10/01 02:57:56	0.875	81.0	9.0
135	2010/10/01 02:58:36	0.750	79.2	11.3
136	2010/10/01 02:58:43	0.625	82.1	12.9
137	2010/10/01 02:59:38	1.000	83.7	8.1
138	2010/10/01 02:59:45	0.875	82.5	8.9
139	2010/10/01 02:59:47	0.750	84.1	10.6
140	2010/10/01 03:00:31	0.875	79.5	12.0
141	2010/10/01 03:00:34	0.750	81.9	9.7
142	2010/10/01 03:00:51	0.875	81.4	7.4
143	2010/10/01 03:00:58	0.625	84.4	8.4
144	2010/10/01 03:02:09	0.750	77.1	7.5
145	2010/10/01 03:03:04	0.625	78.6	11.4
146	2010/10/01 03:03:15	0.750	78.4	8.7
147	2010/10/01 03:03:26	1.000	82.0	8.5
148	2010/10/01 03:03:53	0.875	82.4	13.2
149	2010/10/01 03:05:48	1.000	80.8	7.5
150	2010/10/01 03:06:33	0.875	81.6	10.6
151	2010/10/01 03:09:24	1.000	81.6	6.7

152	2010/10/01 03:10:20	0.750	78.1	10.4
153	2010/10/01 03:10:54	0.875	73.9	9.0
154	2010/10/01 03:12:04	1.000	79.5	10.2
155	2010/10/01 03:12:12	0.750	80.2	11.6
156	2010/10/01 03:12:21	0.625	76.7	8.9
157	2010/10/01 03:12:28	0.875	79.6	7.7
158	2010/10/01 03:12:36	0.750	79.0	7.3
159	2010/10/01 03:14:06	1.000	81.8	8.8
160	2010/10/01 03:14:20	0.875	78.0	12.1
161	2010/10/01 03:14:25	0.500	80.9	13.0
162	2010/10/01 03:15:06	0.625	75.8	12.3
163	2010/10/01 03:15:10	0.625	77.0	13.1
164	2010/10/01 03:22:31	0.875	80.3	9.3
165	2010/10/01 03:27:38	1.000	84.8	10.1
166	2010/10/01 03:29:11	1.000	76.1	10.9
167	2010/10/01 03:30:07	0.750	84.7	12.2
168	2010/10/01 03:31:10	0.750	78.1	8.7
169	2010/10/01 03:32:33	0.875	81.8	7.6
170	2010/10/01 03:37:59	0.750	77.4	8.4
171	2010/10/01 03:41:47	0.625	77.7	12.3
172	2010/10/01 03:42:23	0.875	81.4	7.6
173	2010/10/01 03:43:23	0.625	83.4	9.7
174	2010/10/01 03:48:05	0.750	81.5	8.8
175	2010/10/01 03:50:39	0.875	71.5	8.3
176	2010/10/01 03:51:13	0.750	79.6	6.5
177	2010/10/01 03:52:07	0.750	82.6	10.3
178	2010/10/01 03:52:15	0.750	83.5	7.2
179	2010/10/01 03:54:49	0.875	77.7	8.6
180	2010/10/01 03:55:26	1.000	78.9	9.6
181	2010/10/01 03:56:07	0.625	80.3	11.2
182	2010/10/01 03:56:09	0.625	82.9	10.1
183	2010/10/01 03:58:24	0.750	79.7	9.7
184	2010/10/01 04:04:08	1.000	83.3	10.3
185	2010/10/01 04:04:17	0.625	81.3	11.6
186	2010/10/01 04:05:03	0.875	83.4	8.7
187	2010/10/01 04:11:15	0.750	90.0	11.6
188	2010/10/01 04:11:27	0.875	84.9	6.2
189	2010/10/01 04:12:35	1.000	84.6	9.5
190	2010/10/01 04:23:10	0.875	76.9	8.7
191	2010/10/01 04:25:10	1.000	80.6	8.0
192	2010/10/01 04:27:23	0.750	75.0	8.7
193	2010/10/01 04:29:24	0.625	76.5	8.0
194	2010/10/01 04:30:04	0.875	78.4	10.1
195	2010/10/01 04:34:18	0.625	78.0	12.9
196	2010/10/01 04:37:10	0.875	70.9	11.6
197	2010/10/01 04:37:12	0.875	68.4	10.2
198	2010/10/01 04:37:20	0.750	70.2	11.0
199	2010/10/01 04:41:35	0.875	82.8	11.5

200	2010/10/01 04:42:02	0.750	79.3	10.4
201	2010/10/01 04:42:07	1.000	85.0	11.0
202	2010/10/01 04:47:31	0.625	71.6	10.0
203	2010/10/01 04:49:50	0.750	72.1	11.6
204	2010/10/01 04:59:52	0.875	79.6	8.7
205	2010/10/01 04:59:54	0.625	82.7	9.6
206	2010/10/01 05:00:24	1.000	71.8	9.3
207	2010/10/01 05:00:58	0.625	76.6	11.8
208	2010/10/01 05:01:48	0.875	84.7	10.0
209	2010/10/01 05:03:33	0.625	81.3	11.2
210	2010/10/01 05:03:34	1.000	82.7	9.2
211	2010/10/01 05:04:08	1.000	76.2	7.0
212	2010/10/01 05:06:53	1.000	76.0	8.5
213	2010/10/01 05:11:02	0.500	96.6	13.8
214	2010/10/01 05:11:53	0.875	80.6	7.0
215	2010/10/01 05:12:58	0.750	81.6	8.6
216	2010/10/01 05:24:51	1.000	76.8	8.9
217	2010/10/01 05:26:51	0.875	77.6	6.9
218	2010/10/01 05:39:00	0.875	83.0	9.4
219	2010/10/01 05:44:52	1.000	82.5	6.6
220	2010/10/01 05:45:06	0.625	86.2	8.9
221	2010/10/01 05:45:15	0.750	80.0	7.5
222	2010/10/01 05:45:21	0.750	85.9	11.5
223	2010/10/01 05:45:52	0.750	82.9	8.7
224	2010/10/01 05:45:53	0.625	79.0	9.0
225	2010/10/01 05:52:36	0.875	83.5	9.6
226	2010/10/01 05:52:37	0.875	82.6	8.7
227	2010/10/01 06:02:19	0.625	80.3	8.6
228	2010/10/01 06:07:47	1.000	83.1	8.3
229	2010/10/01 06:08:29	1.000	83.8	7.0
230	2010/10/01 06:08:44	1.000	82.6	11.1
231	2010/10/01 06:12:13	0.750	81.3	12.4
232	2010/10/01 06:24:59	0.750	78.8	9.3
233	2010/10/01 06:26:41	1.000	77.6	10.3
234	2010/10/01 06:32:26	0.875	77.8	8.7
235	2010/10/01 06:34:07	0.875	87.3	11.6
236	2010/10/01 06:35:10	0.625	76.5	7.0
237	2010/10/01 06:38:21	0.875	77.6	8.1
238	2010/10/01 06:44:42	0.625	84.2	12.2
239	2010/10/01 06:45:14	0.625	84.4	9.2
240	2010/10/01 06:46:18	0.625	84.4	10.7
241	2010/10/01 06:46:29	0.875	82.3	10.4
242	2010/10/01 06:50:08	0.750	79.4	9.8
243	2010/10/01 06:50:57	0.625	78.6	10.8
244	2010/10/01 07:06:33	1.000	80.2	8.5
245	2010/10/01 07:06:38	0.750	85.5	9.5
246	2010/10/01 07:12:53	0.625	78.6	10.0
247	2010/10/01 07:14:06	0.750	74.8	9.0

248	2010/10/01 07:15:40	0.875	78.3	8.9
249	2010/10/01 07:21:38	0.875	78.7	8.0
250	2010/10/01 07:24:16	1.000	73.2	7.5
251	2010/10/01 07:31:49	0.875	77.0	7.2
252	2010/10/01 07:35:52	1.000	81.6	9.0
253	2010/10/01 07:36:50	0.875	79.2	8.6
254	2010/10/01 07:39:45	0.750	77.1	10.9
255	2010/10/01 07:50:20	0.500	96.3	13.0
256	2010/10/01 07:51:31	0.875	84.9	8.2
257	2010/10/01 07:52:20	0.750	85.5	12.4
258	2010/10/01 08:01:28	0.750	84.1	8.0
259	2010/10/01 08:03:41	1.000	79.8	7.4
260	2010/10/01 08:04:00	0.875	87.1	8.2
261	2010/10/01 08:04:01	0.750	85.7	6.9
262	2010/10/01 08:04:54	0.875	84.8	8.8
263	2010/10/01 08:05:46	1.000	84.5	8.3
264	2010/10/01 08:06:16	1.000	82.9	8.1
265	2010/10/01 08:08:21	0.875	87.6	9.1
266	2010/10/01 08:13:24	0.625	95.4	12.2
267	2010/10/01 08:15:45	1.000	99.8	9.9
268	2010/10/01 08:19:17	0.875	91.9	11.2
269	2010/10/01 08:19:33	0.500	102.4	13.0
270	2010/10/01 08:20:37	0.750	99.4	12.6
271	2010/10/01 08:21:22	1.000	94.3	10.7
272	2010/10/01 08:22:45	0.875	90.1	9.1
273	2010/10/01 08:23:47	0.875	87.2	9.8
274	2010/10/01 08:24:31	0.875	86.4	10.2
275	2010/10/01 08:30:06	0.750	85.7	8.7
276	2010/10/01 08:30:21	0.625	95.4	13.5
277	2010/10/01 08:30:34	0.875	93.6	12.6
278	2010/10/01 08:30:38	1.000	84.0	8.3
279	2010/10/01 08:30:52	0.500	98.2	14.0
280	2010/10/01 08:31:01	0.500	91.2	12.9
281	2010/10/01 08:31:10	0.875	94.7	10.2
282	2010/10/01 08:31:13	0.625	105.6	12.2
283	2010/10/01 08:31:32	0.625	96.6	12.8
284	2010/10/01 08:34:05	0.875	95.9	9.4
285	2010/10/01 08:34:14	1.000	96.7	10.0
286	2010/10/01 08:35:36	0.875	83.2	11.6
287	2010/10/01 08:36:35	1.000	104.1	11.1
288	2010/10/01 08:36:38	0.750	93.7	11.1
289	2010/10/01 08:36:40	0.875	98.2	11.9
290	2010/10/01 08:36:47	0.500	100.4	12.9
291	2010/10/01 08:37:22	0.750	97.9	11.0
292	2010/10/01 08:38:00	0.750	98.3	13.1
293	2010/10/01 08:38:02	0.875	90.8	10.0
294	2010/10/01 08:38:09	0.625	90.3	12.1
295	2010/10/01 08:39:16	1.000	90.0	11.8

296	2010/10/01 08:39:23	0.750	83.7	8.8
297	2010/10/01 08:40:08	0.750	92.5	10.5
298	2010/10/01 08:40:09	1.000	95.2	8.3
299	2010/10/01 08:40:17	0.625	97.7	14.0
300	2010/10/01 08:42:30	0.750	81.7	8.5
301	2010/10/01 08:43:42	0.875	76.6	10.2
302	2010/10/01 08:43:51	0.875	77.5	8.2
303	2010/10/01 08:43:54	0.750	77.9	10.7
304	2010/10/01 08:43:55	0.875	75.5	8.9
305	2010/10/01 08:44:07	0.750	79.9	8.8
306	2010/10/01 08:46:09	0.750	79.8	8.6
307	2010/10/01 08:58:37	1.000	76.3	6.8
308	2010/10/01 09:13:47	0.500	96.2	13.8
309	2010/10/01 09:15:48	0.625	90.0	11.5
310	2010/10/01 09:18:41	1.000	92.2	12.8
311	2010/10/01 09:19:07	0.625	93.6	13.1
312	2010/10/01 09:20:49	0.875	90.9	9.3
313	2010/10/01 09:24:09	0.875	91.8	8.4
314	2010/10/01 09:25:05	1.000	89.6	10.7
315	2010/10/01 09:25:35	0.625	97.6	13.1
316	2010/10/01 09:25:36	1.000	97.6	9.7
317	2010/10/01 09:26:34	0.625	97.6	13.4
318	2010/10/01 09:27:05	0.750	92.5	7.3
319	2010/10/01 09:27:07	0.625	97.3	12.8
320	2010/10/01 09:27:19	0.750	98.4	10.7
321	2010/10/01 09:27:22	0.750	96.8	11.9
322	2010/10/01 09:27:23	0.875	91.5	10.4
323	2010/10/01 09:27:31	0.875	94.6	11.7
324	2010/10/01 09:27:34	0.500	93.1	11.6
325	2010/10/01 09:27:37	1.000	92.2	10.5
326	2010/10/01 09:27:38	0.875	91.3	10.6
327	2010/10/01 09:27:41	0.625	97.1	12.8
328	2010/10/01 09:27:53	0.750	90.5	10.1
329	2010/10/01 09:27:55	0.625	88.2	10.3
330	2010/10/01 09:27:58	0.750	88.0	11.2
331	2010/10/01 09:28:01	0.750	94.7	12.1
332	2010/10/01 09:28:06	0.875	99.4	14.0
333	2010/10/01 09:28:19	1.000	84.7	8.5
334	2010/10/01 09:28:22	1.000	90.4	11.8
335	2010/10/01 09:30:14	0.750	91.3	11.7
336	2010/10/01 09:30:17	0.625	90.6	12.1
337	2010/10/01 09:34:08	1.000	77.9	7.1
338	2010/10/01 09:34:32	0.750	80.0	9.9
339	2010/10/01 09:35:24	0.750	72.8	9.8
340	2010/10/01 09:35:26	0.750	72.4	9.3
341	2010/10/01 09:35:44	0.750	75.4	10.5
342	2010/10/01 09:36:11	0.625	78.2	8.9
343	2010/10/01 09:36:15	0.625	89.1	11.3

344	2010/10/01 09:36:20	0.625	78.7	9.6
345	2010/10/01 09:37:10	1.000	82.1	8.5
346	2010/10/01 09:37:11	0.875	82.6	8.1
347	2010/10/01 09:39:55	0.750	79.9	8.1
348	2010/10/01 09:41:25	0.625	87.3	11.4
349	2010/10/01 09:41:34	0.625	80.1	12.4
350	2010/10/01 09:42:21	0.750	89.3	9.3
351	2010/10/01 09:42:24	1.000	82.3	7.1
352	2010/10/01 09:42:48	0.875	86.5	8.6
353	2010/10/01 09:44:40	0.875	85.6	8.1
354	2010/10/01 09:44:47	1.000	76.8	9.0
355	2010/10/01 09:45:07	0.875	80.0	9.0
356	2010/10/01 09:45:44	1.000	81.8	7.5
357	2010/10/01 09:47:41	0.750	94.0	12.4
358	2010/10/01 09:49:52	0.875	81.9	7.9
359	2010/10/01 09:50:08	0.625	88.8	9.3
360	2010/10/01 09:50:32	0.500	92.2	13.1
361	2010/10/01 09:56:41	1.000	90.9	12.4
362	2010/10/01 09:56:54	0.625	91.2	13.5
363	2010/10/01 09:56:56	0.750	78.7	14.5
364	2010/10/01 09:57:11	0.625	94.7	14.0
365	2010/10/01 09:57:13	1.000	82.3	14.6
366	2010/10/01 09:57:28	0.875	80.0	10.8
367	2010/10/01 09:57:34	0.750	91.8	10.1
368	2010/10/01 09:57:41	0.625	91.8	12.7
369	2010/10/01 09:57:50	0.625	95.5	14.1
370	2010/10/01 09:58:50	1.000	85.6	6.4
371	2010/10/01 09:58:52	0.625	89.3	10.7
372	2010/10/01 09:59:07	0.750	83.0	10.1
373	2010/10/01 09:59:27	0.750	91.1	11.9
374	2010/10/01 09:59:40	0.500	94.7	13.7
375	2010/10/01 10:00:28	0.750	85.7	10.9
376	2010/10/01 10:00:34	0.625	80.4	11.0
377	2010/10/01 10:00:40	0.875	86.6	10.8
378	2010/10/01 10:00:46	0.875	82.4	9.1
379	2010/10/01 10:01:15	0.875	79.0	10.2
380	2010/10/01 10:01:25	0.875	79.6	8.8
381	2010/10/01 10:01:29	0.625	82.0	12.1
382	2010/10/01 10:03:01	0.625	77.4	9.3
383	2010/10/01 10:03:23	0.750	78.8	8.3
384	2010/10/01 10:03:47	0.750	80.5	8.9
385	2010/10/01 10:04:12	0.750	79.7	8.5
386	2010/10/01 10:04:17	0.500	88.6	13.3
387	2010/10/01 10:04:29	1.000	76.4	7.2
388	2010/10/01 10:07:25	0.750	78.8	9.7
389	2010/10/01 10:07:26	1.000	80.5	9.2
390	2010/10/01 10:07:32	0.625	102.6	12.0
391	2010/10/01 10:09:05	1.000	90.7	10.8

392	2010/10/01 10:09:36	0.750	89.9	12.2
393	2010/10/01 10:09:42	0.875	103.8	11.5
394	2010/10/01 10:13:17	0.875	81.3	9.0
395	2010/10/01 10:14:03	0.625	93.9	13.0
396	2010/10/01 10:16:17	0.625	92.2	11.4
397	2010/10/01 10:16:24	0.500	95.6	13.3
398	2010/10/01 10:17:14	1.000	82.8	11.8
399	2010/10/01 10:18:50	0.750	78.8	9.9
400	2010/10/01 10:19:14	0.750	75.4	7.4
401	2010/10/01 10:21:10	0.625	77.5	12.2
402	2010/10/01 10:22:41	0.625	68.4	8.2
403	2010/10/01 10:22:43	0.625	68.3	11.6
404	2010/10/01 10:22:45	0.625	70.6	9.8
405	2010/10/01 10:22:47	0.625	67.9	10.9
406	2010/10/01 10:22:51	1.000	70.3	10.3
407	2010/10/01 10:31:31	0.750	77.3	7.0
408	2010/10/01 10:31:59	0.875	73.5	9.6
409	2010/10/01 10:32:00	0.875	73.0	6.9
410	2010/10/01 10:32:17	1.000	71.4	7.8
411	2010/10/01 10:32:22	0.875	67.0	10.4
412	2010/10/01 10:33:38	1.000	69.5	7.3
413	2010/10/01 10:33:41	1.000	67.0	7.5
414	2010/10/01 10:33:49	0.625	68.1	9.1
415	2010/10/01 10:33:49	0.750	69.3	7.8
416	2010/10/01 10:38:09	0.750	71.0	9.8
417	2010/10/01 10:40:40	0.625	73.8	11.0
418	2010/10/01 10:40:42	0.625	73.0	11.5
419	2010/10/01 10:41:03	0.875	70.2	9.6
420	2010/10/01 10:41:10	0.875	85.0	11.9
421	2010/10/01 10:41:11	0.750	76.1	10.4
422	2010/10/01 10:41:51	0.875	86.0	11.4
423	2010/10/01 10:41:53	0.750	78.4	10.0
424	2010/10/01 10:42:13	0.625	75.2	9.7
425	2010/10/01 10:42:16	0.500	74.9	11.5
426	2010/10/01 10:43:25	0.625	94.1	11.9
427	2010/10/01 10:43:26	0.625	95.6	10.5
428	2010/10/01 10:43:30	0.875	96.5	10.9
429	2010/10/01 10:43:36	0.750	91.4	10.7
430	2010/10/01 10:47:27	1.000	86.2	12.2
431	2010/10/01 10:48:00	1.000	91.5	9.8
432	2010/10/01 10:49:00	0.750	92.3	8.7
433	2010/10/01 10:49:16	0.875	93.7	10.6
434	2010/10/01 10:49:19	0.750	91.6	11.0
435	2010/10/01 10:49:57	0.500	96.4	13.8
436	2010/10/01 10:50:22	0.875	94.2	13.8
437	2010/10/01 10:51:07	0.875	98.4	9.7
438	2010/10/01 10:51:46	0.750	94.5	9.4
439	2010/10/01 10:51:51	1.000	96.8	10.5

440	2010/10/01 10:52:01	0.750	96.4	11.9
441	2010/10/01 10:52:03	0.875	98.8	10.8
442	2010/10/01 10:52:34	1.000	93.7	9.3
443	2010/10/01 10:52:43	0.875	97.9	7.3
444	2010/10/01 10:52:47	0.750	96.5	13.3
445	2010/10/01 10:52:48	0.875	94.8	9.4
446	2010/10/01 10:54:04	1.000	100.1	11.9
447	2010/10/01 10:54:22	0.750	90.8	10.4
448	2010/10/01 10:54:27	0.750	96.1	12.4
449	2010/10/01 10:54:34	0.875	95.4	8.8
450	2010/10/01 10:55:24	1.000	88.6	10.7
451	2010/10/01 10:55:49	0.875	93.5	9.9
452	2010/10/01 10:55:55	0.750	98.1	11.2
453	2010/10/01 10:57:43	0.625	96.1	13.2
454	2010/10/01 10:57:58	0.625	95.9	13.4
455	2010/10/01 10:58:43	0.750	97.1	12.1
456	2010/10/01 10:58:59	0.875	92.3	9.6
457	2010/10/01 11:00:04	0.750	97.6	13.9
458	2010/10/01 11:00:16	1.000	96.7	11.1
459	2010/10/01 11:00:19	0.750	95.8	12.5
460	2010/10/01 11:00:35	1.000	94.0	11.4
461	2010/10/01 11:00:44	0.750	83.7	9.1
462	2010/10/01 11:01:07	0.625	86.7	12.0
463	2010/10/01 11:01:25	0.625	94.2	13.9
464	2010/10/01 11:01:26	0.625	95.2	12.3
465	2010/10/01 11:01:28	0.875	96.2	10.8
466	2010/10/01 11:01:30	0.625	98.1	12.7
467	2010/10/01 11:01:31	0.875	91.5	11.7
468	2010/10/01 11:01:32	0.625	90.0	11.7
469	2010/10/01 11:01:33	0.750	87.6	10.5
470	2010/10/01 11:01:34	0.750	98.1	10.6
471	2010/10/01 11:01:41	1.000	94.3	13.8
472	2010/10/01 11:02:20	0.750	79.9	10.7
473	2010/10/01 11:03:14	0.500	96.2	13.8
474	2010/10/01 11:03:32	0.625	89.0	12.3
475	2010/10/01 11:03:36	1.000	77.8	11.2
476	2010/10/01 11:03:42	1.000	79.2	11.6
477	2010/10/01 11:04:02	0.875	76.7	9.8
478	2010/10/01 11:04:58	1.000	79.1	7.9
479	2010/10/01 11:05:13	0.500	92.9	13.3
480	2010/10/01 11:05:17	0.750	93.7	12.1
481	2010/10/01 11:07:23	0.625	93.8	12.6
482	2010/10/01 11:07:29	0.750	91.1	10.6
483	2010/10/01 11:07:33	1.000	94.4	10.7
484	2010/10/01 11:07:45	0.750	93.4	11.6
485	2010/10/01 11:07:58	0.750	96.2	12.7
486	2010/10/01 11:08:33	0.750	80.0	7.1
487	2010/10/01 11:10:44	0.625	81.3	11.7

488	2010/10/01 11:11:01	0.750	77.4	7.0
489	2010/10/01 11:11:13	0.750	78.9	9.3
490	2010/10/01 11:11:30	1.000	88.1	11.0
491	2010/10/01 11:11:36	0.500	91.8	12.8
492	2010/10/01 11:11:38	1.000	77.7	13.6
493	2010/10/01 11:12:17	0.875	79.5	8.3
494	2010/10/01 11:15:09	0.750	78.1	9.3
495	2010/10/01 11:15:12	0.625	72.3	9.6
496	2010/10/01 11:16:09	0.750	80.9	12.7
497	2010/10/01 11:16:21	0.625	81.2	9.4
498	2010/10/01 11:16:22	0.750	77.1	9.0
499	2010/10/01 11:16:23	1.000	87.9	12.3
500	2010/10/01 11:16:26	0.875	87.4	8.3
501	2010/10/01 11:16:27	1.000	83.0	7.4
502	2010/10/01 11:16:45	0.875	78.7	9.3
503	2010/10/01 11:16:55	0.625	88.2	10.9
504	2010/10/01 11:21:56	0.500	79.1	12.3
505	2010/10/01 11:21:56	0.625	83.6	9.8
506	2010/10/01 11:22:00	0.750	85.3	7.6
507	2010/10/01 11:22:03	1.000	91.3	12.2
508	2010/10/01 11:22:06	1.000	80.6	7.9
509	2010/10/01 11:23:06	0.750	76.4	10.6
510	2010/10/01 11:23:35	1.000	80.4	8.8
511	2010/10/01 11:23:36	0.625	75.8	9.0
512	2010/10/01 11:23:59	0.875	80.5	8.8
513	2010/10/01 11:28:46	0.875	84.0	12.3
514	2010/10/01 11:31:01	0.625	73.9	12.4
515	2010/10/01 11:34:33	0.875	76.4	8.2
516	2010/10/01 11:34:34	1.000	75.3	9.3
517	2010/10/01 11:34:39	0.750	76.3	9.9
518	2010/10/01 11:34:41	0.750	80.0	9.0
519	2010/10/01 11:40:05	0.875	81.1	9.8
520	2010/10/01 11:45:33	0.750	80.3	10.1
521	2010/10/01 11:45:35	0.750	87.0	10.9
522	2010/10/01 11:45:36	0.875	81.0	9.9
523	2010/10/01 11:45:42	0.625	79.4	12.8
524	2010/10/01 11:45:44	0.875	77.1	7.5
525	2010/10/01 11:46:52	1.000	71.7	6.1
526	2010/10/01 11:47:12	1.000	73.4	7.8
527	2010/10/01 11:48:39	0.750	85.2	10.7
528	2010/10/01 11:48:44	1.000	83.9	9.5
529	2010/10/01 11:49:07	1.000	76.4	8.9
530	2010/10/01 11:49:10	0.875	77.0	8.0
531	2010/10/01 11:50:39	1.000	75.7	9.9
532	2010/10/01 11:52:03	1.000	99.1	10.1
533	2010/10/01 11:52:15	0.750	95.3	7.4
534	2010/10/01 11:52:16	0.875	98.5	9.2
535	2010/10/01 11:52:19	0.750	91.6	9.6

536	2010/10/01 11:52:20	0.500	94.1	11.8
537	2010/10/01 11:53:49	0.750	99.2	11.3
538	2010/10/01 11:53:54	0.750	101.2	10.7
539	2010/10/01 11:53:59	0.625	89.6	11.9
540	2010/10/01 11:54:04	0.500	97.0	13.7
541	2010/10/01 11:55:00	0.625	86.9	12.1
542	2010/10/01 11:55:20	0.625	78.0	9.6
543	2010/10/01 11:56:17	0.750	86.6	8.4
544	2010/10/01 11:56:19	0.500	78.3	9.5
545	2010/10/01 11:56:26	0.875	77.9	8.5
546	2010/10/01 11:56:27	0.750	79.0	7.7
547	2010/10/01 11:56:44	0.875	80.8	7.5
548	2010/10/01 11:56:59	0.625	94.2	13.7
549	2010/10/01 11:57:06	0.750	76.1	10.5
550	2010/10/01 11:57:09	0.875	79.4	7.5
551	2010/10/01 11:57:17	1.000	90.0	11.6
552	2010/10/01 11:57:18	0.625	90.5	11.1
553	2010/10/01 11:57:20	0.625	89.6	11.5
554	2010/10/01 11:57:23	0.875	88.0	13.1
555	2010/10/01 11:57:26	0.625	90.4	11.9
556	2010/10/01 11:57:31	0.750	90.6	10.7
557	2010/10/01 11:57:39	0.750	83.2	9.8
558	2010/10/01 11:57:41	0.875	73.8	10.5
559	2010/10/01 11:57:46	0.750	76.7	8.9
560	2010/10/01 11:59:11	0.750	101.4	11.9
561	2010/10/01 11:59:23	0.625	100.7	10.7
562	2010/10/01 11:59:24	1.000	93.5	9.6
563	2010/10/01 11:59:55	0.750	80.1	8.3
564	2010/10/01 12:00:07	0.750	92.2	12.3
565	2010/10/01 12:00:13	0.875	77.9	7.2
566	2010/10/01 12:00:15	0.625	76.0	8.9
567	2010/10/01 12:01:22	0.625	77.0	11.8
568	2010/10/01 12:01:24	0.875	81.5	9.2
569	2010/10/01 12:01:25	0.875	79.1	8.4
570	2010/10/01 12:01:26	0.875	79.5	8.6
571	2010/10/01 12:01:55	0.750	76.2	12.7
572	2010/10/01 12:02:03	0.625	97.9	13.6
573	2010/10/01 12:02:30	0.625	97.6	14.1
574	2010/10/01 12:02:48	0.625	96.6	12.5
575	2010/10/01 12:02:53	0.875	76.3	13.9
576	2010/10/01 12:03:08	0.625	98.0	12.7
577	2010/10/01 12:04:08	1.000	79.1	8.5
578	2010/10/01 12:04:12	0.625	77.5	7.0
579	2010/10/01 12:04:13	0.625	75.5	7.0
580	2010/10/01 12:05:25	0.625	75.2	12.1
581	2010/10/01 12:05:30	0.625	79.4	12.6
582	2010/10/01 12:05:32	1.000	76.0	7.6
583	2010/10/01 12:05:35	1.000	88.5	11.8

584	2010/10/01 12:05:40	0.625	85.6	10.8
585	2010/10/01 12:05:45	1.000	86.7	7.3
586	2010/10/01 12:05:56	0.625	94.9	11.4
587	2010/10/01 12:05:57	1.000	94.3	9.7
588	2010/10/01 12:05:58	0.750	95.5	9.4
589	2010/10/01 12:06:02	1.000	79.7	11.6
590	2010/10/01 12:06:09	0.625	82.8	11.9
591	2010/10/01 12:06:19	1.000	93.6	13.0
592	2010/10/01 12:06:22	1.000	87.0	9.2
593	2010/10/01 12:06:23	0.625	86.2	8.9
594	2010/10/01 12:06:24	1.000	86.8	8.2
595	2010/10/01 12:06:27	0.625	89.2	12.6
596	2010/10/01 12:06:32	0.875	83.8	11.6
597	2010/10/01 12:06:39	0.625	84.8	11.0
598	2010/10/01 12:07:11	0.750	85.4	11.4
599	2010/10/01 12:07:13	0.625	97.1	14.1
600	2010/10/01 12:07:14	0.500	93.0	13.3
601	2010/10/01 12:07:17	0.875	85.4	11.2
602	2010/10/01 12:07:19	0.750	96.7	12.9
603	2010/10/01 12:07:23	1.000	89.1	8.5
604	2010/10/01 12:07:25	0.625	88.2	9.6
605	2010/10/01 12:07:27	0.750	79.2	9.5
606	2010/10/01 12:07:36	1.000	97.4	12.1
607	2010/10/01 12:07:42	0.875	84.1	10.8
608	2010/10/01 12:07:59	1.000	75.6	9.4
609	2010/10/01 12:08:10	0.625	91.9	13.7
610	2010/10/01 12:09:03	1.000	90.2	13.8
611	2010/10/01 12:09:54	0.750	93.8	11.4
612	2010/10/01 12:10:00	1.000	91.9	11.9
613	2010/10/01 12:10:02	0.750	90.7	11.8
614	2010/10/01 12:13:32	1.000	89.8	11.5
615	2010/10/01 12:13:38	0.625	87.6	11.8
616	2010/10/01 12:14:04	1.000	70.2	9.2
617	2010/10/01 12:19:49	1.000	76.0	7.5
618	2010/10/01 12:20:03	0.625	82.9	12.9
619	2010/10/01 12:21:37	0.625	83.7	10.6
620	2010/10/01 12:22:42	0.750	77.2	8.1
621	2010/10/01 12:22:47	0.625	80.1	10.9
622	2010/10/01 12:23:59	0.875	75.3	11.5
623	2010/10/01 12:28:00	0.750	85.3	12.2
624	2010/10/01 12:29:37	0.625	79.2	10.3
625	2010/10/01 12:29:43	0.625	77.0	12.5
626	2010/10/01 12:29:46	1.000	74.5	7.9
627	2010/10/01 12:29:47	0.750	76.3	8.7
628	2010/10/01 12:30:18	0.750	76.0	8.1
629	2010/10/01 12:30:23	0.625	68.9	9.4
630	2010/10/01 12:30:35	0.875	79.4	7.6
631	2010/10/01 12:30:36	0.875	78.7	7.3

632	2010/10/01 12:31:41	0.875	72.1	10.3
633	2010/10/01 12:31:52	0.875	79.6	8.6
634	2010/10/01 12:32:25	0.875	83.0	7.5
635	2010/10/01 12:32:35	0.750	81.0	11.8
636	2010/10/01 12:33:14	0.750	96.0	13.8
637	2010/10/01 12:33:17	0.625	97.9	13.4
638	2010/10/01 12:35:10	1.000	81.1	9.8
639	2010/10/01 12:35:33	0.750	77.4	8.0
640	2010/10/01 12:35:38	0.750	92.2	10.5
641	2010/10/01 12:35:41	0.750	96.9	10.8
642	2010/10/01 12:35:46	1.000	83.0	8.0
643	2010/10/01 12:35:51	0.875	83.8	10.5
644	2010/10/01 12:37:08	1.000	91.0	12.8
645	2010/10/01 12:37:36	0.750	92.8	12.1
646	2010/10/01 12:38:56	0.750	97.1	12.0
647	2010/10/01 12:38:58	0.625	90.6	11.0
648	2010/10/01 12:39:00	0.625	92.3	12.2
649	2010/10/01 12:39:03	0.500	97.6	13.9
650	2010/10/01 12:39:12	0.625	94.5	12.4
651	2010/10/01 12:39:25	0.750	81.6	10.4
652	2010/10/01 12:39:28	0.750	78.0	9.2
653	2010/10/01 12:39:32	0.875	77.1	10.2
654	2010/10/01 12:39:45	0.625	98.4	11.8
655	2010/10/01 12:39:49	0.625	94.2	11.8
656	2010/10/01 12:41:53	0.625	80.6	10.6
657	2010/10/01 12:42:21	1.000	81.4	7.1
658	2010/10/01 12:42:25	0.500	94.9	13.1
659	2010/10/01 12:42:28	0.625	89.3	11.6
660	2010/10/01 12:43:02	0.750	81.8	10.8
661	2010/10/01 12:43:03	0.875	94.3	9.8
662	2010/10/01 12:43:05	1.000	83.4	10.0
663	2010/10/01 12:43:08	0.625	83.0	10.0
664	2010/10/01 12:43:34	0.750	70.7	7.4
665	2010/10/01 12:43:35	0.625	84.2	11.5
666	2010/10/01 12:44:05	0.625	79.5	10.2
667	2010/10/01 12:44:06	0.625	80.3	9.9
668	2010/10/01 12:44:17	1.000	76.7	10.7
669	2010/10/01 12:44:18	0.625	84.2	11.3
670	2010/10/01 12:44:23	1.000	78.8	7.8
671	2010/10/01 12:44:27	0.875	81.3	7.6
672	2010/10/01 12:44:31	0.875	79.2	11.4
673	2010/10/01 12:44:40	0.875	79.1	11.1
674	2010/10/01 12:45:03	0.625	77.4	12.5
675	2010/10/01 12:45:25	1.000	84.4	7.4
676	2010/10/01 12:45:28	0.625	89.8	12.8
677	2010/10/01 12:47:37	0.750	96.5	11.7
678	2010/10/01 12:47:39	0.750	83.9	12.9
679	2010/10/01 12:47:43	0.625	93.9	13.1

680	2010/10/01 12:47:45	0.625	93.4	12.7
681	2010/10/01 12:47:48	0.500	95.7	13.5
682	2010/10/01 12:47:54	0.875	89.4	9.3
683	2010/10/01 12:47:58	0.750	84.5	7.8
684	2010/10/01 12:47:58	0.750	83.4	7.0
685	2010/10/01 12:48:04	0.625	90.6	7.7
686	2010/10/01 12:48:08	0.625	93.4	10.2
687	2010/10/01 12:48:24	0.500	83.2	12.8
688	2010/10/01 12:48:30	1.000	78.7	7.3
689	2010/10/01 12:48:34	0.875	75.6	9.5
690	2010/10/01 12:48:41	0.625	77.4	8.7
691	2010/10/01 12:48:58	1.000	77.8	8.4
692	2010/10/01 12:50:13	0.750	73.8	10.0
693	2010/10/01 12:50:26	0.750	77.5	8.4
694	2010/10/01 12:51:46	1.000	78.0	6.4
695	2010/10/01 12:51:50	0.875	77.1	9.6
696	2010/10/01 12:52:13	0.750	82.2	9.8
697	2010/10/01 12:52:19	0.750	81.8	10.1
698	2010/10/01 12:52:29	0.875	88.5	9.1
699	2010/10/01 12:52:30	0.625	91.7	10.4
700	2010/10/01 12:52:59	0.625	81.9	11.8
701	2010/10/01 12:53:09	0.500	76.6	10.6
702	2010/10/01 12:53:12	0.625	72.4	10.4
703	2010/10/01 12:53:12	0.750	81.7	9.5
704	2010/10/01 12:53:26	0.625	74.4	9.2
705	2010/10/01 12:53:34	0.750	74.5	7.8
706	2010/10/01 12:53:37	0.625	75.8	10.9
707	2010/10/01 12:53:39	0.625	75.6	7.9
708	2010/10/01 12:53:59	0.625	93.1	10.7
709	2010/10/01 12:54:00	0.625	95.7	13.0
710	2010/10/01 12:54:13	0.625	91.6	13.3
711	2010/10/01 12:54:55	0.625	99.2	13.8
712	2010/10/01 12:55:07	0.500	100.2	13.5
713	2010/10/01 12:56:03	0.625	97.4	13.4
714	2010/10/01 12:56:31	0.625	94.2	13.1
715	2010/10/01 12:56:37	0.625	78.3	11.0
716	2010/10/01 12:56:38	0.625	98.8	13.3
717	2010/10/01 12:57:06	0.625	75.7	9.9
718	2010/10/01 12:57:08	0.500	88.5	12.2
719	2010/10/01 12:57:51	0.625	102.1	12.4
720	2010/10/01 12:59:12	0.750	94.6	11.3
721	2010/10/01 13:02:15	0.500	95.6	14.1
722	2010/10/01 13:03:02	0.750	78.7	9.0
723	2010/10/01 13:03:34	1.000	85.9	9.8
724	2010/10/01 13:04:45	0.875	93.2	11.6
725	2010/10/01 13:05:59	0.500	93.5	13.8
726	2010/10/01 13:15:28	0.750	88.8	11.0
727	2010/10/01 13:19:59	0.875	89.1	13.4

728	2010/10/01 13:21:46	0.625	88.9	12.9
729	2010/10/01 13:22:02	0.750	86.4	11.4
730	2010/10/01 13:22:27	1.000	82.8	11.6
731	2010/10/01 13:30:03	0.625	91.9	13.5
732	2010/10/01 13:30:04	0.750	89.3	9.7
733	2010/10/01 13:30:32	0.625	78.8	7.7
734	2010/10/01 13:30:37	0.625	84.0	12.6
735	2010/10/01 13:30:38	0.875	84.6	11.2
736	2010/10/01 13:31:19	0.625	78.0	9.4
737	2010/10/01 13:31:32	0.875	79.1	8.8
738	2010/10/01 13:31:50	0.875	79.4	10.2
739	2010/10/01 13:32:15	0.750	88.3	10.5
740	2010/10/01 13:32:20	0.625	78.2	12.1
741	2010/10/01 13:33:40	0.750	85.6	11.9
742	2010/10/01 13:36:24	0.500	77.7	13.5
743	2010/10/01 13:36:31	0.750	85.8	9.5
744	2010/10/01 13:36:50	1.000	77.6	9.1
745	2010/10/01 13:37:05	0.625	93.4	12.8
746	2010/10/01 13:37:35	0.750	75.5	11.7
747	2010/10/01 13:37:40	0.875	78.7	9.9
748	2010/10/01 13:37:52	1.000	77.9	9.8
749	2010/10/01 13:39:09	0.625	92.2	13.7
750	2010/10/01 13:39:17	0.750	94.2	13.6
751	2010/10/01 13:39:36	1.000	91.2	8.2
752	2010/10/01 13:39:45	0.500	94.8	14.1
753	2010/10/01 13:40:56	1.000	93.4	10.1
754	2010/10/01 13:41:22	1.000	89.7	10.5
755	2010/10/01 13:41:44	0.625	80.0	13.0
756	2010/10/01 13:41:45	1.000	77.5	7.6
757	2010/10/01 13:41:58	1.000	92.5	11.3
758	2010/10/01 13:42:32	0.750	91.0	11.1
759	2010/10/01 13:42:41	0.750	86.5	11.6
760	2010/10/01 13:44:01	0.625	91.2	13.5
761	2010/10/01 13:44:21	0.750	95.8	13.9
762	2010/10/01 13:44:23	0.750	90.0	11.3
763	2010/10/01 13:44:27	0.625	94.7	13.8
764	2010/10/01 13:44:27	0.625	102.4	12.8
765	2010/10/01 13:45:19	1.000	84.3	10.6
766	2010/10/01 13:45:58	0.875	89.6	13.6
767	2010/10/01 13:46:04	0.625	94.8	12.9
768	2010/10/01 13:46:22	0.750	88.8	8.7
769	2010/10/01 13:46:38	1.000	78.5	8.0
770	2010/10/01 13:46:49	0.875	87.3	11.7
771	2010/10/01 13:46:52	0.625	87.4	10.1
772	2010/10/01 13:47:01	0.750	84.0	8.8
773	2010/10/01 13:47:02	0.625	77.0	9.3
774	2010/10/01 13:47:08	0.625	85.4	10.6
775	2010/10/01 13:47:29	0.875	75.6	9.2

776	2010/10/01 13:47:33	0.750	76.0	9.4
777	2010/10/01 13:47:46	0.750	84.1	11.1
778	2010/10/01 13:48:19	1.000	90.3	10.6
779	2010/10/01 13:48:20	0.750	90.1	9.0
780	2010/10/01 13:49:17	0.750	92.1	11.3
781	2010/10/01 13:49:33	0.625	94.6	13.4
782	2010/10/01 13:49:45	1.000	95.7	9.2
783	2010/10/01 13:49:47	1.000	97.7	9.5
784	2010/10/01 13:57:15	0.625	90.5	13.0
785	2010/10/01 14:00:08	0.750	96.0	10.7
786	2010/10/01 14:00:24	0.625	97.2	13.6
787	2010/10/01 14:00:25	0.625	103.9	11.6
788	2010/10/01 14:00:27	0.625	98.2	10.4
789	2010/10/01 14:00:50	1.000	91.3	10.6
790	2010/10/01 14:00:54	0.625	85.9	11.4
791	2010/10/01 14:01:03	0.625	87.6	9.8
792	2010/10/01 14:01:04	0.750	90.1	12.4
793	2010/10/01 14:01:21	0.750	89.9	12.0
794	2010/10/01 14:01:24	0.750	92.3	13.5
795	2010/10/01 14:01:27	1.000	78.7	13.1
796	2010/10/01 14:01:29	0.750	83.6	10.0
797	2010/10/01 14:01:32	0.750	79.5	11.2
798	2010/10/01 14:01:39	0.875	86.6	11.4
799	2010/10/01 14:01:49	0.625	87.6	11.5
800	2010/10/01 14:01:57	0.625	82.3	10.6
801	2010/10/01 14:04:11	0.750	75.7	9.5
802	2010/10/01 14:05:17	1.000	95.5	10.8
803	2010/10/01 14:06:21	0.875	81.1	10.8
804	2010/10/01 14:06:22	1.000	80.2	9.6
805	2010/10/01 14:08:45	1.000	81.8	7.8
806	2010/10/01 14:08:55	0.875	94.3	9.8
807	2010/10/01 14:09:08	0.625	84.5	6.1
808	2010/10/01 14:10:08	0.625	95.5	12.9
809	2010/10/01 14:10:46	0.875	89.9	10.2
810	2010/10/01 14:12:01	0.875	86.8	9.1
811	2010/10/01 14:12:05	0.750	89.6	10.9
812	2010/10/01 14:12:13	0.625	96.1	13.6
813	2010/10/01 14:12:35	0.625	92.9	13.6
814	2010/10/01 14:13:23	0.625	93.0	13.1
815	2010/10/01 14:13:26	0.875	93.4	13.0
816	2010/10/01 14:13:45	0.500	92.9	12.2
817	2010/10/01 14:13:47	0.875	83.7	11.7
818	2010/10/01 14:14:19	0.750	74.5	10.0
819	2010/10/01 14:14:34	0.875	74.4	7.4
820	2010/10/01 14:14:36	0.875	78.7	8.5
821	2010/10/01 14:14:37	0.500	92.1	13.8
822	2010/10/01 14:16:25	0.625	88.0	12.6
823	2010/10/01 14:16:32	0.625	94.0	14.0

824	2010/10/01 14:16:50	0.625	95.1	13.7
825	2010/10/01 14:17:24	0.750	92.7	11.5
826	2010/10/01 14:17:40	1.000	90.6	8.7
827	2010/10/01 14:17:44	0.625	97.3	12.5
828	2010/10/01 14:18:55	0.625	84.3	12.5
829	2010/10/01 14:19:04	0.875	72.6	10.4
830	2010/10/01 14:21:08	0.875	68.1	8.5
831	2010/10/01 14:21:42	0.625	83.5	12.1
832	2010/10/01 14:23:01	0.625	70.7	8.6
833	2010/10/01 14:23:21	1.000	74.0	9.1
834	2010/10/01 14:23:36	0.750	96.0	12.8
835	2010/10/01 14:23:40	1.000	83.8	9.5
836	2010/10/01 14:23:49	0.625	79.2	9.3
837	2010/10/01 14:23:51	0.750	84.3	11.7
838	2010/10/01 14:24:24	0.625	96.7	14.1
839	2010/10/01 14:25:47	0.625	85.5	12.2
840	2010/10/01 14:26:21	0.750	82.4	11.4
841	2010/10/01 14:26:30	0.875	80.1	8.6
842	2010/10/01 14:26:33	1.000	78.6	13.3
843	2010/10/01 14:26:37	0.750	87.4	13.1
844	2010/10/01 14:26:43	0.625	95.4	13.9
845	2010/10/01 14:27:05	0.625	95.4	13.1
846	2010/10/01 14:27:22	0.625	84.9	10.2
847	2010/10/01 14:27:26	0.625	92.3	13.0
848	2010/10/01 14:29:32	1.000	93.7	10.5
849	2010/10/01 14:30:02	0.875	92.4	9.4
850	2010/10/01 14:30:16	0.875	83.8	11.9
851	2010/10/01 14:30:19	0.625	75.1	10.4
852	2010/10/01 14:30:30	0.875	79.3	10.8
853	2010/10/01 14:30:31	0.875	77.6	7.2
854	2010/10/01 14:31:06	0.875	79.7	12.9
855	2010/10/01 14:31:09	0.750	81.6	9.2
856	2010/10/01 14:31:11	0.750	74.0	9.1
857	2010/10/01 14:31:30	1.000	72.1	7.5
858	2010/10/01 14:31:46	0.750	77.6	11.6
859	2010/10/01 14:31:48	0.875	83.6	9.9
860	2010/10/01 14:31:57	0.625	83.2	11.9
861	2010/10/01 14:32:10	0.750	94.5	9.5
862	2010/10/01 14:32:18	0.750	84.5	11.1
863	2010/10/01 14:32:20	0.750	76.2	11.5
864	2010/10/01 14:32:22	1.000	95.8	10.5
865	2010/10/01 14:32:25	1.000	96.5	11.1
866	2010/10/01 14:32:26	0.750	97.0	9.4
867	2010/10/01 14:32:28	0.750	88.7	10.1
868	2010/10/01 14:32:30	1.000	91.2	9.8
869	2010/10/01 14:32:31	0.625	96.0	13.1
870	2010/10/01 14:32:40	0.750	90.3	13.2
871	2010/10/01 14:32:53	0.625	84.9	12.4

872	2010/10/01 14:32:58	1.000	80.2	11.0
873	2010/10/01 14:33:21	0.500	96.6	13.6
874	2010/10/01 14:34:07	0.625	67.5	10.7
875	2010/10/01 14:35:12	0.625	96.8	13.1
876	2010/10/01 14:35:17	0.875	91.0	12.3
877	2010/10/01 14:37:19	0.750	76.1	8.0
878	2010/10/01 14:37:48	0.625	73.0	11.2
879	2010/10/01 14:38:11	0.875	75.5	6.3
880	2010/10/01 14:38:41	0.625	94.0	13.2
881	2010/10/01 14:38:55	0.875	82.0	9.7
882	2010/10/01 14:39:00	0.875	93.0	13.2
883	2010/10/01 14:39:02	1.000	88.7	8.9
884	2010/10/01 14:39:18	0.750	82.2	8.7
885	2010/10/01 14:39:20	0.625	80.4	9.0
886	2010/10/01 14:39:37	1.000	85.9	11.9
887	2010/10/01 14:39:55	1.000	90.3	11.8
888	2010/10/01 14:40:19	1.000	76.3	8.8
889	2010/10/01 14:40:20	0.750	93.2	12.5
890	2010/10/01 14:40:22	0.750	84.5	10.6
891	2010/10/01 14:40:34	0.875	79.2	9.7
892	2010/10/01 14:40:37	0.750	80.9	10.5
893	2010/10/01 14:40:38	0.875	80.5	8.7
894	2010/10/01 14:40:42	0.625	81.0	11.2
895	2010/10/01 14:40:45	0.875	85.1	11.8
896	2010/10/01 14:40:56	0.625	78.6	11.9
897	2010/10/01 14:40:57	0.625	75.9	10.1
898	2010/10/01 14:41:01	0.875	80.2	12.0
899	2010/10/01 14:41:05	0.625	81.7	10.3
900	2010/10/01 14:41:20	0.750	83.2	10.9
901	2010/10/01 14:41:25	1.000	73.2	7.9
902	2010/10/01 14:42:00	0.500	83.7	12.2
903	2010/10/01 14:42:15	0.500	93.2	13.7
904	2010/10/01 14:43:25	0.750	85.8	10.7
905	2010/10/01 14:43:30	0.500	94.0	14.1
906	2010/10/01 14:43:33	0.750	92.3	12.4
907	2010/10/01 14:45:23	0.625	90.9	13.6
908	2010/10/01 14:45:26	1.000	84.5	9.9
909	2010/10/01 14:45:31	0.625	77.4	7.1
910	2010/10/01 14:45:34	0.750	84.0	11.0
911	2010/10/01 14:45:36	0.750	82.6	11.4
912	2010/10/01 14:45:37	0.750	84.5	11.1
913	2010/10/01 14:45:55	0.750	79.2	10.3
914	2010/10/01 14:45:56	0.875	77.1	9.1
915	2010/10/01 14:45:57	0.625	92.4	12.7
916	2010/10/01 14:46:09	0.875	76.5	8.7
917	2010/10/01 14:46:25	0.750	77.0	8.9
918	2010/10/01 14:47:05	0.750	88.1	11.8
919	2010/10/01 14:47:44	0.750	72.7	6.8

920	2010/10/01 14:47:56	1.000	68.7	8.6
921	2010/10/01 14:47:58	0.750	68.1	9.5
922	2010/10/01 14:48:39	0.500	74.5	13.3
923	2010/10/01 14:48:44	0.625	76.7	10.9
924	2010/10/01 14:48:45	0.500	85.0	13.2
925	2010/10/01 14:48:46	0.625	89.0	12.5
926	2010/10/01 14:48:58	0.875	92.9	9.5
927	2010/10/01 14:49:05	0.625	84.5	11.0
928	2010/10/01 14:49:06	0.500	87.1	12.3
929	2010/10/01 14:49:07	0.875	88.8	10.9
930	2010/10/01 14:49:15	0.625	86.6	8.3
931	2010/10/01 14:49:52	0.625	79.5	12.9
932	2010/10/01 14:49:53	0.625	86.6	12.4
933	2010/10/01 14:49:57	0.750	88.0	12.8
934	2010/10/01 14:49:59	0.875	89.1	10.4
935	2010/10/01 14:50:01	0.875	90.2	12.2
936	2010/10/01 14:50:09	0.750	93.9	11.6
937	2010/10/01 14:50:26	0.750	95.4	13.6
938	2010/10/01 14:50:30	0.625	97.4	10.1
939	2010/10/01 14:51:16	0.750	74.7	11.5
940	2010/10/01 14:51:46	0.875	86.9	10.0
941	2010/10/01 14:51:51	1.000	90.5	9.4
942	2010/10/01 14:52:05	0.750	86.8	10.6
943	2010/10/01 14:52:14	0.625	90.7	10.8
944	2010/10/01 14:52:16	0.625	85.5	11.4
945	2010/10/01 14:52:17	0.750	93.8	12.1
946	2010/10/01 14:52:18	0.750	91.8	9.3
947	2010/10/01 14:52:59	0.625	86.7	8.0
948	2010/10/01 14:53:00	0.750	88.8	11.4
949	2010/10/01 14:53:06	0.750	85.3	12.4
950	2010/10/01 14:57:02	0.750	96.9	13.2
951	2010/10/01 14:57:04	0.625	105.9	11.2
952	2010/10/01 14:57:07	0.875	98.0	10.2
953	2010/10/01 14:57:08	0.625	97.6	11.5
954	2010/10/01 14:57:39	0.875	91.3	10.0
955	2010/10/01 14:57:46	0.750	83.0	10.8
956	2010/10/01 14:58:14	0.625	93.9	11.2
957	2010/10/01 14:58:27	0.750	91.2	9.7
958	2010/10/01 15:00:41	0.875	79.1	8.6
959	2010/10/01 15:00:51	0.875	79.4	8.1
960	2010/10/01 15:00:53	0.625	74.2	8.6
961	2010/10/01 15:01:02	0.750	78.2	12.4
962	2010/10/01 15:01:23	0.625	76.3	9.5
963	2010/10/01 15:01:23	0.625	80.3	8.9
964	2010/10/01 15:01:25	0.875	81.3	9.8
965	2010/10/01 15:01:26	0.625	80.5	7.9
966	2010/10/01 15:01:41	0.750	78.8	10.8
967	2010/10/01 15:01:48	0.875	73.6	11.2

968	2010/10/01 15:02:43	1.000	79.0	8.7
969	2010/10/01 15:03:27	0.875	86.4	10.9
970	2010/10/01 15:04:02	0.750	84.5	10.3
971	2010/10/01 15:04:08	0.875	89.8	9.5
972	2010/10/01 15:04:32	0.625	90.0	10.3
973	2010/10/01 15:04:36	0.750	85.2	11.3
974	2010/10/01 15:04:48	0.875	71.9	9.3
975	2010/10/01 15:06:41	0.625	82.3	10.0
976	2010/10/01 15:06:45	1.000	82.4	7.7
977	2010/10/01 15:08:32	0.750	89.6	10.5
978	2010/10/01 15:08:37	0.750	88.0	9.5
979	2010/10/01 15:08:42	0.625	91.7	13.8
980	2010/10/01 15:08:43	0.625	87.3	11.5
981	2010/10/01 15:08:46	0.750	80.8	10.9
982	2010/10/01 15:08:53	0.750	85.7	7.3
983	2010/10/01 15:09:01	0.625	92.9	13.2
984	2010/10/01 15:09:51	0.625	78.9	9.4
985	2010/10/01 15:10:06	0.625	79.9	11.2
986	2010/10/01 15:10:21	0.625	82.1	12.5
987	2010/10/01 15:11:09	0.625	84.6	13.6
988	2010/10/01 15:11:10	0.625	71.5	14.4
989	2010/10/01 15:12:16	0.875	76.4	9.9
990	2010/10/01 15:12:20	0.625	83.2	12.0
991	2010/10/01 15:12:21	0.750	84.1	10.6
992	2010/10/01 15:17:11	0.625	85.5	12.9
993	2010/10/01 15:17:31	0.750	84.0	10.9
994	2010/10/01 15:17:34	0.625	89.8	11.2
995	2010/10/01 15:17:40	0.875	79.0	8.0
996	2010/10/01 15:18:11	0.750	81.8	9.3
997	2010/10/01 15:18:22	1.000	78.3	7.4
998	2010/10/01 15:18:29	0.875	76.7	8.8
999	2010/10/01 15:18:36	0.625	77.0	10.2
1000	2010/10/01 15:18:57	0.750	79.3	9.7
1001	2010/10/01 15:19:15	0.500	88.0	12.9
1002	2010/10/01 15:19:55	0.625	86.2	13.2
1003	2010/10/01 15:20:19	0.875	83.7	8.8
1004	2010/10/01 15:22:19	0.750	91.7	12.7
1005	2010/10/01 15:22:21	0.500	93.2	13.3
1006	2010/10/01 15:22:23	0.750	85.5	11.7
1007	2010/10/01 15:22:25	0.625	95.5	13.8
1008	2010/10/01 15:22:27	0.500	95.5	13.2
1009	2010/10/01 15:22:33	0.625	85.7	13.5
1010	2010/10/01 15:23:03	0.875	86.0	10.6
1011	2010/10/01 15:23:23	0.875	76.4	9.2
1012	2010/10/01 15:24:43	0.625	82.7	10.3
1013	2010/10/01 15:24:44	0.750	81.9	8.1
1014	2010/10/01 15:24:47	0.875	79.7	8.5
1015	2010/10/01 15:24:49	1.000	88.9	11.6

1016	2010/10/01 15:26:48	0.500	87.4	11.6
1017	2010/10/01 15:26:53	0.750	75.9	6.1
1018	2010/10/01 15:37:14	0.625	89.1	11.5
1019	2010/10/01 15:37:20	0.625	80.2	12.0
1020	2010/10/01 15:37:23	0.500	79.9	9.3
1021	2010/10/01 15:37:34	0.625	90.4	13.0
1022	2010/10/01 15:37:36	0.750	94.5	9.7
1023	2010/10/01 15:37:38	0.625	95.0	12.9
1024	2010/10/01 15:37:41	0.625	105.5	13.5
1025	2010/10/01 15:37:43	0.750	87.3	14.5
1026	2010/10/01 15:37:45	0.625	87.1	15.7
1027	2010/10/01 15:37:48	0.500	98.3	13.5
1028	2010/10/01 15:37:58	0.750	97.4	9.6
1029	2010/10/01 15:38:16	0.625	96.1	11.9
1030	2010/10/01 15:38:18	1.000	95.6	8.4
1031	2010/10/01 15:39:35	1.000	78.5	9.5
1032	2010/10/01 15:43:19	0.625	96.9	11.8
1033	2010/10/01 15:43:35	1.000	88.3	11.0
1034	2010/10/01 15:43:37	1.000	85.5	9.6
1035	2010/10/01 15:46:18	0.750	95.9	10.8
1036	2010/10/01 15:46:23	1.000	91.0	13.1
1037	2010/10/01 15:46:27	0.750	93.7	12.5
1038	2010/10/01 15:46:30	0.500	96.8	13.1
1039	2010/10/01 15:47:28	0.625	98.9	10.3
1040	2010/10/01 15:47:31	0.625	94.4	12.1
1041	2010/10/01 15:47:35	1.000	92.2	9.1
1042	2010/10/01 15:47:40	0.625	88.4	11.5
1043	2010/10/01 15:48:16	1.000	89.2	12.7
1044	2010/10/01 15:48:31	0.625	86.5	12.2
1045	2010/10/01 15:48:49	0.625	83.4	12.1
1046	2010/10/01 15:49:38	1.000	81.8	13.1
1047	2010/10/01 15:49:42	0.750	76.0	8.9
1048	2010/10/01 15:49:45	0.750	83.2	11.6
1049	2010/10/01 15:49:57	0.625	91.6	13.5
1050	2010/10/01 15:50:16	0.625	80.5	12.7
1051	2010/10/01 15:50:42	0.750	94.6	11.4
1052	2010/10/01 15:50:43	0.625	92.9	10.9
1053	2010/10/01 15:51:00	0.875	81.9	7.7
1054	2010/10/01 15:51:13	1.000	80.5	6.7
1055	2010/10/01 15:51:33	0.875	90.6	9.8
1056	2010/10/01 15:53:32	0.875	78.6	8.9
1057	2010/10/01 15:55:49	0.875	77.7	11.8
1058	2010/10/01 15:55:55	0.625	96.4	11.2
1059	2010/10/01 15:55:57	0.875	96.0	7.7
1060	2010/10/01 15:56:00	0.750	99.7	10.0
1061	2010/10/01 15:56:08	0.750	83.5	9.2
1062	2010/10/01 15:56:10	1.000	85.4	10.8
1063	2010/10/01 15:56:12	0.500	89.4	11.4

1064	2010/10/01 15:56:19	0.750	78.4	9.2
1065	2010/10/01 15:56:21	0.625	81.0	8.8
1066	2010/10/01 15:56:36	1.000	78.3	8.0
1067	2010/10/01 15:56:47	0.750	82.5	12.1
1068	2010/10/01 15:56:50	0.875	84.6	12.3
1069	2010/10/01 15:56:59	0.625	79.8	7.4
1070	2010/10/01 15:57:02	0.875	73.2	7.9
1071	2010/10/01 15:57:08	0.625	74.9	11.2
1072	2010/10/01 15:57:14	0.625	76.4	11.2
1073	2010/10/01 15:57:19	0.625	74.3	7.5
1074	2010/10/01 15:57:31	1.000	76.0	7.8
1075	2010/10/01 15:57:33	0.875	77.5	10.4
1076	2010/10/01 15:57:56	0.625	91.5	12.0
1077	2010/10/01 15:58:02	0.625	74.7	9.2
1078	2010/10/01 15:58:43	0.875	85.9	9.9
1079	2010/10/01 15:58:44	1.000	92.7	9.8
1080	2010/10/01 15:58:47	0.625	85.6	9.2
1081	2010/10/01 15:58:52	0.625	74.4	10.8
1082	2010/10/01 15:58:54	0.625	77.9	10.8
1083	2010/10/01 15:59:01	0.875	84.0	11.0
1084	2010/10/01 15:59:02	0.625	88.8	12.1
1085	2010/10/01 15:59:03	0.625	87.0	10.2
1086	2010/10/01 15:59:04	0.625	90.8	11.8
1087	2010/10/01 15:59:10	0.625	81.2	11.2
1088	2010/10/01 15:59:51	0.625	85.0	12.0
1089	2010/10/01 15:59:59	0.625	82.5	11.1
1090	2010/10/01 16:00:05	0.875	88.2	13.5
1091	2010/10/01 16:00:55	0.625	76.3	10.2
1092	2010/10/01 16:00:56	0.750	78.8	10.1
1093	2010/10/01 16:01:25	0.750	75.4	11.3
1094	2010/10/01 16:01:56	0.875	79.2	8.7
1095	2010/10/01 16:02:03	0.500	95.7	13.8
1096	2010/10/01 16:02:06	0.875	76.9	17.0
1097	2010/10/01 16:02:47	0.750	85.1	9.6
1098	2010/10/01 16:02:59	0.500	74.6	11.2
1099	2010/10/01 16:10:54	0.750	79.9	9.4
1100	2010/10/01 16:10:58	0.875	87.0	12.1
1101	2010/10/01 16:14:19	0.625	90.8	10.5
1102	2010/10/01 16:14:21	0.625	74.9	13.2
1103	2010/10/01 16:15:42	1.000	72.0	11.5
1104	2010/10/01 16:15:51	0.875	76.2	10.2
1105	2010/10/01 16:17:07	0.625	79.8	10.7
1106	2010/10/01 16:19:55	1.000	74.9	6.5
1107	2010/10/01 16:23:41	0.750	79.2	11.0
1108	2010/10/01 16:23:57	0.875	85.5	9.6
1109	2010/10/01 16:23:59	0.750	77.4	8.8
1110	2010/10/01 16:25:51	0.750	84.5	11.5
1111	2010/10/01 16:25:55	0.625	76.3	11.1

1112	2010/10/01 16:27:14	0.500	87.6	13.1
1113	2010/10/01 16:27:15	0.750	76.9	13.7
1114	2010/10/01 16:27:17	0.750	68.5	14.5
1115	2010/10/01 16:29:19	0.625	92.8	13.5
1116	2010/10/01 16:29:21	0.625	89.6	10.4
1117	2010/10/01 16:29:35	1.000	85.5	8.3
1118	2010/10/01 16:29:36	0.625	84.5	10.1
1119	2010/10/01 16:29:37	0.625	87.1	10.5
1120	2010/10/01 16:51:58	0.875	80.6	8.8
1121	2010/10/01 16:52:15	0.625	77.3	11.9
1122	2010/10/01 16:54:33	0.750	74.3	11.8
1123	2010/10/01 16:54:53	0.625	76.7	9.9
1124	2010/10/01 16:55:05	0.875	70.6	8.7
1125	2010/10/01 16:56:38	0.875	70.2	10.1
1126	2010/10/01 16:58:27	0.875	78.2	8.1
1127	2010/10/01 16:58:54	1.000	74.5	8.3
1128	2010/10/01 16:59:35	1.000	70.4	7.2
1129	2010/10/01 16:59:38	1.000	75.2	9.8
1130	2010/10/01 16:59:55	0.625	71.2	7.1
1131	2010/10/01 17:00:00	0.750	88.3	13.7
1132	2010/10/01 17:00:03	0.750	92.6	11.3
1133	2010/10/01 17:00:06	1.000	89.5	11.7
1134	2010/10/01 17:00:07	1.000	92.7	10.8
1135	2010/10/01 17:00:09	0.875	76.9	13.2
1136	2010/10/01 17:00:35	0.625	84.0	11.4
1137	2010/10/01 17:00:50	0.625	85.6	12.5
1138	2010/10/01 17:01:05	0.875	92.3	13.4
1139	2010/10/01 17:01:37	1.000	85.5	7.8
1140	2010/10/01 17:01:44	0.875	85.7	12.3
1141	2010/10/01 17:02:07	0.625	76.3	12.1
1142	2010/10/01 17:02:29	0.625	87.4	11.8
1143	2010/10/01 17:02:31	0.875	83.5	10.7
1144	2010/10/01 17:02:41	0.750	77.6	10.7
1145	2010/10/01 17:04:12	0.750	74.8	12.0
1146	2010/10/01 17:05:23	0.625	75.5	12.1
1147	2010/10/01 17:07:09	0.625	82.1	11.5
1148	2010/10/01 17:08:23	1.000	90.4	8.8
1149	2010/10/01 17:08:24	1.000	85.0	8.3
1150	2010/10/01 17:08:29	0.875	90.9	13.6
1151	2010/10/01 17:08:35	1.000	80.2	8.0
1152	2010/10/01 17:10:33	0.750	81.4	10.8
1153	2010/10/01 17:10:34	0.750	87.9	11.5
1154	2010/10/01 17:10:50	0.625	81.7	11.2
1155	2010/10/01 17:11:03	0.750	88.3	13.5
1156	2010/10/01 17:11:06	1.000	95.9	10.9
1157	2010/10/01 17:11:19	0.875	76.8	7.7
1158	2010/10/01 17:11:28	0.875	85.3	9.2
1159	2010/10/01 17:11:31	0.750	91.1	12.6

1160	2010/10/01 17:11:32	0.625	86.9	11.6
1161	2010/10/01 17:11:41	0.875	88.7	12.2
1162	2010/10/01 17:11:53	1.000	89.2	10.0
1163	2010/10/01 17:12:02	0.750	90.7	10.7
1164	2010/10/01 17:12:05	0.625	95.4	12.7
1165	2010/10/01 17:12:50	1.000	76.6	10.0
1166	2010/10/01 17:12:58	0.750	88.0	10.6
1167	2010/10/01 17:13:09	0.750	90.6	11.0
1168	2010/10/01 17:13:17	0.625	93.0	13.8
1169	2010/10/01 17:14:12	0.625	95.7	13.9
1170	2010/10/01 17:26:47	0.875	71.0	8.5
1171	2010/10/01 17:26:53	0.625	70.5	12.0
1172	2010/10/01 17:28:10	0.625	79.7	11.5
1173	2010/10/01 17:32:53	1.000	75.0	10.0
1174	2010/10/01 17:35:38	0.625	70.4	8.9
1175	2010/10/01 17:35:49	0.875	68.0	11.4
1176	2010/10/01 17:49:05	0.875	77.1	12.2
1177	2010/10/01 17:49:21	0.875	77.1	8.0
1178	2010/10/01 17:49:22	1.000	76.3	8.4
1179	2010/10/01 17:49:27	0.750	76.0	7.0
1180	2010/10/01 17:49:56	1.000	75.5	7.6
1181	2010/10/01 17:50:06	0.625	72.6	9.9
1182	2010/10/01 17:50:14	0.625	77.3	12.0
1183	2010/10/01 17:52:11	0.750	76.8	12.9
1184	2010/10/01 17:52:36	0.625	68.3	9.1
1185	2010/10/01 17:52:37	0.625	74.5	11.1
1186	2010/10/01 17:53:53	0.875	90.7	10.8
1187	2010/10/01 17:57:59	1.000	69.2	7.2
1188	2010/10/01 18:05:15	0.625	74.0	11.2
1189	2010/10/01 18:15:34	1.000	73.7	8.3
1190	2010/10/01 18:16:19	1.000	70.8	7.8
1191	2010/10/01 18:16:57	1.000	74.4	7.9
1192	2010/10/01 18:23:32	0.875	75.2	11.8
1193	2010/10/01 18:27:52	0.875	92.4	10.5
1194	2010/10/01 18:31:29	0.875	94.2	10.8
1195	2010/10/01 18:31:31	0.750	88.6	9.8
1196	2010/10/01 18:31:52	0.875	77.0	7.4
1197	2010/10/01 18:35:15	0.500	99.0	12.2
1198	2010/10/01 18:36:42	0.625	89.3	13.7
1199	2010/10/01 18:43:50	1.000	84.6	9.0
1200	2010/10/01 18:44:04	0.875	88.4	10.4
1201	2010/10/01 18:44:11	1.000	79.3	7.4
1202	2010/10/01 18:47:31	1.000	86.3	10.6
1203	2010/10/01 18:49:03	0.625	75.8	11.2
1204	2010/10/01 18:49:05	1.000	78.0	9.3
1205	2010/10/01 18:51:20	0.875	75.1	8.1
1206	2010/10/01 18:56:04	0.625	87.0	11.9
1207	2010/10/01 18:56:57	1.000	74.3	7.1

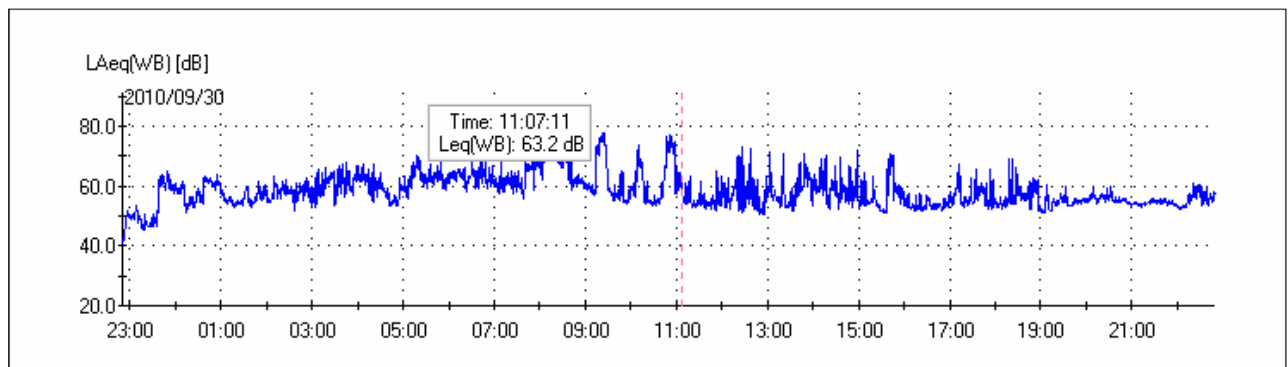
1208	2010/10/01 18:57:08	0.625	77.1	10.0
1209	2010/10/01 19:07:06	0.750	86.5	10.8
1210	2010/10/01 19:08:04	1.000	76.5	9.0
1211	2010/10/01 19:09:54	1.000	86.8	11.3
1212	2010/10/01 19:10:28	0.625	90.0	11.9
1213	2010/10/01 19:10:50	0.750	76.2	8.9
1214	2010/10/01 19:11:35	0.875	85.5	9.7
1215	2010/10/01 19:11:43	0.750	84.5	10.5
1216	2010/10/01 19:31:23	1.000	74.1	8.1
1217	2010/10/01 19:33:15	0.875	69.4	11.6
1218	2010/10/01 19:35:19	0.500	71.5	12.9
1219	2010/10/01 22:11:49	0.750	81.6	11.7
1220	2010/10/01 22:11:51	0.750	74.0	10.7
1221	2010/10/01 22:13:02	0.750	77.6	11.0
1222	2010/10/01 22:15:00	0.875	74.3	11.8
1223	2010/10/01 22:17:19	0.875	75.9	8.9
1224	2010/10/01 22:29:08	0.875	75.7	8.8
1225	2010/10/01 22:31:59	1.000	70.6	8.7
1226	2010/10/01 22:32:05	0.625	77.1	9.9
1227	2010/10/01 22:34:25	0.875	77.8	9.2
1228	2010/10/01 22:34:28	0.750	79.0	11.1
1229	2010/10/01 22:35:21	0.875	75.1	8.0
1230	2010/10/01 22:43:55	1.000	73.6	8.1

RICONOSCIMENTO COMPONENTI TONALI

Al fine di individuare la presenza di Componenti Tonalì (CT) nel rumore, si effettua un'analisi spettrale per bande normalizzate di 1/3 di ottava. Si considerano esclusivamente le CT aventi carattere stazionario nel tempo ed in frequenza.

L'analisi è stata svolta nell'intervallo di frequenza compreso tra 20 Hz e 20 KHz.

Si è in presenza di una CT se il livello minimo di una banda supera i livelli minimi delle bande adiacenti per almeno 5 dB.



SOGLIE PENALIZZAZIONE	
Persistenza BF	5%
Persistenza AF	5%
TONALI [Hz]	PERSIST [%]
Freq: 63	0.0
Freq: 315	0.1
PENALIZZAZIONI	
Penalizzazione BF: No	
Penalizzazione AF: No	

TIME HISTORY COMPONENTI TONALI

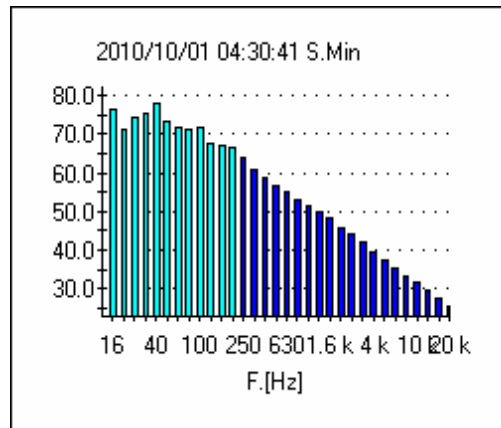
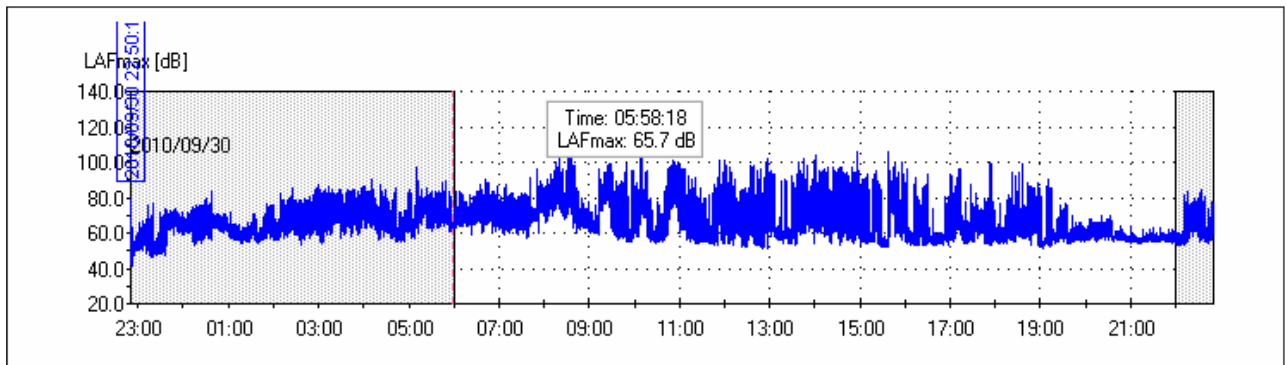
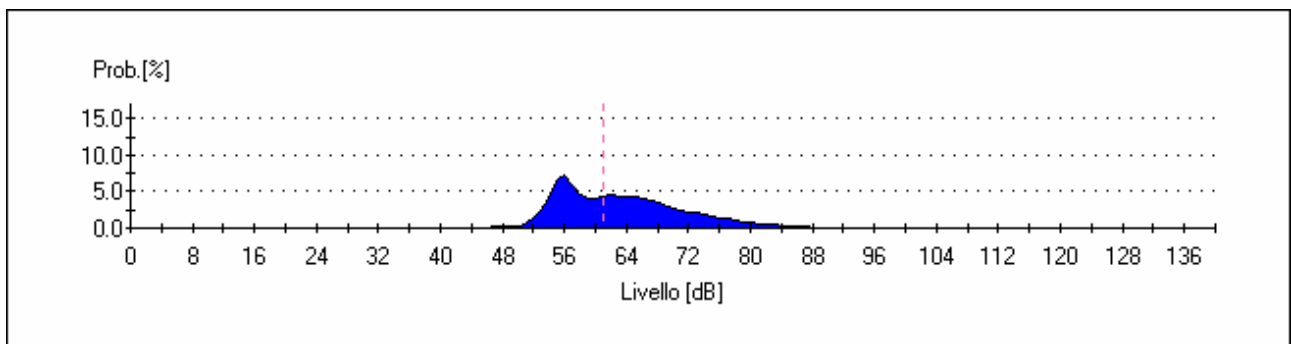


GRAFICO DEL CLIMA ACUSTICO GIORNALIERO



DISTRIBUTIVA



CUMULATIVA

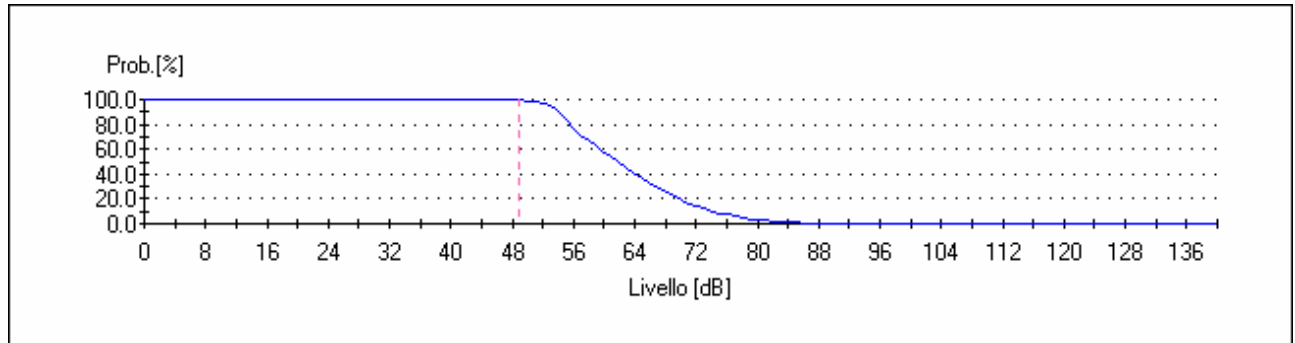
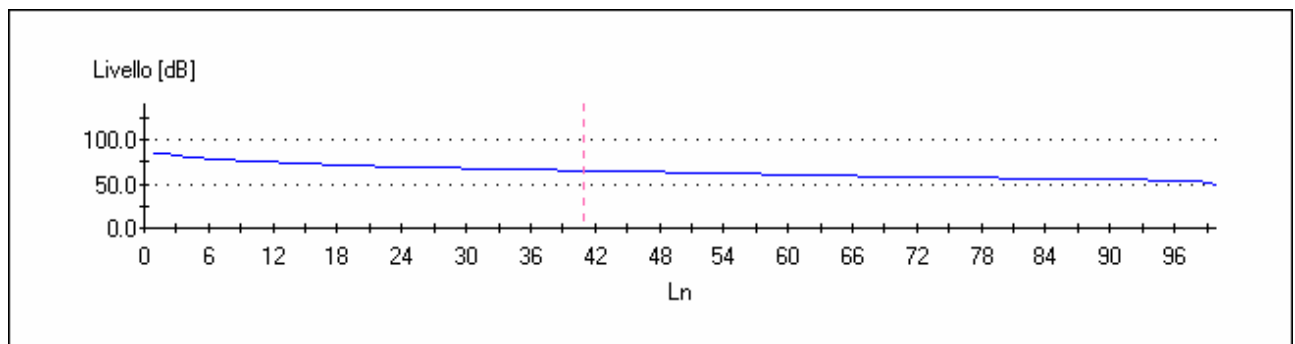


GRAFICO PERCENTILI



Livelli statistici L1, L5, L10, L50, L90, L95, L99; nelle 24 ore

Percentile	Leq.[dB]
0	85.0
1	85.0
2	82.0
3	81.0
4	79.0
5	78.0
6	77.5
7	77.0
8	76.0
9	75.5
10	75.0
11	74.5
12	74.0
13	73.5
14	73.0
15	72.5

16	72.0
17	71.5
18	71.0
19	70.7
20	70.3
21	70.0
22	69.7
23	69.3
24	69.0
25	68.8
26	68.5
27	68.3
28	68.0
29	67.8
30	67.5
31	67.3
32	67.0
33	66.8
34	66.5
35	66.3
36	66.0
37	65.8
38	65.5
39	65.3
40	65.0
41	64.8
42	64.5
43	64.3
44	64.0
45	63.8
46	63.6
47	63.4
48	63.2
49	63.0
50	62.8
51	62.5
52	62.3
53	62.0
54	61.8
55	61.5
56	61.3
57	61.0
58	60.8
59	60.5
60	60.3
61	60.0
62	59.8
63	59.5

64	59.3
65	59.0
66	58.8
67	58.6
68	58.4
69	58.2
70	58.0
71	57.8
72	57.7
73	57.5
74	57.3
75	57.2
76	57.0
77	56.9
78	56.7
79	56.6
80	56.4
81	56.3
82	56.1
83	56.0
84	55.9
85	55.7
86	55.6
87	55.4
88	55.3
89	55.1
90	55.0
91	54.8
92	54.5
93	54.3
94	54.0
95	53.5
96	53.0
97	52.5
98	52.0
99	50.0

LIVELLI PERCENTILI DIURNI

Percentile	Leq.[dB]
0	87.0
1	87.0
2	84.0
3	82.0
4	81.0
5	80.0
6	79.0

7	78.5
8	78.0
9	77.0
10	76.5
11	76.0
12	75.5
13	75.0
14	74.5
15	74.0
16	73.5
17	73.0
18	72.5
19	72.0
20	71.7
21	71.3
22	71.0
23	70.5
24	70.0
25	69.7
26	69.3
27	69.0
28	68.8
29	68.5
30	68.3
31	68.0
32	67.7
33	67.3
34	67.0
35	66.7
36	66.3
37	66.0
38	65.8
39	65.5
40	65.3
41	65.0
42	64.7
43	64.3
44	64.0
45	63.8
46	63.5
47	63.3
48	63.0
49	62.8
50	62.5
51	62.3
52	62.0
53	61.7
54	61.3

55	61.0
56	60.8
57	60.5
58	60.3
59	60.0
60	59.8
61	59.5
62	59.3
63	59.0
64	58.8
65	58.5
66	58.3
67	58.0
68	57.9
69	57.7
70	57.6
71	57.4
72	57.3
73	57.1
74	57.0
75	56.9
76	56.8
77	56.6
78	56.5
79	56.4
80	56.3
81	56.1
82	56.0
83	55.9
84	55.8
85	55.6
86	55.5
87	55.4
88	55.3
89	55.1
90	55.0
91	54.8
92	54.6
93	54.4
94	54.2
95	54.0
96	53.7
97	53.3
98	53.0
99	52.0

LIVELLI PERCENTILI NOTTURNI

Percentile	Leq.[dB]
0	78.0
1	78.0
2	76.0
3	75.0
4	74.5
5	74.0
6	73.5
7	73.0
8	72.5
9	72.0
10	71.5
11	71.0
12	70.7
13	70.3
14	70.0
15	69.8
16	69.5
17	69.3
18	69.0
19	68.8
20	68.5
21	68.3
22	68.0
23	67.8
24	67.6
25	67.4
26	67.2
27	67.0
28	66.8
29	66.6
30	66.4
31	66.2
32	66.0
33	65.8
34	65.7
35	65.5
36	65.3
37	65.2
38	65.0
39	64.8
40	64.7
41	64.5
42	64.3
43	64.2

44	64.0
45	63.8
46	63.7
47	63.5
48	63.3
49	63.2
50	63.0
51	62.8
52	62.7
53	62.5
54	62.3
55	62.2
56	62.0
57	61.8
58	61.7
59	61.5
60	61.3
61	61.2
62	61.0
63	60.8
64	60.5
65	60.3
66	60.0
67	59.8
68	59.6
69	59.4
70	59.2
71	59.0
72	58.8
73	58.6
74	58.4
75	58.2
76	58.0
77	57.8
78	57.6
79	57.4
80	57.2
81	57.0
82	56.8
83	56.5
84	56.3
85	56.0
86	55.8
87	55.5
88	55.3
89	55.0
90	54.7
91	54.3

92	54.0
93	53.0
94	52.5
95	52.0
96	51.0
97	50.0
98	49.0
99	48.0

LIVELLI DI IMPULS- FAST E SLOW MAX NELLE 24 ORE		
LAIp [dB]	LASp [dB]	LAFp [dB]
90.6	83.2	87.5
101.4	87.6	96.6
110.4	98.2	105.6
109.5	98.3	105.9
110	96.5	105.5
88.4	78.5	84.4
110.4	98.3	105.9

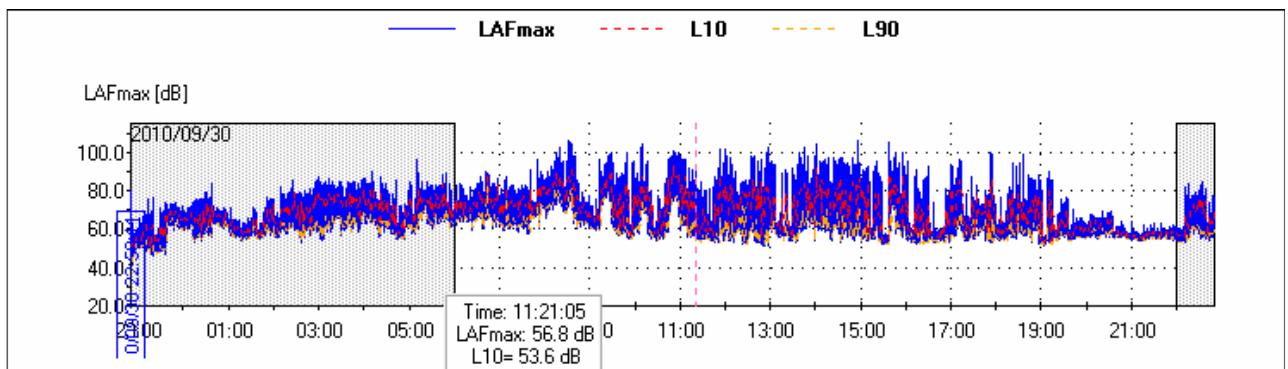
LIVELLI di Impuls – fast – slow massimi nelle 16 ore diurne

LIVELLI DI IMPULS- FAST E SLOW MAX DIURNI		
LAIp [dB]	LASp [dB]	LAFp [dB]
91.7	87.5	90
110.4	98.2	105.6
109.5	98.3	105.9
110	96.5	105.5
72.9	66.1	70.2
110.4	98.3	105.9

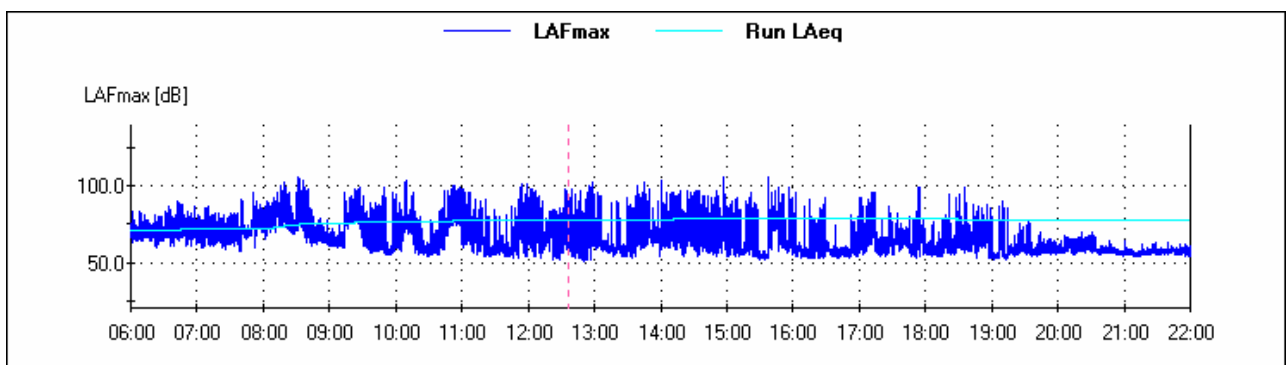
LIVELLI di Impuls – fast – slow massimi nelle 8 ore notturni

LIVELLI DI IMPULS- FAST E SLOW MAX NOTTURNI		
LAIp [dB]	LASp [dB]	LAFp [dB]
90.6	83.2	87.5
101.4	87.6	96.6
88.4	78.5	84.4
101.4	87.6	96.6

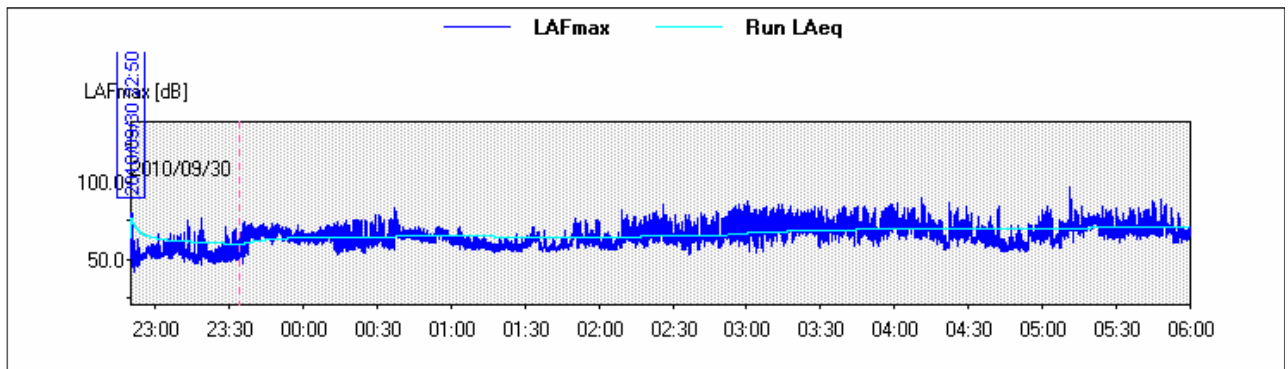
TIME HISTORY L10 – L90



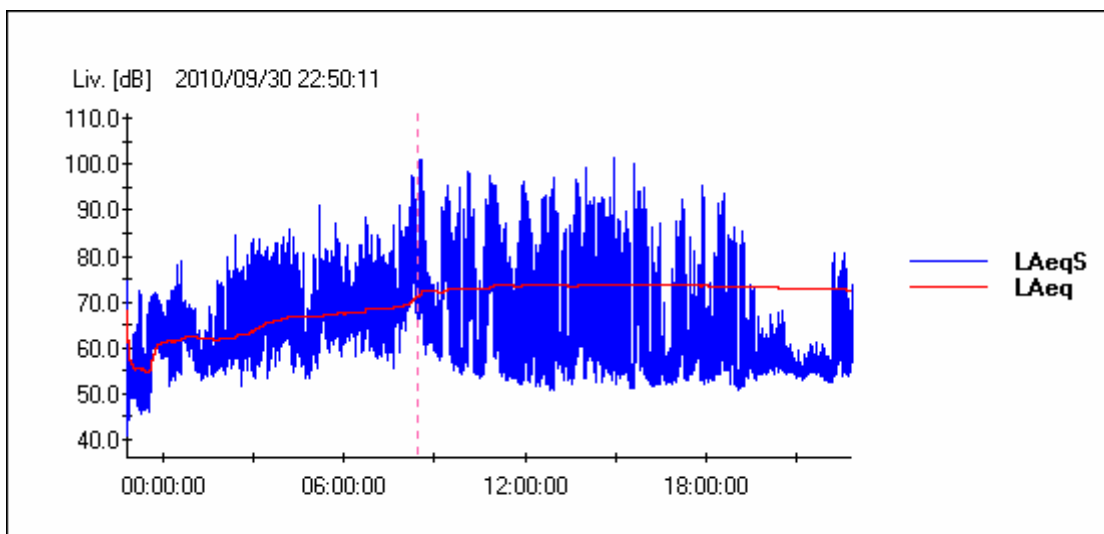
RUNNING Leq DIURNO



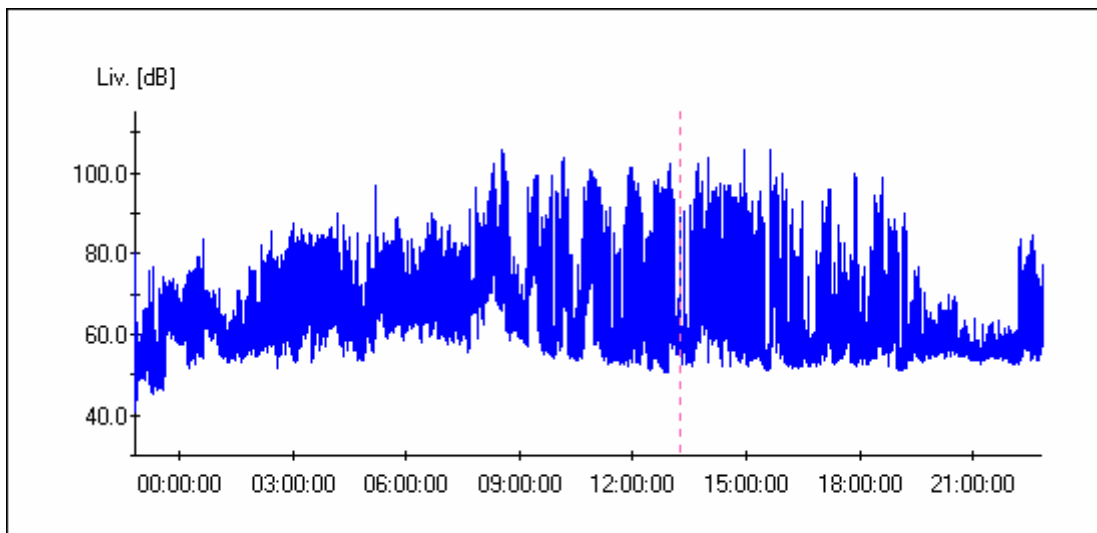
RUNNING Leq NOTTURNO



LA TIME HISTORY LIVELLO EQUIVALENTE PONDERATO "A"



LA TIME HISTORY LIVELLO PRESSIONE SONORA PONDERATA "A"



R2 - MISURE DI 24 ORE CON POSTAZIONE SEMI-FISSE

Punto	Ricettore R_CANT 2-2_S	Indirizzo Campo Italia
Descrizione del punto di misura/ricettore		
<p><i>L'asta estensibile con il microfono posto all'altezza di mt. 4,00 dal piano stradale è stata collocata nella piazzola di sosta adiacente la carreggiata stradale che fronteggia il condominio ATHENA</i></p>		

Caratterizzazione del punto di misura/ricettore

Zonizzazione acustica e limiti diurni/notturni

<input type="checkbox"/>	Classe I	50 / 40 dB(a)
<input type="checkbox"/>	Classe II	55 / 45 dB(a)
<input checked="" type="checkbox"/>	Classe III	60 / 50 dB(a)
<input type="checkbox"/>	Classe IV	65 / 55 dB(a)
<input type="checkbox"/>	Classe V	70 / 60 dB(a)
<input type="checkbox"/>	Classe VI	70 / 70 dB(a)

Caratterizzazione delle sorgenti di rumore

Tipologia	<input checked="" type="checkbox"/>	Traffico stradale
	<input type="checkbox"/>	Traffico ferroviario
	<input type="checkbox"/>	Cantiere
	<input type="checkbox"/>	Altro

Descrizione

Strumentazione adottata

Fonometro modello HD 2110 Classe 1, numero di serie 10060132243,
 - preamplificatore HD 2110 P,
 - microfono MK 221, numero di serie 34208
 - Calibratore HD 2020 Classe 1 090 29825

Punto	Ricettore R_CANT 2-2_S	Indirizzo Campo Italia
-------	----------------------------------	----------------------------------

Sintesi misure (ante e post mascheramenti eventi anomali o sorgenti regolamentate da DPR)

Periodo	TR	Data	L _{AeqTR} [dBA]	K _I [dBA]	K _T [dBA]	K _B [dBA]	L _{AeqTRC} [dBA]	L _{lim} [dBA]
Giorno	6-22h	01/10/10	72.3	0	0		72.3	60
Notte	22-6h	01/10/10	69.1	0	0	0	69.1	50

RISULTATI MISURE

Codice misura	R_CANT 2-2_S
Data inizio	01/10/2010
Ora inizio	22.58.02
Note	

Parametri		24 ore	Giorno (T _R = 6/22)	Notte (T _R = 22/6)
L _{AeqTR}	[dBA]	71.5	72.3	69.1
L ₁	[dBA]	84.0	85.0	76.0
L ₅	[dBA]	76.0	78.0	72.5
L ₁₀	[dBA]	72.0	73.5	70.5
L ₅₀	[dBA]	63.7	62.6	65.7
L ₉₀	[dBA]	54.4	54.6	53.8
L ₉₅	[dBA]	53.3	53.5	52.8
L ₉₉	[dBA]	52.0	52.0	51.0
L _I max	[dBA]	102.9	100.1	102.9
L _F max	[dBA]	99.1	95.6	99.1
L _S max	[dBA]	94.0	93.1	94.0
K _I	[dBA]	0	0	0
K _T	[dBA]	0	0	0
K _B	[dBA]	0	0	0
L _{AeqTRC}		71.5	72.3	69.1

Note:

Punto	Ricettore R_CANT 2-2_S	Indirizzo Campo Italia
-------	----------------------------------	----------------------------------

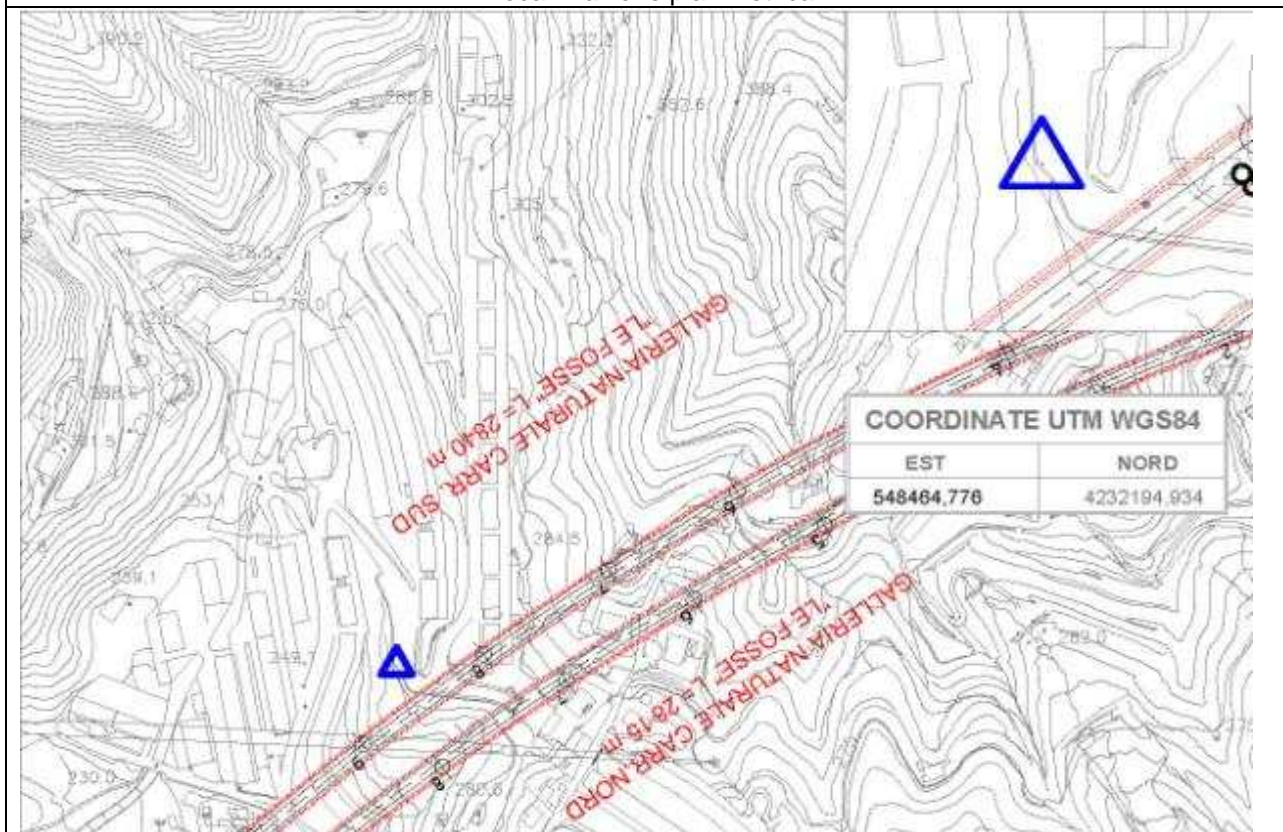
Sorgente stradale: _____								
	6/9h	9/14h	14/19h	19/22h	Media	22/2h	2/6 h	Media
Veic. Leggeri / 10'	9	15	18	19	15.25	10	1	5.5
Veic. Pesanti / 10'	1	2	2	1	1.5	1	0	0.5
Motocicli / 10'	2	2	3	3	2.5	1	1	1
	6/9h	9/14h	14/19h	19/22h	Media	22/2h	2/6 h	Media
Condizioni cielo	SERENO	SERENO	SERENO	SERENO		SERENO	SERENO	
Temperatura	18.6	25	29.4	26.5	24.88	23.1	22.5	22.8
Umidità relativa	60	63	75	69	66.75	66	75	70.5
Velocità vento	1.2	1.8	2.1	2.5	1.9	1.2	2.1	1.65
Direzione vento	N W	N W	N N W	N N W		N	N	

Fotografia del punto di misura



Punto	Ricettore R_CANT 2-2_S	Indirizzo Campo Italia
-------	----------------------------------	----------------------------------

Localizzazione planimetrica



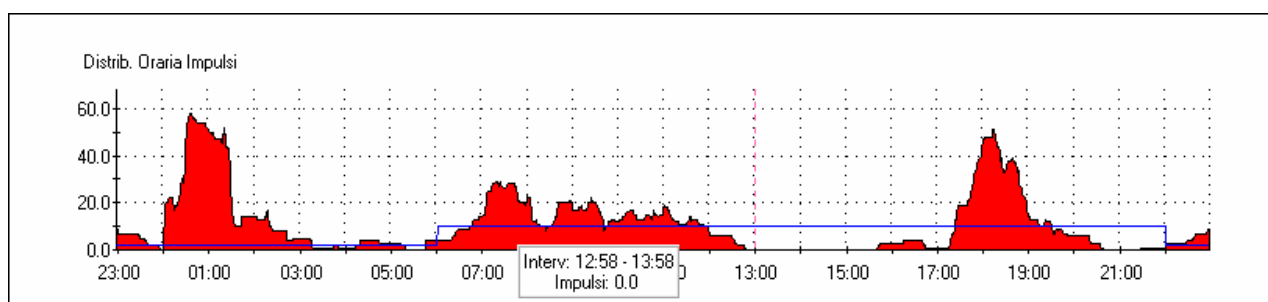
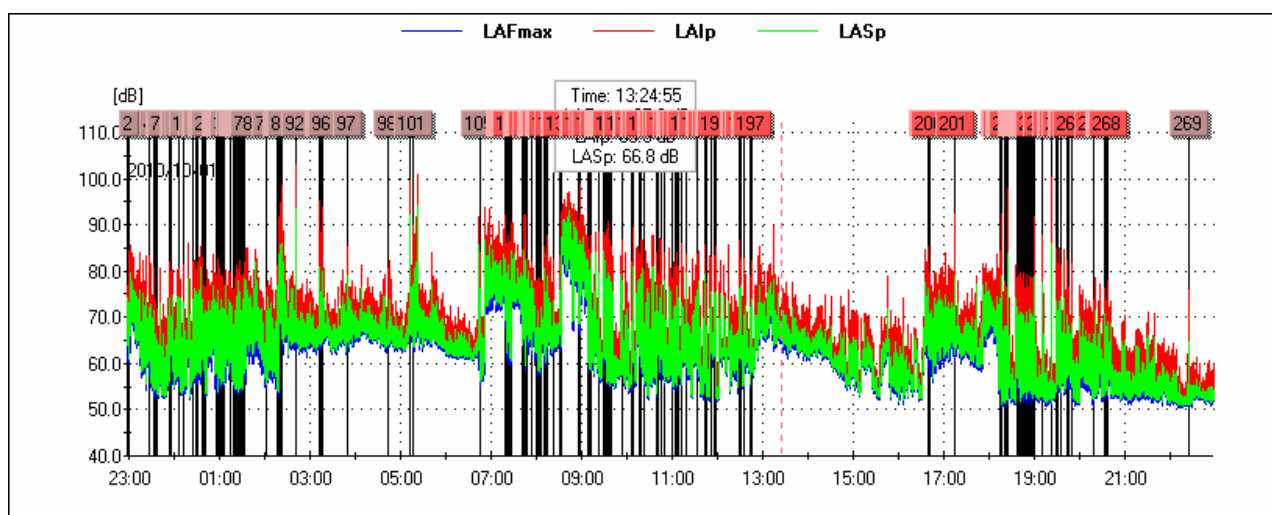
DATA	Tecnico competente: Studio tecnico ing. Giovanni Chiovetta	
	geom. Antonino Campione	Ing. Giovanni Chiovetta

RICONOSCIMENTO COMPONENTI IMPULSIVE

Il rumore presenta Componenti Impulsive (CI) quando sono verificate le condizioni seguenti:

- ripetitività di n° eventi impulsivi (n°10/ora di giorno e n°2/ora di notte);
- differenza tra LAImax e LASmax superiore a 6 dB;
- durata dell'evento a -10 dB dal valore LAFmax inferiore a 1 s.

La ripetitività viene dimostrata mediante registrazione grafica del livello di pressione sonora ponderato A fast effettuata durante il tempo di misura TM.



Lista degli impulsi nelle 24 ore

Ev	Inizio	Durata LAFmax-10dB[s]	LAFmax[dB]	LAImax - LASmax [dB]
1	2010/10/01 22:59:30	0.625	78.5	10.4
2	2010/10/01 22:59:33	0.500	81.0	11.3
3	2010/10/01 23:25:58	0.625	79.6	11.1
4	2010/10/01 23:27:27	0.875	78.1	10.4
5	2010/10/01 23:34:14	0.875	71.3	7.1

6	2010/10/01 23:37:01	0.875	66.9	9.0
7	2010/10/01 23:37:23	0.875	70.1	6.6
8	2010/10/01 23:53:46	1.000	79.1	8.0
9	2010/10/01 23:54:58	0.875	75.8	10.1
10	2010/10/02 00:05:59	1.000	74.8	7.5
11	2010/10/02 00:12:06	0.750	71.2	8.3
12	2010/10/02 00:12:07	0.625	77.4	11.4
13	2010/10/02 00:12:08	0.625	76.3	9.6
14	2010/10/02 00:12:10	0.875	72.6	8.6
15	2010/10/02 00:12:41	1.000	68.7	6.6
16	2010/10/02 00:24:40	1.000	76.0	7.3
17	2010/10/02 00:25:35	0.875	76.1	8.3
18	2010/10/02 00:25:41	0.750	70.3	8.1
19	2010/10/02 00:29:19	0.750	68.9	10.4
20	2010/10/02 00:31:04	0.875	76.0	8.2
21	2010/10/02 00:36:20	0.875	79.1	10.8
22	2010/10/02 00:36:21	0.875	79.2	7.5
23	2010/10/02 00:39:26	1.000	75.1	6.1
24	2010/10/02 00:42:10	0.625	71.3	10.5
25	2010/10/02 00:54:56	0.875	67.6	9.8
26	2010/10/02 00:55:35	1.000	73.3	8.9
27	2010/10/02 00:57:18	0.875	80.9	6.9
28	2010/10/02 00:59:59	1.000	77.7	9.4
29	2010/10/02 01:01:11	1.000	69.9	7.9
30	2010/10/02 01:04:39	1.000	72.2	6.2
31	2010/10/02 01:05:16	1.000	69.8	8.2
32	2010/10/02 01:05:53	0.875	69.5	8.2
33	2010/10/02 01:14:57	1.000	77.1	6.1
34	2010/10/02 01:15:18	1.000	73.6	8.6
35	2010/10/02 01:18:06	1.000	68.3	9.2
36	2010/10/02 01:18:49	0.750	68.1	10.3
37	2010/10/02 01:18:57	0.750	66.2	11.0
38	2010/10/02 01:20:29	0.750	71.6	7.1
39	2010/10/02 01:20:42	0.875	69.7	9.4
40	2010/10/02 01:21:00	1.000	74.9	8.2
41	2010/10/02 01:21:09	1.000	76.2	8.4
42	2010/10/02 01:21:50	0.875	73.3	6.4
43	2010/10/02 01:21:51	0.625	71.0	8.0
44	2010/10/02 01:22:04	1.000	72.9	7.4
45	2010/10/02 01:23:44	0.875	67.3	9.7
46	2010/10/02 01:25:32	0.750	70.8	12.9
47	2010/10/02 01:26:19	0.750	79.2	9.3
48	2010/10/02 01:26:21	0.875	80.3	6.9
49	2010/10/02 01:26:24	0.750	75.5	7.9
50	2010/10/02 01:26:41	1.000	70.8	9.2
51	2010/10/02 01:26:43	0.750	74.5	9.6
52	2010/10/02 01:26:47	0.625	70.2	9.2
53	2010/10/02 01:26:54	0.500	74.8	12.4

54	2010/10/02 01:27:02	0.625	70.5	11.2
55	2010/10/02 01:27:06	1.000	68.9	10.7
56	2010/10/02 01:27:09	0.625	67.4	12.0
57	2010/10/02 01:27:10	0.875	65.2	10.2
58	2010/10/02 01:27:11	0.625	70.6	12.1
59	2010/10/02 01:27:13	0.625	70.1	10.3
60	2010/10/02 01:27:14	0.750	68.7	9.0
61	2010/10/02 01:27:27	0.625	69.1	11.8
62	2010/10/02 01:27:38	0.750	66.4	10.7
63	2010/10/02 01:27:54	0.875	72.9	7.5
64	2010/10/02 01:28:01	0.625	75.1	8.5
65	2010/10/02 01:28:29	0.875	76.4	7.7
66	2010/10/02 01:28:31	0.625	70.5	8.1
67	2010/10/02 01:28:37	1.000	69.7	8.3
68	2010/10/02 01:28:48	0.875	67.6	9.3
69	2010/10/02 01:29:47	1.000	67.9	9.5
70	2010/10/02 01:29:51	1.000	68.0	11.5
71	2010/10/02 01:29:53	0.750	72.2	8.3
72	2010/10/02 01:30:02	0.875	74.7	7.1
73	2010/10/02 01:30:03	0.625	70.1	7.1
74	2010/10/02 01:30:14	0.625	67.2	11.5
75	2010/10/02 01:30:16	0.625	67.5	11.5
76	2010/10/02 01:31:14	0.875	70.5	9.7
77	2010/10/02 01:32:54	0.875	77.9	6.8
78	2010/10/02 01:33:29	0.750	75.0	10.5
79	2010/10/02 02:02:50	1.000	69.8	6.1
80	2010/10/02 02:16:15	1.000	72.5	9.6
81	2010/10/02 02:16:57	0.625	72.3	12.0
82	2010/10/02 02:17:01	0.750	74.9	9.1
83	2010/10/02 02:17:17	0.625	72.1	8.6
84	2010/10/02 02:17:39	1.000	74.6	9.8
85	2010/10/02 02:17:40	0.625	72.5	8.6
86	2010/10/02 02:17:42	0.875	69.7	9.7
87	2010/10/02 02:21:12	0.625	90.7	10.1
88	2010/10/02 02:22:57	0.625	93.7	12.6
89	2010/10/02 02:41:07	1.000	99.1	10.0
90	2010/10/02 02:41:12	0.625	94.9	12.4
91	2010/10/02 02:41:20	0.875	96.1	11.2
92	2010/10/02 02:41:29	0.750	94.3	12.7
93	2010/10/02 03:12:58	0.500	90.2	14.1
94	2010/10/02 03:14:05	0.625	83.0	12.9
95	2010/10/02 03:14:35	0.625	83.4	12.9
96	2010/10/02 03:15:40	0.625	88.8	13.9
97	2010/10/02 03:49:58	0.875	81.3	10.3
98	2010/10/02 04:43:14	0.750	75.9	11.6
99	2010/10/02 05:11:46	0.875	95.5	9.2
100	2010/10/02 05:17:23	0.875	77.4	11.0
101	2010/10/02 05:17:35	0.625	83.8	12.3

102	2010/10/02 06:44:36	1.000	74.6	8.9
103	2010/10/02 06:44:40	0.625	74.0	10.3
104	2010/10/02 06:44:41	0.875	73.4	7.3
105	2010/10/02 06:44:42	0.750	72.0	7.2
106	2010/10/02 07:18:22	0.625	89.6	9.2
107	2010/10/02 07:20:34	1.000	78.7	11.6
108	2010/10/02 07:23:02	1.000	77.7	7.0
109	2010/10/02 07:24:23	0.875	76.5	10.0
110	2010/10/02 07:26:07	0.875	75.8	9.2
111	2010/10/02 07:41:02	0.750	77.3	8.2
112	2010/10/02 07:44:24	0.875	84.4	11.6
113	2010/10/02 07:44:44	0.875	88.8	9.9
114	2010/10/02 07:44:47	1.000	84.3	10.0
115	2010/10/02 07:44:49	0.750	82.7	8.2
116	2010/10/02 07:44:58	0.750	78.4	7.3
117	2010/10/02 07:45:24	1.000	79.7	9.5
118	2010/10/02 07:47:35	0.750	76.9	6.2
119	2010/10/02 07:54:39	0.875	79.4	6.9
120	2010/10/02 07:59:13	0.875	73.0	9.0
121	2010/10/02 08:02:43	0.625	73.1	11.9
122	2010/10/02 08:02:57	0.625	72.9	11.3
123	2010/10/02 08:03:00	0.625	73.8	11.2
124	2010/10/02 08:03:01	0.625	73.6	10.7
125	2010/10/02 08:03:37	0.625	73.6	12.0
126	2010/10/02 08:04:02	0.500	73.7	12.2
127	2010/10/02 08:04:11	0.625	73.8	12.7
128	2010/10/02 08:04:13	0.625	69.9	10.7
129	2010/10/02 08:04:52	0.625	73.3	12.0
130	2010/10/02 08:05:28	0.625	72.8	12.2
131	2010/10/02 08:10:29	1.000	75.7	11.6
132	2010/10/02 08:11:44	0.875	79.9	9.6
133	2010/10/02 08:11:54	0.500	77.4	10.2
134	2010/10/02 08:15:04	0.750	83.5	9.8
135	2010/10/02 08:22:11	0.750	77.9	11.5
136	2010/10/02 08:22:20	0.875	75.8	8.1
137	2010/10/02 08:30:08	0.750	79.5	9.4
138	2010/10/02 08:32:53	0.750	80.3	10.0
139	2010/10/02 08:55:43	1.000	85.2	6.6
140	2010/10/02 08:57:08	0.625	86.6	10.0
141	2010/10/02 08:57:12	0.875	87.6	8.8
142	2010/10/02 08:57:25	0.625	88.6	13.0
143	2010/10/02 09:09:24	0.750	82.3	9.6
144	2010/10/02 09:11:54	0.625	80.3	12.7
145	2010/10/02 09:23:15	1.000	80.0	8.8
146	2010/10/02 09:23:27	1.000	75.6	7.9
147	2010/10/02 09:29:17	0.625	77.0	10.1
148	2010/10/02 09:31:26	0.625	80.8	7.1
149	2010/10/02 09:31:30	0.750	83.6	8.1

150	2010/10/02 09:32:23	0.625	84.8	10.7
151	2010/10/02 09:34:58	0.875	86.3	12.7
152	2010/10/02 09:35:07	0.875	76.1	7.4
153	2010/10/02 09:37:23	0.625	80.6	11.8
154	2010/10/02 09:38:18	0.500	76.7	12.5
155	2010/10/02 09:38:18	1.000	84.0	8.7
156	2010/10/02 09:38:20	1.000	83.5	7.7
157	2010/10/02 09:38:26	0.875	79.8	7.8
158	2010/10/02 09:38:35	1.000	83.0	7.8
159	2010/10/02 09:38:37	0.875	80.5	7.4
160	2010/10/02 09:53:26	1.000	82.1	11.4
161	2010/10/02 10:05:41	1.000	77.1	12.8
162	2010/10/02 10:08:25	0.750	80.0	7.4
163	2010/10/02 10:17:21	0.875	73.8	7.7
164	2010/10/02 10:17:49	1.000	81.7	7.4
165	2010/10/02 10:18:59	0.875	78.4	9.9
166	2010/10/02 10:22:48	0.625	67.9	11.3
167	2010/10/02 10:22:50	0.625	76.5	11.3
168	2010/10/02 10:39:14	0.875	74.0	9.0
169	2010/10/02 10:41:03	1.000	75.9	9.4
170	2010/10/02 10:45:16	0.750	82.5	8.6
171	2010/10/02 10:45:22	0.875	80.8	9.6
172	2010/10/02 10:49:51	0.875	76.0	7.6
173	2010/10/02 10:59:59	1.000	71.7	9.5
174	2010/10/02 11:03:18	1.000	77.6	9.2
175	2010/10/02 11:05:34	0.875	73.9	10.3
176	2010/10/02 11:06:35	0.875	75.8	10.5
177	2010/10/02 11:08:48	0.875	78.0	8.9
178	2010/10/02 11:08:57	0.875	78.9	7.9
179	2010/10/02 11:12:56	0.750	80.8	13.8
180	2010/10/02 11:17:53	1.000	79.9	10.5
181	2010/10/02 11:33:29	0.625	79.3	8.0
182	2010/10/02 11:33:52	0.875	76.6	6.7
183	2010/10/02 11:43:40	0.750	78.2	8.1
184	2010/10/02 11:43:41	1.000	82.3	8.7
185	2010/10/02 11:43:53	0.875	81.4	10.8
186	2010/10/02 11:44:45	0.750	67.9	13.1
187	2010/10/02 11:51:43	1.000	79.6	9.8
188	2010/10/02 11:56:50	0.750	78.1	11.5
189	2010/10/02 11:57:44	0.750	79.4	8.1
190	2010/10/02 11:57:57	0.875	76.9	7.6
191	2010/10/02 11:58:15	0.875	77.7	10.1
192	2010/10/02 12:28:28	1.000	83.4	10.8
193	2010/10/02 12:30:30	1.000	78.6	9.5
194	2010/10/02 12:31:34	0.750	76.2	11.9
195	2010/10/02 12:34:37	0.875	77.9	12.1
196	2010/10/02 12:43:58	1.000	75.1	6.5
197	2010/10/02 12:45:15	1.000	73.3	9.0

198	2010/10/02 16:39:27	1.000	81.9	9.7
199	2010/10/02 16:39:30	1.000	79.6	7.9
200	2010/10/02 16:42:13	0.875	76.0	10.6
201	2010/10/02 17:13:58	0.625	87.6	13.5
202	2010/10/02 18:14:00	0.625	80.5	11.4
203	2010/10/02 18:14:44	0.875	81.2	9.9
204	2010/10/02 18:14:48	0.625	76.2	9.3
205	2010/10/02 18:15:43	0.625	73.7	9.6
206	2010/10/02 18:16:30	1.000	71.8	7.2
207	2010/10/02 18:16:55	0.625	87.6	13.4
208	2010/10/02 18:17:05	0.750	71.0	7.6
209	2010/10/02 18:20:28	1.000	72.9	7.0
210	2010/10/02 18:20:50	0.625	69.2	13.0
211	2010/10/02 18:21:17	0.625	73.4	9.5
212	2010/10/02 18:21:20	0.875	70.3	8.3
213	2010/10/02 18:21:28	0.625	73.8	12.2
214	2010/10/02 18:21:51	0.750	72.6	10.8
215	2010/10/02 18:23:07	0.625	73.3	10.4
216	2010/10/02 18:23:08	1.000	73.7	7.9
217	2010/10/02 18:23:25	0.875	71.8	12.5
218	2010/10/02 18:24:06	0.875	76.9	12.4
219	2010/10/02 18:24:07	0.750	67.9	11.4
220	2010/10/02 18:25:00	0.500	93.0	13.9
221	2010/10/02 18:38:17	0.750	73.9	9.4
222	2010/10/02 18:38:33	0.750	72.8	9.0
223	2010/10/02 18:41:26	0.500	67.9	12.0
224	2010/10/02 18:42:50	0.625	64.4	11.4
225	2010/10/02 18:42:52	0.875	70.4	9.6
226	2010/10/02 18:43:02	0.625	71.6	10.3
227	2010/10/02 18:43:10	1.000	69.1	6.9
228	2010/10/02 18:45:38	1.000	69.2	9.0
229	2010/10/02 18:45:50	1.000	73.0	8.1
230	2010/10/02 18:45:53	0.750	67.4	7.8
231	2010/10/02 18:46:06	0.750	66.0	7.8
232	2010/10/02 18:46:12	0.750	68.2	9.5
233	2010/10/02 18:46:28	1.000	71.1	6.4
234	2010/10/02 18:47:08	0.750	71.5	8.3
235	2010/10/02 18:49:31	0.625	75.0	12.0
236	2010/10/02 18:49:34	1.000	63.6	10.7
237	2010/10/02 18:50:17	1.000	68.7	6.3
238	2010/10/02 18:50:27	1.000	71.4	7.0
239	2010/10/02 18:51:03	0.875	73.7	7.1
240	2010/10/02 18:53:58	1.000	66.6	7.4
241	2010/10/02 18:55:41	0.750	73.7	10.5
242	2010/10/02 18:56:18	0.750	71.4	10.9
243	2010/10/02 18:56:22	0.750	70.6	11.7
244	2010/10/02 18:56:44	0.875	72.6	8.9
245	2010/10/02 18:56:56	0.875	72.5	8.7

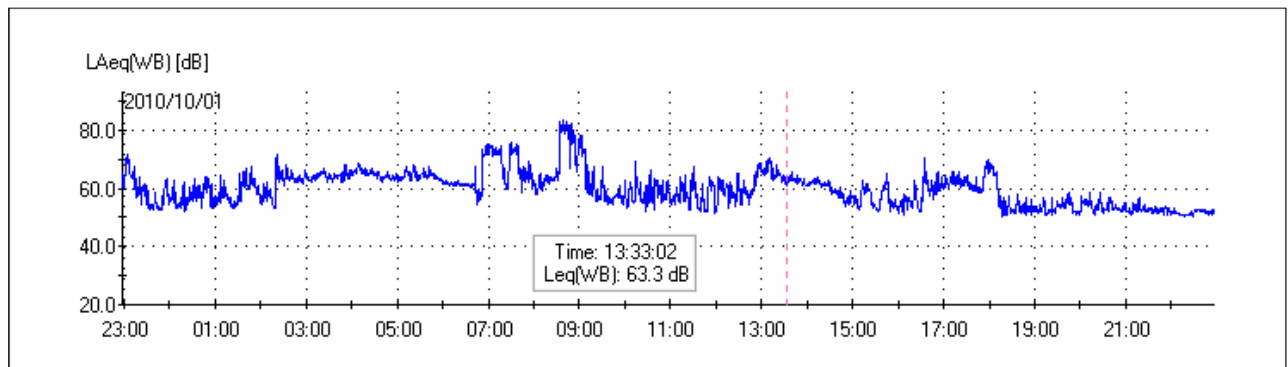
246	2010/10/02 18:57:16	0.875	69.6	8.4
247	2010/10/02 18:57:28	1.000	69.5	8.6
248	2010/10/02 18:58:50	1.000	64.7	8.9
249	2010/10/02 19:00:28	1.000	87.3	12.9
250	2010/10/02 19:11:00	1.000	83.0	12.4
251	2010/10/02 19:11:13	0.875	77.1	11.6
252	2010/10/02 19:11:16	0.875	75.3	9.1
253	2010/10/02 19:22:16	0.625	94.9	14.0
254	2010/10/02 19:28:32	1.000	76.7	12.4
255	2010/10/02 19:28:39	0.750	72.3	9.5
256	2010/10/02 19:30:03	0.750	81.0	11.7
257	2010/10/02 19:30:49	0.750	77.9	10.2
258	2010/10/02 19:30:50	0.750	69.8	9.6
259	2010/10/02 19:36:00	0.750	70.5	9.3
260	2010/10/02 19:42:56	0.875	77.7	12.8
261	2010/10/02 19:44:53	0.875	73.3	8.6
262	2010/10/02 19:49:14	0.750	77.2	12.7
263	2010/10/02 20:18:55	0.875	63.4	9.4
264	2010/10/02 20:19:20	1.000	71.6	7.3
265	2010/10/02 20:19:31	0.750	69.1	8.6
266	2010/10/02 20:33:51	0.875	73.5	7.0
267	2010/10/02 20:34:16	1.000	69.6	9.1
268	2010/10/02 20:37:52	0.875	74.7	8.8
269	2010/10/02 22:25:07	1.000	71.4	10.9

RICONOSCIMENTO COMPONENTI TONALI

Al fine di individuare la presenza di Componenti Tonalì (CT) nel rumore, si effettua un'analisi spettrale per bande normalizzate di 1/3 di ottava. Si considerano esclusivamente le CT aventi carattere stazionario nel tempo ed in frequenza.

L'analisi è stata svolta nell'intervallo di frequenza compreso tra 20 Hz e 20 KHz.

Si è in presenza di una CT se il livello minimo di una banda supera i livelli minimi delle bande adiacenti per almeno 5 dB.



SOGLIE PENALIZZAZIONE	
Persistenza BF	5%
Persistenza AF	5%
TONALI [Hz]	PERSIST [%]
Freq: 315	0.0
PENALIZZAZIONI	
Penalizzazione BF: No	
Penalizzazione AF: No	

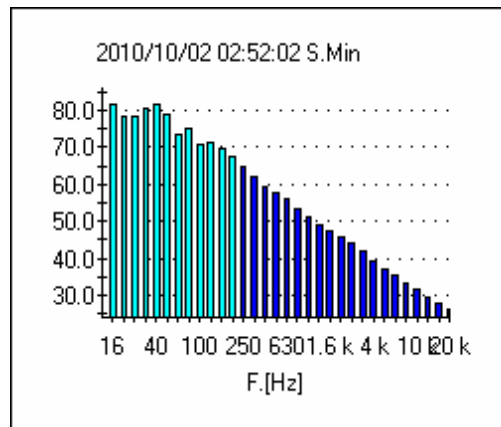
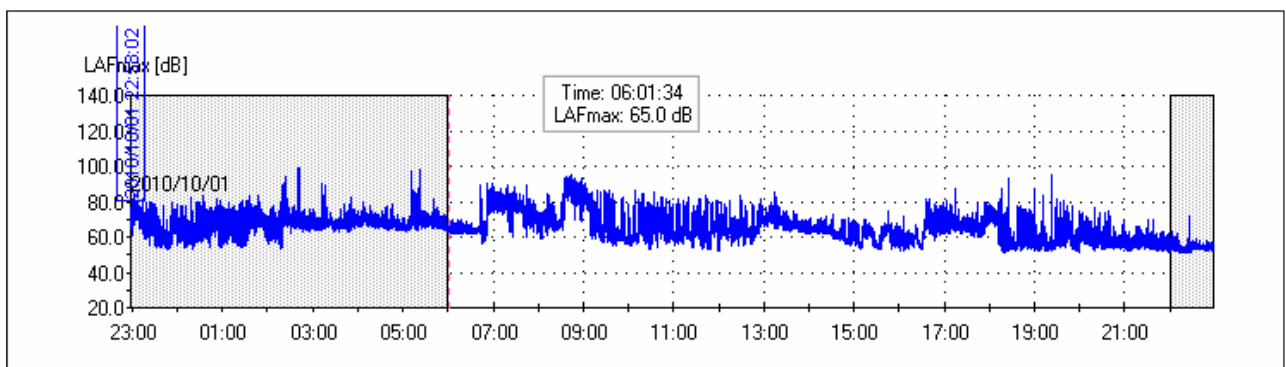
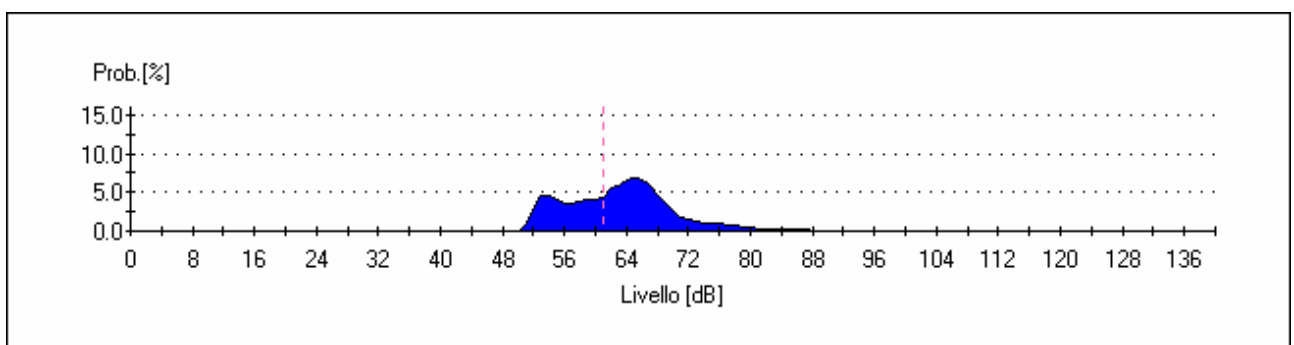


GRAFICO DEL CLIMA ACUSTICO GIORNALIERO



DISTRIBUTIVA



CUMULATIVA

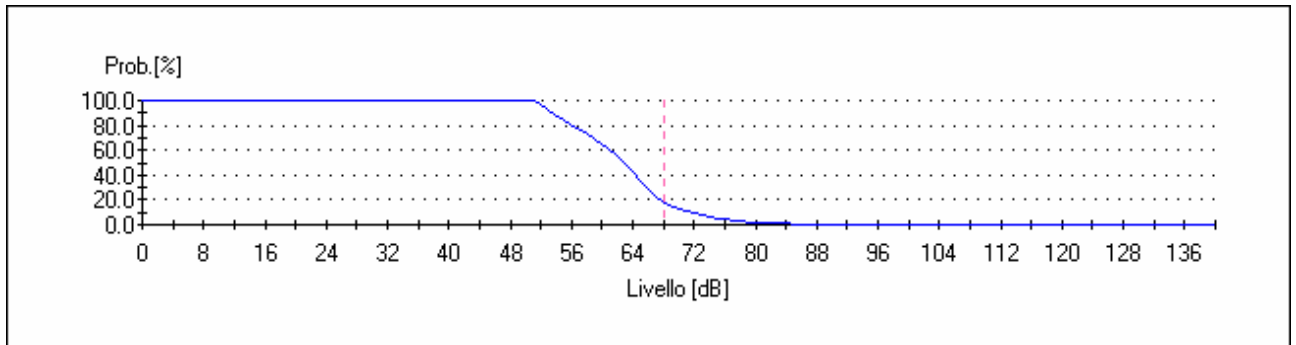
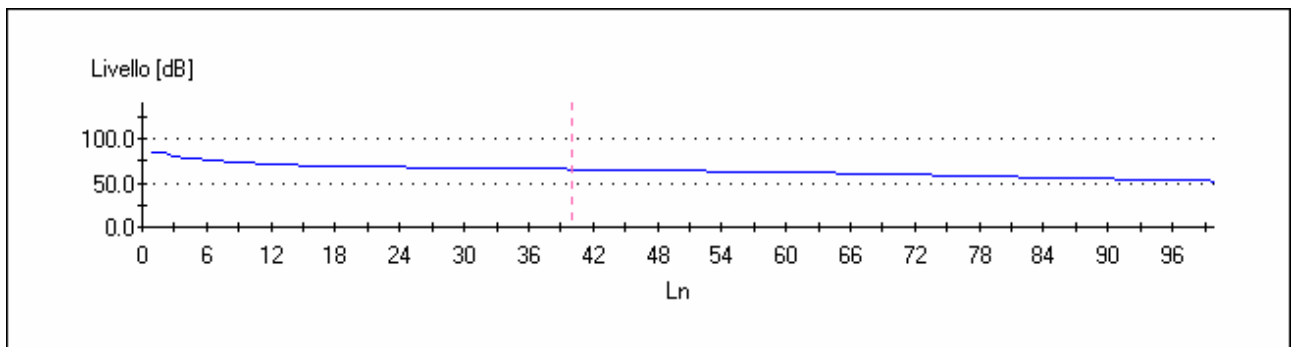


GRAFICO PERCENTILI



Livelli statistici L1, L5, L10, L50, L90, L95, L99; nelle 24 ore

Percentile	Leq.[dB]
0	84.0
1	84.0
2	80.0
3	78.0
4	77.0
5	76.0
6	75.0
7	74.0
8	73.0
9	72.5
10	72.0
11	71.5
12	71.0
13	70.5
14	70.0
15	69.8
16	69.5
17	69.3

18	69.0
19	68.8
20	68.5
21	68.3
22	68.0
23	67.8
24	67.7
25	67.5
26	67.3
27	67.2
28	67.0
29	66.9
30	66.7
31	66.6
32	66.4
33	66.3
34	66.1
35	66.0
36	65.9
37	65.7
38	65.6
39	65.4
40	65.3
41	65.1
42	65.0
43	64.8
44	64.7
45	64.5
46	64.3
47	64.2
48	64.0
49	63.8
50	63.7
51	63.5
52	63.3
53	63.2
54	63.0
55	62.8
56	62.7
57	62.5
58	62.3
59	62.2
60	62.0
61	61.8
62	61.5
63	61.3
64	61.0
65	60.8

66	60.5
67	60.3
68	60.0
69	59.8
70	59.5
71	59.3
72	59.0
73	58.8
74	58.5
75	58.3
76	58.0
77	57.7
78	57.3
79	57.0
80	56.8
81	56.5
82	56.3
83	56.0
84	55.8
85	55.5
86	55.3
87	55.0
88	54.8
89	54.6
90	54.4
91	54.2
92	54.0
93	53.8
94	53.5
95	53.3
96	53.0
97	52.7
98	52.3
99	52.0

LIVELLI PERCENTILI DIURNI

Percentile	Leq. [dB]
0	85.0
1	85.0
2	82.0
3	80.0
4	79.0
5	78.0
6	77.0
7	76.0
8	75.0

9	74.0
10	73.5
11	73.0
12	72.0
13	71.0
14	70.5
15	70.0
16	69.7
17	69.3
18	69.0
19	68.7
20	68.3
21	68.0
22	67.7
23	67.3
24	67.0
25	66.8
26	66.6
27	66.4
28	66.2
29	66.0
30	65.8
31	65.6
32	65.4
33	65.2
34	65.0
35	64.8
36	64.7
37	64.5
38	64.3
39	64.2
40	64.0
41	63.9
42	63.7
43	63.6
44	63.4
45	63.3
46	63.1
47	63.0
48	62.9
49	62.7
50	62.6
51	62.4
52	62.3
53	62.1
54	62.0
55	61.8
56	61.6

57	61.4
58	61.2
59	61.0
60	60.8
61	60.6
62	60.4
63	60.2
64	60.0
65	59.8
66	59.6
67	59.4
68	59.2
69	59.0
70	58.8
71	58.6
72	58.4
73	58.2
74	58.0
75	57.8
76	57.5
77	57.3
78	57.0
79	56.8
80	56.6
81	56.4
82	56.2
83	56.0
84	55.8
85	55.6
86	55.4
87	55.2
88	55.0
89	54.8
90	54.6
91	54.4
92	54.2
93	54.0
94	53.8
95	53.5
96	53.3
97	53.0
98	52.5
99	52.0

LIVELLI PERCENTILI NOTTURNI

Percentile	Leq.[dB]
------------	----------

0	76.0
1	76.0
2	74.0
3	73.5
4	73.0
5	72.5
6	72.0
7	71.5
8	71.0
9	70.8
10	70.5
11	70.3
12	70.0
13	69.8
14	69.6
15	69.4
16	69.2
17	69.0
18	68.9
19	68.8
20	68.6
21	68.5
22	68.4
23	68.3
24	68.1
25	68.0
26	67.9
27	67.8
28	67.7
29	67.6
30	67.5
31	67.5
32	67.4
33	67.3
34	67.2
35	67.1
36	67.0
37	66.9
38	66.8
39	66.7
40	66.6
41	66.5
42	66.5
43	66.4
44	66.3
45	66.2
46	66.1
47	66.0

48	65.9
49	65.8
50	65.7
51	65.6
52	65.5
53	65.5
54	65.4
55	65.3
56	65.2
57	65.1
58	65.0
59	64.9
60	64.7
61	64.6
62	64.4
63	64.3
64	64.1
65	64.0
66	63.8
67	63.5
68	63.3
69	63.0
70	62.7
71	62.3
72	62.0
73	61.5
74	61.0
75	60.7
76	60.3
77	60.0
78	59.5
79	59.0
80	58.0
81	57.5
82	57.0
83	56.5
84	56.0
85	55.5
86	55.0
87	54.7
88	54.3
89	54.0
90	53.8
91	53.6
92	53.4
93	53.2
94	53.0
95	52.8

96	52.5
97	52.3
98	52.0
99	51.0

LIVELLI DI IMPULS- FAST E SLOW MAX NELLE 24 ORE		
LAIp [dB]	LASp [dB]	LAFp [dB]
102.9	93.3	99.1
101	94	98.5
98.7	93.1	95.6
89.6	79.2	84.9
100.1	86.1	94.9
81.6	71.4	77.2
102.9	94	99.1

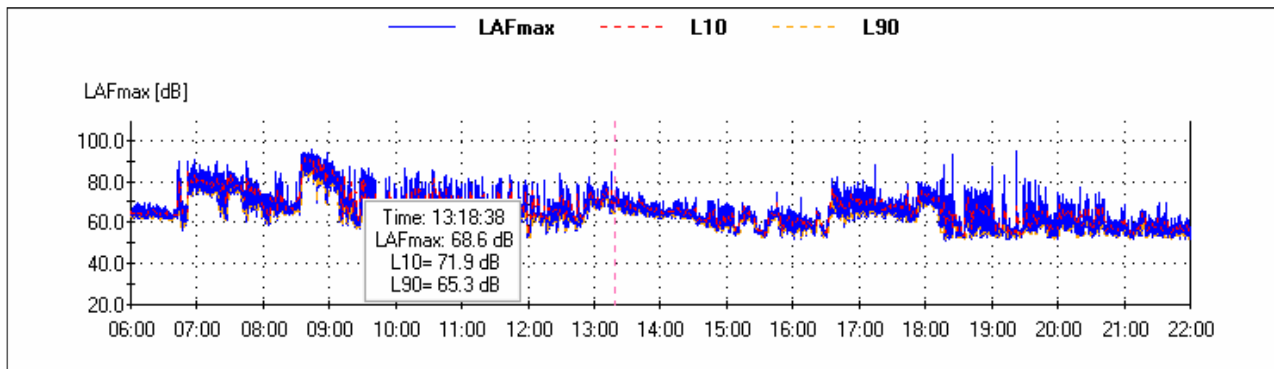
LIVELLI di Impuls – fast – slow massimi nelle 16 ore diurne

LIVELLI DI IMPULS- FAST E SLOW MAX DIURNI		
LAIp [dB]	LASp [dB]	LAFp [dB]
93.6	86.8	90.3
98.7	93.1	95.6
89.6	79.2	84.9
100.1	86.1	94.9
81.6	71.4	77.2
100.1	93.1	95.6

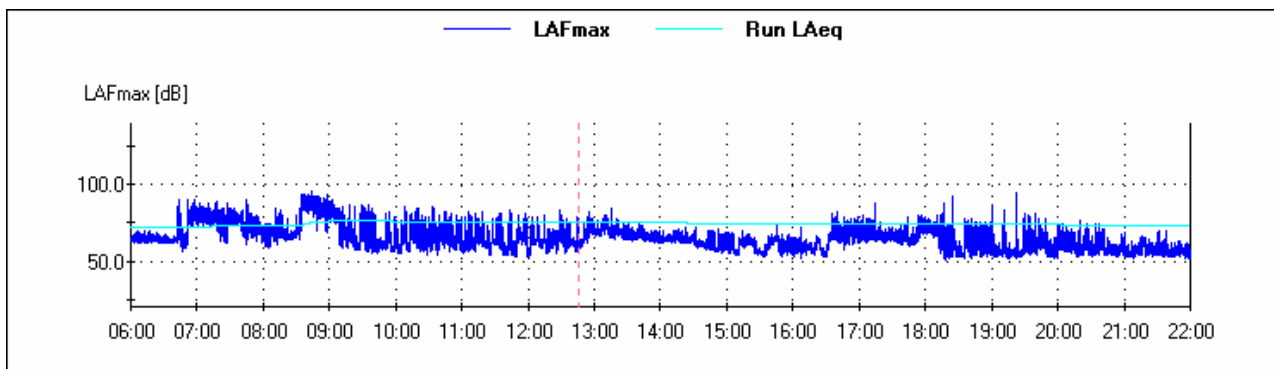
LIVELLI di Impuls – fast – slow massimi nelle 8 ore notturni

LIVELLI DI IMPULS- FAST E SLOW MAX NOTTURNI		
LAIp [dB]	LASp [dB]	LAFp [dB]
102.9	93.3	99.1
101	94	98.5
75.7	64.8	71.4
102.9	94	99.1

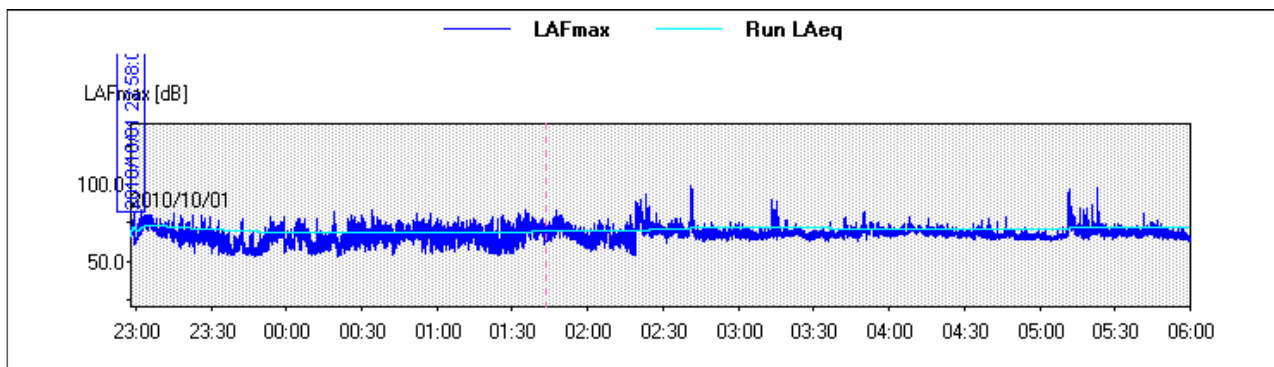
TIME HISTORY L10 – L90



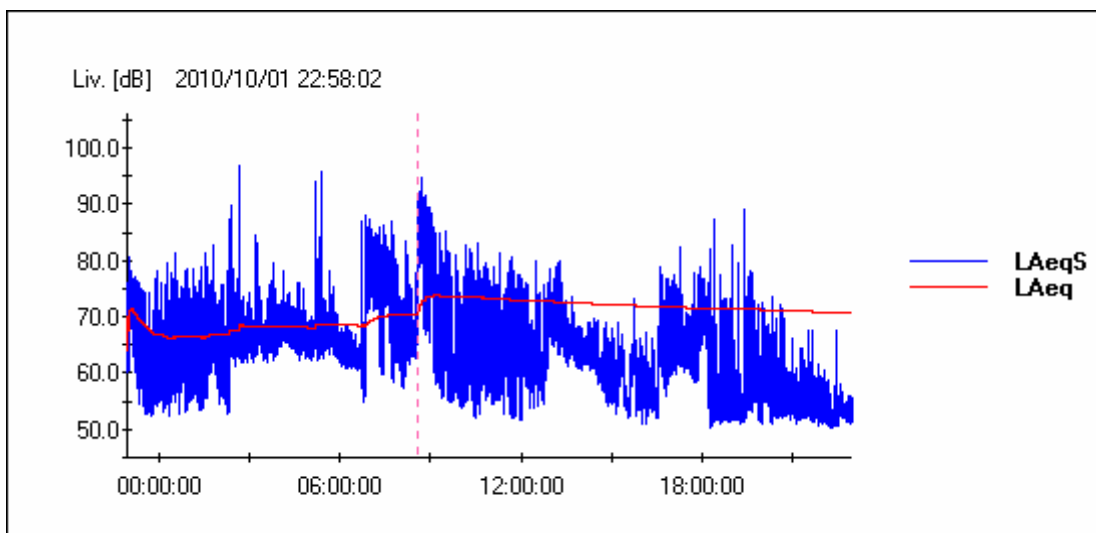
RUNNING Leq DIURNO



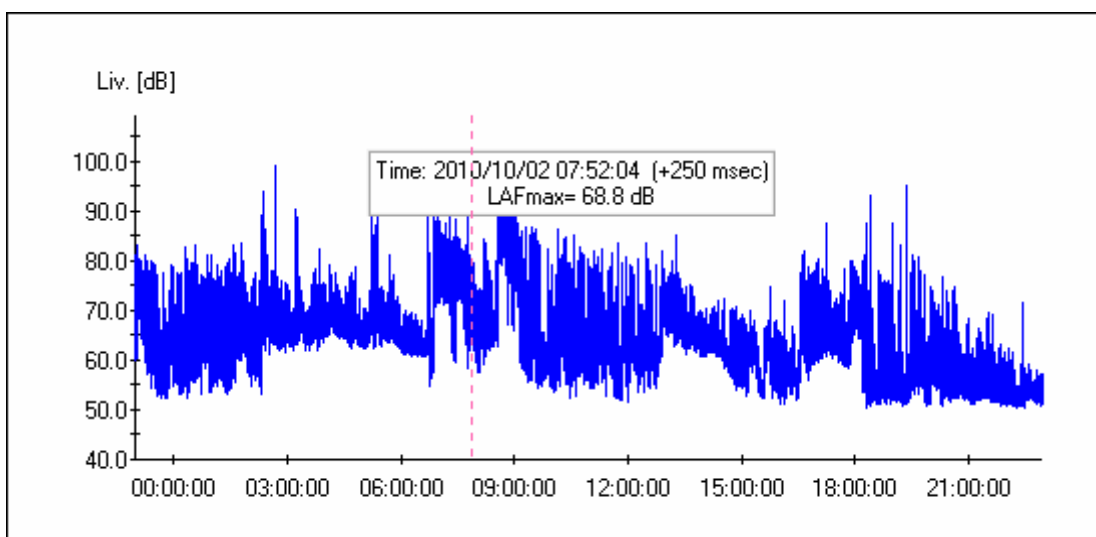
RUNNING Leq NOTTURNO



LA TIME HISTORY LIVELLO EQUIVALENTE PONDERATO "A"



LA TIME HISTORY LIVELLO PRESSIONE SONORA PONDERATA "A"





Ponte sullo Stretto di Messina
PROGETTO DEFINITIVO

MONITORAGGIO EMISSIONI DI RUMORE PER LA
MAPPATURA DI CLIMA ACUSTICO VOL.2/2

Codice documento

AS0106_F0.docxF0

Rev

F0

Data

20/06/2011

**R5 – MISURE DI 24 ORE CON POSTAZIONI SEMI-FISSE
PER IL RUMORE FERROVIARIO**

Punto R_23_S	Ricettore / Indirizzo Località Contesse s.n.c.
-----------------	---

Descrizione del ricettore

Edificio a 2 piani fuori terra. La postazione microfonica è stata posizionata in facciata all'edificio a 1 m di distanza dal piano del ferro. Linea in rilevato a 2-3 m. I convogli passano molto vicini all'edificio.

Caratterizzazione del ricettore - Zonizzazione acustica e limiti di immissione diurni / notturni

<input checked="" type="checkbox"/> ex L.447/95 e DPCM 14/11/97 <input type="checkbox"/> ex art. 2 DPCM 01/03/91 <input checked="" type="checkbox"/> ipotizzata / non deliberata <input type="checkbox"/> Aree prevalentemente industriali 70 / 60 dB(A)	<input checked="" type="checkbox"/> ex art. 4 DPR 459/98 <input type="checkbox"/> Ricettore sensibile .. 50 / 40 dB(A) <input checked="" type="checkbox"/> Ricettore non sensibile..70 / 60 dB(A)
<input type="checkbox"/> ex DPR 142/04 : Tipo di strada.....Cb <input type="checkbox"/> Ricettore sensibile50 / 40 dB(A) <input type="checkbox"/> Fascia A70 / 60 dB(A) <input type="checkbox"/> Fascia B65 / 55 dB(A)	<input type="checkbox"/> ex art. 6 DPCM 01/03/91 <input type="checkbox"/> Classe A 65 / 55 dB(A) <input type="checkbox"/> Classe B 60 / 50 dB(A) <input type="checkbox"/> Esclus. industriale .. 70 / 70 dB(A) <input type="checkbox"/> Territorio nazionale 70 / 60 dB(A)

Caratterizzazione delle sorgenti di rumore

Descrizione: La sorgente di rumore dominante è la linea F.S

Strumentazione adottata

Catena di misura in Classe I costituita da:

Fonometro integratore Larson-Davis 831, Preamplificatore Larson-Davis PRM831, Microfono Larson-Davis 377B02

Calibratore Larson-Davis CAL200, Software di analisi: NWWin ver. 2.3

Sintesi Transiti

Periodo	TR	Data	L_{Aeq} [dBA]		L_{lim} [dBA]
Giorno	6÷22	25/10/10	66.1		70
Notte	22÷6	25/10/10	58.8		60

Sintesi misure globali

Periodo	TR	Data	L_{Aeq} [dBA]		L_{lim} [dBA]
Giorno	6÷22	25/10/10	66.6		-
Notte	22÷6	25/10/10	63.1		-

Punto		Ricettore / Indirizzo				
R_23_S		Località Contesse s.n.c.				
RISULTATI IMMISSIONI DEL TRAFFICO FERROVIARIO						
Transito	Ora	Tipo Convoglio	Direzione	L_{eq}(-10dB) [dB]	SEL (-10 dB) [dB]	L_{max} [dB]
1	10.37.10.100	passengeri	ME	92	98,5	97,4
2	11.00.11.100	merci	CT	88,5	97,2	91,3
3	11.11.48.000			72	79,1	76,9
4	11.29.33.400	passengeri	CT	86,9	95,4	94,4
5	11.32.57.500	passengeri	ME	82,7	86,7	87,8
6	11.45.50.000	passengeri	CT	73,7	81,5	78,5
7	12.25.39.100	passengeri	CT	89,4	95,7	94,5
8	12.30.27.900	passengeri	CT	65,5	74,2	67,9
9**	12.31.35.500			92,5	100,1	97
10	12.49.27.300	passengeri	ME	73	79,9	77,7
11	13.05.17.000	passengeri	ME	78,4	83,6	82,6
12	13.17.18.300	passengeri	CT	92,4	97,9	95,2
13	13.19.19.101	passengeri	ME	87,3	94,7	90,9
14	13.44.14.500	passengeri	CT	81,3	86,7	84,2
15	13.56.05.300	passengeri	CT	77,5	84,4	82,7
16	14.08.03.500	passengeri	CT	90,5	98	96,2
17	14.19.28.500	passengeri	CT	86,7	93,4	91,3
18	14.27.30.800	passengeri	ME	86,8	89,6	90,4
19	14.40.00.500	passengeri	CT	84,9	89,7	88,8
20**	14.53.56.601			63,7	77,7	66,5
21	15.02.44.900	passengeri	ME	80,4	85	84,8
22**	15.04.43.801			65,5	79,2	68,3
23	15.16.11.400	passengeri	ME	71,6	78,5	76,6
24	15.30.35.500	passengeri	ME	86,7	92,8	90,5
25	15.47.50.500	passengeri	ME	82,3	87,5	85,6
26	15.50.28.701	passengeri	CT	75	82,6	78,3
27	15.59.32.801	matrice	CT	85,1	88,8	88,1

Punto	Ricettore / Indirizzo					
R_23_S	Località Contesse s.n.c.					
RISULTATI IMMISSIONI DEL TRAFFICO FERROVIARIO						
<i>Transito</i>	<i>Ora</i>	<i>Tipo Convoglio</i>	<i>Direzione</i>	<i>L_{eq}(-10dB) [dB]</i>	<i>SEL (-10 dB) [dB]</i>	<i>L_{max} [dB]</i>
28	16.01.41.100	passengeri	ME	89,7	94,6	92,8
29	16.16.06.301	passengeri	CT	92,7	99	99,3
30	16.22.13.801	merci	CT	90,2	102,3	98,6
31	16.28.39.301	passengeri	CT	81,7	86,7	84,6
32	16.28.47.600	passengeri	ME	90	97,9	95,3
33	16.37.54.500	passengeri	ME	86,6	93,9	90,3
34	16.42.52.801	passengeri	CT	83,5	88,8	87
35	16.55.19.701	passengeri	ME	79	84,3	83,2
36	16.55.33.801	merci	CT	90,2	102,5	95,6
37	17.08.20.201	passengeri	ME	72,1	79,5	77,3
38	17.37.49.100	passengeri	CT	75,0	83,2	78,8
39	17.46.12.201	passengeri	CT	83,9	91,8	87,3
40	18.04.18.600	passengeri	ME	86,1	92,4	90,1
41	18.48.20.201	passengeri	ME	92,4	101,4	97,2
42	18.50.44.201	passengeri	CT	86,9	90,7	89,3
43	19.02.39.801	passengeri	ME	92,6	100,1	97
44	19.05.02.000	passengeri	CT	87,4	93,8	91,3
45	19.21.32.000	passengeri	ME	69,9	78,4	75,2
46	19.49.33.500	passengeri	ME	87,1	89,9	90,9
47	20.08.09.699	passengeri	ME	87	93,9	90,7
48	20.39.22.199	passengeri	CT	78,3	85,4	84,4
49	20.43.18.801	passengeri	CT	80,5	87	84,1
50	20.44.39.000	passengeri	ME	93,5	101,5	98,2
51	20.49.51.000	passengeri	CT	90,3	97,6	94
52	21.26.13.602	passengeri	ME	87	90,4	90,2
53	21.47.00.000	passengeri	ME	74,4	80,8	79,4
54	21.50.47.902	passengeri	CT	91,3	94,3	95,6
54_bis	21.56.43.000	merci	ME	91,6	103,2	97,3

Punto	Ricettore / Indirizzo					
R_23_S	Località Contesse s.n.c.					
RISULTATI IMMISSIONI DEL TRAFFICO FERROVIARIO						
<i>Transito</i>	<i>Ora</i>	<i>Tipo Convoglio</i>	<i>Direzione</i>	<i>L_{eq}(-10dB) [dB]</i>	<i>SEL (-10 dB) [dB]</i>	<i>L_{max} [dB]</i>
55	22.16.59.902	passengeri	ME	87,1	93,1	91,3
56	23.24.11.699	passengeri	ME	90,5	98,7	96,8
56_bis	23.55.38.500	merci	ME	89,2	101	92,1
57	4.11.09.301	passengeri	CT	94,4	102,7	99,4
58	5.31.18.500	passengeri	CT	88,4	92,6	92
59	5.56.46.398	passengeri	CT	92,7	101,1	97,5
60	6.19.36.305	passengeri	CT	82	87,8	87,8
61	6.47.18.703	passengeri	CT	90,6	99,4	95,7
62	6.51.41.398	passengeri	CT	93,1	98,4	97,9
63	7.00.48.602	passengeri	ME	73,1	80,9	77
64	7.16.57.703	passengeri	ME	79,4	84,8	86,7
65	7.40.56.703	passengeri	ME	85,2	91,2	88,4
66	7.48.11.398	passengeri	ME	86,3	89,6	89,7
67	7.50.16.703	passengeri	CT	102,5	97,4	104
68	8.06.30.203	passengeri	CT	90,9	96,2	94,5
69	8.25.16.305	passengeri	ME	85,7	92,3	89,4
70	8.51.01.398	passengeri	CT	88,1	92,7	91,1
71	8.53.41.805	passengeri	ME	84,5	91,5	88
72	9.15.33.898	manutenzione	CT	74,9	87,6	78,2
73	9.24.09.602	passengeri	ME	86,2	88,8	89,5
74	9.43.47.703	passengeri	CT	86,4	90,7	89,8
75	10.08.48.102	passengeri	CT	86,7	91,3	91,5
75_bis	10.13.56.000	merci	CT	83,4	96,9	87,8
76	10.24.39.805	passengeri	ME	89,3	96,1	94,1
Sintesi dei transiti						
Livello di immissione diurno del traffico ferroviario L_{Aeq} [6÷22]						66.1
Livello di immissione notturno del traffico ferroviario L_{Aeq} [22÷6]						58.8

Punto R_23_S	Ricettore / Indirizzo Località Contesse s.n.c.					
RISULTATI IMMISSIONI DEL TRAFFICO FERROVIARIO						
Transito	Ora	Tipo Convoglio	Direzione	$L_{eq}(-10dB)$ [dB]	SEL (-10 dB) [dB]	L_{max} [dB]
Note: ** Le celle 9, 20 e 22 risultano non valide perché non corrispondono a dei transiti ferroviari. I valori dei SEL corrispondenti non sono stati considerati nel conteggio della sintesi dei transiti.						

Punto R_23_S	Ricettore / Indirizzo Località Contesse s.n.c.		
RISULTATI MISURE AMBIENTALI			
Parametri	24 ore	Giorno (TR = 6÷22h)	Notte (TR = 22÷6h)
Codice misura	R_23_S	R_23_S / D	R_23_S / N
Data inizio	25/10/10	25/10/10	25/10/10
Ora inizio	10.30	10.30	10.30
Note			
L _{Aeq} [dBA]	65.7	66.6	63.1
L ₁ [dBA]	67.9	69.9	55.8
L ₅ [dBA]	57.7	60.7	52.8
L ₁₀ [dBA]	54.3	55.8	51.6
L ₅₀ [dBA]	49.6	50.3	48.0
L ₉₀ [dBA]	47.0	47.8	46.3
L ₉₅ [dBA]	46.5	47.3	46.0
L ₉₉ [dBA]	45.8	46.5	45.6
L _{max} [dBA]	-	-	-
L _{fmax} [dBA]	-	-	-
L _{smax} [dBA]	-	-	-
K _I [dBA]	0	0	0
K _T [dBA]	0	0	0
K _B [dBA]	0	0	0
1.1.1.1.1.1 L_{Aeq} [dBA]	65.7	66.6	63.1

Note:

Il periodo di osservazione è stato caratterizzato da condizioni meteorologiche conformi ai registri di validità delle misure di rumore.

MONITORAGGIO EMISSIONI DI RUMORE PER LA
MAPPATURA DI CLIMA ACUSTICO VOL.2/2*Codice documento*

AS0106_F0.docxF0

Rev

F0

Data

20/06/2011

Punto

R_23_S

Ricettore / Indirizzo

Località Contesse s.n.c.

Foto 1



Foto 2



Punto

R_23_S

Ricettore / Indirizzo

Località Contesse s.n.c.

Foto 3



Localizzazione planimetrica



**MISURE DI 24 ORE CON POSTAZIONI SEMI-FISSE
PER IL RUMORE FERROVIARIO**

Punto
R_F_Venetico

Ricettore / Indirizzo

Viale Roma – Saponara

Descrizione del ricettore

Edificio residenziale a 2 p.f.t. in affaccio diretto sulla linea F.S. e distante 21 m dalla stessa. Postazione microfonica localizzata nel terreno adiacente l'abitazione ad 1 m di distanza dalla facciata dell'edificio e a 4 m di altezza sul p.c.

Caratterizzazione del ricettore - Zonizzazione acustica e limiti di immissione diurni / notturni

<input type="checkbox"/> ex L.447/95 e DPCM 14/11/97	<input checked="" type="checkbox"/> ex art. 4 DPR 459/98
<input type="checkbox"/> ex art. 2 DPCM 01/03/91	<input type="checkbox"/> Ricettore sensibile .. 50 / 40 dB(A)
<input checked="" type="checkbox"/> ipotizzata / non deliberata	<input checked="" type="checkbox"/> Ricettore non sensibile..70 / 60 dB(A)
<input checked="" type="checkbox"/> Aree prevalentemente industriali 70 / 60 dB(A)	

<input type="checkbox"/> ex DPR 142/04 : Tipo di strada.....Cb	<input type="checkbox"/> ex art. 6 DPCM 01/03/91
<input type="checkbox"/> Ricettore sensibile50 / 40 dB(A)	<input type="checkbox"/> Classe A 65 / 55 dB(A)
<input type="checkbox"/> Fascia A70 / 60 dB(A)	<input type="checkbox"/> Classe B 60 / 50 dB(A)
<input type="checkbox"/> Fascia B65 / 55 dB(A)	<input type="checkbox"/> Esclus. industriale .. 70 / 70 dB(A)
	<input type="checkbox"/> Territorio nazionale 70 / 60 dB(A)

Caratterizzazione delle sorgenti di rumore

Descrizione: La sorgente di rumore dominante è la linea F.S.. Rumore di fondo determinato dalle viabilità locali.

Strumentazione adottata

Catena di misura in Classe I costituita da:

Fonometro integratore Larson-Davis 831, Preamplificatore Larson-Davis PRM831, Microfono Larson-Davis 377B02

Calibratore Larson-Davis CAL200, Software di analisi: NWWin ver. 2.3

Sintesi Transiti

Periodo	TR	Data	L_{Aeq} [dBA]		L_{lim} [dBA]
Giorno	6÷22	25/10/10	59.8		70
Notte	22÷6	25/10/10	54.3		60

Sintesi misure globali

Periodo	TR	Data	L_{Aeq} [dBA]		L_{lim} [dBA]
Giorno	6÷22	25/10/10	62.7		70
Notte	22÷6	25/10/10	55.2		60

Punto R_F_Venetico		Ricettore / Indirizzo Viale Roma – Saponara				
RISULTATI IMMISSIONI DEL TRAFFICO FERROVIARIO						
Transito	Ora	Tipo Convoglio	Direzione	$L_{eq}(-10dB)$ [dB]	SEL (-10 dB) [dB]	L_{max} [dB]
1	14.07.45.400	passengeri	PA	85,1	92	87,3
2	14.39.59.300	passengeri	PA	80,5	88	85,8
3	14.49.47.400	passengeri	ME	74,5	82,2	77,8
4	15.30.30.500	passengeri	PA	80,7	84,2	88,3
5	15.53.50.200	passengeri	ME	87,8	95,3	91,9
6	16.14.47.500	passengeri	PA	89,1	95,8	91,5
7	16.18.08.601	passengeri	ME	73,2	81,8	76
8	16.50.50.200	passengeri	ME	73,2	84,3	77,2
9	16.57.48.900	passengeri	ME	81,5	86,3	84,4
10	17.05.04.300	passengeri	PA	76,4	84,5	80,1
11 **	17.14.24.000					
12	17.29.50.700	passengeri	PA	82,7	90,2	85,8
13	17.55.44.200	passengeri	ME	89,8	97,1	94,1
14 **	18.16.38.500					
15	18.24.54.301	passengeri	PA	78,6	88,5	83,3
16	18.30.08.000	passengeri	ME	77,9	88,3	82,2
17	19.03.06.000	passengeri	ME	76,9	84,8	80,6
18	19.07.40.000	passengeri	ME	85,4	93,1	87,8
19	19.45.18.201	passengeri	PA	80,7	87,6	84,5
20	20.45.52.500	passengeri	ME	82,9	87,3	85,5
21	20.48.48.301	passengeri	ME	80,0	89	83,4
22	21.13.56.701	passengeri	PA	89,5	97,1	93,9
23	21.19.00.201	passengeri	PA	79,1	85,7	82,5
24	21.56.36.301	passengeri	ME	84,3	92,9	87,3
25	22.40.16.600	passengeri	ME	84,1	90,2	87,8

Punto		Ricettore / Indirizzo				
R_F_Venetico		Viale Roma – Saponara				
RISULTATI IMMISSIONI DEL TRAFFICO FERROVIARIO						
<i>Transito</i>	<i>Ora</i>	<i>Tipo Convoglio</i>	<i>Direzione</i>	<i>L_{eq}(-10dB) [dB]</i>	<i>SEL (-10 dB) [dB]</i>	<i>L_{max} [dB]</i>
26	23.43.54.301	manutenzione	PA	78,4	85,6	81,6
27	23.48.23.801	manutenzione	ME	78,9	85,8	82,2
28	2.16.57.199	manutenzione	PA	80,3	86,7	83,8
29	2.22.10.301	manutenzione	ME	77,3	84,8	80,1
30	5.07.49.301	passengeri	PA	89,7	94	93,7
31	5.22.02.902	passengeri	PA	77,6	85	81,2
32	5.56.52.699	passengeri	PA	86,6	93,8	89,1
33	6.10.51.000	passengeri	PA	78	85,2	81,6
34	6.22.40.000	passengeri	ME	75,9	82,9	78,6
35	7.06.43.801	passengeri	PA	89,7	90,1	94,1
36	7.24.36.801	passengeri	ME	76,7	86	80,8
37	7.40.22.000	passengeri	PA	84,5	88,5	87
38	8.18.47.000	merci	PA	85,2	94,6	88,2
39	8.22.45.500	passengeri	ME	71,9	83,3	75,4
40	9.02.36.602	passengeri	ME	80,9	88,1	84,4
41	9.20.09.102	merci	ME	87,1	98,8	90,3
42	9.30.44.500	passengeri	ME	72,7	81	76
43	9.34.32.602	merci	PA	89,7	96,4	94,2
44	10.43.23.000	passengeri	ME	88,1	94,6	91,5
46	10.52.11.203	passengeri	ME	82,4	89,2	85,6
Sintesi dei transiti						
Livello di immissione diurno del traffico ferroviario $L_{Aeq} [6\div 22]$						59.8
Livello di immissione notturno del traffico ferroviario $L_{Aeq} [22\div 6]$						54.3

Note:

** Le celle 11 e 14 risultano non valide perché non corrispondono a transiti ferroviari. I valori dei SEL corrispondenti non sono stati considerati nel conteggio della sintesi dei transiti.

(*) Valore ottenuto dalla media dei SEL dei transiti considerati validi.

Punto R_F_Venetico	Ricettore / Indirizzo Viale Roma – Saponara		
RISULTATI MISURE AMBIENTALI			
Parametri	24 ore	Giorno (Tr = 6÷22h)	Notte (Tr = 22÷6h)
Codice misura	R_F_Venetic co	R_F_Venetico / D	R_F_Venetico / N
Data inizio	25/10/10	25/10/10	25/10/10
Ora inizio	13.46	13.46	13.46
Note			
L _{Aeq} [dBA]	61.1	62.7	55.2
L ₁ [dBA]	62.6	65.3	57.3
L ₅ [dBA]	57.7	58.5	52.5
L ₁₀ [dBA]	56.3	57.1	50.8
L ₅₀ [dBA]	52.1	53.7	46.2
L ₉₀ [dBA]	45.1	50.1	44.6
L ₉₅ [dBA]	44.7	48.5	44.4
L ₉₉ [dBA]	44.3	46.4	44.2
L _{max} [dBA]	-	-	-
L _{fmax} [dBA]	-	-	-
L _{smax} [dBA]	-	-	-
K _I [dBA]	0	0	0
K _T [dBA]	0	0	0
K _B [dBA]	0	0	0
1.1.1.1.4.1 L_{Aeq} [dBA]	61.1	62.7	55.2

Note:

Il periodo di osservazione è stato caratterizzato da condizioni meteorologiche conformi ai registri di validità delle misure di rumore.

Punto
R_F_Venetico

Ricettore / Indirizzo

Viale Roma – Saponara

Foto 1



1.1.1.1.1.5.1.1 Foto 2



Punto

R_F_Venetico

Ricettore / Indirizzo

Viale Roma – Saponara

Foto 3

**1.1.1.1.6.1.1 Localizzazione planimetrica**



		<p align="center">Ponte sullo Stretto di Messina PROGETTO DEFINITIVO</p>		
<p>MONITORAGGIO EMISSIONI DI RUMORE PER LA MAPPATURA DI CLIMA ACUSTICO VOL.2/2</p>	<p><i>Codice documento</i> AS0106_F0.docxF0</p>		<p><i>Rev</i> F0</p>	<p><i>Data</i> 20/06/2011</p>

		Ponte sullo Stretto di Messina PROGETTO DEFINITIVO	
MONITORAGGIO EMISSIONI DI RUMORE PER LA MAPPATURA DI CLIMA ACUSTICO VOL.2/2	<i>Codice documento</i> AS0106_F0.docxF0	<i>Rev</i> F0	<i>Data</i> 20/06/2011

R2 - MISURE DI 24 ORE CON POSTAZIONE SEMI-FISSE		
Punto	Ricettore	Indirizzo
	R_TRIV01_S	TRIVELLE
Descrizione del punto di misura/ricettore		
<p><i>L'asta estensibile con il microfono posto all'altezza di mt. 4,00 dal piano di campagna è stata collocata nel giardino interno alla proprietà privata ad una distanza di mt 1 dal prospetto del fabbricato</i></p>		

Caratterizzazione del punto di misura/ricettore		
Zonizzazione acustica e limiti diurni/notturni		
<input type="checkbox"/>	Classe I	50 / 40 dB(a)
<input type="checkbox"/>	Classe II	55 / 45 dB(a)
<input checked="" type="checkbox"/>	Classe III	60 / 50 dB(a)
<input type="checkbox"/>	Classe IV	65 / 55 dB(a)
<input type="checkbox"/>	Classe V	70 / 60 dB(a)
<input type="checkbox"/>	Classe VI	70 / 70 dB(a)
Caratterizzazione delle sorgenti di rumore		
Tipologia	<input checked="" type="checkbox"/>	Traffico stradale
	<input type="checkbox"/>	Traffico ferroviario
	<input type="checkbox"/>	Cantiere
	<input type="checkbox"/>	Altro
Descrizione		
Strumentazione adottata		
<p>Fonometro modello HD 2110 Classe 1, numero di serie 10060132243, - preamplificatore HD 2110 P, - microfono MK 221, numero di serie 34208 - Calibratore HD 2020 Classe 1 090 29825</p>		

Punto	Ricettore R_TRIV01_S	Indirizzo TRIVELLE
-------	--------------------------------	------------------------------

Sintesi misure (ante e post mascheramenti eventi anomali o sorgenti regolamentate da DPR)

Periodo	TR	Data	L _{AeqTR} [dBA]	K _I [dBA]	K _T [dBA]	K _B [dBA]	L _{AeqTRC} [dBA]	L _{lim} [dBA]
Giorno	6-22h	26/07/10	72.9	0	0		72.9	60
Notte	22-6h	26/07/10	62.9	0	0	0	62.9	50

RISULTATI MISURE

Codice misura	R_TRIV01_S
Data inizio	26/07/2010
Ora inizio	11.44.10
Note	

Parametri		24 ore	Giorno (T _R = 6/22)	Notte (T _R = 22/6)
L _{AeqTR}	[dBA]	71.3	72.9	62.9
L1	[dBA]	83.0	85.0	69.0
L5	[dBA]	72.0	75.0	67.0
L10	[dBA]	68.0	69.5	66.0
L50	[dBA]	61.8	62.4	61.1
L90	[dBA]	55.8	56.0	55.3
L95	[dBA]	54.5	55.0	53.5
L99	[dBA]	52.0	53.0	51.0
L _I max	[dBA]	103.0	103.0	92.3
L _F max	[dBA]	99.6	99.6	87.8
L _S max	[dBA]	96.2	96.2	81.8
K _I	[dBA]	0	0	0
K _T	[dBA]	0	0	0
K _B	[dBA]	0	0	0
L _{AeqTRC}		71.3	72.9	62.9

Note:

		Ponte sullo Stretto di Messina PROGETTO DEFINITIVO		
MONITORAGGIO EMISSIONI DI RUMORE PER LA MAPPATURA DI CLIMA ACUSTICO VOL.2/2		<i>Codice documento</i> AS0106_F0.docxF0	<i>Rev</i> F0	<i>Data</i> 20/06/2011

Punto	Ricettore	Indirizzo
	R_TRIV01_S	TRIVELLE

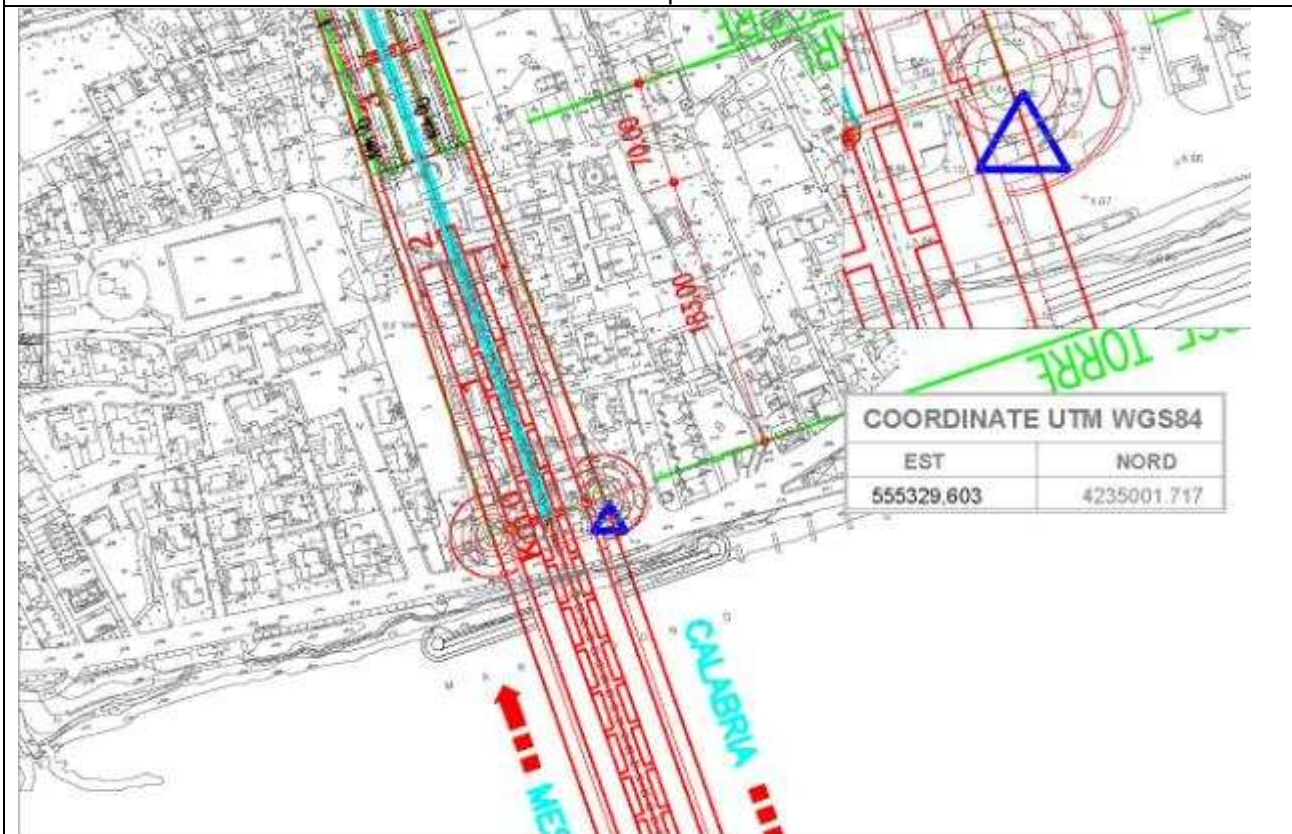
Sorgente stradale: _____								
	6/9h	9/14h	14/19h	19/22h	Media	22/2h	2/6 h	Media
Veic. Leggeri / 10'	41	65	73	98	69.25	59	218	138.5
Veic. Pesanti / 10'	0	0	1	0	0.25	0	0	0
Motocicli / 10'	8	12	22	23	16.25	19	7	13
	6/9h	9/14h	14/19h	19/22h	Media	22/2h	2/6 h	Media
Condizioni cielo	SERENO	SERENO	SERENO	SERENO		SERENO	SERENO	
Temperatura	25.1	33	35	28.3	30.35	23	22.2	22.6
Umidità relativa	76	36	50	49	52.75	60	45	52.5
Velocità vento	1.2	2.3	2.7	2.1	2.075	1.8	2.3	2.05
Direzione vento	N E	N E	N	N E		E N E	E N E	

Fotografia del punto di misura



Punto	Ricettore	Indirizzo
	R_TRIV01_S	TRIVELLE

Localizzazione planimetrica



DATA	Tecnico competente: Studio tecnico ing. Giovanni Chiovetta	
	geom. Antonino Campione	Ing. Giovanni Chiovetta

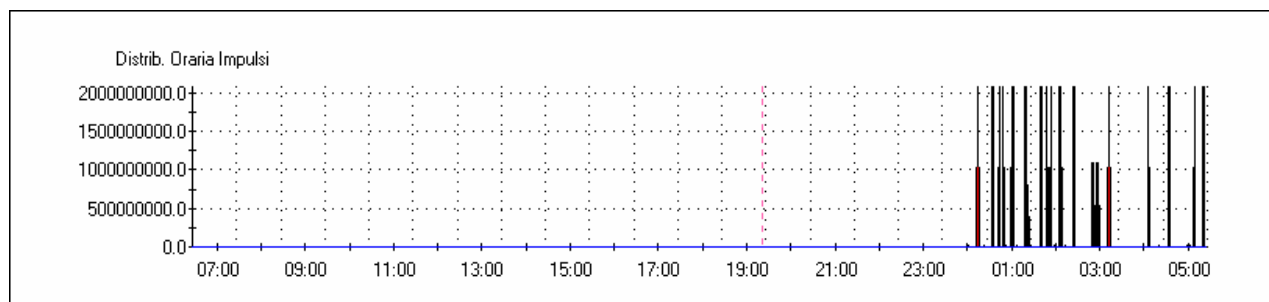
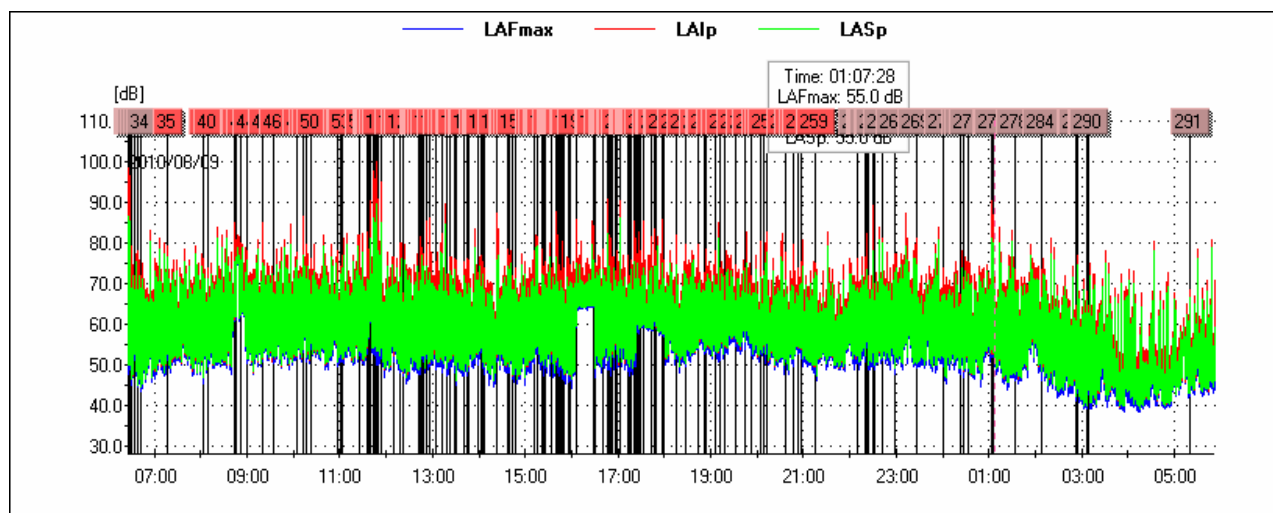
		Ponte sullo Stretto di Messina PROGETTO DEFINITIVO		
MONITORAGGIO EMISSIONI DI RUMORE PER LA MAPPATURA DI CLIMA ACUSTICO VOL.2/2	<i>Codice documento</i> AS0106_F0.docxF0	<i>Rev</i> F0	<i>Data</i> 20/06/2011	

RICONOSCIMENTO COMPONENTI IMPULSIVE

Il rumore presenta Componenti Impulsive (CI) quando sono verificate le condizioni seguenti:

- ripetitività di n° eventi impulsivi (n°10/ora di giorno e n°2/ora di notte);
- differenza tra LAImax e LASmax superiore a 6 dB;
- durata dell'evento a -10 dB dal valore LAFmax inferiore a 1 s.

La ripetitività viene dimostrata mediante registrazione grafica del livello di pressione sonora ponderato A fast effettuata durante il tempo di misura TM.



Lista degli impulsi nelle 24 ore

Ev	Inizio	Durata LAFmax-10dB[s]	LAFmax[dB]	LAImax - LASmax [dB]
1	2010/08/09 06:26:30	0.625	68.3	12.9
2	2010/08/09 06:26:32	1.000	62.8	10.7
3	2010/08/09 06:26:37	1.000	61.4	10.0
4	2010/08/09 06:26:41	0.625	65.4	11.2

5	2010/08/09 06:26:48	0.625	63.7	11.9
6	2010/08/09 06:26:50	0.625	64.7	11.7
7	2010/08/09 06:27:06	0.750	94.5	12.0
8	2010/08/09 06:27:08	0.750	83.4	13.3
9	2010/08/09 06:27:10	0.875	81.0	11.3
10	2010/08/09 06:27:15	1.000	77.5	7.8
11	2010/08/09 06:27:28	0.500	81.3	12.8
12	2010/08/09 06:27:29	0.625	70.6	13.1
13	2010/08/09 06:27:32	0.625	85.1	11.8
14	2010/08/09 06:27:34	0.625	89.4	10.3
15	2010/08/09 06:27:36	0.750	82.8	8.9
16	2010/08/09 06:27:37	0.625	66.8	9.5
17	2010/08/09 06:27:39	0.750	79.6	10.4
18	2010/08/09 06:27:43	0.625	77.3	11.8
19	2010/08/09 06:28:18	0.625	69.3	11.3
20	2010/08/09 06:28:39	0.750	66.3	10.0
21	2010/08/09 06:28:43	0.875	65.1	7.6
22	2010/08/09 06:29:09	1.000	92.4	12.1
23	2010/08/09 06:29:29	0.625	67.2	10.3
24	2010/08/09 06:29:48	1.000	68.1	7.8
25	2010/08/09 06:30:03	0.625	68.4	12.8
26	2010/08/09 06:30:06	0.750	73.3	12.6
27	2010/08/09 06:30:09	1.000	65.7	9.9
28	2010/08/09 06:30:11	0.875	64.5	8.0
29	2010/08/09 06:30:24	0.625	62.9	12.0
30	2010/08/09 06:30:25	0.875	62.5	10.7
31	2010/08/09 06:31:07	0.625	72.4	11.0
32	2010/08/09 06:33:50	0.875	65.0	10.4
33	2010/08/09 06:39:27	0.625	75.9	9.5
34	2010/08/09 06:42:07	1.000	58.5	7.8
35	2010/08/09 07:17:46	1.000	65.7	7.9
36	2010/08/09 08:02:45	0.875	70.0	8.9
37	2010/08/09 08:02:52	0.750	59.6	9.7
38	2010/08/09 08:08:50	0.625	67.8	10.6
39	2010/08/09 08:09:19	1.000	65.9	9.2
40	2010/08/09 08:09:55	0.750	69.6	10.4
41	2010/08/09 08:42:50	0.750	80.3	9.8
42	2010/08/09 08:45:32	1.000	77.4	9.2
43	2010/08/09 08:52:31	0.750	76.6	9.9
44	2010/08/09 08:59:18	0.625	72.7	11.5
45	2010/08/09 09:19:47	0.625	82.5	9.7
46	2010/08/09 09:34:50	0.875	70.7	7.4
47	2010/08/09 10:04:46	0.875	69.2	9.5
48	2010/08/09 10:12:45	0.625	84.5	9.8
49	2010/08/09 10:17:02	1.000	76.3	8.2
50	2010/08/09 10:21:47	0.875	73.5	8.7

51	2010/08/09 10:56:45	0.875	76.3	8.0
52	2010/08/09 11:01:59	1.000	65.7	7.6
53	2010/08/09 11:03:17	0.750	68.3	8.2
54	2010/08/09 11:25:14	0.750	68.2	8.6
55	2010/08/09 11:25:38	0.625	79.2	10.0
56	2010/08/09 11:35:09	0.625	78.4	11.5
57	2010/08/09 11:35:21	1.000	69.6	10.3
58	2010/08/09 11:35:25	0.625	77.3	12.0
59	2010/08/09 11:36:30	0.875	75.8	7.6
60	2010/08/09 11:37:02	0.750	70.6	10.0
61	2010/08/09 11:37:13	0.875	72.2	8.7
62	2010/08/09 11:38:36	0.875	82.9	7.0
63	2010/08/09 11:39:09	0.875	83.6	8.3
64	2010/08/09 11:39:10	0.625	87.3	9.4
65	2010/08/09 11:39:18	0.750	77.5	11.3
66	2010/08/09 11:39:20	0.750	79.5	10.6
67	2010/08/09 11:39:33	0.875	84.4	11.3
68	2010/08/09 11:39:35	1.000	87.2	9.2
69	2010/08/09 11:42:41	0.750	74.5	7.0
70	2010/08/09 11:42:45	0.625	79.7	12.2
71	2010/08/09 11:42:59	0.875	77.8	8.9
72	2010/08/09 11:43:23	0.625	76.0	11.1
73	2010/08/09 11:43:41	0.875	83.6	9.6
74	2010/08/09 11:43:48	0.875	76.2	10.1
75	2010/08/09 11:43:50	0.625	75.9	11.6
76	2010/08/09 11:44:13	1.000	73.9	11.7
77	2010/08/09 11:44:23	0.625	94.1	11.7
78	2010/08/09 11:44:33	0.750	89.9	12.5
79	2010/08/09 11:44:40	0.625	78.4	12.3
80	2010/08/09 11:44:42	0.625	84.6	10.6
81	2010/08/09 11:45:33	0.750	92.8	10.6
82	2010/08/09 11:46:11	0.625	71.7	7.2
83	2010/08/09 11:46:22	1.000	87.0	8.7
84	2010/08/09 11:46:37	0.750	87.7	11.6
85	2010/08/09 11:46:53	0.500	81.5	10.6
86	2010/08/09 11:47:05	0.625	83.8	11.6
87	2010/08/09 11:47:07	0.625	82.2	11.3
88	2010/08/09 11:47:09	0.875	72.1	11.5
89	2010/08/09 11:47:21	0.625	78.3	9.9
90	2010/08/09 11:47:30	0.875	90.6	8.7
91	2010/08/09 11:47:38	0.625	97.1	10.5
92	2010/08/09 11:47:39	0.750	90.0	9.1
93	2010/08/09 11:47:53	0.875	96.9	10.5
94	2010/08/09 11:47:56	1.000	83.2	12.3
95	2010/08/09 11:48:23	0.500	79.1	11.9
96	2010/08/09 11:48:54	1.000	67.7	7.2

97	2010/08/09 11:49:12	0.500	68.6	10.9
98	2010/08/09 11:49:13	1.000	66.2	9.3
99	2010/08/09 11:49:17	0.625	86.6	12.4
100	2010/08/09 11:49:18	0.875	74.2	13.5
101	2010/08/09 11:49:23	0.875	77.9	10.5
102	2010/08/09 11:49:36	0.875	75.9	9.0
103	2010/08/09 11:49:39	0.500	86.2	12.9
104	2010/08/09 11:50:08	0.625	72.5	11.0
105	2010/08/09 11:50:23	0.750	71.4	10.9
106	2010/08/09 11:50:25	0.625	75.7	11.7
107	2010/08/09 11:53:12	0.750	92.0	10.2
108	2010/08/09 11:53:15	0.750	80.3	9.3
109	2010/08/09 11:53:16	0.875	88.8	7.2
110	2010/08/09 11:53:20	0.750	87.6	11.0
111	2010/08/09 11:53:23	0.750	90.2	9.6
112	2010/08/09 11:53:26	0.750	88.7	9.3
113	2010/08/09 11:53:29	0.750	80.4	8.7
114	2010/08/09 11:53:47	0.625	75.1	11.8
115	2010/08/09 11:53:48	0.750	69.1	10.8
116	2010/08/09 11:53:53	0.625	66.7	10.9
117	2010/08/09 11:53:59	0.750	66.0	10.9
118	2010/08/09 12:08:57	1.000	73.1	9.3
119	2010/08/09 12:16:53	0.750	75.7	7.6
120	2010/08/09 12:17:35	1.000	77.1	8.2
121	2010/08/09 12:20:52	0.750	63.0	10.2
122	2010/08/09 12:43:00	0.875	69.9	6.7
123	2010/08/09 12:43:31	0.750	64.8	7.4
124	2010/08/09 12:44:01	0.625	77.5	11.7
125	2010/08/09 12:46:46	0.750	63.5	10.4
126	2010/08/09 12:47:16	1.000	66.4	7.5
127	2010/08/09 12:47:17	0.625	68.6	8.7
128	2010/08/09 12:51:55	0.625	82.1	11.4
129	2010/08/09 12:56:50	0.500	81.4	13.6
130	2010/08/09 13:03:25	0.625	71.0	10.9
131	2010/08/09 13:11:46	1.000	64.1	6.6
132	2010/08/09 13:17:56	0.750	70.2	7.9
133	2010/08/09 13:21:42	0.875	64.7	12.3
134	2010/08/09 13:22:30	1.000	74.1	7.3
135	2010/08/09 13:28:10	0.625	72.3	11.5
136	2010/08/09 13:30:06	0.500	71.4	11.6
137	2010/08/09 13:30:08	0.625	69.8	9.7
138	2010/08/09 13:41:24	0.750	68.7	10.5
139	2010/08/09 13:45:36	0.750	73.8	9.1
140	2010/08/09 13:46:32	1.000	66.9	7.5
141	2010/08/09 13:46:36	1.000	72.4	11.1
142	2010/08/09 13:46:43	1.000	72.2	10.8

143	2010/08/09 13:57:55	1.000	67.0	7.0
144	2010/08/09 14:02:47	0.750	72.2	8.7
145	2010/08/09 14:02:53	0.875	71.7	9.1
146	2010/08/09 14:03:38	0.625	73.2	10.7
147	2010/08/09 14:05:39	0.750	69.2	8.1
148	2010/08/09 14:05:39	0.750	68.1	7.6
149	2010/08/09 14:06:37	0.625	69.5	10.9
150	2010/08/09 14:22:47	0.625	83.6	11.6
151	2010/08/09 14:36:41	0.750	67.2	9.2
152	2010/08/09 14:38:53	0.750	69.5	8.4
153	2010/08/09 14:42:31	0.750	66.4	7.5
154	2010/08/09 14:46:23	0.625	67.6	11.8
155	2010/08/09 15:11:42	0.750	68.4	7.6
156	2010/08/09 15:16:35	0.875	66.9	7.0
157	2010/08/09 15:22:29	1.000	71.2	9.3
158	2010/08/09 15:23:57	0.625	69.3	12.2
159	2010/08/09 15:23:59	1.000	64.0	11.0
160	2010/08/09 15:25:12	0.750	70.8	11.8
161	2010/08/09 15:33:20	0.625	70.0	11.2
162	2010/08/09 15:38:56	0.750	73.7	9.0
163	2010/08/09 15:40:48	0.750	84.2	11.5
164	2010/08/09 15:41:36	0.750	66.1	7.6
165	2010/08/09 15:41:40	1.000	64.4	7.8
166	2010/08/09 15:42:03	0.625	69.3	12.2
167	2010/08/09 15:43:08	0.875	68.5	7.9
168	2010/08/09 15:43:10	0.875	68.0	6.3
169	2010/08/09 15:43:12	0.875	68.1	6.3
170	2010/08/09 15:43:13	1.000	68.9	8.4
171	2010/08/09 15:43:16	0.750	69.0	8.5
172	2010/08/09 15:43:20	0.875	63.8	7.2
173	2010/08/09 15:43:43	1.000	73.2	6.7
174	2010/08/09 15:43:56	1.000	66.0	8.6
175	2010/08/09 15:45:57	0.750	67.8	10.6
176	2010/08/09 15:47:22	1.000	67.6	7.1
177	2010/08/09 15:47:42	1.000	66.4	6.8
178	2010/08/09 15:47:47	0.875	68.1	8.5
179	2010/08/09 15:47:51	0.625	75.7	11.4
180	2010/08/09 15:47:57	0.875	68.6	8.1
181	2010/08/09 15:48:04	1.000	70.4	8.0
182	2010/08/09 15:48:14	0.750	67.7	6.2
183	2010/08/09 15:48:21	0.875	66.7	8.1
184	2010/08/09 15:48:33	1.000	60.8	6.3
185	2010/08/09 15:48:37	0.875	62.9	6.5
186	2010/08/09 15:49:22	0.625	65.9	8.4
187	2010/08/09 15:49:33	0.875	61.4	8.6
188	2010/08/09 15:55:07	0.750	74.0	8.0

189	2010/08/09 15:58:53	0.875	57.8	9.2
190	2010/08/09 16:06:39	0.625	82.1	10.9
191	2010/08/09 16:28:55	1.000	80.2	11.5
192	2010/08/09 16:31:00	0.875	70.3	8.0
193	2010/08/09 16:31:15	0.750	71.6	9.2
194	2010/08/09 16:40:35	0.875	72.3	6.9
195	2010/08/09 16:47:10	1.000	88.1	8.5
196	2010/08/09 16:48:17	0.625	72.1	11.2
197	2010/08/09 16:49:04	0.875	79.7	7.7
198	2010/08/09 16:49:12	0.625	70.8	8.6
199	2010/08/09 16:49:15	1.000	78.7	7.3
200	2010/08/09 16:50:29	0.625	77.7	11.1
201	2010/08/09 16:50:40	0.500	67.5	12.2
202	2010/08/09 16:50:42	0.625	66.2	9.9
203	2010/08/09 16:52:43	1.000	69.0	8.6
204	2010/08/09 16:53:21	0.625	70.1	9.2
205	2010/08/09 16:57:25	0.750	70.3	7.3
206	2010/08/09 16:58:31	0.750	75.0	9.1
207	2010/08/09 17:02:07	0.750	78.4	11.3
208	2010/08/09 17:02:17	0.750	79.1	10.1
209	2010/08/09 17:03:16	0.750	68.4	9.9
210	2010/08/09 17:03:24	0.750	74.1	10.6
211	2010/08/09 17:12:47	0.875	72.3	7.3
212	2010/08/09 17:13:14	0.625	73.7	9.4
213	2010/08/09 17:14:40	0.750	65.0	8.8
214	2010/08/09 17:16:43	0.625	71.6	11.9
215	2010/08/09 17:20:13	0.750	82.6	10.0
216	2010/08/09 17:20:15	0.750	73.8	9.0
217	2010/08/09 17:22:36	0.625	78.3	10.0
218	2010/08/09 17:22:41	0.625	66.4	8.8
219	2010/08/09 17:22:47	0.875	69.3	9.2
220	2010/08/09 17:23:13	0.875	70.6	9.9
221	2010/08/09 17:23:20	0.750	61.4	8.8
222	2010/08/09 17:23:23	0.625	70.2	11.1
223	2010/08/09 17:25:45	0.750	74.5	8.7
224	2010/08/09 17:26:33	0.750	78.6	11.5
225	2010/08/09 17:28:07	1.000	74.9	9.4
226	2010/08/09 17:28:25	0.750	75.1	9.8
227	2010/08/09 17:32:08	0.875	75.5	9.3
228	2010/08/09 17:32:27	0.625	81.4	11.3
229	2010/08/09 17:42:49	1.000	72.0	8.9
230	2010/08/09 17:47:59	0.750	80.4	9.3
231	2010/08/09 17:49:49	0.875	73.9	9.2
232	2010/08/09 17:58:05	0.750	82.4	10.8
233	2010/08/09 17:58:18	0.875	73.6	8.0
234	2010/08/09 18:16:07	1.000	80.8	7.6

235	2010/08/09 18:28:04	0.625	76.2	11.0
236	2010/08/09 18:28:06	0.750	73.3	8.3
237	2010/08/09 18:44:35	0.750	77.1	9.9
238	2010/08/09 18:51:13	0.750	69.7	9.7
239	2010/08/09 18:53:27	0.625	73.2	9.5
240	2010/08/09 18:53:53	0.750	70.8	9.6
241	2010/08/09 18:54:02	0.750	75.9	7.9
242	2010/08/09 19:05:22	0.875	72.1	8.0
243	2010/08/09 19:06:46	0.750	72.4	8.3
244	2010/08/09 19:11:26	0.625	70.1	11.2
245	2010/08/09 19:17:38	0.750	68.4	9.5
246	2010/08/09 19:32:04	0.750	72.6	8.7
247	2010/08/09 19:44:00	0.875	70.0	10.3
248	2010/08/09 19:52:21	1.000	69.7	6.9
249	2010/08/09 20:03:59	0.875	77.6	9.0
250	2010/08/09 20:04:06	0.750	73.5	11.0
251	2010/08/09 20:08:42	0.750	67.7	7.1
252	2010/08/09 20:12:24	0.625	78.7	11.5
253	2010/08/09 20:36:33	0.750	65.4	6.4
254	2010/08/09 20:36:48	0.750	70.0	10.8
255	2010/08/09 20:47:10	0.625	76.4	10.5
256	2010/08/09 20:53:52	0.875	72.5	7.0
257	2010/08/09 20:56:47	0.875	67.4	8.1
258	2010/08/09 20:57:13	0.625	72.1	10.1
259	2010/08/09 21:14:44	0.750	67.5	10.4
260	2010/08/09 22:09:25	1.000	62.8	6.3
261	2010/08/09 22:09:33	0.625	73.4	9.8
262	2010/08/09 22:20:41	0.750	75.1	6.8
263	2010/08/09 22:21:09	1.000	78.0	9.3
264	2010/08/09 22:24:48	0.625	68.2	10.4
265	2010/08/09 22:29:22	0.625	86.0	11.2
266	2010/08/09 22:32:23	0.875	67.4	7.4
267	2010/08/09 22:42:05	1.000	79.1	6.5
268	2010/08/09 22:58:24	0.750	62.9	7.5
269	2010/08/09 23:26:58	0.875	80.3	6.8
270	2010/08/10 00:01:41	0.750	72.1	8.4
271	2010/08/10 00:22:39	1.000	65.2	6.5
272	2010/08/10 00:27:53	0.625	62.9	9.5
273	2010/08/10 00:33:25	0.625	65.7	9.4
274	2010/08/10 01:02:41	0.625	88.6	9.2
275	2010/08/10 01:05:33	0.875	85.4	6.7
276	2010/08/10 01:05:34	0.750	77.1	6.6
277	2010/08/10 01:05:35	0.750	76.5	7.0
278	2010/08/10 01:33:00	1.000	66.3	8.4
279	2010/08/10 02:07:08	0.625	69.4	9.4
280	2010/08/10 02:07:16	0.750	69.5	9.5

 Stretto di Messina		Ponte sullo Stretto di Messina PROGETTO DEFINITIVO		
MONITORAGGIO EMISSIONI DI RUMORE PER LA MAPPATURA DI CLIMA ACUSTICO VOL.2/2		<i>Codice documento</i> AS0106_F0.docxF0	<i>Rev</i> F0	<i>Data</i> 20/06/2011

281	2010/08/10 02:07:27	0.750	69.2	9.5
282	2010/08/10 02:07:30	0.625	70.9	9.8
283	2010/08/10 02:07:55	0.625	68.7	9.6
284	2010/08/10 02:08:24	0.625	66.1	9.2
285	2010/08/10 02:53:19	0.625	58.7	10.2
286	2010/08/10 02:53:21	0.625	60.7	10.8
287	2010/08/10 02:53:37	0.625	63.3	12.3
288	2010/08/10 02:54:47	0.875	72.0	6.9
289	2010/08/10 03:07:02	1.000	52.6	7.9
290	2010/08/10 03:08:29	0.625	60.9	10.7
291	2010/08/10 05:20:11	1.000	58.4	7.3

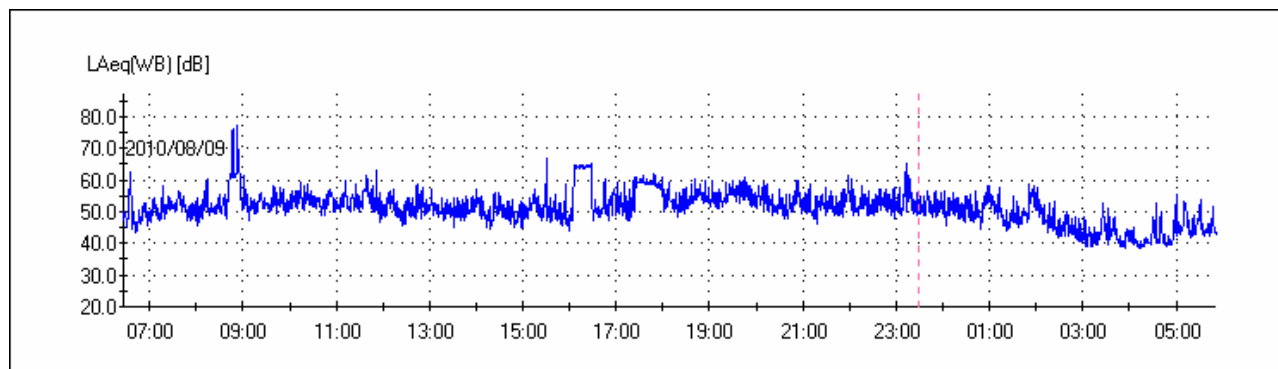
		Ponte sullo Stretto di Messina PROGETTO DEFINITIVO	
MONITORAGGIO EMISSIONI DI RUMORE PER LA MAPPATURA DI CLIMA ACUSTICO VOL.2/2	<i>Codice documento</i> AS0106_F0.docxF0	<i>Rev</i> F0	<i>Data</i> 20/06/2011

RICONOSCIMENTO COMPONENTI TONALI

Al fine di individuare la presenza di Componenti Tonalì (CT) nel rumore, si effettua un'analisi spettrale per bande normalizzate di 1/3 di ottava. Si considerano esclusivamente le CT aventi carattere stazionario nel tempo ed in frequenza.

L'analisi è stata svolta nell'intervallo di frequenza compreso tra 20 Hz e 20 KHz.

Si è in presenza di una CT se il livello minimo di una banda supera i livelli minimi delle bande adiacenti per almeno 5 dB.



SOGLIE PENALIZZAZIONE	
Persistenza BF	5%
Persistenza AF	5%
TONALI [Hz]	PERSIST [%]
Freq: 100	0.1
Freq: 200	0.2
Freq: 250	0.1
Freq: 315	0.3
Freq: 400	0.2
Freq: 500	0.2
Freq: 630	0.2
Freq: 800	0.1
Freq: 1 k	0.1

		Ponte sullo Stretto di Messina PROGETTO DEFINITIVO	
MONITORAGGIO EMISSIONI DI RUMORE PER LA MAPPATURA DI CLIMA ACUSTICO VOL.2/2	<i>Codice documento</i> AS0106_F0.docxF0	<i>Rev</i> F0	<i>Data</i> 20/06/2011

PENALIZZAZIONI	
Penalizzazione BF: No	
Penalizzazione AF: No	

TIME HISTORY COMPONENTI TONALI

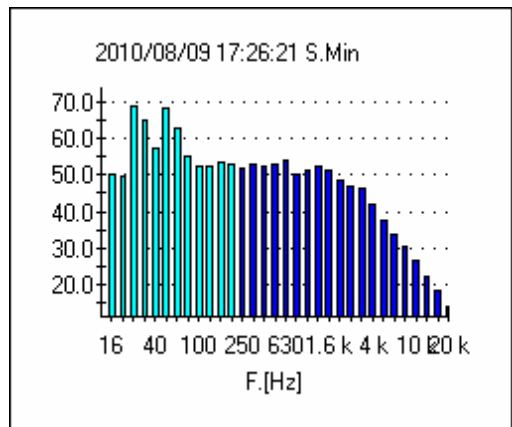
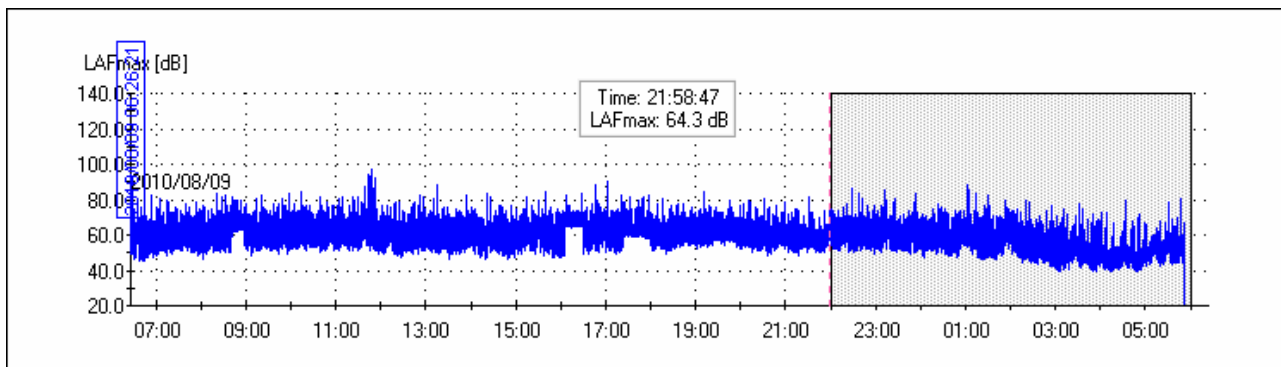
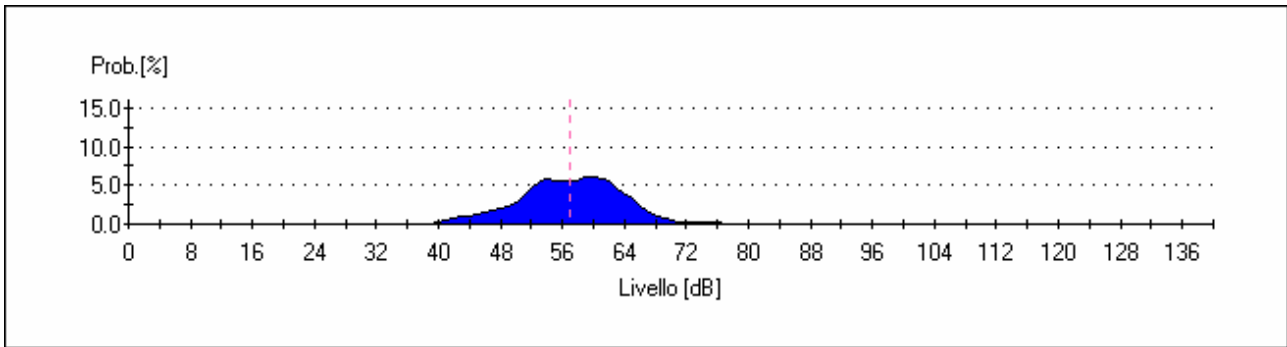


GRAFICO DEL CLIMA ACUSTICO GIORNALIERO



		Ponte sullo Stretto di Messina PROGETTO DEFINITIVO		
MONITORAGGIO EMISSIONI DI RUMORE PER LA MAPPATURA DI CLIMA ACUSTICO VOL.2/2		<i>Codice documento</i> AS0106_F0.docxF0	<i>Rev</i> F0	<i>Data</i> 20/06/2011

DISTRIBUTIVA



CUMULATIVA

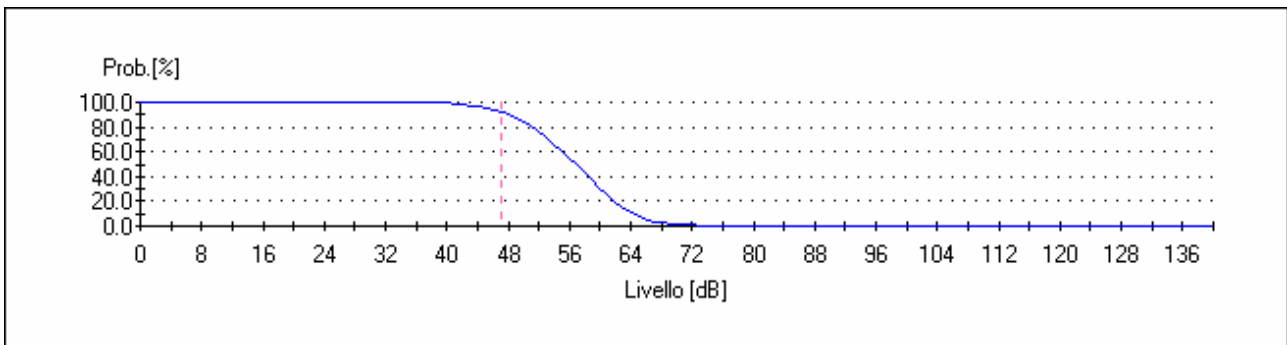
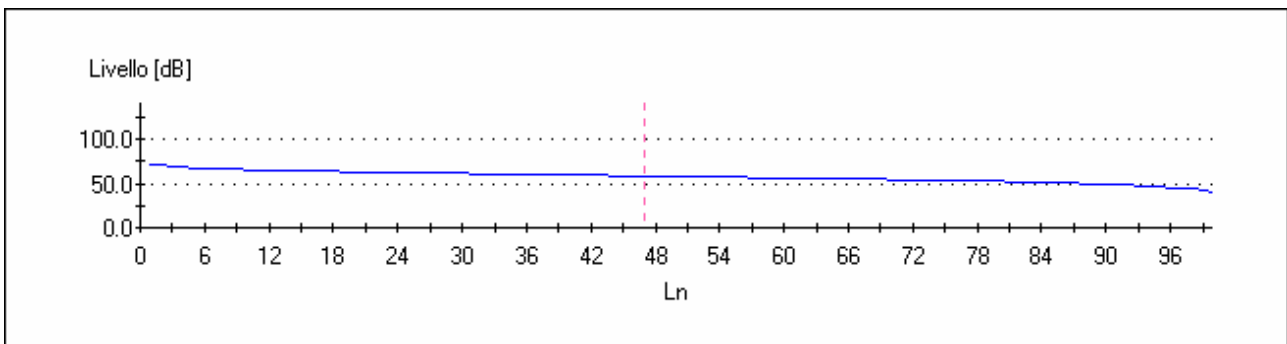


GRAFICO PERCENTILI



		Ponte sullo Stretto di Messina PROGETTO DEFINITIVO	
MONITORAGGIO EMISSIONI DI RUMORE PER LA MAPPATURA DI CLIMA ACUSTICO VOL.2/2	<i>Codice documento</i> AS0106_F0.docxF0	<i>Rev</i> F0	<i>Data</i> 20/06/2011

Livelli statistici L1, L5, L10, L50, L90, L95, L99; nelle 24 ore

Percentile	Leq.[dB]
0	72.0
1	72.0
2	70.0
3	68.0
4	67.5
5	67.0
6	66.5
7	66.0
8	65.7
9	65.3
10	65.0
11	64.8
12	64.5
13	64.3
14	64.0
15	63.8
16	63.6
17	63.4
18	63.2
19	63.0
20	62.8
21	62.6
22	62.4
23	62.2
24	62.0
25	61.8
26	61.7
27	61.5
28	61.3
29	61.2

30	61.0
31	60.8
32	60.7
33	60.5
34	60.3
35	60.2
36	60.0
37	59.8
38	59.7
39	59.5
40	59.3
41	59.2
42	59.0
43	58.8
44	58.7
45	58.5
46	58.3
47	58.2
48	58.0
49	57.8
50	57.7
51	57.5
52	57.3
53	57.2
54	57.0
55	56.8
56	56.6
57	56.4
58	56.2
59	56.0
60	55.8
61	55.7

62	55.5
63	55.3
64	55.2
65	55.0
66	54.8
67	54.7
68	54.5
69	54.3
70	54.2
71	54.0
72	53.8
73	53.6
74	53.4
75	53.2
76	53.0
77	52.8
78	52.5
79	52.3
80	52.0
81	51.8
82	51.5
83	51.3
84	51.0
85	50.7
86	50.3
87	50.0
88	49.5
89	49.0
90	48.5
91	48.0
92	47.5
93	47.0

		Ponte sullo Stretto di Messina PROGETTO DEFINITIVO	
MONITORAGGIO EMISSIONI DI RUMORE PER LA MAPPATURA DI CLIMA ACUSTICO VOL.2/2	<i>Codice documento</i> AS0106_F0.docxF0	<i>Rev</i> F0	<i>Data</i> 20/06/2011

94	46.0
95	45.5
96	45.0
97	44.0
98	43.0
99	41.0

LIVELLI PERCENTILI DIURNI

Percentile	Leq.[dB]
0	73.0
1	73.0
2	70.0
3	69.0
4	68.0
5	67.5
6	67.0
7	66.7
8	66.3
9	66.0
10	65.8
11	65.5
12	65.3
13	65.0
14	64.8
15	64.6
16	64.4
17	64.2
18	64.0
19	63.8
20	63.7
21	63.5

22	63.3
23	63.2
24	63.0
25	62.9
26	62.7
27	62.6
28	62.4
29	62.3
30	62.1
31	62.0
32	61.9
33	61.7
34	61.6
35	61.4
36	61.3
37	61.1
38	61.0
39	60.9
40	60.7
41	60.6
42	60.4
43	60.3
44	60.1
45	60.0
46	59.8
47	59.7
48	59.5
49	59.3
50	59.2
51	59.0
52	58.9
53	58.7

54	58.6
55	58.4
56	58.3
57	58.1
58	58.0
59	57.8
60	57.6
61	57.4
62	57.2
63	57.0
64	56.8
65	56.7
66	56.5
67	56.3
68	56.2
69	56.0
70	55.9
71	55.7
72	55.6
73	55.4
74	55.3
75	55.1
76	55.0
77	54.8
78	54.7
79	54.5
80	54.3
81	54.2
82	54.0
83	53.8
84	53.6
85	53.4

		Ponte sullo Stretto di Messina PROGETTO DEFINITIVO	
MONITORAGGIO EMISSIONI DI RUMORE PER LA MAPPATURA DI CLIMA ACUSTICO VOL.2/2	<i>Codice documento</i> AS0106_F0.docxF0	<i>Rev</i> F0	<i>Data</i> 20/06/2011

86	53.2
87	53.0
88	52.8
89	52.6
90	52.4
91	52.2
92	52.0
93	51.7
94	51.3
95	51.0
96	50.5
97	50.0
98	49.0
99	48.0

LIVELLI PERCENTILI NOTTURNI

Percentile	Leq.[dB]
0	70.0
1	70.0
2	68.0
3	66.0
4	65.5
5	65.0
6	64.5
7	64.0
8	63.5
9	63.0
10	62.7
11	62.3
12	62.0
13	61.8

14	61.5
15	61.3
16	61.0
17	60.8
18	60.5
19	60.3
20	60.0
21	59.8
22	59.6
23	59.4
24	59.2
25	59.0
26	58.8
27	58.5
28	58.3
29	58.0
30	57.8
31	57.6
32	57.4
33	57.2
34	57.0
35	56.8
36	56.6
37	56.4
38	56.2
39	56.0
40	55.8
41	55.6
42	55.4
43	55.2
44	55.0
45	54.8

46	54.6
47	54.4
48	54.2
49	54.0
50	53.8
51	53.6
52	53.4
53	53.2
54	53.0
55	52.8
56	52.6
57	52.4
58	52.2
59	52.0
60	51.8
61	51.5
62	51.3
63	51.0
64	50.8
65	50.6
66	50.4
67	50.2
68	50.0
69	49.8
70	49.5
71	49.3
72	49.0
73	48.8
74	48.5
75	48.3
76	48.0
77	47.8

78	47.5
79	47.3
80	47.0
81	46.8
82	46.5
83	46.3
84	46.0
85	45.8
86	45.5
87	45.3
88	45.0
89	44.7
90	44.3
91	44.0
92	43.7
93	43.3
94	43.0
95	42.7
96	42.3
97	42.0
98	41.0
99	40.0

		Ponte sullo Stretto di Messina PROGETTO DEFINITIVO	
MONITORAGGIO EMISSIONI DI RUMORE PER LA MAPPATURA DI CLIMA ACUSTICO VOL.2/2	<i>Codice documento</i> AS0106_F0.docxF0	<i>Rev</i> F0	<i>Data</i> 20/06/2011

LIVELLI DI IMPULS- FAST E SLOW MAX NELLE 24 ORE		
LAIp [dB]	LASp [dB]	LAFp [dB]
98.5	86.5	94.5
100.1	89.6	97.1
90.6	86.2	89.9
89.1	81.2	86
90.2	81	88.6
80.6	78.9	80.4
100.1	89.6	97.1

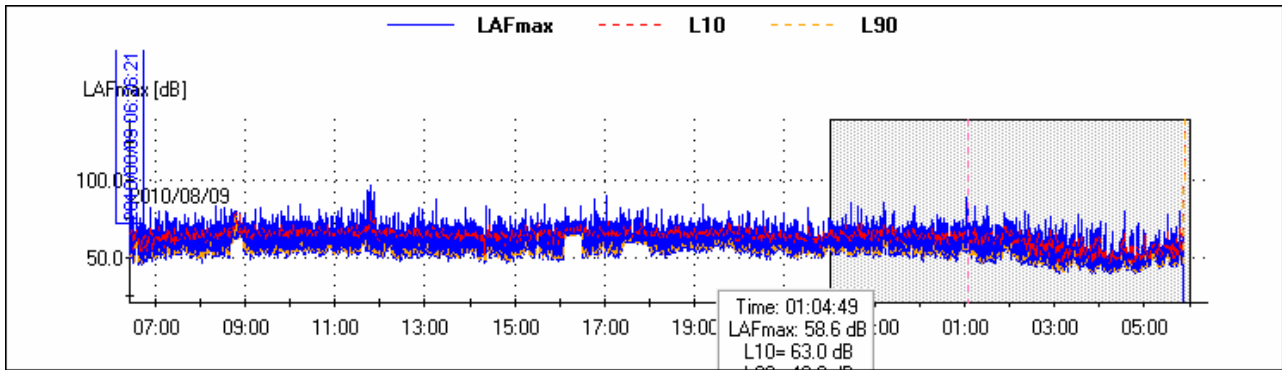
LIVELLI di Impuls – fast – slow massimi nelle 16 ore diurne

LIVELLI DI IMPULS- FAST E SLOW MAX DIURNI		
LAIp [dB]	LASp [dB]	LAFp [dB]
98.5	86.5	94.5
100.1	89.6	97.1
90.6	86.2	89.9
85.1	81.2	84.3
100.1	89.6	97.1

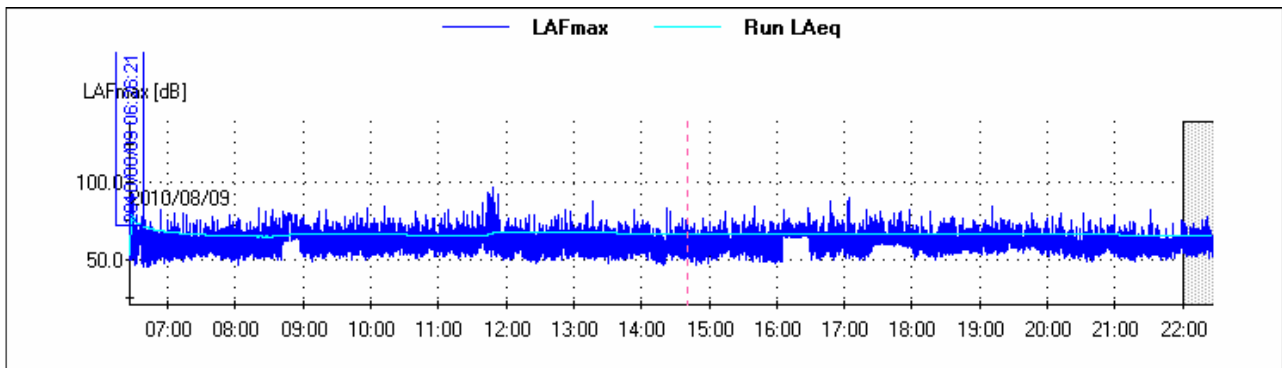
LIVELLI di Impuls – fast – slow massimi nelle 8 ore notturni

LIVELLI DI IMPULS- FAST E SLOW MAX NOTTURNI		
LAIp [dB]	LASp [dB]	LAFp [dB]
89.1	80.7	86
90.2	81	88.6
80.6	78.9	80.4
90.2	81	88.6

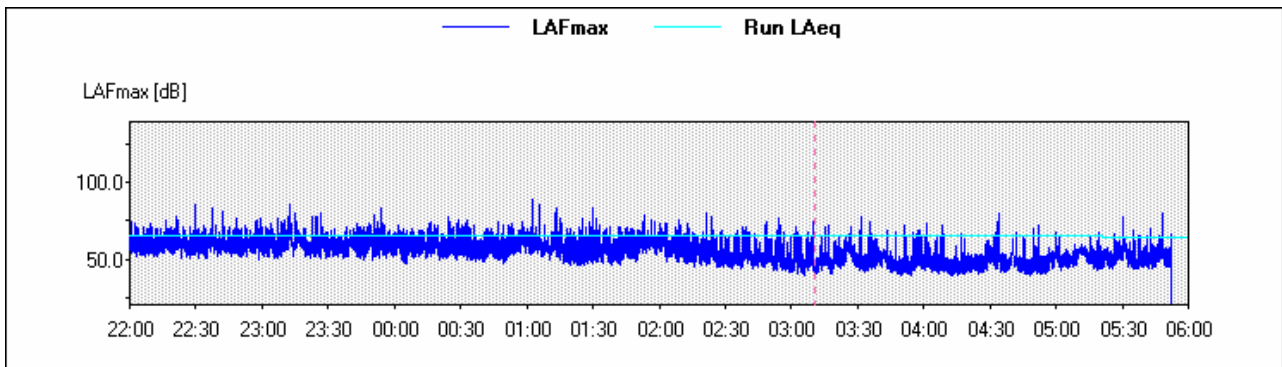
TIME HISTORY L10 – L90



RUNNING Leq DIURNO

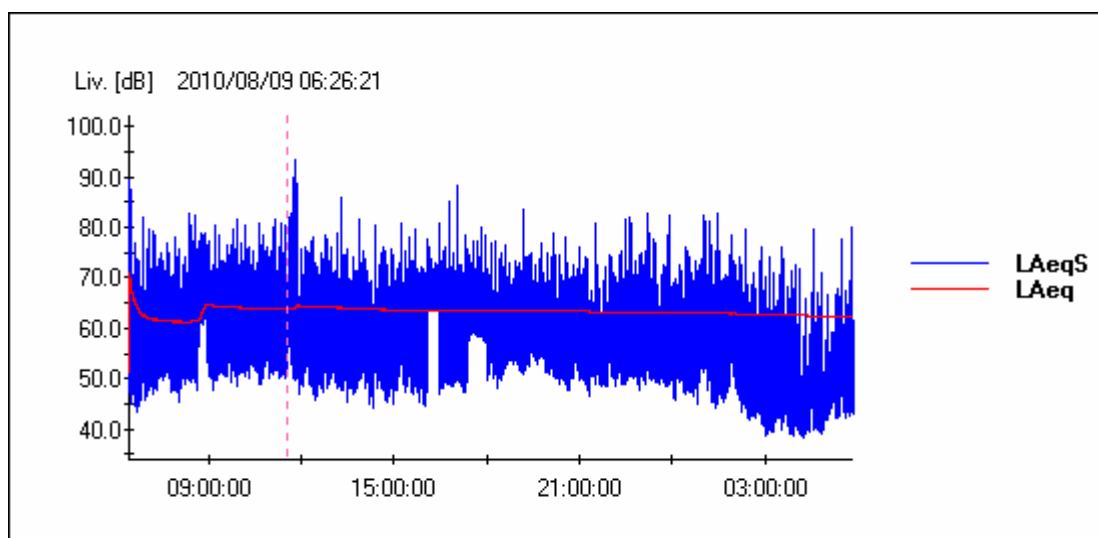


RUNNING Leq NOTTURNO

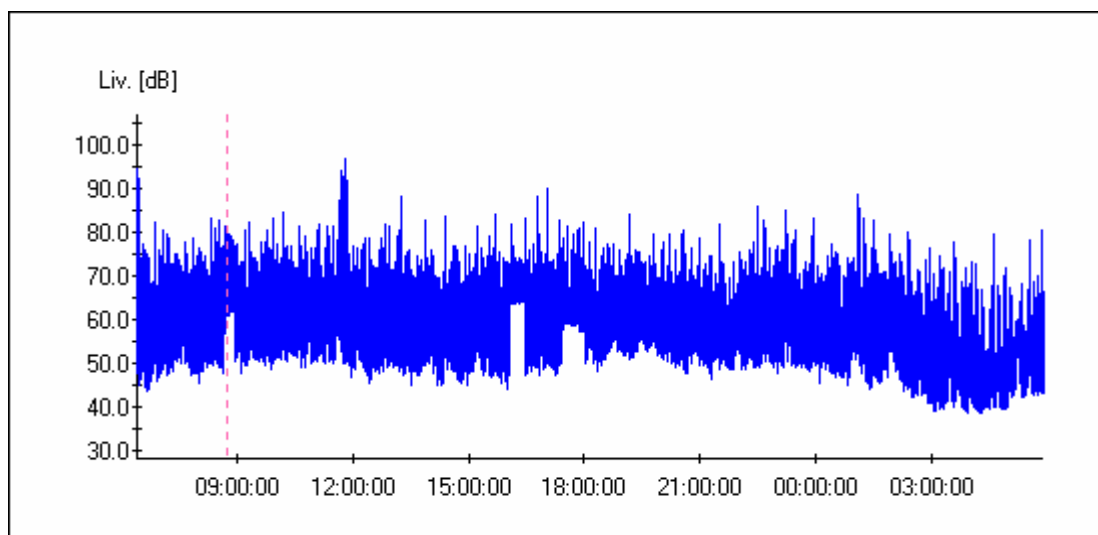


		Ponte sullo Stretto di Messina PROGETTO DEFINITIVO		
MONITORAGGIO EMISSIONI DI RUMORE PER LA MAPPATURA DI CLIMA ACUSTICO VOL.2/2	<i>Codice documento</i> AS0106_F0.docxF0	<i>Rev</i> F0	<i>Data</i> 20/06/2011	

LA TIME HISTORY LIVELLO EQUIVALENTE PONDERATO "A"



LA TIME HISTORY LIVELLO PRESSIONE SONORA PONDERATA "A"



		<p align="center">Ponte sullo Stretto di Messina PROGETTO DEFINITIVO</p>		
<p>MONITORAGGIO EMISSIONI DI RUMORE PER LA MAPPATURA DI CLIMA ACUSTICO VOL.2/2</p>	<p><i>Codice documento</i> AS0106_F0.docxF0</p>		<p><i>Rev</i> F0</p>	<p><i>Data</i> 20/06/2011</p>

		Ponte sullo Stretto di Messina PROGETTO DEFINITIVO	
MONITORAGGIO EMISSIONI DI RUMORE PER LA MAPPATURA DI CLIMA ACUSTICO VOL.2/2	<i>Codice documento</i> AS0106_F0.docxF0	<i>Rev</i> F0	<i>Data</i> 20/06/2011

R2 - MISURE DI 24 ORE CON POSTAZIONE SEMI-FISSE		
Punto	Ricettore R_TRIV2_S	Indirizzo TRIVELLE
Descrizione del punto di misura/ricettore		
<p><i>L'asta estensibile con il microfono posto all'altezza di mt. 4,00 dal piano di campagna è stata collocata nel giardino interno alla proprietà privata ad una distanza di mt 1 dal prospetto del fabbricato</i></p>		

Caratterizzazione del punto di misura/ricettore		
Zonizzazione acustica e limiti diurni/notturni		
<input type="checkbox"/>	Classe I	50 / 40 dB(a)
<input type="checkbox"/>	Classe II	55 / 45 dB(a)
<input checked="" type="checkbox"/>	Classe III	60 / 50 dB(a)
<input type="checkbox"/>	Classe IV	65 / 55 dB(a)
<input type="checkbox"/>	Classe V	70 / 60 dB(a)
<input type="checkbox"/>	Classe VI	70 / 70 dB(a)
Caratterizzazione delle sorgenti di rumore		
Tipologia	<input checked="" type="checkbox"/>	Traffico stradale
	<input type="checkbox"/>	Traffico ferroviario
	<input type="checkbox"/>	Cantiere
	<input type="checkbox"/>	Altro
Descrizione		
Strumentazione adottata		
Fonometro modello HD 2110 Classe 1, numero di serie 10060132243, - preamplificatore HD 2110 P, - microfono MK 221, numero di serie 34208 - Calibratore HD 2020 Classe 1 090 29825		

		Ponte sullo Stretto di Messina PROGETTO DEFINITIVO		
		MONITORAGGIO EMISSIONI DI RUMORE PER LA MAPPATURA DI CLIMA ACUSTICO VOL.2/2	<i>Codice documento</i> AS0106_F0.docxF0	<i>Rev</i> F0

Punto	Ricettore R_TRIV2_S	Indirizzo TRIVELLE
-------	-------------------------------	------------------------------

Sintesi misure (ante e post mascheramenti eventi anomali o sorgenti regolamentate da DPR)								
Periodo	TR	Data	L_{AeqTR} [dBA]	K_I [dBA]	K_T [dBA]	K_B [dBA]	L_{AeqTRC} [dBA]	L_{lim} [dBA]
Giorno	6-22h	27/07/10	84.5	0	0		84.5	60
Notte	22-6h	27/07/10	77.3	0	0	0	77.3	50

RISULTATI MISURE	
Codice misura	R_TRIV2_S
Data inizio	27/07/2010
Ora inizio	12.19.52
Note	

Parametri		24 ore	Giorno (T_R = 6/22)	Notte (T_R = 22/6)
L _{AeqTR}	[dBA]	83.1	84.5	77.3
L1	[dBA]	96.0	97.0	89.0
L5	[dBA]	89.0	91.0	83.0
L10	[dBA]	85.0	87.0	78.5
L50	[dBA]	69.8	71.0	68.1
L90	[dBA]	60.7	60.7	60.3
L95	[dBA]	58.0	58.0	58.0
L99	[dBA]	54.0	54.0	55.0
L _I max	[dBA]	113.1	113.1	104.0
L _F max	[dBA]	108.8	108.8	102.1
L _S max	[dBA]	104.9	104.9	97.2
K _I	[dBA]	0	0	0
K _T	[dBA]	0	0	0
K _B	[dBA]	0	0	0
L _{AeqTRC}		83.1	84.5	77.3

Note:

		Ponte sullo Stretto di Messina PROGETTO DEFINITIVO		
MONITORAGGIO EMISSIONI DI RUMORE PER LA MAPPATURA DI CLIMA ACUSTICO VOL.2/2		<i>Codice documento</i> AS0106_F0.docxF0	<i>Rev</i> F0	<i>Data</i> 20/06/2011

Punto	Ricettore R_TRIV2_S	Indirizzo TRIVELLE
-------	-------------------------------	------------------------------

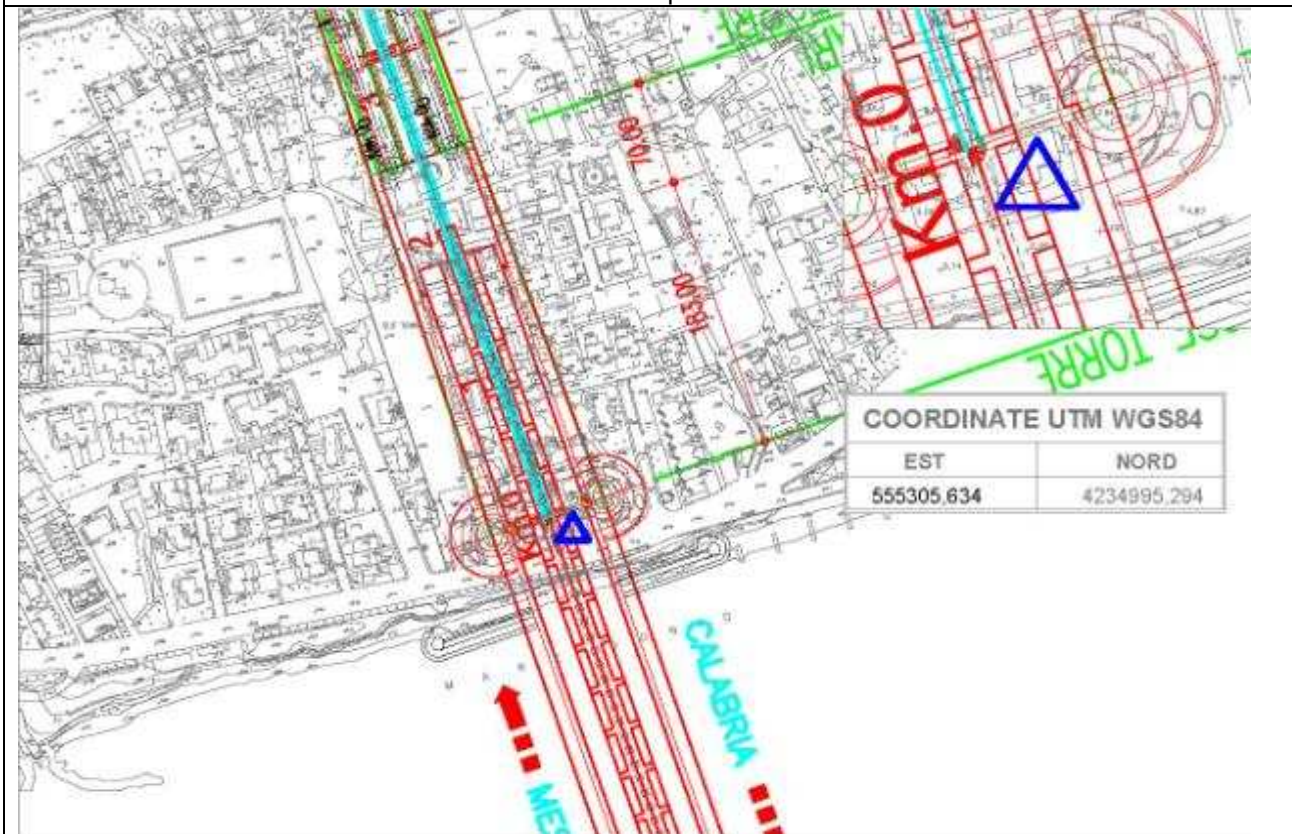
Sorgente stradale: _____								
	6/9h	9/14h	14/19h	19/22h	Media	22/2h	2/6 h	Media
Veic. Leggeri / 10'	56	73	92	122	85.75	72	21	46.5
Veic. Pesanti / 10'	0	0	1	0	0.25	0	0	0
Motocicli / 10'	15	18	12	15	15	25	5	15
	6/9h	9/14h	14/19h	19/22h	Media	22/2h	2/6 h	Media
Condizioni cielo	SERENO	SERENO	SERENO	SERENO		SERENO	SERENO	
Temperatura	23.1	25	31	26.5	26.4	22	19.6	20.8
Umidità relativa	63	45	35	38	45.25	40	43	41.5
Velocità vento	2.1	2.8	1.8	2	2.175	2.1	1.9	2
Direzione vento	E N E	E N E	N	N E		E N E	N	

Fotografia del punto di misura



Punto	Ricettore	Indirizzo
	R_TRIV2_S	TRIVELLE

Localizzazione planimetrica



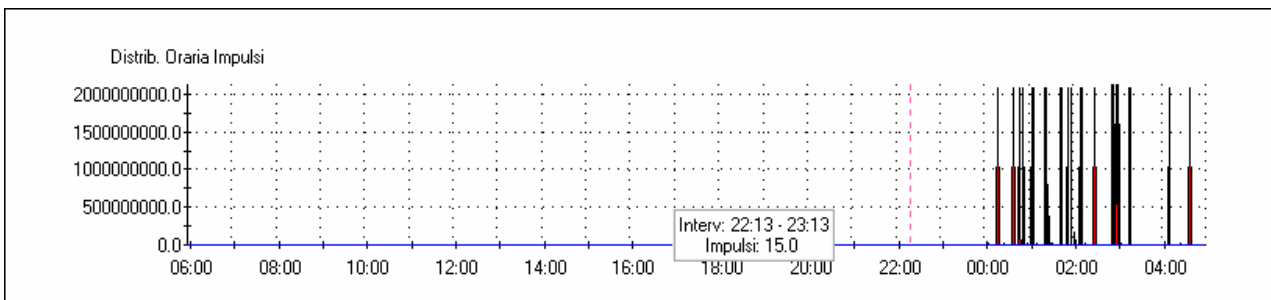
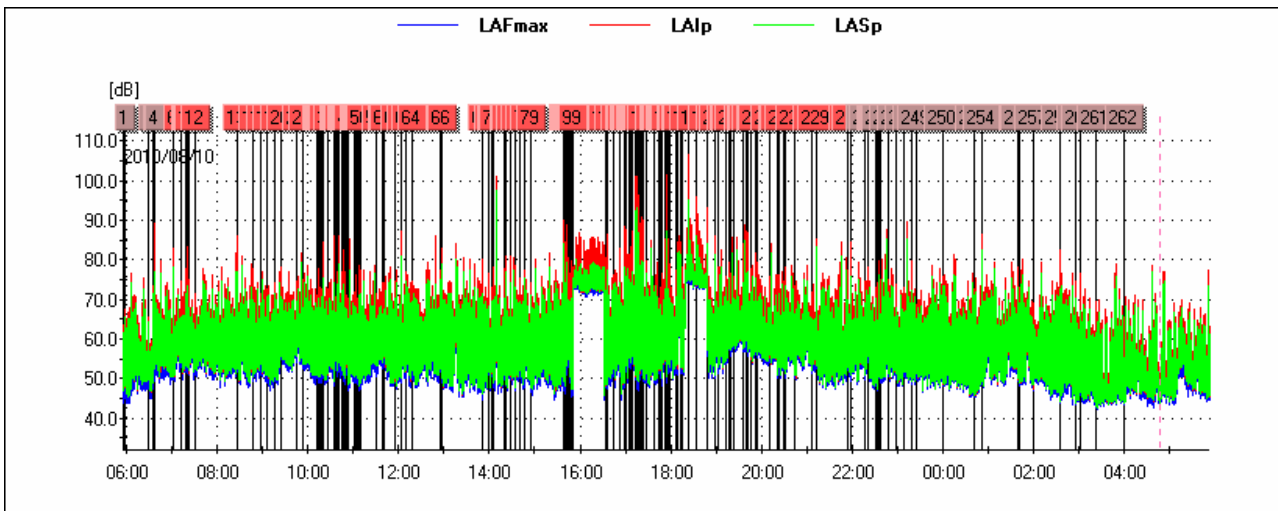
DATA	Tecnico competente: Studio tecnico ing. Giovanni Chiovetta	
	geom. Antonino Campione	Ing. Giovanni Chiovetta

RICONOSCIMENTO COMPONENTI IMPULSIVE

Il rumore presenta Componenti Impulsive (CI) quando sono verificate le condizioni seguenti:

- ripetitività di n° eventi impulsivi (n°10/ora di giorno e n°2/ora di notte);
- differenza tra LAImax e LASmax superiore a 6 dB;
- durata dell'evento a -10 dB dal valore LAFmax inferiore a 1 s.

La ripetitività viene dimostrata mediante registrazione grafica del livello di pressione sonora ponderato A fast effettuata durante il tempo di misura TM.



Lista degli impulsi nelle 24 ore

Ev	Inizio	Durata LAFmax-10dB[s]	LAFmax[dB]	LAImax - LASmax [dB]
1	2010/08/10 05:58:14	0.875	59.6	8.3
2	2010/08/10 06:29:43	0.750	59.9	8.6
3	2010/08/10 06:35:08	0.875	66.1	9.2
4	2010/08/10 06:37:38	0.625	85.1	11.8

5	2010/08/10 07:02:01	0.750	68.0	9.1
6	2010/08/10 07:02:13	1.000	80.8	8.8
7	2010/08/10 07:12:13	0.750	67.8	9.2
8	2010/08/10 07:12:21	0.750	71.6	9.7
9	2010/08/10 07:18:38	0.750	71.8	9.2
10	2010/08/10 07:20:16	0.625	80.0	9.6
11	2010/08/10 07:22:03	0.750	71.9	9.7
12	2010/08/10 07:30:47	0.625	68.3	9.0
13	2010/08/10 08:26:34	0.750	83.7	9.0
14	2010/08/10 08:46:28	0.750	75.6	7.5
15	2010/08/10 08:46:34	0.625	72.0	10.8
16	2010/08/10 08:56:32	0.750	63.7	7.1
17	2010/08/10 08:56:35	0.875	62.3	8.5
18	2010/08/10 09:05:18	0.875	70.0	6.4
19	2010/08/10 09:15:59	0.875	72.2	6.5
20	2010/08/10 09:24:32	0.750	75.6	9.1
21	2010/08/10 09:45:36	0.875	72.0	8.3
22	2010/08/10 09:53:19	1.000	70.6	11.4
23	2010/08/10 10:11:08	0.875	64.2	10.0
24	2010/08/10 10:14:33	0.750	64.9	10.2
25	2010/08/10 10:14:45	0.500	73.1	12.7
26	2010/08/10 10:15:50	0.625	66.5	11.4
27	2010/08/10 10:16:33	0.750	69.4	10.0
28	2010/08/10 10:19:07	0.750	66.3	9.8
29	2010/08/10 10:19:18	0.625	79.3	13.7
30	2010/08/10 10:25:44	0.625	69.1	10.8
31	2010/08/10 10:26:32	0.625	67.9	9.8
32	2010/08/10 10:27:14	0.875	65.7	8.1
33	2010/08/10 10:34:11	0.500	81.8	12.2
34	2010/08/10 10:35:57	1.000	67.7	8.0
35	2010/08/10 10:39:18	0.750	70.1	10.2
36	2010/08/10 10:39:50	0.875	85.0	7.0
37	2010/08/10 10:44:10	1.000	72.6	7.0
38	2010/08/10 10:46:18	0.625	74.1	10.6
39	2010/08/10 10:46:26	0.750	73.9	9.5
40	2010/08/10 10:47:40	0.875	79.0	6.8
41	2010/08/10 10:47:43	0.750	78.8	10.3
42	2010/08/10 10:48:54	1.000	73.4	7.8
43	2010/08/10 10:49:36	0.625	73.3	10.4
44	2010/08/10 10:50:34	0.875	66.3	9.7
45	2010/08/10 10:52:21	0.750	67.6	8.2
46	2010/08/10 10:53:15	0.875	62.9	9.6
47	2010/08/10 11:01:55	0.500	67.1	12.7
48	2010/08/10 11:02:39	0.625	68.7	12.1
49	2010/08/10 11:03:14	0.625	63.5	11.7
50	2010/08/10 11:03:21	0.750	63.5	11.6

51	2010/08/10 11:03:44	0.625	71.1	12.7
52	2010/08/10 11:04:28	0.625	64.3	10.5
53	2010/08/10 11:04:40	1.000	65.3	12.0
54	2010/08/10 11:06:40	0.875	70.4	9.2
55	2010/08/10 11:09:14	0.750	64.9	10.8
56	2010/08/10 11:09:23	0.875	75.4	8.3
57	2010/08/10 11:29:45	0.875	67.7	7.7
58	2010/08/10 11:31:00	0.750	68.4	9.9
59	2010/08/10 11:38:41	1.000	70.7	6.3
60	2010/08/10 11:39:58	0.625	71.2	9.9
61	2010/08/10 11:55:24	1.000	72.3	8.2
62	2010/08/10 12:02:48	0.875	86.4	6.5
63	2010/08/10 12:10:38	0.875	68.3	9.6
64	2010/08/10 12:17:27	0.750	70.7	8.2
65	2010/08/10 12:55:38	1.000	75.9	8.1
66	2010/08/10 12:56:37	1.000	66.5	7.9
67	2010/08/10 13:51:01	0.750	78.2	8.6
68	2010/08/10 13:59:31	0.750	74.5	8.5
69	2010/08/10 14:03:57	0.750	67.2	7.9
70	2010/08/10 14:04:22	0.750	76.2	9.0
71	2010/08/10 14:19:09	1.000	69.4	9.9
72	2010/08/10 14:19:15	0.750	68.8	10.3
73	2010/08/10 14:21:48	0.625	72.8	10.6
74	2010/08/10 14:28:08	1.000	78.3	6.2
75	2010/08/10 14:28:09	0.750	79.0	6.7
76	2010/08/10 14:33:13	0.750	76.8	8.0
77	2010/08/10 14:41:10	0.625	70.5	12.4
78	2010/08/10 14:46:28	0.875	70.4	10.2
79	2010/08/10 14:55:48	0.750	71.5	9.3
80	2010/08/10 15:38:59	0.750	75.1	9.8
81	2010/08/10 15:39:07	0.625	77.8	11.2
82	2010/08/10 15:39:21	0.625	81.1	10.5
83	2010/08/10 15:39:57	0.875	69.9	7.5
84	2010/08/10 15:40:05	1.000	69.0	7.4
85	2010/08/10 15:40:18	0.750	67.9	6.8
86	2010/08/10 15:43:07	0.625	86.9	9.4
87	2010/08/10 15:43:09	0.625	82.7	9.1
88	2010/08/10 15:44:00	0.625	77.1	10.9
89	2010/08/10 15:45:42	1.000	72.2	7.0
90	2010/08/10 15:46:33	0.625	72.9	11.3
91	2010/08/10 15:48:00	0.750	60.9	9.0
92	2010/08/10 15:48:34	0.875	64.2	7.5
93	2010/08/10 15:48:40	0.625	77.3	9.4
94	2010/08/10 15:48:57	0.875	65.3	9.6
95	2010/08/10 15:49:18	0.750	73.0	10.2
96	2010/08/10 15:49:30	0.750	70.5	10.3

97	2010/08/10 15:49:32	0.875	63.2	9.2
98	2010/08/10 15:49:34	0.750	74.0	9.7
99	2010/08/10 15:49:38	0.750	64.9	7.7
100	2010/08/10 16:33:40	0.750	78.9	8.2
101	2010/08/10 16:34:25	0.625	64.8	10.2
102	2010/08/10 16:35:03	1.000	66.7	6.4
103	2010/08/10 16:35:29	0.750	84.4	9.0
104	2010/08/10 16:43:59	1.000	65.8	7.5
105	2010/08/10 16:52:32	0.875	80.0	8.6
106	2010/08/10 16:58:40	0.750	69.5	9.7
107	2010/08/10 16:59:02	0.625	85.5	10.3
108	2010/08/10 16:59:04	0.625	75.3	11.6
109	2010/08/10 17:00:01	0.500	78.4	12.7
110	2010/08/10 17:00:09	0.750	83.0	11.9
111	2010/08/10 17:03:59	0.750	65.2	12.0
112	2010/08/10 17:06:08	0.750	81.2	9.1
113	2010/08/10 17:09:48	0.750	84.1	10.6
114	2010/08/10 17:13:53	0.875	64.1	7.8
115	2010/08/10 17:14:09	0.625	95.7	9.7
116	2010/08/10 17:15:11	0.625	86.8	8.4
117	2010/08/10 17:15:15	0.875	85.0	9.0
118	2010/08/10 17:15:21	0.750	78.0	8.6
119	2010/08/10 17:15:41	0.750	90.0	10.2
120	2010/08/10 17:15:42	0.625	94.1	9.3
121	2010/08/10 17:15:43	0.750	94.8	8.1
122	2010/08/10 17:15:44	0.625	98.3	8.6
123	2010/08/10 17:15:45	0.625	97.9	7.8
124	2010/08/10 17:15:47	0.875	96.1	6.9
125	2010/08/10 17:15:49	0.875	86.6	7.4
126	2010/08/10 17:16:04	0.750	73.4	9.0
127	2010/08/10 17:18:19	1.000	92.9	9.2
128	2010/08/10 17:18:21	1.000	86.6	9.2
129	2010/08/10 17:18:22	0.625	83.6	9.1
130	2010/08/10 17:18:29	0.625	65.1	10.6
131	2010/08/10 17:18:32	0.625	69.8	11.2
132	2010/08/10 17:18:33	0.625	75.8	11.5
133	2010/08/10 17:18:35	0.625	72.5	9.9
134	2010/08/10 17:18:36	0.625	74.7	9.3
135	2010/08/10 17:18:37	0.625	74.3	8.9
136	2010/08/10 17:18:38	0.625	73.0	8.4
137	2010/08/10 17:18:40	0.625	74.3	9.1
138	2010/08/10 17:18:41	0.625	75.0	9.6
139	2010/08/10 17:18:43	0.750	76.3	10.0
140	2010/08/10 17:18:50	0.625	71.4	9.8
141	2010/08/10 17:18:54	0.625	76.7	9.6
142	2010/08/10 17:18:55	0.500	71.3	9.7

143	2010/08/10 17:18:56	0.625	71.8	7.6
144	2010/08/10 17:19:07	0.625	86.1	10.4
145	2010/08/10 17:21:42	0.750	66.0	7.9
146	2010/08/10 17:22:06	0.750	73.4	11.3
147	2010/08/10 17:22:09	0.500	78.8	11.2
148	2010/08/10 17:22:22	0.625	74.8	9.8
149	2010/08/10 17:22:34	0.625	87.2	11.0
150	2010/08/10 17:22:37	0.750	86.4	10.0
151	2010/08/10 17:22:41	0.500	80.9	11.2
152	2010/08/10 17:22:41	0.625	83.2	10.4
153	2010/08/10 17:22:43	0.625	80.3	7.8
154	2010/08/10 17:22:44	0.500	78.7	7.8
155	2010/08/10 17:22:45	0.500	77.1	7.4
156	2010/08/10 17:22:46	0.625	77.1	7.7
157	2010/08/10 17:22:47	0.625	78.5	9.9
158	2010/08/10 17:22:48	0.625	77.0	8.7
159	2010/08/10 17:22:54	0.625	80.1	12.1
160	2010/08/10 17:22:54	0.625	81.5	11.0
161	2010/08/10 17:22:56	0.625	81.5	10.8
162	2010/08/10 17:22:56	0.625	83.2	11.4
163	2010/08/10 17:22:57	0.625	78.0	10.7
164	2010/08/10 17:22:59	0.625	81.3	11.1
165	2010/08/10 17:23:09	0.625	82.6	10.7
166	2010/08/10 17:24:02	0.625	69.5	7.9
167	2010/08/10 17:27:37	0.875	76.6	7.6
168	2010/08/10 17:27:41	0.750	75.7	9.7
169	2010/08/10 17:27:46	0.625	75.3	10.0
170	2010/08/10 17:27:49	0.625	73.3	9.2
171	2010/08/10 17:27:58	0.625	73.5	7.6
172	2010/08/10 17:37:43	1.000	63.2	7.6
173	2010/08/10 17:37:44	0.750	68.2	8.4
174	2010/08/10 17:44:40	0.625	65.3	10.3
175	2010/08/10 17:47:04	1.000	68.5	11.5
176	2010/08/10 17:47:52	0.625	70.8	12.0
177	2010/08/10 17:49:24	1.000	72.5	11.0
178	2010/08/10 17:53:28	0.875	80.4	12.6
179	2010/08/10 17:53:41	0.625	84.0	10.8
180	2010/08/10 17:54:24	0.875	63.8	8.1
181	2010/08/10 17:54:28	0.750	67.4	10.2
182	2010/08/10 17:54:37	0.500	96.3	14.0
183	2010/08/10 17:56:30	0.875	67.7	7.2
184	2010/08/10 17:57:34	0.625	81.0	12.6
185	2010/08/10 17:58:38	0.875	76.5	8.6
186	2010/08/10 18:06:39	0.625	70.8	9.9
187	2010/08/10 18:07:55	0.875	66.6	8.9
188	2010/08/10 18:07:56	0.750	71.5	10.9

189	2010/08/10 18:07:57	0.750	73.6	10.0
190	2010/08/10 18:08:00	0.750	67.8	8.8
191	2010/08/10 18:08:19	1.000	67.3	9.9
192	2010/08/10 18:13:17	0.750	65.4	9.3
193	2010/08/10 18:16:08	0.750	73.9	10.4
194	2010/08/10 18:23:57	0.625	102.9	11.3
195	2010/08/10 18:33:19	1.000	92.7	10.0
196	2010/08/10 18:33:37	1.000	86.2	8.8
197	2010/08/10 18:47:21	1.000	84.5	9.2
198	2010/08/10 18:47:28	0.625	89.7	8.7
199	2010/08/10 18:47:33	1.000	84.4	8.7
200	2010/08/10 18:58:11	0.750	70.4	9.2
201	2010/08/10 18:58:44	0.625	79.6	11.1
202	2010/08/10 19:01:48	0.625	74.7	10.5
203	2010/08/10 19:12:58	0.875	70.1	7.8
204	2010/08/10 19:13:07	0.750	66.6	9.1
205	2010/08/10 19:17:45	1.000	72.8	9.3
206	2010/08/10 19:18:59	1.000	73.6	9.0
207	2010/08/10 19:23:22	1.000	70.4	9.2
208	2010/08/10 19:35:52	1.000	80.4	11.4
209	2010/08/10 19:35:55	0.875	79.2	9.8
210	2010/08/10 19:35:57	0.875	79.9	9.5
211	2010/08/10 19:39:01	0.625	84.5	10.5
212	2010/08/10 19:41:25	0.750	78.0	7.7
213	2010/08/10 19:45:17	0.625	71.2	10.1
214	2010/08/10 19:46:59	1.000	75.1	7.8
215	2010/08/10 19:52:07	0.875	78.3	8.3
216	2010/08/10 19:52:10	0.625	77.9	11.3
217	2010/08/10 19:54:47	0.750	76.1	10.1
218	2010/08/10 20:11:28	0.750	74.3	8.3
219	2010/08/10 20:20:57	1.000	73.0	9.4
220	2010/08/10 20:20:59	0.750	71.7	8.9
221	2010/08/10 20:22:42	0.875	71.0	10.4
222	2010/08/10 20:23:12	1.000	67.6	8.3
223	2010/08/10 20:23:19	0.875	66.6	10.0
224	2010/08/10 20:23:23	0.875	69.3	9.4
225	2010/08/10 20:30:32	0.750	69.1	8.1
226	2010/08/10 20:43:37	0.750	70.8	9.2
227	2010/08/10 21:07:03	1.000	65.2	7.0
228	2010/08/10 21:13:39	0.875	70.8	9.3
229	2010/08/10 21:13:42	1.000	76.7	8.7
230	2010/08/10 21:54:19	0.750	75.8	7.5
231	2010/08/10 21:57:20	0.750	82.6	8.6
232	2010/08/10 22:17:50	0.750	71.0	8.2
233	2010/08/10 22:21:25	1.000	76.6	7.1
234	2010/08/10 22:21:29	1.000	75.5	8.9

235	2010/08/10 22:31:18	1.000	69.5	6.9
236	2010/08/10 22:34:14	0.750	71.9	9.3
237	2010/08/10 22:36:24	0.750	71.3	8.7
238	2010/08/10 22:36:26	0.750	68.2	7.9
239	2010/08/10 22:36:38	0.625	65.6	9.5
240	2010/08/10 22:36:42	0.750	66.2	9.1
241	2010/08/10 22:37:22	0.750	66.1	8.5
242	2010/08/10 22:47:03	0.875	65.8	9.8
243	2010/08/10 22:48:06	1.000	73.5	6.8
244	2010/08/10 22:58:43	0.750	70.8	9.6
245	2010/08/10 23:08:34	1.000	66.9	8.7
246	2010/08/10 23:08:59	1.000	69.9	9.0
247	2010/08/10 23:19:46	0.875	75.9	8.6
248	2010/08/10 23:19:48	0.875	77.3	7.6
249	2010/08/10 23:25:53	0.875	64.1	8.6
250	2010/08/10 23:59:23	1.000	63.4	9.3
251	2010/08/11 00:42:00	1.000	63.3	7.9
252	2010/08/11 00:51:46	1.000	67.4	7.5
253	2010/08/11 00:52:00	0.625	72.1	9.3
254	2010/08/11 00:52:01	0.625	71.8	7.4
255	2010/08/11 01:39:57	0.750	74.1	10.9
256	2010/08/11 01:41:20	0.875	63.3	8.1
257	2010/08/11 02:00:39	1.000	64.2	8.2
258	2010/08/11 02:34:40	0.750	79.9	9.8
259	2010/08/11 02:55:01	0.875	63.1	9.2
260	2010/08/11 03:02:11	1.000	73.3	9.3
261	2010/08/11 03:22:30	0.750	67.2	7.6
262	2010/08/11 03:59:19	0.625	61.2	12.1

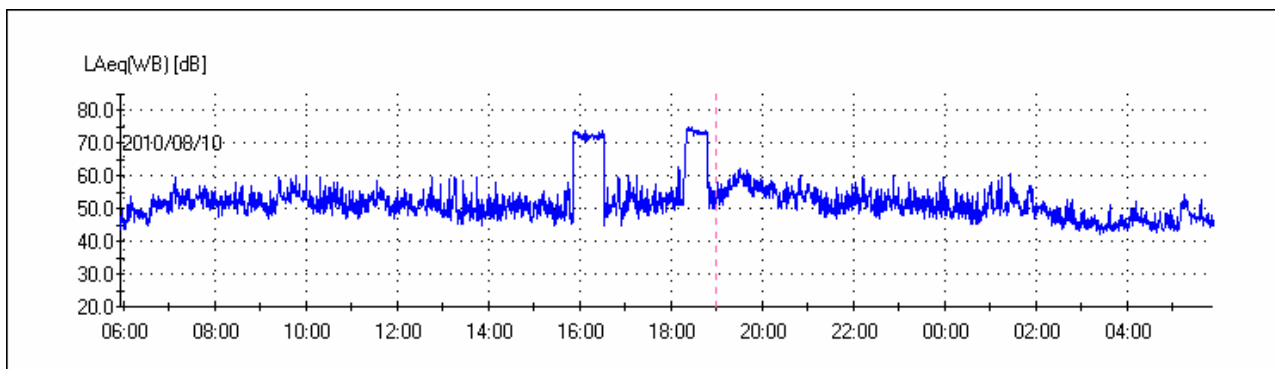
		Ponte sullo Stretto di Messina PROGETTO DEFINITIVO	
MONITORAGGIO EMISSIONI DI RUMORE PER LA MAPPATURA DI CLIMA ACUSTICO VOL.2/2	<i>Codice documento</i> AS0106_F0.docxF0	<i>Rev</i> F0	<i>Data</i> 20/06/2011

RICONOSCIMENTO COMPONENTI TONALI

Al fine di individuare la presenza di Componenti Tonalì (CT) nel rumore, si effettua un'analisi spettrale per bande normalizzate di 1/3 di ottava. Si considerano esclusivamente le CT aventi carattere stazionario nel tempo ed in frequenza.

L'analisi è stata svolta nell'intervallo di frequenza compreso tra 20 Hz e 20 KHz.

Si è in presenza di una CT se il livello minimo di una banda supera i livelli minimi delle bande adiacenti per almeno 5 dB.



SOGLIE PENALIZZAZIONE	
Persistenza BF	5%
Persistenza AF	5%
TONALI [Hz]	PERSIST [%]
Freq: 125	0.1
Freq: 160	0.0
Freq: 200	0.1
Freq: 250	0.1
Freq: 315	0.1
Freq: 400	0.1
Freq: 500	0.2
Freq: 630	0.1
Freq: 800	0.1

		Ponte sullo Stretto di Messina PROGETTO DEFINITIVO		
MONITORAGGIO EMISSIONI DI RUMORE PER LA MAPPATURA DI CLIMA ACUSTICO VOL.2/2	<i>Codice documento</i> AS0106_F0.docxF0	<i>Rev</i> F0	<i>Data</i> 20/06/2011	

Freq: 1 k	0.1
Freq: 1.25 k	0.1
Freq: 1.6 k	0.0
Freq: 2.5 k	0.0
Freq: 3.15 k	0.0
PENALIZZAZIONI	
Penalizzazione BF: No	
Penalizzazione AF: No	

		Ponte sullo Stretto di Messina PROGETTO DEFINITIVO	
MONITORAGGIO EMISSIONI DI RUMORE PER LA MAPPATURA DI CLIMA ACUSTICO VOL.2/2	<i>Codice documento</i> AS0106_F0.docxF0	<i>Rev</i> F0	<i>Data</i> 20/06/2011

TIME ISTORY COMPONENTI TONALI

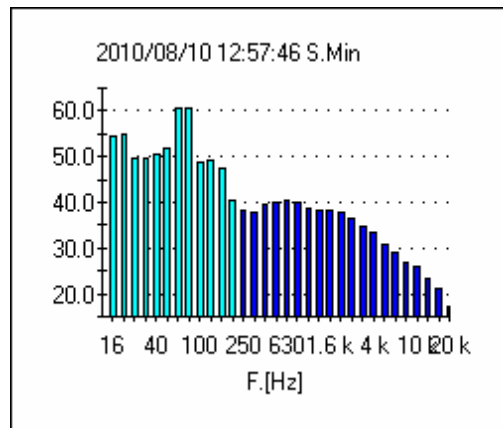
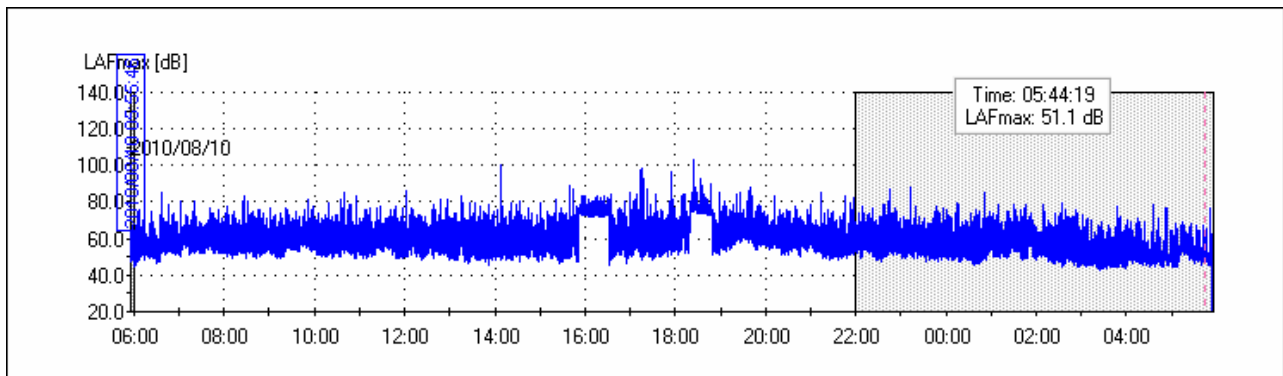
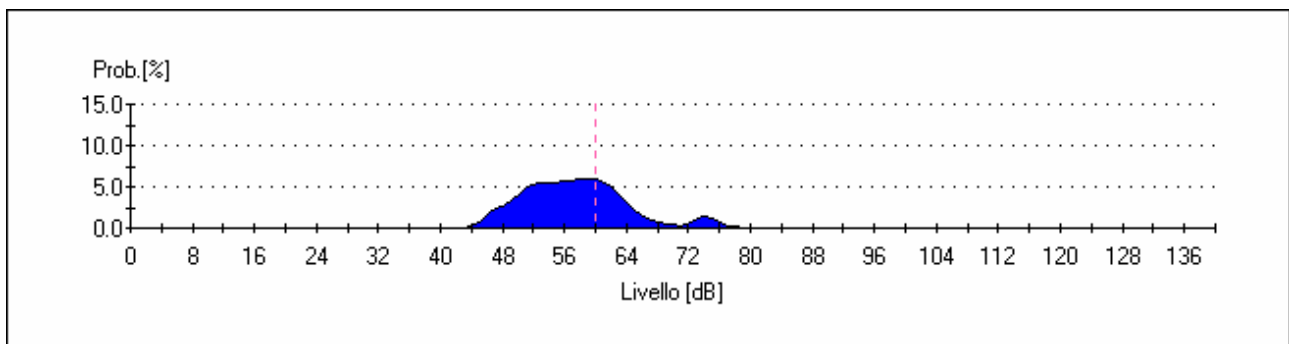


GRAFICO DEL CLIMA ACUSTICO GIORNALIERO



DISTRIBUTIVA



		Ponte sullo Stretto di Messina PROGETTO DEFINITIVO	
MONITORAGGIO EMISSIONI DI RUMORE PER LA MAPPATURA DI CLIMA ACUSTICO VOL.2/2	<i>Codice documento</i> AS0106_F0.docxF0	<i>Rev</i> F0	<i>Data</i> 20/06/2011

CUMULATIVA

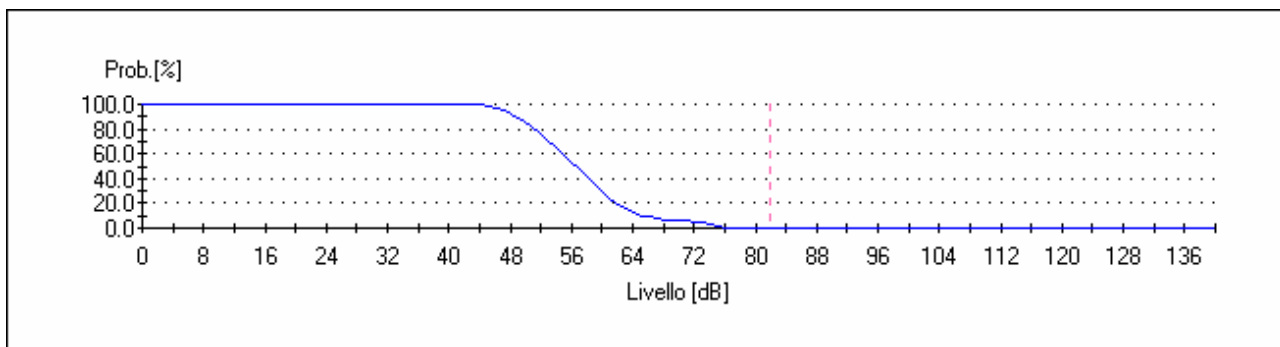
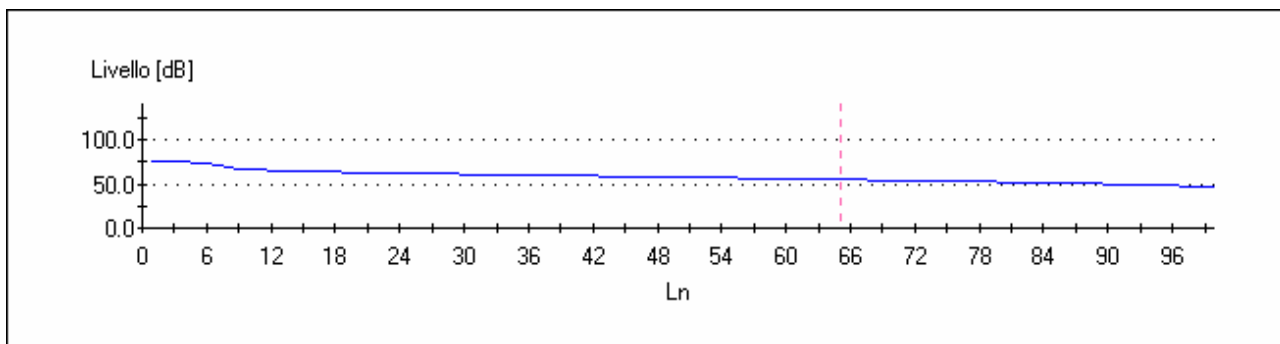


GRAFICO PERCENTILI



Livelli statistici L1, L5, L10, L50, L90, L95, L99; nelle 24 ore

Percentile	Leq.[dB]
0	76.0
1	76.0
2	75.0
3	74.5
4	74.0
5	73.0
6	71.0

7	69.0
8	67.0
9	66.5
10	66.0
11	65.5
12	65.0
13	64.7
14	64.3
15	64.0
16	63.8
17	63.5
18	63.3
19	63.0
20	62.8
21	62.6
22	62.4
23	62.2
24	62.0
25	61.8
26	61.6
27	61.4
28	61.2
29	61.0
30	60.8
31	60.7
32	60.5
33	60.3
34	60.2
35	60.0
36	59.8
37	59.7
38	59.5

39	59.3
40	59.2
41	59.0
42	58.8
43	58.7
44	58.5
45	58.3
46	58.2
47	58.0
48	57.8
49	57.7
50	57.5
51	57.3
52	57.2
53	57.0
54	56.8
55	56.6
56	56.4
57	56.2
58	56.0
59	55.8
60	55.7
61	55.5
62	55.3
63	55.2
64	55.0
65	54.8
66	54.6
67	54.4
68	54.2
69	54.0
70	53.8

71	53.7
72	53.5
73	53.3
74	53.2
75	53.0
76	52.8
77	52.6
78	52.4
79	52.2
80	52.0
81	51.8
82	51.6
83	51.4
84	51.2
85	51.0
86	50.8
87	50.5
88	50.3
89	50.0
90	49.7
91	49.3
92	49.0
93	48.7
94	48.3
95	48.0
96	47.5
97	47.0
98	46.5
99	46.0

		Ponte sullo Stretto di Messina PROGETTO DEFINITIVO	
MONITORAGGIO EMISSIONI DI RUMORE PER LA MAPPATURA DI CLIMA ACUSTICO VOL.2/2	<i>Codice documento</i> AS0106_F0.docxF0	<i>Rev</i> F0	<i>Data</i> 20/06/2011

LIVELLI PERCENTILI DIURNI

Percentile	Leq.[dB]
0	77.0
1	77.0
2	76.0
3	75.5
4	75.0
5	74.5
6	74.0
7	73.0
8	72.0
9	70.0
10	68.0
11	67.5
12	67.0
13	66.0
14	65.7
15	65.3
16	65.0
17	64.7
18	64.3
19	64.0
20	63.8
21	63.6
22	63.4
23	63.2
24	63.0
25	62.8
26	62.7
27	62.5
28	62.3

29	62.2
30	62.0
31	61.9
32	61.7
33	61.6
34	61.4
35	61.3
36	61.1
37	61.0
38	60.8
39	60.7
40	60.5
41	60.3
42	60.2
43	60.0
44	59.9
45	59.7
46	59.6
47	59.4
48	59.3
49	59.1
50	59.0
51	58.8
52	58.7
53	58.5
54	58.3
55	58.2
56	58.0
57	57.9
58	57.7
59	57.6
60	57.4

61	57.3
62	57.1
63	57.0
64	56.8
65	56.7
66	56.5
67	56.3
68	56.2
69	56.0
70	55.8
71	55.7
72	55.5
73	55.3
74	55.2
75	55.0
76	54.8
77	54.7
78	54.5
79	54.3
80	54.2
81	54.0
82	53.8
83	53.6
84	53.4
85	53.2
86	53.0
87	52.8
88	52.5
89	52.3
90	52.0
91	51.8
92	51.5

		Ponte sullo Stretto di Messina PROGETTO DEFINITIVO	
MONITORAGGIO EMISSIONI DI RUMORE PER LA MAPPATURA DI CLIMA ACUSTICO VOL.2/2	<i>Codice documento</i> AS0106_F0.docxF0	<i>Rev</i> F0	<i>Data</i> 20/06/2011

93	51.3
94	51.0
95	50.7
96	50.3
97	50.0
98	49.0
99	48.0

LIVELLI PERCENTILI NOTTURNI

Percentile	Leq.[dB]
0	69.0
1	69.0
2	67.0
3	66.0
4	65.0
5	64.0
6	63.7
7	63.3
8	63.0
9	62.5
10	62.0
11	61.8
12	61.5
13	61.3
14	61.0
15	60.8
16	60.6
17	60.4
18	60.2
19	60.0
20	59.8

21	59.5
22	59.3
23	59.0
24	58.8
25	58.6
26	58.4
27	58.2
28	58.0
29	57.8
30	57.6
31	57.4
32	57.2
33	57.0
34	56.8
35	56.5
36	56.3
37	56.0
38	55.8
39	55.6
40	55.4
41	55.2
42	55.0
43	54.8
44	54.6
45	54.4
46	54.2
47	54.0
48	53.8
49	53.7
50	53.5
51	53.3
52	53.2

53	53.0
54	52.8
55	52.7
56	52.5
57	52.3
58	52.2
59	52.0
60	51.9
61	51.7
62	51.6
63	51.4
64	51.3
65	51.1
66	51.0
67	50.9
68	50.7
69	50.6
70	50.4
71	50.3
72	50.1
73	50.0
74	49.9
75	49.7
76	49.6
77	49.4
78	49.3
79	49.1
80	49.0
81	48.8
82	48.7
83	48.5
84	48.3

85	48.2
86	48.0
87	47.8
88	47.7
89	47.5
90	47.3
91	47.2
92	47.0
93	46.8
94	46.6
95	46.4
96	46.2
97	46.0
98	45.5
99	45.0

		Ponte sullo Stretto di Messina PROGETTO DEFINITIVO	
MONITORAGGIO EMISSIONI DI RUMORE PER LA MAPPATURA DI CLIMA ACUSTICO VOL.2/2	<i>Codice documento</i> AS0106_F0.docxF0	<i>Rev</i> F0	<i>Data</i> 20/06/2011

LIVELLI DI IMPULS- FAST E SLOW MAX NELLE 24 ORE		
LAIp [dB]	LASp [dB]	LAFp [dB]
89.1	79.4	85.1
101	97.3	100.4
106.5	95.2	102.9
96	86	92.7
89.5	85.3	88.3
79	76.8	78.2
106.5	97.3	102.9

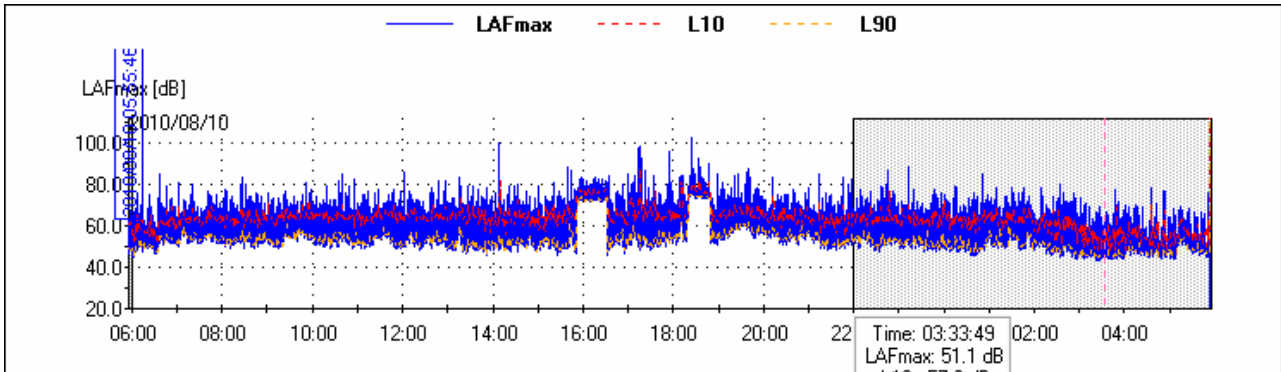
LIVELLI di Impuls – fast – slow massimi nelle 16 ore diurne

LIVELLI DI IMPULS- FAST E SLOW MAX DIURNI		
LAIp [dB]	LASp [dB]	LAFp [dB]
89.1	79.4	85.1
101	97.3	100.4
106.5	95.2	102.9
96	86	92.7
106.5	97.3	102.9

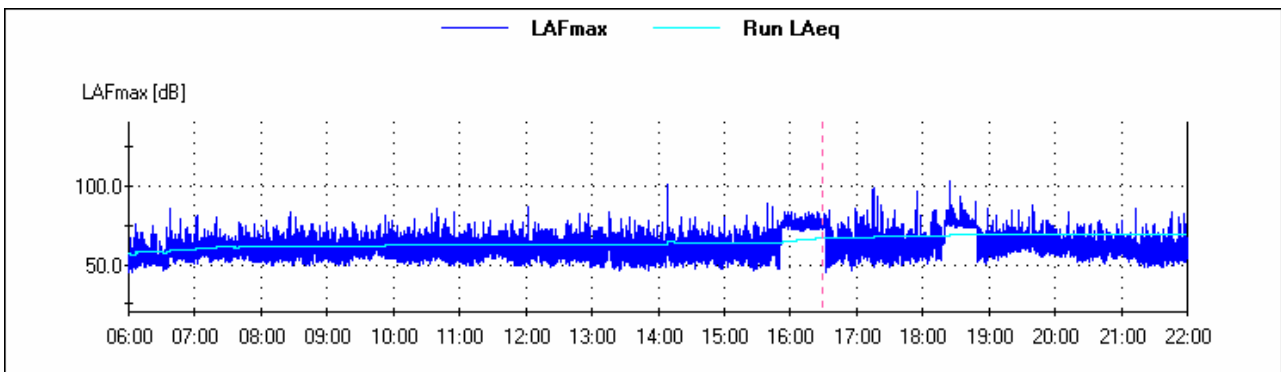
LIVELLI di Impuls – fast – slow massimi nelle 8 ore notturni

LIVELLI DI IMPULS- FAST E SLOW MAX NOTTURNI		
LAIp [dB]	LASp [dB]	LAFp [dB]
79.7	76.1	79
89.5	85.3	88.3
79	76.8	78.2
89.5	85.3	88.3

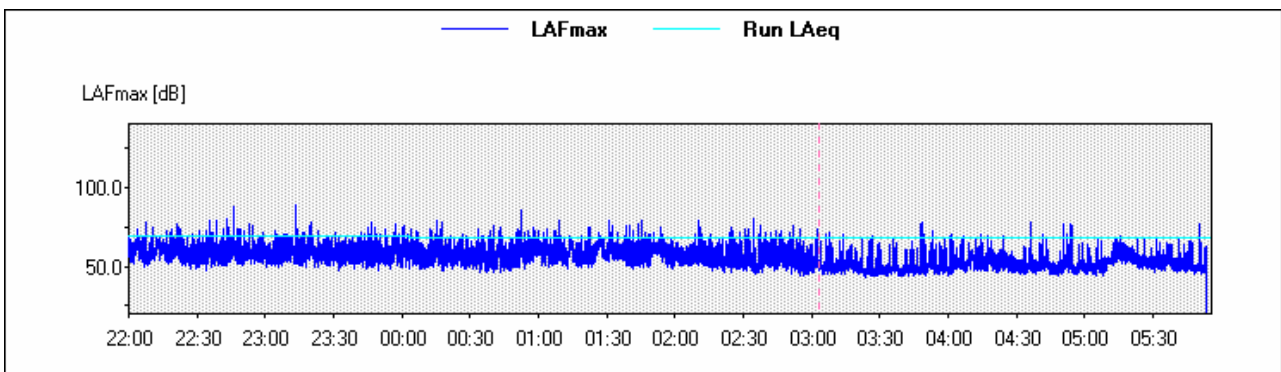
TIME HISTORY L10 – L90



RUNNING Leq DIURNO

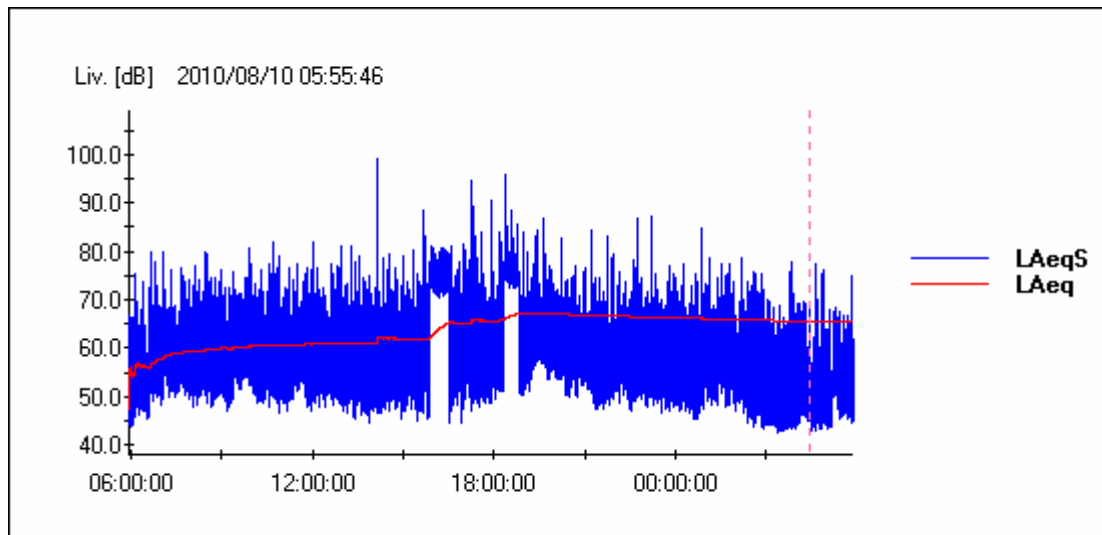


RUNNING Leq NOTTURNO

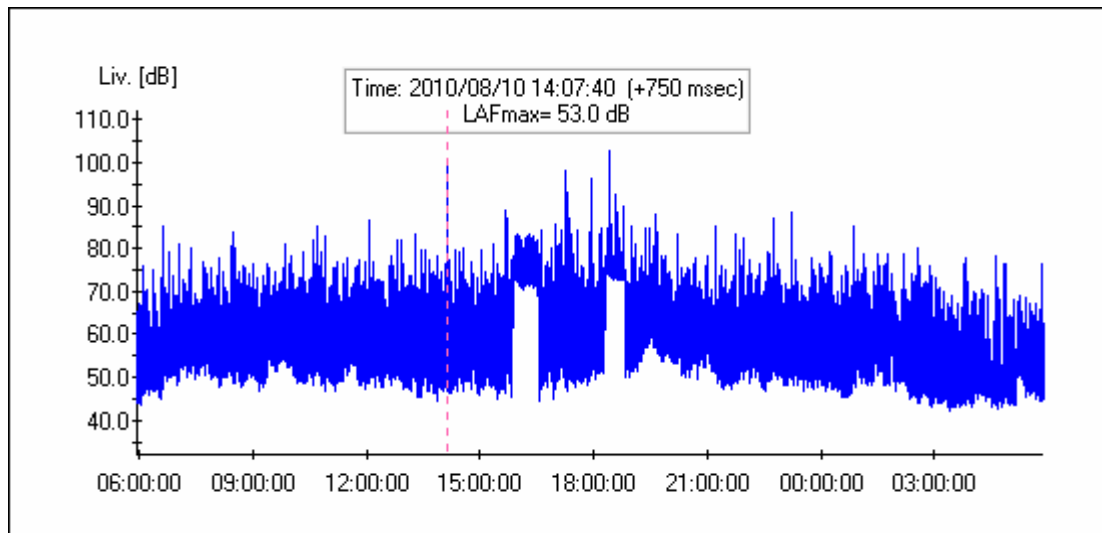


		Ponte sullo Stretto di Messina PROGETTO DEFINITIVO		
MONITORAGGIO EMISSIONI DI RUMORE PER LA MAPPATURA DI CLIMA ACUSTICO VOL.2/2	<i>Codice documento</i> AS0106_F0.docxF0	<i>Rev</i> F0	<i>Data</i> 20/06/2011	

LA TIME HISTORY LIVELLO EQUIVALENTE PONDERATO "A"



LA TIME HISTORY LIVELLO PRESSIONE SONORA PONDERATA "A"



		Ponte sullo Stretto di Messina PROGETTO DEFINITIVO	
MONITORAGGIO EMISSIONI DI RUMORE PER LA MAPPATURA DI CLIMA ACUSTICO VOL.2/2	<i>Codice documento</i> AS0106_F0.docxF0	<i>Rev</i> F0	<i>Data</i> 20/06/2011

R2 - MISURE DI 24 ORE CON POSTAZIONE SEMI-FISSE		
Punto	Ricettore R_TRIV3_S	Indirizzo TRIVELLE
Descrizione del punto di misura/ricettore		
<p><i>L'asta estensibile con il microfono posto all'altezza di mt. 4,00 dal piano di campagna è stata collocata nel giardino interno alla proprietà privata ad una distanza di mt 1 dal prospetto del fabbricato</i></p>		

Caratterizzazione del punto di misura/ricettore		
Zonizzazione acustica e limiti diurni/notturni		
<input type="checkbox"/>	Classe I	50 / 40 dB(a)
<input type="checkbox"/>	Classe II	55 / 45 dB(a)
<input checked="" type="checkbox"/>	Classe III	60 / 50 dB(a)
<input type="checkbox"/>	Classe IV	65 / 55 dB(a)
<input type="checkbox"/>	Classe V	70 / 60 dB(a)
<input type="checkbox"/>	Classe VI	70 / 70 dB(a)
Caratterizzazione delle sorgenti di rumore		
Tipologia	<input checked="" type="checkbox"/>	Traffico stradale
	<input type="checkbox"/>	Traffico ferroviario
	<input type="checkbox"/>	Cantiere
	<input type="checkbox"/>	Altro
Descrizione		
Strumentazione adottata		
Fonometro modello HD 2110 Classe 1, numero di serie 10060132243, - preamplificatore HD 2110 P, - microfono MK 221, numero di serie 34208 - Calibratore HD 2020 Classe 1 090 29825		

Punto	Ricettore R_TRIV3_S	Indirizzo TRIVELLE
-------	-------------------------------	------------------------------

Sintesi misure (ante e post mascheramenti eventi anomali o sorgenti regolamentate da DPR)

Periodo	TR	Data	L _{AeqTR} [dBA]	K _I [dBA]	K _T [dBA]	K _B [dBA]	L _{AeqTRC} [dBA]	L _{lim} [dBA]
Giorno	6-22h	28/07/10	83.4	0	0		83.4	60
Notte	22-6h	28/07/10	77.5	0	0	0	77.5	50

RISULTATI MISURE

Codice misura	R_TRIV3_S
Data inizio	28/07/2010
Ora inizio	12.20.46
Note	

Parametri		24 ore	Giorno (T _R = 6/22)	Notte (T _R = 22/6)
L _{AeqTR}	[dBA]	82.1	83.4	77.5
L1	[dBA]	95.0	96.0	90.0
L5	[dBA]	88.0	89.0	82.0
L10	[dBA]	83.5	85.0	79.0
L50	[dBA]	65.3	65.7	64.5
L90	[dBA]	56.3	57.5	53.6
L95	[dBA]	54.0	53.3	52.5
L99	[dBA]	52.0	54.0	51.0
L _I max	[dBA]	112.1	111.9	112.1
L _F max	[dBA]	108.4	108.4	108.3
L _S max	[dBA]	103.4	103.4	102.0
K _I	[dBA]	0	0	0
K _T	[dBA]	0	0	0
K _B	[dBA]	0	0	0
L _{AeqTRC}		82.1	83.4	77.5

Note:

		Ponte sullo Stretto di Messina PROGETTO DEFINITIVO		
MONITORAGGIO EMISSIONI DI RUMORE PER LA MAPPATURA DI CLIMA ACUSTICO VOL.2/2		<i>Codice documento</i> AS0106_F0.docxF0	<i>Rev</i> F0	<i>Data</i> 20/06/2011

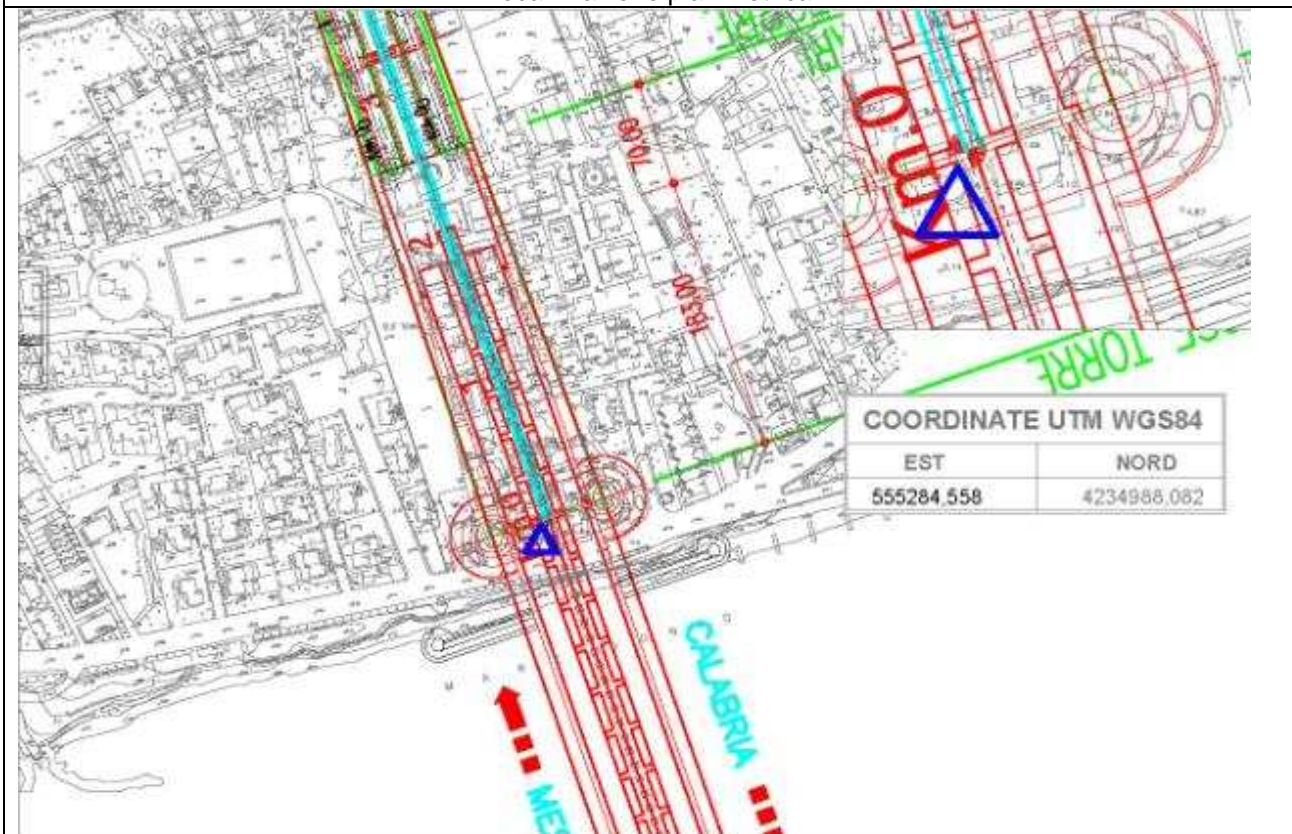
Punto	Ricettore R_TRIV3_S	Indirizzo TRIVELLE
-------	-------------------------------	------------------------------

Sorgente stradale: _____								
	6/9h	9/14h	14/19h	19/22h	Media	22/2h	2/6 h	Media
Veic. Leggeri / 10'	63	88	103	116	92.5	58	17	37.5
Veic. Pesanti / 10'	0	1	1	0	0.5	0	0	0
Motocicli / 10'	19	25	20	17	20.25	19	2	10.5
	6/9h	9/14h	14/19h	19/22h	Media	22/2h	2/6 h	Media
Condizioni cielo	SERENO	SERENO	SERENO	SERENO		SERENO	SERENO	
Temperatura	27	35	36.2	29.4	31.9	21.3	17.6	19.45
Umidità relativa	73	42	48	35	49.5	68	43	55.5
Velocità vento	3.2	3.6	2.6	2.3	2.925	3.1	2.2	2.65
Direzione vento	NW	NW	N	W NW		WNW	N	

Fotografia del punto di misura	
FOTO NON AUTORIZZATA DALLA DITTA	

Punto	Ricettore	Indirizzo
	R_TRIV3_S	TRIVELLE

Localizzazione planimetrica



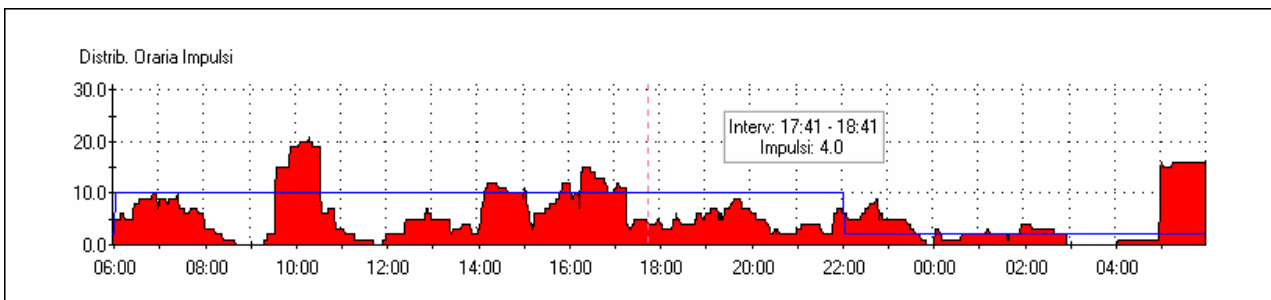
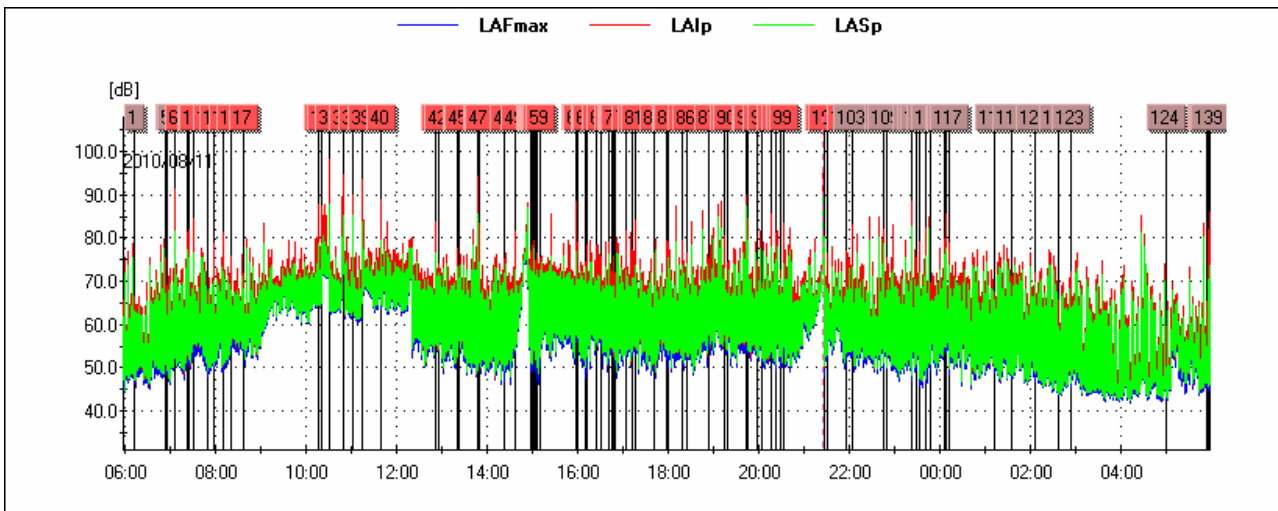
DATA	Tecnico competente: Studio tecnico ing. Giovanni Chiovetta	
	geom. Antonino Campione	Ing. Giovanni Chiovetta

RICONOSCIMENTO COMPONENTI IMPULSIVE

Il rumore presenta Componenti Impulsive (CI) quando sono verificate le condizioni seguenti:

- ripetitività di n° eventi impulsivi (n°10/ora di giorno e n°2/ora di notte);
- differenza tra LAImax e LASmax superiore a 6 dB;
- durata dell'evento a -10 dB dal valore LAFmax inferiore a 1 s.

La ripetitività viene dimostrata mediante registrazione grafica del livello di pressione sonora ponderato A fast effettuata durante il tempo di misura TM.



Lista degli impulsi nelle 24 ore

Ev	Inizio	Durata LAFmax-10dB[s]	LAFmax[dB]	LAImax - LASmax [dB]
1	2010/08/11 06:11:42	0.875	63.3	9.8
2	2010/08/11 06:54:19	0.750	66.5	6.5
3	2010/08/11 06:54:36	0.750	64.9	8.7
4	2010/08/11 06:54:40	0.750	66.4	9.2

5	2010/08/11 06:56:00	0.875	60.4	10.4
6	2010/08/11 07:06:32	0.750	88.5	9.7
7	2010/08/11 07:22:38	0.625	77.9	10.6
8	2010/08/11 07:23:21	0.625	67.9	9.7
9	2010/08/11 07:23:42	1.000	73.9	6.3
10	2010/08/11 07:30:21	1.000	81.9	8.0
11	2010/08/11 07:48:13	1.000	65.6	6.4
12	2010/08/11 07:56:43	0.750	70.3	9.3
13	2010/08/11 07:56:49	0.875	64.2	7.8
14	2010/08/11 07:57:05	0.750	75.6	8.8
15	2010/08/11 08:10:36	0.875	77.9	9.0
16	2010/08/11 08:21:12	0.750	73.1	10.1
17	2010/08/11 08:37:10	0.750	68.6	9.4
18	2010/08/11 10:15:15	0.750	85.7	9.0
19	2010/08/11 10:19:28	0.625	83.8	11.4
20	2010/08/11 10:29:50	0.625	88.3	11.6
21	2010/08/11 10:29:53	0.625	89.3	11.4
22	2010/08/11 10:29:54	0.625	88.4	9.5
23	2010/08/11 10:29:55	0.625	94.8	10.6
24	2010/08/11 10:29:56	0.500	93.0	9.0
25	2010/08/11 10:29:57	0.625	91.9	8.6
26	2010/08/11 10:29:58	0.625	91.7	9.0
27	2010/08/11 10:29:59	1.000	91.8	7.9
28	2010/08/11 10:30:00	0.625	88.9	7.1
29	2010/08/11 10:30:01	1.000	91.4	8.5
30	2010/08/11 10:30:03	1.000	90.1	8.1
31	2010/08/11 10:30:04	0.500	90.4	8.8
32	2010/08/11 10:30:04	0.625	91.0	8.9
33	2010/08/11 10:30:07	0.500	85.8	9.0
34	2010/08/11 10:48:57	1.000	86.7	9.6
35	2010/08/11 10:49:43	1.000	87.4	9.0
36	2010/08/11 10:49:45	0.625	87.5	8.5
37	2010/08/11 10:49:46	0.625	87.4	8.4
38	2010/08/11 11:01:55	0.875	80.8	6.6
39	2010/08/11 11:14:07	0.625	90.6	10.1
40	2010/08/11 11:39:24	0.750	86.3	9.7
41	2010/08/11 12:51:44	0.750	82.9	7.4
42	2010/08/11 12:55:51	0.750	71.8	8.0
43	2010/08/11 13:20:20	0.750	66.5	8.1
44	2010/08/11 13:20:21	0.750	64.6	7.1
45	2010/08/11 13:21:49	0.750	66.9	8.3
46	2010/08/11 13:47:26	0.750	92.0	8.6
47	2010/08/11 13:49:14	0.750	81.0	9.2
48	2010/08/11 14:23:12	0.750	62.0	7.7
49	2010/08/11 14:35:53	1.000	73.9	8.8
50	2010/08/11 14:57:55	1.000	66.6	8.2

51	2010/08/11 15:00:22	0.625	69.5	9.4
52	2010/08/11 15:00:53	0.625	69.3	9.7
53	2010/08/11 15:01:07	0.750	73.5	10.8
54	2010/08/11 15:02:35	0.750	75.1	9.9
55	2010/08/11 15:02:55	0.750	68.1	9.7
56	2010/08/11 15:04:58	0.750	73.4	10.5
57	2010/08/11 15:05:07	1.000	68.1	8.8
58	2010/08/11 15:06:27	0.750	70.6	10.5
59	2010/08/11 15:09:24	0.875	65.2	8.7
60	2010/08/11 15:58:10	0.625	84.5	11.5
61	2010/08/11 15:58:11	0.625	80.7	9.7
62	2010/08/11 16:00:10	0.625	74.7	12.0
63	2010/08/11 16:10:56	0.750	65.1	8.7
64	2010/08/11 16:11:00	0.625	72.6	10.7
65	2010/08/11 16:11:01	0.750	69.2	7.7
66	2010/08/11 16:25:16	0.875	76.4	8.3
67	2010/08/11 16:31:28	0.875	72.4	8.4
68	2010/08/11 16:40:23	1.000	65.1	6.7
69	2010/08/11 16:44:36	1.000	69.4	7.3
70	2010/08/11 16:47:18	0.750	70.0	7.6
71	2010/08/11 16:48:15	1.000	67.5	7.2
72	2010/08/11 17:03:22	0.750	78.6	9.3
73	2010/08/11 17:12:39	0.625	69.5	12.4
74	2010/08/11 17:12:40	0.625	72.1	11.7
75	2010/08/11 17:12:41	0.625	72.4	11.3
76	2010/08/11 17:12:41	0.625	70.5	10.0
77	2010/08/11 17:12:42	0.750	71.0	10.3
78	2010/08/11 17:12:43	0.875	71.5	10.1
79	2010/08/11 17:12:56	0.625	72.7	11.7
80	2010/08/11 17:12:58	0.625	70.0	9.7
81	2010/08/11 17:15:26	0.875	80.5	10.6
82	2010/08/11 17:40:28	0.625	73.1	10.4
83	2010/08/11 17:57:34	0.625	76.6	9.9
84	2010/08/11 18:00:24	0.750	66.4	7.9
85	2010/08/11 18:19:11	0.625	75.7	11.3
86	2010/08/11 18:23:54	0.750	68.4	9.7
87	2010/08/11 18:52:37	0.750	69.6	10.0
88	2010/08/11 19:13:53	0.750	68.1	7.4
89	2010/08/11 19:14:14	0.750	70.3	8.5
90	2010/08/11 19:18:30	0.750	72.2	8.2
91	2010/08/11 19:43:53	0.625	78.5	11.0
92	2010/08/11 19:45:38	0.750	74.2	7.5
93	2010/08/11 19:56:46	0.875	73.5	7.3
94	2010/08/11 20:03:01	0.750	65.8	7.4
95	2010/08/11 20:16:02	0.875	83.9	7.6
96	2010/08/11 20:21:45	1.000	61.4	8.1

97	2010/08/11 20:22:57	0.875	63.5	7.5
98	2010/08/11 20:29:12	0.750	68.9	10.3
99	2010/08/11 20:33:34	0.625	81.2	9.4
100	2010/08/11 21:27:10	0.625	67.7	10.5
101	2010/08/11 21:30:23	0.875	73.3	8.3
102	2010/08/11 21:56:10	1.000	70.3	7.8
103	2010/08/11 22:03:47	0.625	80.4	9.7
104	2010/08/11 22:45:41	0.750	67.1	7.6
105	2010/08/11 22:45:42	0.750	66.5	7.1
106	2010/08/11 22:45:43	0.750	66.7	6.3
107	2010/08/11 22:45:44	0.750	67.8	7.8
108	2010/08/11 22:45:44	0.625	68.6	8.6
109	2010/08/11 22:50:07	0.875	73.0	9.0
110	2010/08/11 23:22:21	0.875	87.4	6.6
111	2010/08/11 23:27:52	0.750	72.7	8.9
112	2010/08/11 23:32:02	0.875	77.9	7.2
113	2010/08/11 23:40:13	0.750	66.0	9.5
114	2010/08/11 23:47:13	0.875	61.9	8.2
115	2010/08/12 00:05:53	0.750	70.4	10.1
116	2010/08/12 00:08:18	1.000	83.4	7.5
117	2010/08/12 00:11:33	0.750	75.1	10.6
118	2010/08/12 01:11:15	0.750	63.3	10.2
119	2010/08/12 01:34:07	0.750	64.1	10.9
120	2010/08/12 02:06:15	1.000	64.5	10.1
121	2010/08/12 02:36:33	0.750	61.1	12.3
122	2010/08/12 02:52:51	0.875	65.2	6.3
123	2010/08/12 02:52:59	0.875	70.3	8.3
124	2010/08/12 04:59:56	0.750	56.5	9.4
125	2010/08/12 05:54:10	0.875	60.9	10.0
126	2010/08/12 05:54:29	0.625	72.7	12.1
127	2010/08/12 05:54:40	0.625	67.2	12.7
128	2010/08/12 05:55:05	0.625	62.9	11.0
129	2010/08/12 05:56:01	0.750	71.7	11.2
130	2010/08/12 05:56:11	0.875	73.4	9.8
131	2010/08/12 05:56:18	0.875	66.0	10.9
132	2010/08/12 05:56:21	0.500	74.0	12.0
133	2010/08/12 05:56:22	0.625	75.8	11.2
134	2010/08/12 05:56:24	0.625	68.9	11.8
135	2010/08/12 05:56:25	0.875	77.8	11.7
136	2010/08/12 05:56:41	0.500	66.9	12.2
137	2010/08/12 05:56:48	0.625	82.2	12.4
138	2010/08/12 05:56:53	0.625	60.5	15.6
139	2010/08/12 05:57:24	0.875	68.4	8.9

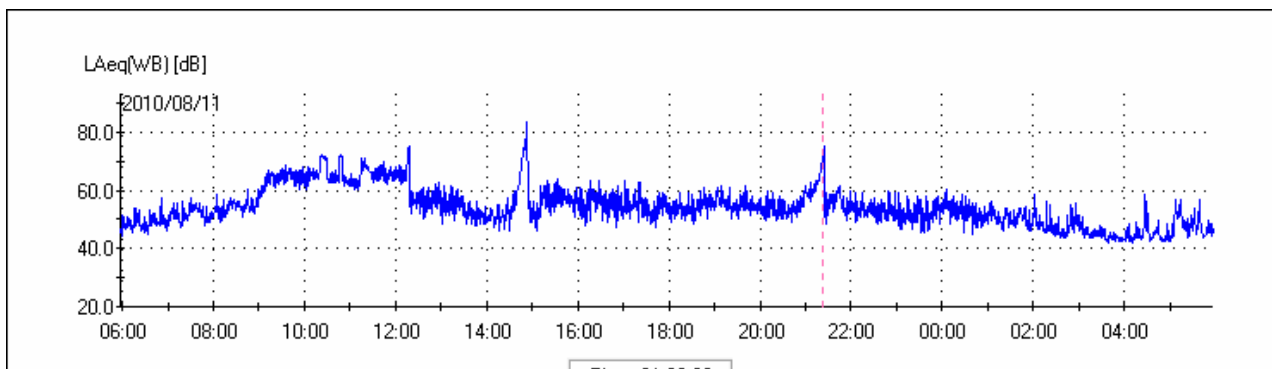
		Ponte sullo Stretto di Messina PROGETTO DEFINITIVO	
MONITORAGGIO EMISSIONI DI RUMORE PER LA MAPPATURA DI CLIMA ACUSTICO VOL.2/2	<i>Codice documento</i> AS0106_F0.docxF0	<i>Rev</i> F0	<i>Data</i> 20/06/2011

RICONOSCIMENTO COMPONENTI TONALI

Al fine di individuare la presenza di Componenti Tonalì (CT) nel rumore, si effettua un'analisi spettrale per bande normalizzate di 1/3 di ottava. Si considerano esclusivamente le CT aventi carattere stazionario nel tempo ed in frequenza.

L'analisi è stata svolta nell'intervallo di frequenza compreso tra 20 Hz e 20 KHz.

Si è in presenza di una CT se il livello minimo di una banda supera i livelli minimi delle bande adiacenti per almeno 5 dB.



SOGLIE PENALIZZAZIONE	
Persistenza BF	5%
Persistenza AF	5%
TONALI [Hz]	PERSIST [%]
Freq: 125	0.0
Freq: 160	0.1
Freq: 200	0.1
Freq: 250	0.2
Freq: 400	0.1
Freq: 630	0.1
Freq: 1 k	0.0
Freq: 3.15 k	0.0

		Ponte sullo Stretto di Messina PROGETTO DEFINITIVO	
MONITORAGGIO EMISSIONI DI RUMORE PER LA MAPPATURA DI CLIMA ACUSTICO VOL.2/2	<i>Codice documento</i> AS0106_F0.docxF0	<i>Rev</i> F0	<i>Data</i> 20/06/2011

PENALIZZAZIONI	
Penalizzazione BF: No	
Penalizzazione AF: No	

TIME HISTORY COMPONENTI TONALI

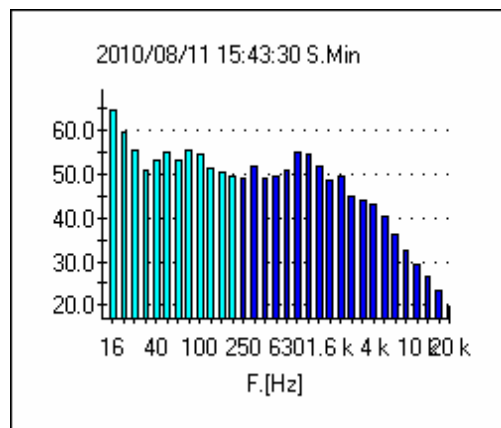
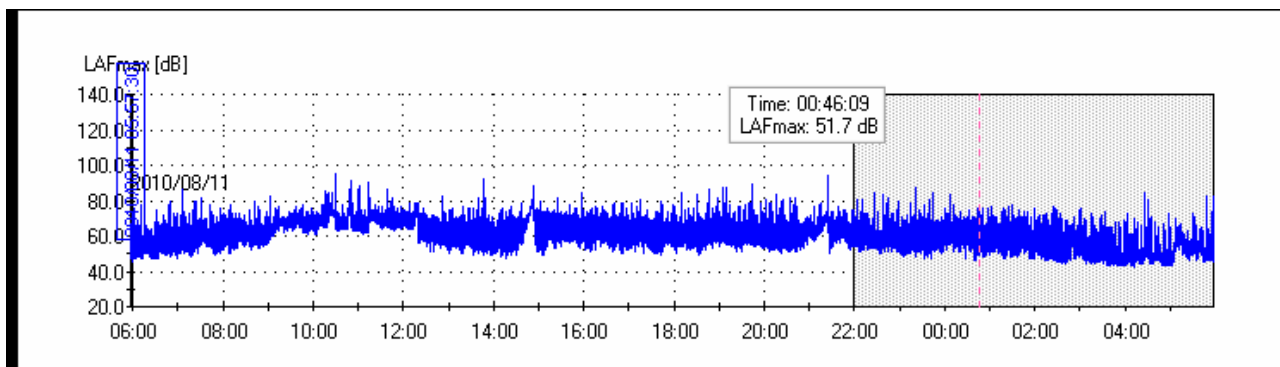
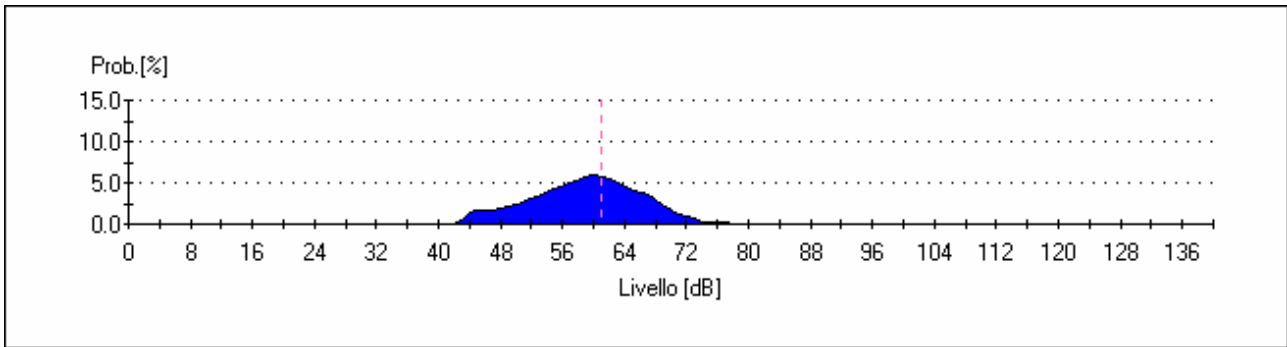


GRAFICO DEL CLIMA ACUSTICO GIORNALIERO



		Ponte sullo Stretto di Messina PROGETTO DEFINITIVO		
MONITORAGGIO EMISSIONI DI RUMORE PER LA MAPPATURA DI CLIMA ACUSTICO VOL.2/2		<i>Codice documento</i> AS0106_F0.docxF0	<i>Rev</i> F0	<i>Data</i> 20/06/2011

DISTRIBUTIVA



CUMULATIVA

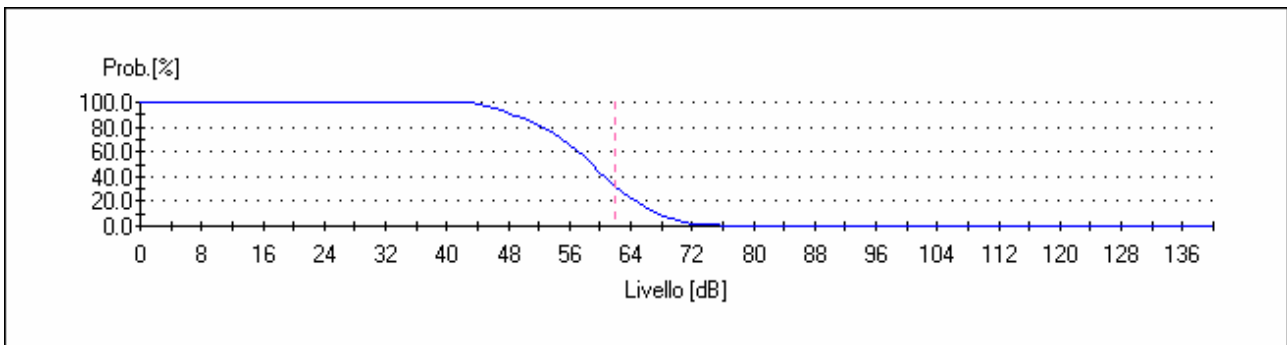
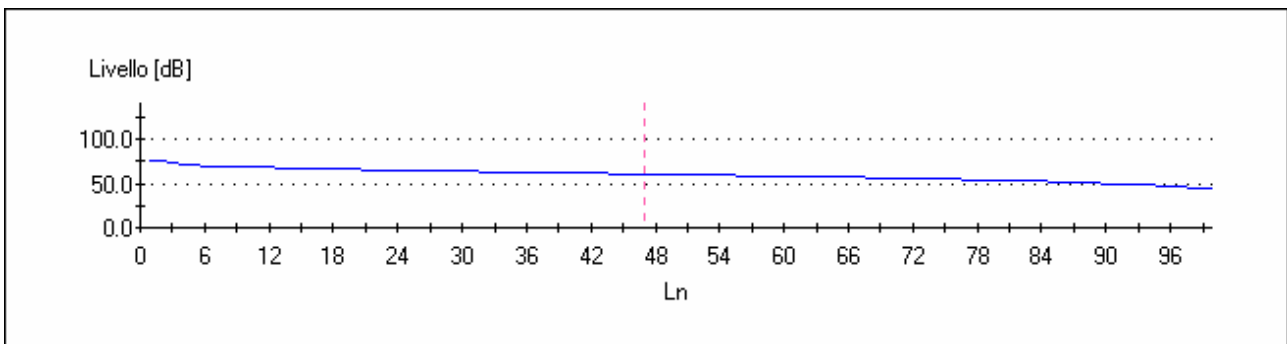


GRAFICO PERCENTILI



		Ponte sullo Stretto di Messina PROGETTO DEFINITIVO	
MONITORAGGIO EMISSIONI DI RUMORE PER LA MAPPATURA DI CLIMA ACUSTICO VOL.2/2	<i>Codice documento</i> AS0106_F0.docxF0	<i>Rev</i> F0	<i>Data</i> 20/06/2011

Livelli statistici L1, L5, L10, L50, L90, L95, L99; nelle 24 ore

Percentile	Leq.[dB]
0	75.0
1	75.0
2	73.0
3	72.0
4	71.0
5	70.0
6	69.7
7	69.3
8	69.0
9	68.7
10	68.3
11	68.0
12	67.7
13	67.3
14	67.0
15	66.8
16	66.5
17	66.3
18	66.0
19	65.8
20	65.5
21	65.3
22	65.0
23	64.8
24	64.6
25	64.4
26	64.2
27	64.0
28	63.8
29	63.6

30	63.4
31	63.2
32	63.0
33	62.8
34	62.6
35	62.4
36	62.2
37	62.0
38	61.8
39	61.7
40	61.5
41	61.3
42	61.2
43	61.0
44	60.8
45	60.7
46	60.5
47	60.3
48	60.2
49	60.0
50	59.8
51	59.6
52	59.4
53	59.2
54	59.0
55	58.8
56	58.7
57	58.5
58	58.3
59	58.2
60	58.0
61	57.8

62	57.6
63	57.4
64	57.2
65	57.0
66	56.8
67	56.5
68	56.3
69	56.0
70	55.8
71	55.6
72	55.4
73	55.2
74	55.0
75	54.7
76	54.3
77	54.0
78	53.8
79	53.5
80	53.3
81	53.0
82	52.7
83	52.3
84	52.0
85	51.5
86	51.0
87	50.7
88	50.3
89	50.0
90	49.5
91	49.0
92	48.5
93	48.0

		Ponte sullo Stretto di Messina PROGETTO DEFINITIVO		
MONITORAGGIO EMISSIONI DI RUMORE PER LA MAPPATURA DI CLIMA ACUSTICO VOL.2/2		<i>Codice documento</i> AS0106_F0.docxF0	<i>Rev</i> F0	<i>Data</i> 20/06/2011

94	47.0
95	46.5
96	46.0
97	45.5
98	45.0
99	44.0

LIVELLI PERCENTILI DIURNI

Percentile	Leq.[dB]
0	76.0
1	76.0
2	74.0
3	73.0
4	72.0
5	71.5
6	71.0
7	70.5
8	70.0
9	69.7
10	69.3
11	69.0
12	68.8
13	68.5
14	68.3
15	68.0
16	67.8
17	67.6
18	67.4
19	67.2
20	67.0
21	66.8

22	66.7
23	66.5
24	66.3
25	66.2
26	66.0
27	65.8
28	65.6
29	65.4
30	65.2
31	65.0
32	64.8
33	64.7
34	64.5
35	64.3
36	64.2
37	64.0
38	63.8
39	63.7
40	63.5
41	63.3
42	63.2
43	63.0
44	62.9
45	62.7
46	62.6
47	62.4
48	62.3
49	62.1
50	62.0
51	61.8
52	61.7
53	61.5

54	61.3
55	61.2
56	61.0
57	60.9
58	60.7
59	60.6
60	60.4
61	60.3
62	60.1
63	60.0
64	59.8
65	59.7
66	59.5
67	59.3
68	59.2
69	59.0
70	58.8
71	58.6
72	58.4
73	58.2
74	58.0
75	57.8
76	57.6
77	57.4
78	57.2
79	57.0
80	56.8
81	56.5
82	56.3
83	56.0
84	55.8
85	55.5

		Ponte sullo Stretto di Messina PROGETTO DEFINITIVO	
MONITORAGGIO EMISSIONI DI RUMORE PER LA MAPPATURA DI CLIMA ACUSTICO VOL.2/2	<i>Codice documento</i> AS0106_F0.docxF0	<i>Rev</i> F0	<i>Data</i> 20/06/2011

86	55.3
87	55.0
88	54.7
89	54.3
90	54.0
91	53.7
92	53.3
93	53.0
94	52.5
95	52.0
96	51.5
97	51.0
98	50.0
99	49.0

LIVELLI PERCENTILI NOTTURNI

Percentile	Leq.[dB]
0	69.0
1	69.0
2	67.0
3	66.0
4	65.0
5	64.5
6	64.0
7	63.5
8	63.0
9	62.8
10	62.5
11	62.3
12	62.0
13	61.8

14	61.5
15	61.3
16	61.0
17	60.8
18	60.6
19	60.4
20	60.2
21	60.0
22	59.8
23	59.6
24	59.4
25	59.2
26	59.0
27	58.8
28	58.7
29	58.5
30	58.3
31	58.2
32	58.0
33	57.8
34	57.6
35	57.4
36	57.2
37	57.0
38	56.8
39	56.6
40	56.4
41	56.2
42	56.0
43	55.8
44	55.6
45	55.4

46	55.2
47	55.0
48	54.8
49	54.6
50	54.4
51	54.2
52	54.0
53	53.8
54	53.6
55	53.4
56	53.2
57	53.0
58	52.8
59	52.5
60	52.3
61	52.0
62	51.8
63	51.6
64	51.4
65	51.2
66	51.0
67	50.8
68	50.5
69	50.3
70	50.0
71	49.8
72	49.6
73	49.4
74	49.2
75	49.0
76	48.8
77	48.5

		Ponte sullo Stretto di Messina PROGETTO DEFINITIVO	
MONITORAGGIO EMISSIONI DI RUMORE PER LA MAPPATURA DI CLIMA ACUSTICO VOL.2/2	<i>Codice documento</i> AS0106_F0.docxF0	<i>Rev</i> F0	<i>Data</i> 20/06/2011

78	48.3
79	48.0
80	47.8
81	47.6
82	47.4
83	47.2
84	47.0
85	46.8
86	46.6
87	46.4
88	46.2
89	46.0
90	45.8
91	45.6
92	45.4
93	45.2
94	45.0
95	44.8
96	44.5
97	44.3
98	44.0
99	43.0

		Ponte sullo Stretto di Messina PROGETTO DEFINITIVO	
MONITORAGGIO EMISSIONI DI RUMORE PER LA MAPPATURA DI CLIMA ACUSTICO VOL.2/2		<i>Codice documento</i> AS0106_F0.docxF0	<i>Rev</i> F0 <i>Data</i> 20/06/2011

LIVELLI DI IMPULS- FAST E SLOW MAX NELLE 24 ORE		
LAIp [dB]	LASp [dB]	LAFp [dB]
91.3	81.6	88.5
98.4	87.8	94.8
88.3	86.9	87.9
96.1	89.7	94.6
88.6	82.7	87.4
86.1	81.4	84.6
98.4	89.7	94.8

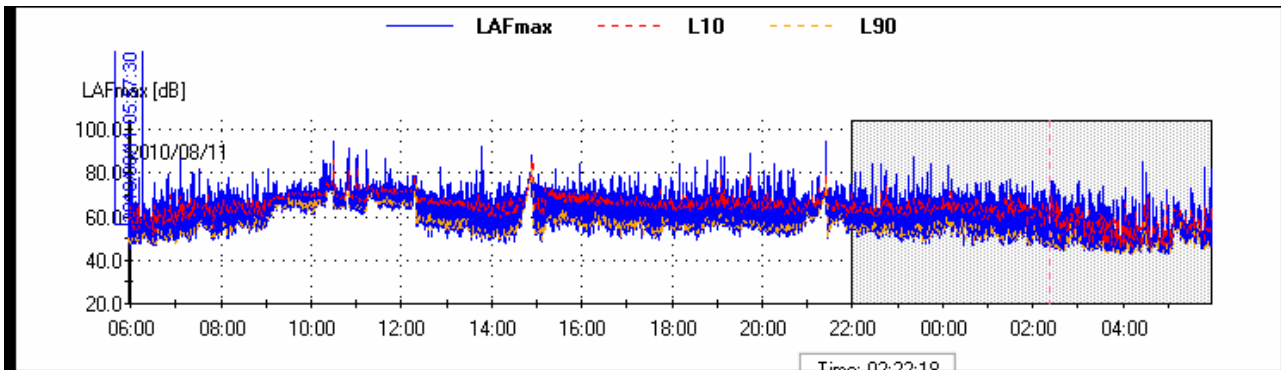
LIVELLI di Impuls – fast – slow massimi nelle 16 ore diurne

LIVELLI DI IMPULS- FAST E SLOW MAX DIURNI		
LAIp [dB]	LASp [dB]	LAFp [dB]
91.3	81.6	88.5
98.4	87.8	94.8
88.3	86.9	87.9
96.1	89.7	94.6
98.4	89.7	94.8

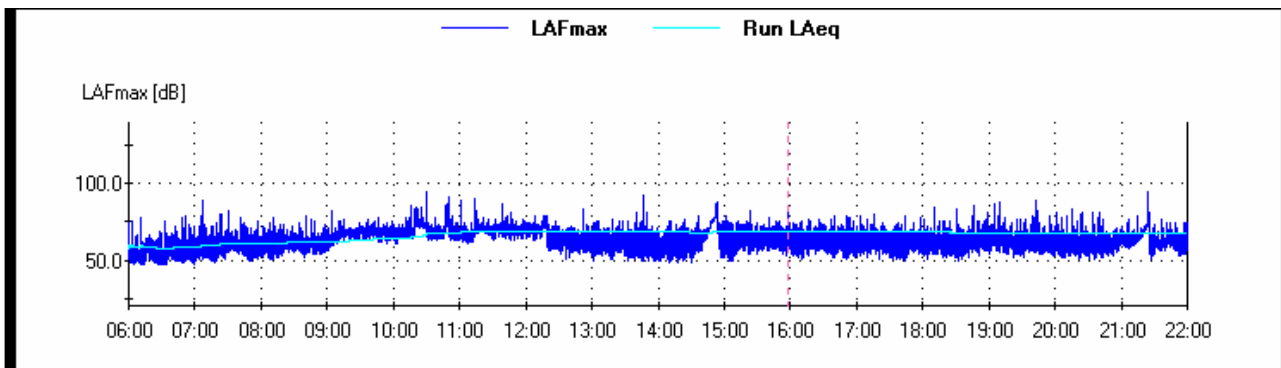
LIVELLI di Impuls – fast – slow massimi nelle 8 ore notturni

LIVELLI DI IMPULS- FAST E SLOW MAX NOTTURNI		
LAIp [dB]	LASp [dB]	LAFp [dB]
85	79.6	84.3
88.6	82.7	87.4
86.1	81.4	84.6
88.6	82.7	87.4

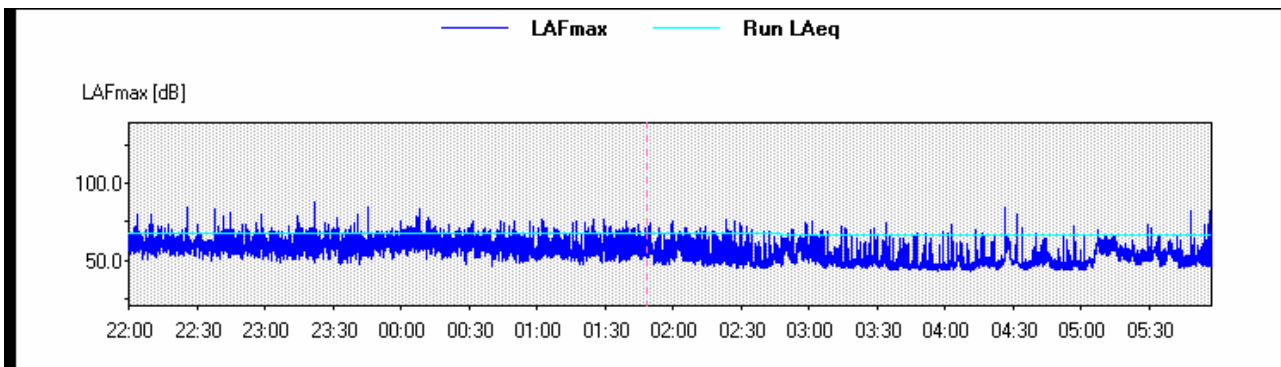
TIME HISTORY L10 – L90



RUNNING Leq DIURNO

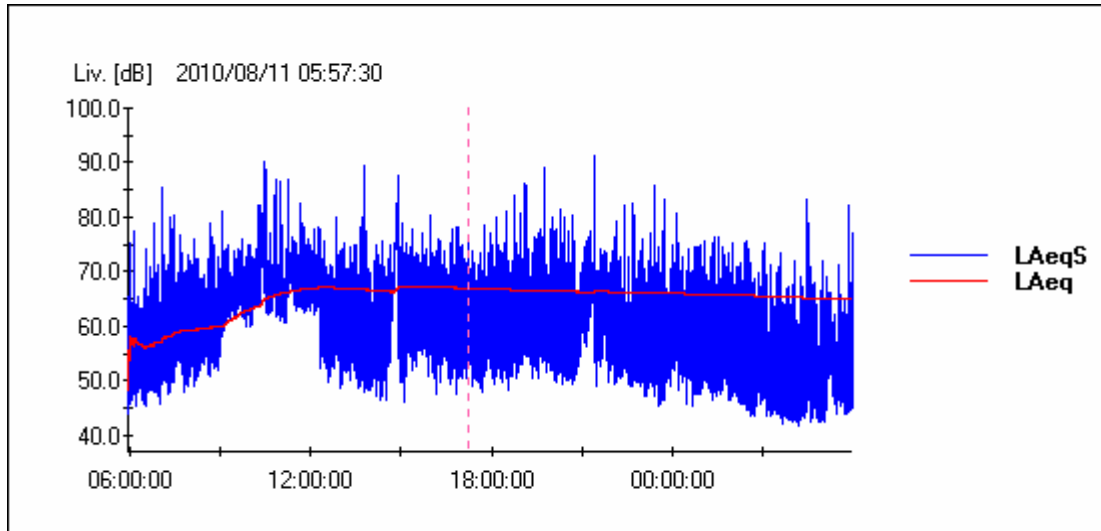


RUNNING Leq NOTTURNO

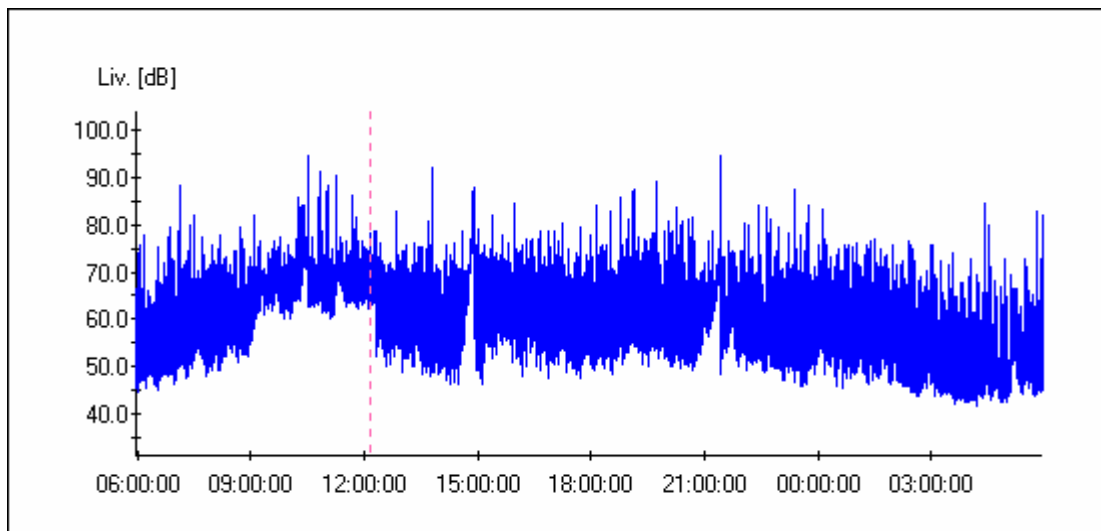


		Ponte sullo Stretto di Messina PROGETTO DEFINITIVO		
MONITORAGGIO EMISSIONI DI RUMORE PER LA MAPPATURA DI CLIMA ACUSTICO VOL.2/2	<i>Codice documento</i> AS0106_F0.docxF0	<i>Rev</i> F0	<i>Data</i> 20/06/2011	

LA TIME HISTORY LIVELLO EQUIVALENTE PONDERATO "A"



LA TIME HISTORY LIVELLO PRESSIONE SONORA PONDERATA "A"



		Ponte sullo Stretto di Messina PROGETTO DEFINITIVO	
MONITORAGGIO EMISSIONI DI RUMORE PER LA MAPPATURA DI CLIMA ACUSTICO VOL.2/2	<i>Codice documento</i> AS0106_F0.docxF0	<i>Rev</i> F0	<i>Data</i> 20/06/2011

R2 - MISURE DI 24 ORE CON POSTAZIONE SEMI-FISSE		
Punto	Ricettore R_TRIV4_S	Indirizzo TRIVELLE
Descrizione del punto di misura/ricettore		
<p><i>L'asta estensibile con il microfono posto all'altezza di mt. 4,00 dal piano di campagna è stata collocata sulla carreggiata stradale adiacente il ristorante " il Gitano" ad una distanza di mt 20 dal raggio di azione delle trivelle</i></p>		

Caratterizzazione del punto di misura/ricettore		
Zonizzazione acustica e limiti diurni/notturni		
<input type="checkbox"/>	Classe I	50 / 40 dB(a)
<input type="checkbox"/>	Classe II	55 / 45 dB(a)
<input checked="" type="checkbox"/>	Classe III	60 / 50 dB(a)
<input type="checkbox"/>	Classe IV	65 / 55 dB(a)
<input type="checkbox"/>	Classe V	70 / 60 dB(a)
<input type="checkbox"/>	Classe VI	70 / 70 dB(a)
Caratterizzazione delle sorgenti di rumore		
Tipologia	<input checked="" type="checkbox"/>	Traffico stradale
	<input type="checkbox"/>	Traffico ferroviario
	<input type="checkbox"/>	Cantiere
	<input type="checkbox"/>	Altro
Descrizione		
Strumentazione adottata		
Fonometro modello HD 2110 Classe 1, numero di serie 10060132243, - preamplificatore HD 2110 P, - microfono MK 221, numero di serie 34208 - Calibratore HD 2020 Classe 1 090 29825		

Punto	Ricettore R_TRIV4_S	Indirizzo TRIVELLE
-------	-------------------------------	------------------------------

Sintesi misure (ante e post mascheramenti eventi anomali o sorgenti regolamentate da DPR)

Periodo	TR	Data	L _{AeqTR} [dBA]	K _I [dBA]	K _T [dBA]	K _B [dBA]	L _{AeqTRC} [dBA]	L _{lim} [dBA]
Giorno	6-22h	29/07/10	79.7	0	0		79.7	60
Notte	22-6h	29/07/10	65.7	0	0	0	65.7	50

RISULTATI MISURE

Codice misura	R_TRIV4_S
Data inizio	29/07/2010
Ora inizio	12.48.38
Note	

Parametri		24 ore	Giorno (T _R = 6/22)	Notte (T _R = 22/6)
L _{AeqTR}	[dBA]	78.0	79.7	65.7
L1	[dBA]	91.0	92.0	75.0
L5	[dBA]	81.0	85.0	71.0
L10	[dBA]	75.5	79.0	68.0
L50	[dBA]	62.0	61.7	62.3
L90	[dBA]	55.8	55.7	56.2
L95	[dBA]	55.0	54.8	55.2
L99	[dBA]	53.0	53.0	53.0
L _I max	[dBA]	112.5	112.5	103.8
L _F max	[dBA]	108.5	108.5	99.4
L _S max	[dBA]	104.7	104.7	91.0
K _I	[dBA]	0	0	0
K _T	[dBA]	0	0	0
K _B	[dBA]	0	0	0
L _{AeqTRC}		78.0	79.7	65.7

Note:

		Ponte sullo Stretto di Messina PROGETTO DEFINITIVO		
		MONITORAGGIO EMISSIONI DI RUMORE PER LA MAPPATURA DI CLIMA ACUSTICO VOL.2/2	<i>Codice documento</i> AS0106_F0.docxF0	<i>Rev</i> F0

Punto	Ricettore	Indirizzo
	R_TRIV4_S	TRIVELLE

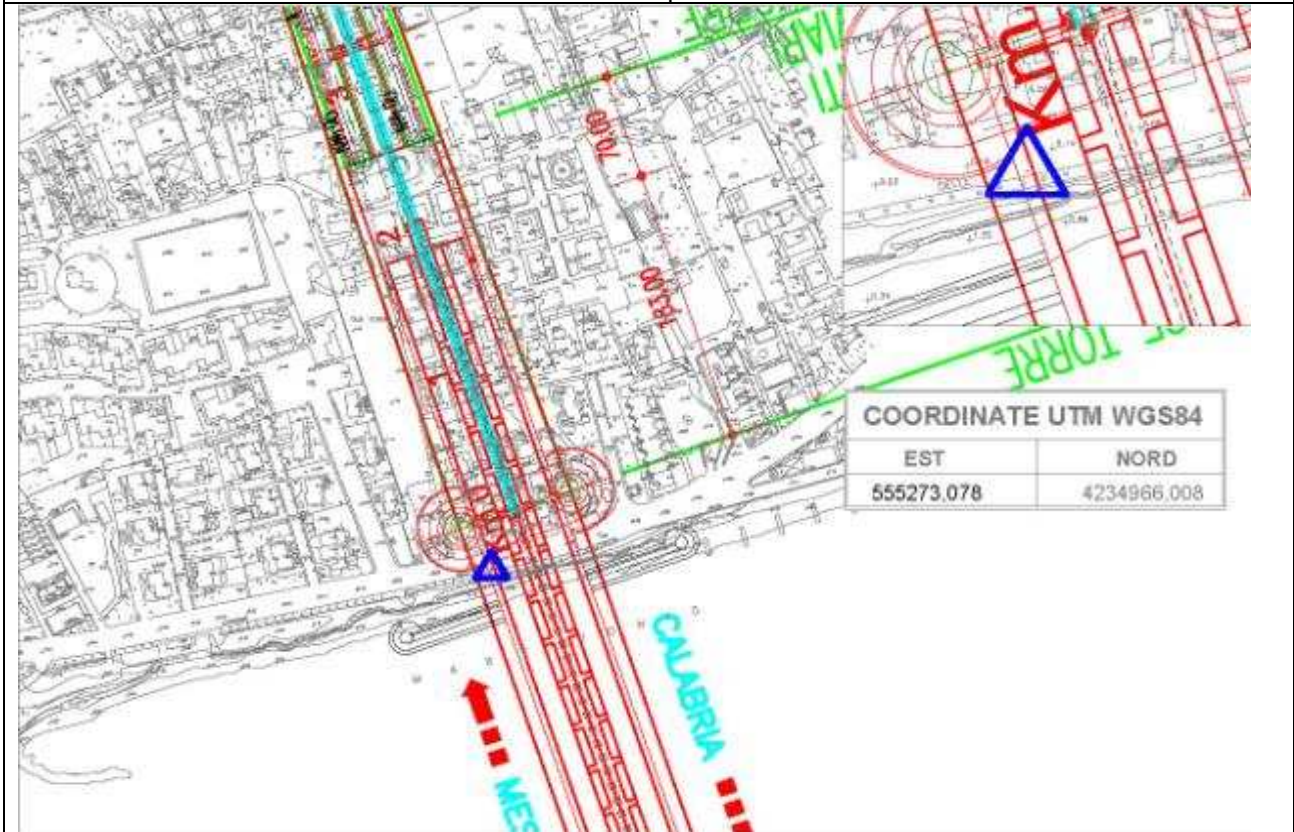
Sorgente stradale: _____								
	6/9h	9/14h	14/19h	19/22h	Media	22/2h	2/6 h	Media
Veic. Leggeri / 10'	22	77	109	95	75.75	65	43	54
Veic. Pesanti / 10'	1	1	1	0	0.75	0	0	0
Motocicli / 10'	12	11	15	17	13.75	12	6	9
	6/9h	9/14h	14/19h	19/22h	Media	22/2h	2/6 h	Media
Condizioni cielo	SERENO	SERENO	SERENO	SERENO		SERENO	SERENO	
Temperatura	23.1	29.4	27	23.4	25.73	18	16.5	17.25
Umidità relativa	72	65	54	66	64.25	72	58	65
Velocità vento	3.2	3.6	2.5	2.1	2.85	2.4	1.8	2.1
Direzione vento	E	E	NE	NE		E NE	E NE	

Fotografia del punto di misura		
		
Punto	Ricettore	Indirizzo

R_TRIV4_S

TRIVELLE

Localizzazione planimetrica



DATA	Tecnico competente: Studio tecnico ing. Giovanni Chiovetta	
	geom. Antonino Campione	Ing. Giovanni Chiovetta

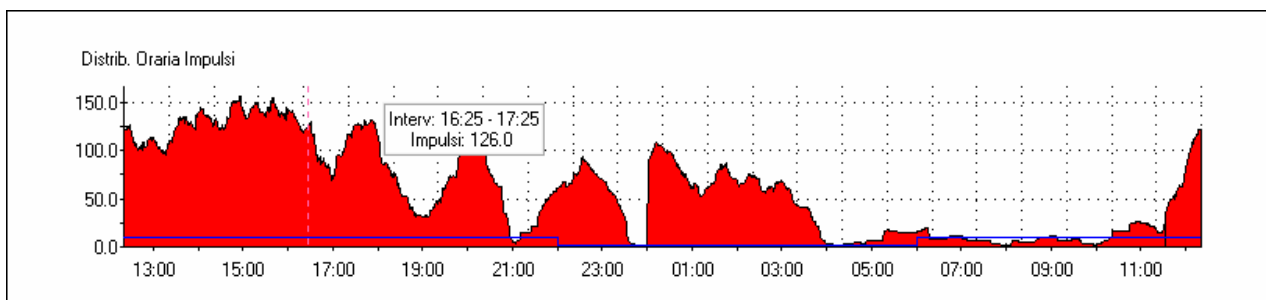
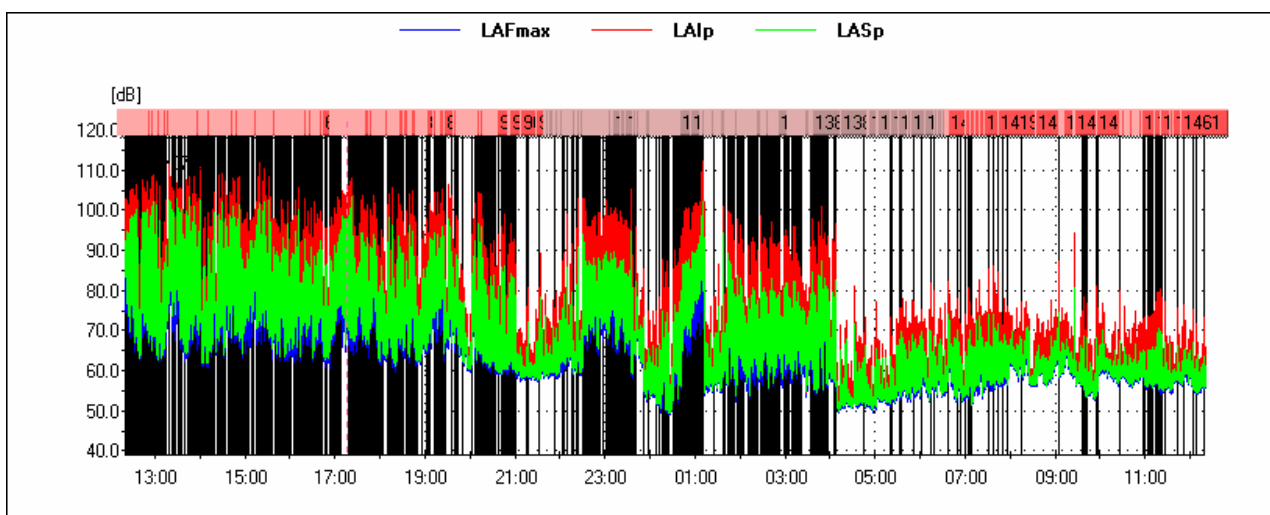
RICONOSCIMENTO COMPONENTI IMPULSIVE

		Ponte sullo Stretto di Messina PROGETTO DEFINITIVO		
MONITORAGGIO EMISSIONI DI RUMORE PER LA MAPPATURA DI CLIMA ACUSTICO VOL.2/2	<i>Codice documento</i> AS0106_F0.docxF0	<i>Rev</i> F0	<i>Data</i> 20/06/2011	

Il rumore presenta Componenti Impulsive (CI) quando sono verificate le condizioni seguenti:

- ripetitività di n° eventi impulsivi (n°10/ora di giorno e n°2/ora di notte);
- differenza tra LAImax e LASmax superiore a 6 dB;
- durata dell'evento a -10 dB dal valore LAFmax inferiore a 1 s.

La ripetitività viene dimostrata mediante registrazione grafica del livello di pressione sonora ponderato A fast effettuata durante il tempo di misura TM.



Lista degli impulsi nelle 24 ore

Ev	Inizio	Durata 10dB[s]	LAFmax-	LAFmax[dB]	LAI _{max} - LAS _{max} [dB]
1	2010/07/28 12:21:51	1.000		94.8	7.3
2	2010/07/28 12:25:54	0.625		90.7	10.6
3	2010/07/28 12:25:59	1.000		92.1	11.1
4	2010/07/28 12:27:49	0.750		84.7	10.5
5	2010/07/28 12:27:51	0.625		91.1	12.2
6	2010/07/28 12:27:52	0.500		95.2	12.9
7	2010/07/28 12:27:54	0.750		88.1	13.3
8	2010/07/28 12:28:00	1.000		102.4	7.7
9	2010/07/28 12:28:55	1.000		103.2	7.9
10	2010/07/28 12:29:32	0.750		92.0	8.6
11	2010/07/28 12:29:54	0.750		96.1	10.8
12	2010/07/28 12:29:57	0.750		93.3	10.5
13	2010/07/28 12:30:38	1.000		94.3	8.9
14	2010/07/28 12:30:47	1.000		96.2	10.0
15	2010/07/28 12:30:48	0.625		96.1	10.2
16	2010/07/28 12:30:54	0.750		97.1	14.0
17	2010/07/28 12:31:03	0.875		100.8	9.4
18	2010/07/28 12:31:32	0.750		96.8	11.6
19	2010/07/28 12:31:53	0.500		94.5	9.2
20	2010/07/28 12:31:54	0.500		93.5	9.4
21	2010/07/28 12:31:55	0.625		98.2	12.8
22	2010/07/28 12:31:59	0.750		87.3	10.3
23	2010/07/28 12:32:45	0.625		84.8	10.9
24	2010/07/28 12:32:46	0.750		90.9	12.8
25	2010/07/28 12:32:48	0.625		90.4	12.5
26	2010/07/28 12:33:14	0.750		82.4	11.3
27	2010/07/28 12:33:39	1.000		80.3	11.1
28	2010/07/28 12:33:57	0.875		77.4	8.5
29	2010/07/28 12:34:00	0.625		85.0	11.7
30	2010/07/28 12:34:11	0.750		78.7	11.7
31	2010/07/28 12:34:47	0.625		89.1	10.7
32	2010/07/28 12:35:46	0.625		87.8	10.5
33	2010/07/28 12:35:47	0.625		95.9	13.1
34	2010/07/28 12:35:48	0.750		95.0	11.8
35	2010/07/28 12:36:23	0.625		91.2	8.4
36	2010/07/28 12:36:48	0.750		80.8	9.0
37	2010/07/28 12:37:06	0.875		87.1	11.6
38	2010/07/28 12:40:00	1.000		83.1	11.2
39	2010/07/28 12:40:57	0.875		79.5	10.1
40	2010/07/28 12:41:03	0.625		81.2	12.4
41	2010/07/28 12:41:06	0.625		85.5	8.8
42	2010/07/28 12:42:32	0.875		86.5	10.3

43	2010/07/28 12:42:59	0.875	90.8	13.0
44	2010/07/28 12:43:47	0.875	86.6	10.3
45	2010/07/28 12:44:27	0.750	100.4	9.0
46	2010/07/28 12:44:31	0.625	91.6	11.5
47	2010/07/28 12:44:37	0.500	97.3	13.7
48	2010/07/28 12:44:41	0.625	96.4	13.2
49	2010/07/28 12:45:16	0.875	94.0	11.7
50	2010/07/28 12:45:23	1.000	93.5	8.3
51	2010/07/28 12:45:48	0.625	96.1	11.5
52	2010/07/28 12:46:18	0.750	93.4	8.6
53	2010/07/28 12:46:19	1.000	88.1	8.8
54	2010/07/28 12:46:36	0.500	95.0	8.2
55	2010/07/28 12:46:42	0.750	97.6	10.6
56	2010/07/28 12:46:45	0.875	92.5	8.3
57	2010/07/28 12:48:37	0.625	87.3	7.3
58	2010/07/28 12:48:38	0.500	92.3	11.9
59	2010/07/28 12:49:42	0.750	97.3	10.2
60	2010/07/28 12:51:31	0.625	96.0	10.1
61	2010/07/28 12:53:18	0.875	83.3	8.8
62	2010/07/28 12:53:55	0.875	94.9	11.1
63	2010/07/28 12:53:56	0.625	94.4	11.4
64	2010/07/28 12:54:39	1.000	101.7	8.3
65	2010/07/28 12:54:41	0.625	91.6	7.5
66	2010/07/28 12:55:17	0.875	102.8	10.6
67	2010/07/28 12:55:40	0.625	93.0	10.8
68	2010/07/28 12:55:43	0.875	91.7	12.1
69	2010/07/28 12:55:44	0.625	91.9	11.5
70	2010/07/28 12:55:51	0.625	90.8	12.2
71	2010/07/28 12:55:57	0.750	86.3	11.6
72	2010/07/28 12:56:22	0.875	78.2	9.6
73	2010/07/28 12:57:05	0.750	94.0	9.4
74	2010/07/28 12:57:41	1.000	85.7	10.0
75	2010/07/28 12:58:34	0.625	83.7	8.0
76	2010/07/28 12:58:36	0.875	79.5	10.0
77	2010/07/28 12:59:12	0.625	87.4	10.2
78	2010/07/28 12:59:13	0.750	86.6	11.0
79	2010/07/28 12:59:15	0.625	95.2	12.4
80	2010/07/28 12:59:19	0.750	83.1	8.6
81	2010/07/28 12:59:26	0.625	87.3	12.2
82	2010/07/28 12:59:30	0.500	87.7	13.0
83	2010/07/28 12:59:41	0.500	92.0	7.8
84	2010/07/28 12:59:50	0.625	88.0	7.2
85	2010/07/28 12:59:55	0.875	93.6	8.7
86	2010/07/28 12:59:58	1.000	84.7	6.9
87	2010/07/28 13:00:15	0.625	84.6	8.4
88	2010/07/28 13:00:29	0.625	87.8	12.1

89	2010/07/28 13:01:24	0.625	94.2	10.1
90	2010/07/28 13:02:43	0.750	81.7	10.9
91	2010/07/28 13:02:46	0.750	83.3	9.5
92	2010/07/28 13:02:56	1.000	82.7	9.2
93	2010/07/28 13:02:58	0.625	87.2	12.3
94	2010/07/28 13:03:00	0.875	85.9	10.8
95	2010/07/28 13:03:01	0.625	87.3	11.5
96	2010/07/28 13:03:02	0.625	87.2	10.5
97	2010/07/28 13:03:35	0.750	81.2	10.5
98	2010/07/28 13:04:54	0.875	86.9	8.8
99	2010/07/28 13:05:16	0.750	85.6	10.9
100	2010/07/28 13:05:23	0.875	86.8	10.4
101	2010/07/28 13:05:40	0.750	85.3	11.8
102	2010/07/28 13:05:41	1.000	86.0	8.9
103	2010/07/28 13:06:32	0.750	93.7	10.9
104	2010/07/28 13:06:35	0.750	94.1	12.9
105	2010/07/28 13:06:37	0.500	93.8	12.4
106	2010/07/28 13:06:46	1.000	100.1	8.7
107	2010/07/28 13:08:24	0.625	80.7	12.8
108	2010/07/28 13:08:45	0.625	79.5	12.8
109	2010/07/28 13:08:47	0.750	84.2	11.3
110	2010/07/28 13:08:50	0.625	79.4	10.1
111	2010/07/28 13:09:08	0.625	81.0	11.0
112	2010/07/28 13:11:10	1.000	84.0	9.9
113	2010/07/28 13:11:13	0.625	81.0	10.6
114	2010/07/28 13:11:17	0.875	87.9	8.5
115	2010/07/28 13:11:51	1.000	88.4	10.2
116	2010/07/28 13:12:05	0.625	90.7	10.4
117	2010/07/28 13:14:33	0.625	99.5	11.2
118	2010/07/28 13:14:36	0.750	94.7	10.3
119	2010/07/28 13:14:44	0.750	92.3	10.4
120	2010/07/28 13:14:56	1.000	87.1	10.9
121	2010/07/28 13:15:07	1.000	80.4	8.8
122	2010/07/28 13:18:42	0.750	97.7	7.5
123	2010/07/28 13:22:45	0.875	85.1	7.6
124	2010/07/28 13:23:54	0.625	94.1	10.3
125	2010/07/28 13:24:28	1.000	92.4	11.0
126	2010/07/28 13:25:52	1.000	86.9	8.6
127	2010/07/28 13:26:02	0.875	88.9	10.2
128	2010/07/28 13:26:06	1.000	90.8	8.5
129	2010/07/28 13:26:40	1.000	92.0	10.8
130	2010/07/28 13:31:01	0.875	89.6	10.5
131	2010/07/28 13:31:37	0.625	99.8	12.3
132	2010/07/28 13:32:44	0.875	97.4	7.1
133	2010/07/28 13:32:54	1.000	90.9	7.2
134	2010/07/28 13:34:45	0.500	91.8	12.2

135	2010/07/28 13:34:47	0.625	93.1	12.7
136	2010/07/28 13:34:49	0.625	90.8	10.7
137	2010/07/28 13:34:49	0.625	90.5	10.1
138	2010/07/28 13:34:53	0.750	93.1	11.5
139	2010/07/28 13:34:54	0.500	93.7	11.7
140	2010/07/28 13:38:58	0.750	85.4	11.3
141	2010/07/28 13:40:20	1.000	81.4	7.2
142	2010/07/28 13:40:21	0.625	83.2	10.4
143	2010/07/28 13:40:23	0.750	79.4	9.5
144	2010/07/28 13:40:31	0.625	83.4	10.0
145	2010/07/28 13:40:43	0.625	82.5	11.3
146	2010/07/28 13:43:00	0.875	97.7	13.2
147	2010/07/28 13:43:04	0.875	91.7	9.1
148	2010/07/28 13:43:06	1.000	89.5	10.4
149	2010/07/28 13:43:42	0.625	90.5	10.9
150	2010/07/28 13:43:45	0.875	86.8	7.4
151	2010/07/28 13:43:46	0.625	87.3	8.9
152	2010/07/28 13:43:50	0.625	98.0	14.0
153	2010/07/28 13:43:57	0.625	98.5	9.8
154	2010/07/28 13:44:12	0.625	90.3	6.3
155	2010/07/28 13:44:14	0.500	95.6	13.2
156	2010/07/28 13:44:49	0.750	89.2	10.4
157	2010/07/28 13:45:03	1.000	92.8	12.0
158	2010/07/28 13:45:08	0.625	91.2	11.6
159	2010/07/28 13:45:30	0.625	86.6	7.4
160	2010/07/28 13:45:54	0.625	97.3	8.1
161	2010/07/28 13:46:39	0.750	90.0	6.5
162	2010/07/28 13:48:43	0.625	91.2	12.0
163	2010/07/28 13:49:11	0.625	87.1	13.2
164	2010/07/28 13:49:33	0.625	94.9	13.2
165	2010/07/28 13:49:34	0.750	92.2	11.6
166	2010/07/28 13:49:52	0.875	93.2	7.0
167	2010/07/28 13:50:03	0.625	95.8	12.6
168	2010/07/28 13:50:04	0.875	97.7	11.4
169	2010/07/28 13:51:22	1.000	90.8	8.3
170	2010/07/28 13:51:38	1.000	88.0	10.2
171	2010/07/28 13:51:39	0.625	90.1	11.2
172	2010/07/28 13:51:40	0.750	90.4	11.1
173	2010/07/28 13:52:05	0.625	93.5	11.4
174	2010/07/28 13:53:16	0.500	98.8	13.8
175	2010/07/28 13:53:18	0.875	98.4	8.5
176	2010/07/28 13:53:42	0.750	90.2	12.9
177	2010/07/28 13:53:54	0.625	94.2	10.0
178	2010/07/28 13:54:23	0.875	93.5	11.6
179	2010/07/28 13:55:04	0.500	92.1	9.9
180	2010/07/28 13:55:05	0.875	93.8	9.7

181	2010/07/28 13:55:20	0.875	100.6	8.0
182	2010/07/28 13:55:32	1.000	79.7	8.1
183	2010/07/28 13:56:07	0.500	89.6	11.7
184	2010/07/28 13:56:19	1.000	86.4	11.5
185	2010/07/28 13:56:42	0.625	90.5	11.7
186	2010/07/28 13:56:43	0.625	87.2	9.7
187	2010/07/28 13:57:44	0.625	92.8	6.4
188	2010/07/28 13:57:45	0.750	87.1	7.5
189	2010/07/28 13:57:46	0.875	90.8	8.1
190	2010/07/28 13:58:15	0.875	96.0	13.2
191	2010/07/28 13:58:57	0.750	95.6	12.6
192	2010/07/28 13:59:00	0.500	97.2	12.8
193	2010/07/28 13:59:04	0.625	95.5	11.6
194	2010/07/28 13:59:05	0.625	97.4	11.7
195	2010/07/28 13:59:24	0.750	98.0	11.4
196	2010/07/28 13:59:27	0.625	98.1	9.7
197	2010/07/28 13:59:38	0.875	98.0	12.6
198	2010/07/28 14:01:30	0.625	92.4	10.4
199	2010/07/28 14:01:33	0.625	90.7	11.5
200	2010/07/28 14:02:44	0.750	78.2	10.2
201	2010/07/28 14:02:52	1.000	78.2	10.6
202	2010/07/28 14:05:18	0.750	82.0	9.7
203	2010/07/28 14:05:32	1.000	87.2	12.4
204	2010/07/28 14:05:50	1.000	83.7	8.2
205	2010/07/28 14:05:59	0.750	93.9	11.9
206	2010/07/28 14:06:12	0.875	84.2	9.3
207	2010/07/28 14:06:31	0.750	89.4	12.3
208	2010/07/28 14:06:34	1.000	91.5	9.5
209	2010/07/28 14:06:51	1.000	87.1	12.2
210	2010/07/28 14:07:04	0.625	90.7	12.8
211	2010/07/28 14:09:51	0.750	76.1	8.9
212	2010/07/28 14:09:52	0.750	75.3	8.5
213	2010/07/28 14:10:41	1.000	85.4	10.3
214	2010/07/28 14:12:10	0.875	91.5	9.6
215	2010/07/28 14:13:33	1.000	80.9	8.3
216	2010/07/28 14:13:34	0.750	78.9	6.2
217	2010/07/28 14:14:40	0.875	81.7	9.6
218	2010/07/28 14:15:06	0.625	84.5	11.2
219	2010/07/28 14:15:10	0.625	91.0	13.5
220	2010/07/28 14:15:17	1.000	86.1	8.3
221	2010/07/28 14:15:27	1.000	82.8	11.0
222	2010/07/28 14:16:12	0.875	87.4	12.3
223	2010/07/28 14:16:13	0.750	84.6	10.0
224	2010/07/28 14:16:17	0.875	89.1	10.7
225	2010/07/28 14:16:33	0.875	87.5	9.1
226	2010/07/28 14:16:37	0.750	94.0	13.2

227	2010/07/28 14:17:41	0.625	93.7	13.3
228	2010/07/28 14:17:45	0.750	91.1	11.6
229	2010/07/28 14:17:55	0.875	87.4	12.4
230	2010/07/28 14:18:41	0.750	88.3	10.4
231	2010/07/28 14:19:22	0.625	93.5	6.7
232	2010/07/28 14:19:25	1.000	85.1	7.4
233	2010/07/28 14:19:48	0.750	90.6	8.4
234	2010/07/28 14:23:04	0.750	83.0	7.7
235	2010/07/28 14:23:12	0.625	84.9	12.4
236	2010/07/28 14:23:14	1.000	79.8	8.6
237	2010/07/28 14:23:17	0.875	80.3	8.9
238	2010/07/28 14:24:30	0.750	81.8	10.3
239	2010/07/28 14:24:41	0.750	79.7	9.8
240	2010/07/28 14:24:46	0.750	79.3	10.0
241	2010/07/28 14:24:53	0.875	80.4	9.0
242	2010/07/28 14:25:15	1.000	83.9	8.8
243	2010/07/28 14:25:20	0.750	90.7	12.4
244	2010/07/28 14:25:35	0.875	82.5	8.7
245	2010/07/28 14:25:46	0.750	90.6	13.1
246	2010/07/28 14:25:50	0.625	88.7	8.7
247	2010/07/28 14:26:04	0.875	106.0	9.4
248	2010/07/28 14:26:35	0.750	93.8	10.6
249	2010/07/28 14:26:36	0.750	94.0	10.8
250	2010/07/28 14:26:37	0.875	94.5	10.1
251	2010/07/28 14:26:43	0.500	94.2	12.1
252	2010/07/28 14:28:06	0.750	88.1	9.7
253	2010/07/28 14:28:09	0.750	85.2	9.3
254	2010/07/28 14:28:24	0.625	84.2	10.8
255	2010/07/28 14:28:29	0.750	84.4	11.3
256	2010/07/28 14:30:32	0.875	80.9	9.2
257	2010/07/28 14:31:11	0.750	92.2	11.2
258	2010/07/28 14:31:41	1.000	77.9	8.1
259	2010/07/28 14:31:44	0.750	78.8	9.5
260	2010/07/28 14:31:45	1.000	76.0	7.7
261	2010/07/28 14:31:53	0.625	80.2	12.5
262	2010/07/28 14:31:56	0.625	82.0	10.5
263	2010/07/28 14:32:12	0.625	77.6	10.6
264	2010/07/28 14:32:13	0.750	86.3	13.3
265	2010/07/28 14:32:41	0.625	88.8	11.8
266	2010/07/28 14:32:43	0.500	87.3	11.5
267	2010/07/28 14:33:52	0.875	104.1	9.6
268	2010/07/28 14:33:55	0.875	95.3	9.2
269	2010/07/28 14:34:20	0.625	87.6	12.3
270	2010/07/28 14:34:34	0.625	95.1	12.6
271	2010/07/28 14:37:08	1.000	90.5	8.2
272	2010/07/28 14:37:41	1.000	91.2	8.8

273	2010/07/28 14:37:58	0.875	87.8	10.5
274	2010/07/28 14:39:55	0.750	89.4	11.3
275	2010/07/28 14:41:00	0.750	87.8	8.2
276	2010/07/28 14:41:05	0.750	91.4	12.2
277	2010/07/28 14:41:07	0.625	88.8	12.0
278	2010/07/28 14:42:00	0.750	82.5	9.0
279	2010/07/28 14:42:34	0.625	95.9	11.0
280	2010/07/28 14:43:11	1.000	93.3	7.7
281	2010/07/28 14:43:16	0.875	97.3	12.9
282	2010/07/28 14:44:44	0.875	89.6	7.2
283	2010/07/28 14:44:46	0.625	97.6	13.0
284	2010/07/28 14:45:42	0.875	98.1	7.6
285	2010/07/28 14:45:55	0.625	87.8	11.7
286	2010/07/28 14:45:58	0.625	89.0	12.3
287	2010/07/28 14:46:47	0.750	103.6	9.8
288	2010/07/28 14:47:14	0.875	91.6	13.2
289	2010/07/28 14:47:37	0.875	85.8	12.1
290	2010/07/28 14:47:57	0.875	90.3	6.8
291	2010/07/28 14:47:58	0.875	92.7	9.5
292	2010/07/28 14:48:41	0.750	82.6	10.5
293	2010/07/28 14:49:14	0.625	87.0	12.2
294	2010/07/28 14:50:50	0.750	82.6	10.3
295	2010/07/28 14:51:03	0.750	86.2	9.9
296	2010/07/28 14:51:45	0.875	87.2	7.6
297	2010/07/28 14:52:16	0.625	95.0	12.8
298	2010/07/28 14:53:01	0.750	97.7	9.7
299	2010/07/28 14:53:23	1.000	102.1	7.7
300	2010/07/28 14:54:00	0.625	84.8	10.3
301	2010/07/28 14:54:05	0.875	87.0	11.6
302	2010/07/28 14:54:19	0.500	90.9	10.6
303	2010/07/28 14:54:20	0.625	87.4	10.0
304	2010/07/28 14:54:36	0.875	94.8	13.6
305	2010/07/28 14:54:39	0.500	92.2	9.3
306	2010/07/28 14:54:47	1.000	84.8	11.1
307	2010/07/28 14:54:49	0.750	88.9	12.2
308	2010/07/28 14:54:50	0.500	90.1	11.9
309	2010/07/28 14:55:01	0.625	85.1	10.0
310	2010/07/28 14:55:03	0.875	85.0	11.0
311	2010/07/28 14:55:12	0.625	90.1	13.1
312	2010/07/28 14:55:16	0.750	81.0	9.5
313	2010/07/28 14:55:33	0.500	87.3	10.3
314	2010/07/28 14:55:34	0.625	88.7	9.6
315	2010/07/28 14:55:35	0.625	90.7	11.7
316	2010/07/28 14:55:42	0.625	88.0	13.1
317	2010/07/28 14:55:47	1.000	82.3	9.8
318	2010/07/28 14:55:48	0.625	86.3	11.4

319	2010/07/28 14:56:47	0.625	89.2	9.5
320	2010/07/28 14:56:50	0.875	90.4	9.7
321	2010/07/28 14:57:10	0.875	89.4	11.4
322	2010/07/28 14:57:20	1.000	87.6	6.5
323	2010/07/28 14:57:24	0.875	90.0	7.5
324	2010/07/28 14:57:51	0.750	85.7	11.6
325	2010/07/28 14:57:54	0.750	87.4	10.4
326	2010/07/28 14:57:57	0.750	84.3	11.0
327	2010/07/28 14:58:01	1.000	91.1	10.1
328	2010/07/28 14:58:47	0.750	87.5	8.7
329	2010/07/28 14:58:48	0.750	88.6	8.1
330	2010/07/28 14:58:50	0.750	86.3	8.9
331	2010/07/28 14:58:57	0.875	89.1	9.3
332	2010/07/28 14:59:10	0.500	91.1	12.3
333	2010/07/28 14:59:11	0.625	87.3	11.3
334	2010/07/28 14:59:13	0.625	89.6	12.1
335	2010/07/28 14:59:26	0.625	92.8	12.3
336	2010/07/28 14:59:27	0.625	87.1	12.0
337	2010/07/28 15:00:20	1.000	87.4	8.8
338	2010/07/28 15:00:57	0.875	84.3	7.9
339	2010/07/28 15:01:01	0.750	86.6	11.6
340	2010/07/28 15:01:07	0.625	93.0	13.2
341	2010/07/28 15:01:10	0.750	89.4	10.6
342	2010/07/28 15:01:42	0.875	80.5	8.3
343	2010/07/28 15:01:44	0.750	81.9	9.8
344	2010/07/28 15:02:03	0.875	86.5	8.7
345	2010/07/28 15:05:36	0.750	90.1	11.6
346	2010/07/28 15:06:05	1.000	87.5	6.1
347	2010/07/28 15:09:23	0.750	86.6	12.2
348	2010/07/28 15:11:02	0.875	89.3	10.9
349	2010/07/28 15:11:45	0.625	89.8	11.4
350	2010/07/28 15:14:53	0.875	86.2	11.6
351	2010/07/28 15:15:42	1.000	91.7	8.2
352	2010/07/28 15:15:46	0.625	95.4	10.2
353	2010/07/28 15:16:17	1.000	96.1	10.0
354	2010/07/28 15:17:28	0.750	105.9	8.1
355	2010/07/28 15:18:29	0.625	89.5	9.5
356	2010/07/28 15:18:44	0.875	90.4	13.0
357	2010/07/28 15:18:48	1.000	96.5	13.5
358	2010/07/28 15:18:53	0.625	92.8	10.4
359	2010/07/28 15:19:09	0.875	93.0	11.3
360	2010/07/28 15:19:24	0.750	96.9	11.7
361	2010/07/28 15:20:02	1.000	97.6	9.1
362	2010/07/28 15:20:23	0.750	108.4	10.0
363	2010/07/28 15:20:52	0.500	93.6	10.4
364	2010/07/28 15:20:58	0.500	93.9	10.9

365	2010/07/28 15:20:58	0.875	97.8	8.3
366	2010/07/28 15:21:44	0.750	90.9	12.5
367	2010/07/28 15:21:55	0.750	93.7	11.0
368	2010/07/28 15:24:08	1.000	89.6	8.5
369	2010/07/28 15:24:37	0.875	92.3	8.5
370	2010/07/28 15:25:31	0.750	93.0	12.3
371	2010/07/28 15:26:05	0.750	107.4	10.0
372	2010/07/28 15:26:06	1.000	105.0	8.8
373	2010/07/28 15:26:40	0.875	100.9	8.9
374	2010/07/28 15:27:57	1.000	84.3	8.6
375	2010/07/28 15:27:58	1.000	90.1	9.4
376	2010/07/28 15:28:01	0.750	90.2	8.5
377	2010/07/28 15:28:05	0.625	87.5	9.1
378	2010/07/28 15:29:22	1.000	96.1	11.1
379	2010/07/28 15:29:24	0.625	90.4	10.8
380	2010/07/28 15:29:56	0.500	97.5	14.1
381	2010/07/28 15:30:07	0.625	90.9	13.2
382	2010/07/28 15:30:37	0.750	87.7	12.8
383	2010/07/28 15:30:51	0.750	88.5	11.6
384	2010/07/28 15:31:08	0.750	86.9	11.6
385	2010/07/28 15:31:19	0.750	88.8	11.1
386	2010/07/28 15:31:20	0.500	91.3	12.3
387	2010/07/28 15:31:23	0.625	87.4	11.8
388	2010/07/28 15:32:52	0.625	98.0	13.2
389	2010/07/28 15:32:53	0.875	91.9	12.6
390	2010/07/28 15:33:00	1.000	105.6	6.4
391	2010/07/28 15:33:12	0.875	102.2	10.5
392	2010/07/28 15:33:58	0.750	88.8	11.7
393	2010/07/28 15:34:23	0.875	95.2	9.2
394	2010/07/28 15:34:28	0.625	92.4	11.2
395	2010/07/28 15:34:32	0.500	87.0	12.5
396	2010/07/28 15:34:47	0.500	98.0	13.3
397	2010/07/28 15:34:54	0.750	90.1	13.4
398	2010/07/28 15:34:55	1.000	84.8	11.6
399	2010/07/28 15:35:02	0.625	85.2	12.1
400	2010/07/28 15:35:19	0.750	81.7	9.6
401	2010/07/28 15:36:03	0.875	87.7	12.9
402	2010/07/28 15:36:06	0.625	92.9	13.1
403	2010/07/28 15:36:08	0.625	85.3	13.0
404	2010/07/28 15:36:14	0.625	90.0	13.1
405	2010/07/28 15:36:45	0.625	78.5	8.6
406	2010/07/28 15:36:59	1.000	77.7	9.6
407	2010/07/28 15:37:18	0.875	82.5	11.9
408	2010/07/28 15:39:36	0.750	83.5	9.7
409	2010/07/28 15:39:41	0.750	81.0	10.6
410	2010/07/28 15:39:49	0.875	85.0	9.5

411	2010/07/28 15:40:01	0.500	90.6	12.1
412	2010/07/28 15:40:03	0.750	95.2	9.1
413	2010/07/28 15:40:09	0.750	89.1	8.6
414	2010/07/28 15:40:36	0.875	85.4	9.1
415	2010/07/28 15:40:41	0.750	82.5	9.4
416	2010/07/28 15:40:45	0.750	86.3	9.8
417	2010/07/28 15:40:46	0.625	88.0	11.6
418	2010/07/28 15:40:47	1.000	81.3	11.3
419	2010/07/28 15:40:50	0.750	83.6	11.4
420	2010/07/28 15:41:01	1.000	87.3	7.4
421	2010/07/28 15:41:02	1.000	87.1	7.8
422	2010/07/28 15:41:03	0.875	92.1	11.8
423	2010/07/28 15:41:19	0.750	86.1	12.6
424	2010/07/28 15:41:21	0.625	88.4	9.8
425	2010/07/28 15:41:33	0.750	83.8	11.6
426	2010/07/28 15:42:11	1.000	77.7	7.8
427	2010/07/28 15:42:51	0.750	82.0	13.1
428	2010/07/28 15:43:12	0.875	77.9	8.9
429	2010/07/28 15:43:22	0.750	84.3	11.0
430	2010/07/28 15:43:24	0.875	82.5	10.3
431	2010/07/28 15:43:34	0.625	77.5	10.4
432	2010/07/28 15:44:12	0.750	84.5	11.0
433	2010/07/28 15:44:58	0.875	92.8	9.6
434	2010/07/28 15:45:22	0.625	83.8	11.9
435	2010/07/28 15:45:24	0.750	85.1	9.8
436	2010/07/28 15:45:28	0.625	88.1	13.1
437	2010/07/28 15:45:39	0.875	82.7	11.2
438	2010/07/28 15:45:59	0.875	85.9	12.2
439	2010/07/28 15:46:06	0.625	81.2	12.4
440	2010/07/28 15:47:29	1.000	78.3	9.5
441	2010/07/28 15:47:30	0.750	85.6	10.9
442	2010/07/28 15:47:47	1.000	87.3	7.4
443	2010/07/28 15:48:35	0.750	97.6	13.4
444	2010/07/28 15:49:17	0.625	88.7	12.0
445	2010/07/28 15:49:28	1.000	86.0	8.6
446	2010/07/28 15:49:58	0.875	82.4	7.2
447	2010/07/28 15:51:26	0.750	86.7	11.2
448	2010/07/28 15:51:30	0.750	84.6	11.4
449	2010/07/28 15:52:54	0.750	76.7	8.7
450	2010/07/28 15:53:05	1.000	79.1	10.4
451	2010/07/28 15:53:08	0.625	76.4	9.7
452	2010/07/28 15:53:11	1.000	77.6	9.6
453	2010/07/28 15:53:12	0.875	79.2	9.9
454	2010/07/28 15:53:16	0.750	77.4	8.2
455	2010/07/28 15:53:50	0.875	89.9	11.1
456	2010/07/28 15:53:55	0.875	80.3	7.0

457	2010/07/28 15:54:01	0.625	77.2	10.1
458	2010/07/28 15:54:02	0.625	78.0	10.6
459	2010/07/28 15:54:03	0.625	84.4	13.0
460	2010/07/28 15:54:12	0.875	76.5	8.0
461	2010/07/28 15:54:28	0.625	86.9	12.8
462	2010/07/28 15:54:31	1.000	88.1	11.0
463	2010/07/28 15:54:35	0.750	84.5	10.1
464	2010/07/28 15:54:39	0.875	80.3	9.9
465	2010/07/28 15:54:41	1.000	82.7	7.4
466	2010/07/28 15:56:14	0.750	81.6	10.6
467	2010/07/28 15:57:08	0.875	92.5	11.1
468	2010/07/28 15:57:58	0.500	86.0	11.6
469	2010/07/28 15:58:06	0.750	80.5	9.8
470	2010/07/28 15:58:18	0.625	83.5	8.3
471	2010/07/28 15:58:34	0.875	82.7	6.6
472	2010/07/28 15:58:36	0.875	82.8	10.0
473	2010/07/28 15:58:52	0.625	82.3	10.1
474	2010/07/28 16:00:07	0.875	80.4	9.1
475	2010/07/28 16:00:59	0.750	83.0	6.8
476	2010/07/28 16:01:05	0.750	81.4	8.8
477	2010/07/28 16:01:40	0.875	79.4	8.8
478	2010/07/28 16:02:20	0.750	81.4	7.1
479	2010/07/28 16:04:40	0.625	81.6	9.3
480	2010/07/28 16:04:43	1.000	83.9	9.9
481	2010/07/28 16:05:44	0.875	80.7	11.1
482	2010/07/28 16:05:48	0.750	81.3	7.8
483	2010/07/28 16:05:50	0.625	77.8	9.9
484	2010/07/28 16:06:08	0.625	93.8	12.0
485	2010/07/28 16:06:45	0.875	86.8	11.4
486	2010/07/28 16:06:58	0.625	87.2	12.3
487	2010/07/28 16:07:47	0.625	98.8	9.5
488	2010/07/28 16:07:49	0.625	90.6	10.7
489	2010/07/28 16:08:51	0.750	91.7	11.5
490	2010/07/28 16:09:00	0.875	83.4	10.1
491	2010/07/28 16:09:05	0.625	83.8	11.1
492	2010/07/28 16:09:49	0.750	87.0	9.8
493	2010/07/28 16:09:50	0.875	86.4	9.7
494	2010/07/28 16:11:17	0.750	84.1	7.9
495	2010/07/28 16:12:48	1.000	81.4	8.6
496	2010/07/28 16:13:03	0.625	88.0	11.5
497	2010/07/28 16:13:16	0.875	79.0	8.0
498	2010/07/28 16:13:17	0.875	78.1	7.5
499	2010/07/28 16:13:54	1.000	84.0	10.9
500	2010/07/28 16:14:15	0.625	84.1	10.6
501	2010/07/28 16:14:17	1.000	78.1	9.5
502	2010/07/28 16:16:27	0.750	82.4	11.5

503	2010/07/28 16:16:58	0.750	79.1	8.7
504	2010/07/28 16:17:42	0.750	84.5	6.4
505	2010/07/28 16:20:36	1.000	94.2	10.4
506	2010/07/28 16:21:30	0.875	93.5	8.7
507	2010/07/28 16:22:45	1.000	85.5	8.4
508	2010/07/28 16:24:14	0.625	95.0	13.3
509	2010/07/28 16:26:27	0.875	81.4	8.8
510	2010/07/28 16:28:13	0.625	94.5	10.8
511	2010/07/28 16:28:41	0.875	86.1	9.1
512	2010/07/28 16:29:05	0.875	85.5	6.1
513	2010/07/28 16:29:13	1.000	87.0	10.0
514	2010/07/28 16:29:16	0.875	85.3	10.6
515	2010/07/28 16:29:17	1.000	86.8	10.3
516	2010/07/28 16:29:19	0.625	86.4	11.7
517	2010/07/28 16:29:23	1.000	86.3	8.9
518	2010/07/28 16:29:25	0.750	84.2	10.1
519	2010/07/28 16:29:35	0.625	86.0	12.8
520	2010/07/28 16:29:37	0.625	82.1	10.2
521	2010/07/28 16:29:38	0.750	87.5	10.0
522	2010/07/28 16:29:39	0.875	83.7	8.4
523	2010/07/28 16:29:41	0.625	88.3	11.7
524	2010/07/28 16:29:44	0.875	80.5	10.0
525	2010/07/28 16:30:23	0.625	75.8	12.3
526	2010/07/28 16:30:34	0.625	82.9	13.2
527	2010/07/28 16:31:44	0.625	97.4	13.8
528	2010/07/28 16:31:45	0.625	90.4	13.8
529	2010/07/28 16:33:09	0.875	81.4	9.6
530	2010/07/28 16:33:12	0.875	81.3	9.2
531	2010/07/28 16:33:22	0.625	83.9	11.2
532	2010/07/28 16:33:41	0.750	81.5	7.8
533	2010/07/28 16:33:44	0.625	87.5	9.4
534	2010/07/28 16:33:50	0.625	84.0	11.5
535	2010/07/28 16:33:55	0.750	84.3	11.2
536	2010/07/28 16:33:56	0.750	85.4	10.9
537	2010/07/28 16:34:12	0.750	85.4	11.8
538	2010/07/28 16:34:25	0.625	85.3	10.8
539	2010/07/28 16:34:26	0.750	91.6	13.2
540	2010/07/28 16:35:01	1.000	87.0	8.5
541	2010/07/28 16:35:02	0.625	87.8	10.2
542	2010/07/28 16:35:04	0.750	84.5	9.6
543	2010/07/28 16:35:27	0.750	85.0	11.0
544	2010/07/28 16:35:31	0.625	82.2	10.2
545	2010/07/28 16:35:32	0.875	83.0	10.9
546	2010/07/28 16:35:36	0.750	84.7	9.8
547	2010/07/28 16:35:38	0.750	82.9	8.8
548	2010/07/28 16:35:48	0.625	85.5	12.5

549	2010/07/28 16:35:51	0.625	85.7	11.3
550	2010/07/28 16:35:54	0.750	85.1	10.8
551	2010/07/28 16:35:57	0.625	83.6	12.0
552	2010/07/28 16:36:15	1.000	95.5	10.8
553	2010/07/28 16:36:32	0.625	86.0	11.0
554	2010/07/28 16:36:40	0.875	88.9	8.3
555	2010/07/28 16:36:54	0.875	83.3	9.6
556	2010/07/28 16:37:21	0.625	89.4	7.5
557	2010/07/28 16:37:23	0.750	85.2	8.8
558	2010/07/28 16:37:24	0.500	85.7	10.3
559	2010/07/28 16:37:25	0.625	86.5	11.5
560	2010/07/28 16:37:45	1.000	86.9	7.1
561	2010/07/28 16:37:46	0.875	88.9	7.4
562	2010/07/28 16:37:52	0.625	93.8	9.9
563	2010/07/28 16:39:53	0.625	94.0	11.9
564	2010/07/28 16:41:02	0.750	91.6	10.5
565	2010/07/28 16:41:03	0.625	86.1	9.3
566	2010/07/28 16:41:07	1.000	86.9	9.5
567	2010/07/28 16:41:08	0.750	91.2	10.4
568	2010/07/28 16:41:11	1.000	85.8	10.3
569	2010/07/28 16:41:13	0.625	89.3	11.9
570	2010/07/28 16:41:30	0.625	82.6	8.7
571	2010/07/28 16:41:38	0.750	86.8	11.1
572	2010/07/28 16:41:42	0.750	90.3	11.2
573	2010/07/28 16:43:35	0.750	85.4	11.6
574	2010/07/28 16:43:58	0.750	81.7	9.7
575	2010/07/28 16:47:07	0.500	89.7	11.2
576	2010/07/28 16:47:13	0.750	83.0	9.8
577	2010/07/28 16:47:14	0.500	88.6	12.7
578	2010/07/28 16:47:17	0.875	82.8	10.1
579	2010/07/28 16:47:29	0.875	80.5	6.5
580	2010/07/28 16:47:44	1.000	84.0	11.2
581	2010/07/28 16:48:16	0.625	88.9	12.9
582	2010/07/28 16:48:20	0.750	81.7	9.0
583	2010/07/28 16:49:02	0.750	76.0	11.2
584	2010/07/28 16:49:06	0.500	77.4	12.6
585	2010/07/28 16:52:52	0.625	86.9	10.4
586	2010/07/28 16:52:55	0.750	79.4	8.9
587	2010/07/28 16:52:58	0.875	80.7	11.7
588	2010/07/28 16:53:20	0.625	85.2	12.6
589	2010/07/28 16:53:28	1.000	85.5	9.8
590	2010/07/28 16:54:01	0.750	89.7	10.5
591	2010/07/28 16:54:04	1.000	85.2	7.6
592	2010/07/28 16:54:06	0.625	91.1	12.3
593	2010/07/28 16:54:13	0.625	87.6	10.2
594	2010/07/28 16:54:15	1.000	87.7	10.4

595	2010/07/28 16:54:27	0.750	82.3	10.1
596	2010/07/28 16:54:28	0.625	83.4	9.7
597	2010/07/28 16:55:20	0.750	85.8	11.5
598	2010/07/28 16:55:32	0.875	84.5	9.2
599	2010/07/28 16:55:36	0.750	88.0	9.6
600	2010/07/28 16:55:43	0.875	86.0	10.8
601	2010/07/28 16:55:46	1.000	84.9	11.1
602	2010/07/28 16:55:47	0.625	85.4	10.3
603	2010/07/28 16:55:53	0.625	86.4	11.8
604	2010/07/28 16:56:05	0.875	87.4	8.8
605	2010/07/28 16:56:09	0.625	86.1	9.1
606	2010/07/28 16:56:10	1.000	86.9	8.7
607	2010/07/28 16:56:11	1.000	85.7	9.2
608	2010/07/28 16:56:13	0.625	86.3	11.0
609	2010/07/28 16:56:17	0.750	88.6	11.3
610	2010/07/28 16:56:41	0.750	91.4	13.7
611	2010/07/28 16:57:54	0.750	81.4	9.1
612	2010/07/28 16:59:06	1.000	86.4	10.5
613	2010/07/28 16:59:36	1.000	83.0	10.0
614	2010/07/28 16:59:37	0.750	83.4	8.6
615	2010/07/28 16:59:51	0.625	91.2	11.4
616	2010/07/28 17:00:01	0.625	88.2	11.9
617	2010/07/28 17:02:10	0.750	94.1	12.6
618	2010/07/28 17:03:12	0.750	95.4	9.3
619	2010/07/28 17:04:20	0.625	94.4	10.7
620	2010/07/28 17:04:44	0.875	95.0	9.7
621	2010/07/28 17:04:47	1.000	91.8	8.9
622	2010/07/28 17:08:53	0.750	95.3	6.6
623	2010/07/28 17:08:54	0.625	95.9	7.7
624	2010/07/28 17:18:11	1.000	90.6	10.4
625	2010/07/28 17:20:07	0.750	82.8	8.8
626	2010/07/28 17:20:14	0.625	80.5	9.2
627	2010/07/28 17:20:57	0.875	93.9	8.2
628	2010/07/28 17:22:00	1.000	97.3	7.8
629	2010/07/28 17:22:25	0.750	83.6	11.0
630	2010/07/28 17:22:26	1.000	87.1	11.9
631	2010/07/28 17:22:49	0.750	98.6	6.7
632	2010/07/28 17:25:02	0.875	90.8	10.4
633	2010/07/28 17:25:06	0.625	85.0	11.0
634	2010/07/28 17:25:17	1.000	82.4	9.8
635	2010/07/28 17:26:00	1.000	89.5	11.4
636	2010/07/28 17:27:45	0.875	77.3	10.2
637	2010/07/28 17:28:40	0.875	80.4	7.2
638	2010/07/28 17:28:44	0.625	79.9	11.5
639	2010/07/28 17:28:49	0.750	79.6	9.0
640	2010/07/28 17:28:52	0.625	81.5	11.4

641	2010/07/28 17:28:56	0.750	83.3	7.5
642	2010/07/28 17:29:22	0.875	86.1	7.3
643	2010/07/28 17:31:30	0.750	84.9	9.9
644	2010/07/28 17:32:30	0.875	91.1	12.2
645	2010/07/28 17:34:36	0.750	84.7	8.9
646	2010/07/28 17:35:25	0.500	94.6	13.2
647	2010/07/28 17:35:28	1.000	90.1	12.2
648	2010/07/28 17:36:29	0.750	89.9	11.4
649	2010/07/28 17:36:32	1.000	87.6	9.1
650	2010/07/28 17:36:47	1.000	79.2	10.3
651	2010/07/28 17:36:49	0.875	87.1	11.9
652	2010/07/28 17:38:03	0.625	90.3	11.5
653	2010/07/28 17:38:53	0.625	87.5	11.9
654	2010/07/28 17:39:15	0.875	87.3	11.9
655	2010/07/28 17:39:16	0.750	88.0	7.4
656	2010/07/28 17:40:35	0.625	95.0	13.5
657	2010/07/28 17:41:35	0.875	91.2	9.8
658	2010/07/28 17:42:07	0.625	88.1	11.8
659	2010/07/28 17:42:26	1.000	81.7	7.9
660	2010/07/28 17:42:27	0.875	83.9	8.4
661	2010/07/28 17:43:48	0.625	95.0	12.5
662	2010/07/28 17:44:30	0.750	83.2	8.1
663	2010/07/28 17:44:36	0.625	87.6	10.4
664	2010/07/28 17:46:48	0.875	91.4	10.1
665	2010/07/28 17:46:50	1.000	88.7	10.3
666	2010/07/28 17:46:59	1.000	83.9	11.4
667	2010/07/28 17:50:12	0.875	91.6	7.2
668	2010/07/28 17:50:22	1.000	95.3	7.6
669	2010/07/28 17:51:26	0.875	95.6	7.5
670	2010/07/28 17:52:07	0.875	98.9	12.3
671	2010/07/28 17:53:07	0.875	94.0	9.0
672	2010/07/28 17:54:00	0.625	91.1	12.7
673	2010/07/28 17:54:14	0.500	94.2	12.4
674	2010/07/28 17:54:45	1.000	86.2	7.4
675	2010/07/28 17:54:59	0.750	88.2	8.7
676	2010/07/28 17:55:49	0.875	86.9	7.8
677	2010/07/28 17:56:08	1.000	78.0	7.3
678	2010/07/28 17:56:43	0.875	82.5	8.5
679	2010/07/28 17:56:57	1.000	86.8	11.7
680	2010/07/28 17:57:21	0.750	80.1	9.8
681	2010/07/28 17:57:41	0.750	85.3	9.0
682	2010/07/28 17:58:16	1.000	77.9	7.0
683	2010/07/28 17:58:19	1.000	79.8	9.5
684	2010/07/28 17:58:36	0.750	81.0	10.5
685	2010/07/28 17:58:55	1.000	82.8	6.7
686	2010/07/28 17:59:12	1.000	82.9	7.6

687	2010/07/28 17:59:14	0.625	77.9	9.6
688	2010/07/28 17:59:45	0.625	79.1	8.6
689	2010/07/28 17:59:47	1.000	81.4	9.1
690	2010/07/28 18:00:03	1.000	78.2	11.5
691	2010/07/28 18:00:04	0.750	79.2	11.1
692	2010/07/28 18:00:30	0.875	84.2	8.8
693	2010/07/28 18:01:01	0.875	79.1	7.0
694	2010/07/28 18:01:02	0.875	78.9	6.5
695	2010/07/28 18:01:17	0.875	83.7	9.0
696	2010/07/28 18:01:23	0.625	83.9	7.2
697	2010/07/28 18:01:32	0.750	78.5	7.2
698	2010/07/28 18:01:33	0.875	82.5	8.0
699	2010/07/28 18:01:34	1.000	80.7	6.7
700	2010/07/28 18:01:36	0.750	75.2	7.5
701	2010/07/28 18:01:38	0.625	79.3	11.8
702	2010/07/28 18:01:40	0.625	81.7	9.9
703	2010/07/28 18:01:41	1.000	84.6	9.8
704	2010/07/28 18:02:03	0.750	81.2	9.2
705	2010/07/28 18:02:16	1.000	82.0	9.0
706	2010/07/28 18:02:20	0.625	78.4	10.3
707	2010/07/28 18:02:27	0.625	81.0	10.1
708	2010/07/28 18:02:30	0.875	83.6	9.3
709	2010/07/28 18:02:39	0.875	82.9	7.1
710	2010/07/28 18:02:54	0.875	86.6	10.3
711	2010/07/28 18:03:05	0.875	81.9	9.4
712	2010/07/28 18:03:09	0.875	87.1	12.4
713	2010/07/28 18:03:20	0.625	79.5	11.2
714	2010/07/28 18:03:41	0.875	80.1	8.3
715	2010/07/28 18:04:39	0.750	88.5	10.9
716	2010/07/28 18:04:43	0.875	85.9	10.5
717	2010/07/28 18:04:46	0.875	81.5	10.4
718	2010/07/28 18:10:57	0.750	82.6	10.6
719	2010/07/28 18:11:08	0.500	96.3	13.6
720	2010/07/28 18:11:12	0.750	87.4	11.2
721	2010/07/28 18:11:23	0.625	91.9	10.3
722	2010/07/28 18:13:44	0.625	81.5	12.9
723	2010/07/28 18:13:47	0.750	81.5	7.6
724	2010/07/28 18:14:23	0.750	81.1	8.5
725	2010/07/28 18:14:26	0.750	80.7	9.4
726	2010/07/28 18:14:42	0.625	77.4	9.9
727	2010/07/28 18:14:55	1.000	81.6	8.1
728	2010/07/28 18:14:58	0.750	79.1	9.1
729	2010/07/28 18:15:17	0.750	80.0	10.2
730	2010/07/28 18:15:19	0.750	78.3	10.1
731	2010/07/28 18:15:44	0.750	80.2	9.6
732	2010/07/28 18:15:50	0.875	80.8	9.2

733	2010/07/28 18:16:14	0.750	76.2	6.5
734	2010/07/28 18:16:18	0.750	75.9	8.3
735	2010/07/28 18:16:19	0.750	74.7	7.4
736	2010/07/28 18:17:00	0.750	82.6	9.7
737	2010/07/28 18:17:04	0.875	78.7	6.8
738	2010/07/28 18:17:06	0.750	79.7	8.6
739	2010/07/28 18:17:21	0.875	82.9	10.8
740	2010/07/28 18:17:38	0.875	89.0	13.2
741	2010/07/28 18:18:26	0.750	81.7	10.7
742	2010/07/28 18:20:20	0.625	79.7	10.2
743	2010/07/28 18:20:52	0.875	83.8	8.7
744	2010/07/28 18:22:13	0.875	75.2	9.3
745	2010/07/28 18:23:06	0.875	77.1	9.1
746	2010/07/28 18:23:19	0.750	91.1	12.1
747	2010/07/28 18:23:47	1.000	90.9	10.1
748	2010/07/28 18:23:50	0.875	92.2	11.9
749	2010/07/28 18:24:09	0.750	96.1	11.8
750	2010/07/28 18:24:14	0.875	97.7	10.8
751	2010/07/28 18:24:22	0.750	93.5	10.3
752	2010/07/28 18:24:36	0.500	92.3	12.5
753	2010/07/28 18:24:37	0.625	94.3	12.4
754	2010/07/28 18:24:43	0.750	92.8	11.5
755	2010/07/28 18:24:45	0.500	96.1	12.9
756	2010/07/28 18:24:46	0.625	92.7	11.5
757	2010/07/28 18:25:18	1.000	89.7	11.2
758	2010/07/28 18:26:16	0.625	90.9	10.3
759	2010/07/28 18:26:31	0.500	97.1	12.2
760	2010/07/28 18:26:34	0.750	89.5	11.7
761	2010/07/28 18:26:42	0.750	93.4	9.7
762	2010/07/28 18:26:48	1.000	94.6	8.5
763	2010/07/28 18:27:09	1.000	85.3	9.5
764	2010/07/28 18:28:17	0.625	85.9	8.9
765	2010/07/28 18:28:24	0.625	86.4	12.3
766	2010/07/28 18:28:38	1.000	96.3	10.4
767	2010/07/28 18:28:41	1.000	92.7	7.6
768	2010/07/28 18:29:45	0.625	89.4	10.5
769	2010/07/28 18:29:53	0.625	81.4	11.0
770	2010/07/28 18:30:44	0.750	94.9	8.2
771	2010/07/28 18:30:53	0.875	93.9	8.9
772	2010/07/28 18:35:29	0.750	89.9	12.5
773	2010/07/28 18:35:36	0.625	94.8	12.1
774	2010/07/28 18:37:33	0.750	85.5	11.8
775	2010/07/28 18:37:47	0.750	78.4	10.4
776	2010/07/28 18:38:17	0.625	77.0	9.4
777	2010/07/28 18:38:58	1.000	97.3	10.2
778	2010/07/28 18:39:14	0.875	93.0	10.2

779	2010/07/28 18:39:26	0.750	98.9	10.3
780	2010/07/28 18:39:28	0.625	97.0	8.2
781	2010/07/28 18:39:33	1.000	95.7	10.1
782	2010/07/28 18:39:35	1.000	93.0	7.1
783	2010/07/28 18:39:54	0.500	91.6	8.8
784	2010/07/28 18:40:01	0.875	92.7	9.2
785	2010/07/28 18:40:13	1.000	92.3	8.6
786	2010/07/28 18:40:14	0.750	90.8	9.7
787	2010/07/28 18:40:50	0.875	91.3	10.8
788	2010/07/28 18:43:23	0.875	89.9	7.6
789	2010/07/28 18:44:46	0.625	93.7	12.4
790	2010/07/28 18:45:39	1.000	79.0	10.2
791	2010/07/28 18:45:40	0.625	86.4	12.7
792	2010/07/28 18:46:22	0.750	89.2	12.5
793	2010/07/28 18:46:35	0.750	86.8	13.5
794	2010/07/28 18:46:54	0.625	92.3	13.8
795	2010/07/28 18:47:51	1.000	75.2	8.5
796	2010/07/28 18:47:59	0.875	73.8	8.3
797	2010/07/28 18:48:42	0.750	87.3	11.3
798	2010/07/28 18:48:47	1.000	81.3	11.4
799	2010/07/28 18:50:17	0.625	79.4	11.6
800	2010/07/28 18:56:43	1.000	86.3	10.7
801	2010/07/28 19:02:59	0.625	93.3	12.1
802	2010/07/28 19:03:01	0.875	90.8	10.8
803	2010/07/28 19:03:48	0.875	82.6	7.0
804	2010/07/28 19:07:24	0.875	89.0	7.5
805	2010/07/28 19:13:14	1.000	89.5	6.7
806	2010/07/28 19:15:14	0.750	89.8	12.8
807	2010/07/28 19:16:34	0.625	90.7	11.7
808	2010/07/28 19:16:45	0.875	100.7	10.6
809	2010/07/28 19:17:04	0.625	94.9	10.5
810	2010/07/28 19:17:08	1.000	94.9	11.7
811	2010/07/28 19:17:14	0.875	92.1	9.9
812	2010/07/28 19:17:23	1.000	96.0	8.6
813	2010/07/28 19:17:30	0.750	95.1	11.6
814	2010/07/28 19:17:43	0.625	88.7	11.6
815	2010/07/28 19:17:52	1.000	94.6	11.1
816	2010/07/28 19:19:43	1.000	95.3	9.2
817	2010/07/28 19:21:32	0.750	99.2	8.3
818	2010/07/28 19:21:34	0.875	94.9	8.6
819	2010/07/28 19:21:35	0.750	97.2	9.5
820	2010/07/28 19:22:46	0.750	94.2	8.2
821	2010/07/28 19:25:12	0.750	78.8	9.5
822	2010/07/28 19:25:43	1.000	79.6	9.8
823	2010/07/28 19:26:26	0.625	91.6	13.8
824	2010/07/28 19:34:53	0.875	93.8	11.4

825	2010/07/28 19:35:06	0.625	98.5	14.1
826	2010/07/28 19:35:10	0.625	89.6	11.7
827	2010/07/28 19:40:16	1.000	83.4	9.8
828	2010/07/28 19:41:01	0.875	91.8	10.0
829	2010/07/28 19:44:11	0.875	88.5	10.9
830	2010/07/28 19:44:15	0.625	85.1	11.2
831	2010/07/28 19:49:25	0.750	81.3	8.7
832	2010/07/28 19:49:59	1.000	76.3	8.2
833	2010/07/28 20:01:59	0.750	73.9	10.6
834	2010/07/28 20:02:19	0.875	74.0	11.1
835	2010/07/28 20:03:40	1.000	90.6	9.8
836	2010/07/28 20:06:13	0.875	98.4	9.4
837	2010/07/28 20:07:09	1.000	79.3	10.2
838	2010/07/28 20:07:40	0.625	79.5	11.0
839	2010/07/28 20:07:41	0.750	78.6	10.2
840	2010/07/28 20:08:07	0.875	79.3	9.8
841	2010/07/28 20:08:12	0.750	79.5	10.5
842	2010/07/28 20:10:29	0.875	87.0	10.4
843	2010/07/28 20:11:02	0.875	80.4	8.8
844	2010/07/28 20:11:33	0.750	90.7	10.6
845	2010/07/28 20:12:00	0.750	82.2	10.5
846	2010/07/28 20:13:26	1.000	85.4	10.0
847	2010/07/28 20:14:06	0.875	96.4	10.2
848	2010/07/28 20:14:15	0.875	88.6	11.3
849	2010/07/28 20:14:19	0.625	86.1	9.6
850	2010/07/28 20:15:50	0.625	99.1	12.2
851	2010/07/28 20:15:55	0.500	93.2	9.6
852	2010/07/28 20:15:56	0.875	94.7	10.1
853	2010/07/28 20:16:01	0.875	92.0	13.2
854	2010/07/28 20:16:44	0.750	78.2	10.1
855	2010/07/28 20:16:46	0.875	82.4	8.8
856	2010/07/28 20:17:44	0.875	80.8	8.6
857	2010/07/28 20:17:50	0.625	82.1	9.7
858	2010/07/28 20:17:53	0.875	79.4	10.1
859	2010/07/28 20:17:58	0.625	77.3	11.4
860	2010/07/28 20:18:04	1.000	73.2	10.1
861	2010/07/28 20:18:05	0.750	78.3	8.9
862	2010/07/28 20:18:18	0.750	78.0	10.4
863	2010/07/28 20:18:58	0.625	76.8	10.3
864	2010/07/28 20:19:11	0.875	88.1	9.8
865	2010/07/28 20:19:21	1.000	85.8	8.9
866	2010/07/28 20:22:03	0.750	75.2	10.5
867	2010/07/28 20:22:20	0.750	78.0	10.2
868	2010/07/28 20:22:30	1.000	77.9	9.2
869	2010/07/28 20:22:44	0.500	79.7	13.0
870	2010/07/28 20:23:20	0.875	76.5	8.2

871	2010/07/28 20:23:47	0.875	77.1	10.9
872	2010/07/28 20:23:50	0.625	76.1	8.3
873	2010/07/28 20:23:56	0.875	78.6	7.8
874	2010/07/28 20:24:00	0.750	84.1	9.1
875	2010/07/28 20:24:03	0.875	75.3	8.4
876	2010/07/28 20:24:04	0.875	82.8	11.3
877	2010/07/28 20:24:18	0.625	78.7	8.8
878	2010/07/28 20:24:22	0.625	76.2	8.6
879	2010/07/28 20:24:23	0.750	84.7	10.6
880	2010/07/28 20:24:33	0.875	73.7	7.4
881	2010/07/28 20:25:06	0.875	73.8	8.3
882	2010/07/28 20:25:39	0.750	78.2	9.4
883	2010/07/28 20:27:35	0.875	79.7	7.3
884	2010/07/28 20:28:14	1.000	77.7	9.1
885	2010/07/28 20:28:21	0.875	82.3	7.2
886	2010/07/28 20:28:23	0.625	77.0	8.9
887	2010/07/28 20:29:29	1.000	77.6	10.3
888	2010/07/28 20:29:31	0.875	77.3	11.2
889	2010/07/28 20:31:11	0.875	74.7	10.2
890	2010/07/28 20:31:26	0.625	79.0	11.8
891	2010/07/28 20:32:11	0.875	76.2	11.1
892	2010/07/28 20:32:28	0.625	86.5	10.9
893	2010/07/28 20:33:02	0.750	78.1	6.6
894	2010/07/28 20:33:14	0.750	78.2	8.0
895	2010/07/28 20:33:59	0.750	78.7	12.0
896	2010/07/28 20:34:29	1.000	75.4	8.6
897	2010/07/28 20:34:33	0.875	77.8	10.3
898	2010/07/28 20:34:56	0.750	75.5	9.2
899	2010/07/28 20:37:57	0.875	81.7	10.6
900	2010/07/28 20:38:03	0.625	89.3	13.1
901	2010/07/28 20:43:13	0.625	82.9	9.4
902	2010/07/28 20:43:15	0.875	84.9	11.9
903	2010/07/28 20:43:18	1.000	82.3	10.6
904	2010/07/28 20:43:19	1.000	83.5	10.3
905	2010/07/28 20:43:25	0.625	87.3	10.7
906	2010/07/28 20:44:16	0.875	80.2	11.1
907	2010/07/28 20:44:24	1.000	82.5	12.6
908	2010/07/28 20:44:42	0.625	85.3	13.0
909	2010/07/28 20:44:56	0.750	84.3	12.3
910	2010/07/28 20:44:58	0.750	84.6	9.6
911	2010/07/28 20:45:02	0.875	85.9	12.0
912	2010/07/28 20:45:07	0.625	85.7	12.6
913	2010/07/28 20:45:11	0.625	90.4	10.0
914	2010/07/28 20:45:18	0.875	89.0	9.0
915	2010/07/28 20:45:30	0.875	85.4	9.9
916	2010/07/28 20:45:31	0.750	82.4	9.7

917	2010/07/28 20:45:43	0.625	82.3	10.6
918	2010/07/28 20:45:46	0.625	81.8	12.3
919	2010/07/28 20:46:00	0.625	77.7	12.2
920	2010/07/28 20:46:03	0.625	77.7	10.6
921	2010/07/28 20:46:09	0.625	88.2	12.8
922	2010/07/28 20:46:13	0.875	86.7	12.2
923	2010/07/28 20:46:14	0.625	87.4	10.5
924	2010/07/28 20:46:35	0.875	81.5	9.9
925	2010/07/28 20:46:37	0.750	77.7	8.8
926	2010/07/28 20:46:52	0.875	77.2	9.6
927	2010/07/28 20:46:55	0.875	79.6	11.4
928	2010/07/28 20:47:58	0.750	74.3	11.6
929	2010/07/28 20:50:04	0.625	77.9	13.0
930	2010/07/28 20:51:01	0.750	72.0	9.9
931	2010/07/28 20:51:20	0.750	76.5	12.9
932	2010/07/28 20:51:38	0.750	75.5	10.9
933	2010/07/28 20:51:44	1.000	78.3	11.0
934	2010/07/28 20:51:47	0.625	83.4	11.9
935	2010/07/28 20:51:51	0.625	87.4	11.4
936	2010/07/28 20:52:00	0.875	83.4	10.4
937	2010/07/28 20:52:26	0.750	81.8	11.9
938	2010/07/28 20:52:27	0.875	81.9	9.6
939	2010/07/28 20:52:44	1.000	82.9	10.2
940	2010/07/28 20:53:08	0.750	85.7	12.2
941	2010/07/28 20:53:18	0.625	82.6	12.0
942	2010/07/28 20:53:46	1.000	79.7	13.2
943	2010/07/28 20:53:49	0.875	81.0	10.7
944	2010/07/28 20:53:53	0.500	87.3	12.4
945	2010/07/28 20:53:53	0.500	90.9	12.3
946	2010/07/28 20:53:56	0.875	89.4	12.0
947	2010/07/28 20:54:04	0.750	81.3	11.6
948	2010/07/28 20:54:07	0.625	83.9	11.8
949	2010/07/28 20:54:07	0.500	83.8	11.1
950	2010/07/28 20:54:08	0.500	87.5	12.2
951	2010/07/28 20:54:10	0.625	92.0	12.6
952	2010/07/28 20:54:18	0.875	81.2	10.0
953	2010/07/28 20:54:20	0.875	81.5	10.0
954	2010/07/28 20:54:22	1.000	82.4	10.5
955	2010/07/28 20:54:45	0.750	85.4	10.8
956	2010/07/28 20:54:54	1.000	83.8	10.3
957	2010/07/28 20:56:17	1.000	83.0	7.0
958	2010/07/28 20:57:22	0.750	78.3	11.0
959	2010/07/28 20:57:30	1.000	75.3	7.1
960	2010/07/28 20:58:22	0.625	75.9	11.3
961	2010/07/28 20:58:35	0.875	89.8	9.6
962	2010/07/28 21:01:11	0.875	76.0	11.7

963	2010/07/28 21:15:04	0.750	73.1	10.3
964	2010/07/28 21:18:32	0.750	77.4	8.3
965	2010/07/28 21:32:12	1.000	78.3	8.2
966	2010/07/28 21:53:09	0.750	70.7	7.4
967	2010/07/28 22:03:29	0.875	73.6	7.5
968	2010/07/28 22:03:51	0.750	82.9	11.5
969	2010/07/28 22:05:11	1.000	83.5	11.1
970	2010/07/28 22:08:50	0.500	78.9	12.1
971	2010/07/28 22:08:54	0.750	85.3	12.1
972	2010/07/28 22:09:03	0.625	86.7	10.8
973	2010/07/28 22:09:04	0.625	88.6	11.5
974	2010/07/28 22:09:07	0.750	94.1	13.0
975	2010/07/28 22:09:10	0.875	90.5	8.0
976	2010/07/28 22:09:13	0.750	89.2	9.0
977	2010/07/28 22:09:26	0.625	87.3	12.1
978	2010/07/28 22:15:07	0.625	87.2	12.1
979	2010/07/28 22:18:33	0.875	73.7	8.6
980	2010/07/28 22:22:19	0.625	90.3	13.8
981	2010/07/28 22:22:20	0.500	85.5	13.1
982	2010/07/28 22:23:36	1.000	96.7	10.6
983	2010/07/28 22:23:41	0.625	90.3	12.2
984	2010/07/28 22:23:50	0.500	97.9	13.2
985	2010/07/28 22:23:59	0.625	90.9	13.5
986	2010/07/28 22:30:53	0.750	97.5	10.7
987	2010/07/28 22:31:14	1.000	85.2	9.2
988	2010/07/28 22:31:15	0.625	93.3	10.2
989	2010/07/28 22:31:32	0.500	91.4	12.9
990	2010/07/28 22:31:40	0.500	94.1	13.0
991	2010/07/28 22:32:09	0.875	83.1	7.4
992	2010/07/28 22:32:11	0.625	89.8	12.4
993	2010/07/28 22:32:20	1.000	93.2	8.2
994	2010/07/28 22:32:45	1.000	91.3	10.5
995	2010/07/28 22:32:48	1.000	93.4	10.7
996	2010/07/28 22:33:00	0.750	89.5	11.4
997	2010/07/28 22:33:40	0.875	88.6	10.0
998	2010/07/28 22:33:44	0.625	91.4	11.7
999	2010/07/28 22:33:51	0.875	86.7	10.5
1000	2010/07/28 22:34:17	0.750	92.9	12.9
1001	2010/07/28 22:34:25	0.875	95.2	12.6
1002	2010/07/28 22:35:39	0.875	87.5	9.8
1003	2010/07/28 22:35:41	0.750	79.8	8.8
1004	2010/07/28 22:37:34	1.000	88.7	9.8
1005	2010/07/28 22:37:51	0.875	91.7	9.1
1006	2010/07/28 22:38:09	0.875	90.2	11.0
1007	2010/07/28 22:38:32	0.750	93.6	8.5
1008	2010/07/28 22:40:28	0.750	89.8	10.8

1009	2010/07/28 22:41:21	0.750	91.6	11.4
1010	2010/07/28 22:41:30	0.875	87.9	11.9
1011	2010/07/28 22:41:52	0.750	89.9	10.9
1012	2010/07/28 22:42:37	0.750	91.0	10.1
1013	2010/07/28 22:42:58	0.750	92.9	12.7
1014	2010/07/28 22:44:27	0.875	88.5	10.1
1015	2010/07/28 22:45:18	0.875	94.4	10.2
1016	2010/07/28 22:47:56	0.875	91.5	10.2
1017	2010/07/28 22:47:59	0.875	92.4	10.4
1018	2010/07/28 22:48:04	0.750	94.0	12.3
1019	2010/07/28 22:48:09	0.625	91.7	11.7
1020	2010/07/28 22:51:22	0.625	95.2	12.6
1021	2010/07/28 22:51:31	0.875	91.3	11.4
1022	2010/07/28 22:52:22	0.750	93.8	9.1
1023	2010/07/28 22:53:47	0.625	91.2	11.3
1024	2010/07/28 22:54:05	1.000	91.2	9.1
1025	2010/07/28 22:57:26	0.750	92.5	9.2
1026	2010/07/28 22:57:27	0.875	93.6	10.0
1027	2010/07/28 22:58:12	0.625	90.7	13.1
1028	2010/07/28 23:00:56	1.000	86.1	8.2
1029	2010/07/28 23:01:45	0.625	98.0	12.8
1030	2010/07/28 23:03:42	1.000	92.5	9.6
1031	2010/07/28 23:04:15	0.875	92.8	10.5
1032	2010/07/28 23:04:22	0.500	94.2	12.6
1033	2010/07/28 23:04:23	0.875	93.9	10.7
1034	2010/07/28 23:04:56	1.000	89.8	10.8
1035	2010/07/28 23:04:59	0.875	94.6	11.6
1036	2010/07/28 23:05:31	1.000	91.0	10.1
1037	2010/07/28 23:05:48	0.625	94.3	12.9
1038	2010/07/28 23:08:19	0.875	89.6	9.7
1039	2010/07/28 23:09:30	0.875	88.5	10.1
1040	2010/07/28 23:11:46	0.875	87.7	10.2
1041	2010/07/28 23:12:46	1.000	86.2	8.7
1042	2010/07/28 23:13:09	0.750	95.8	12.4
1043	2010/07/28 23:15:01	0.625	96.1	12.5
1044	2010/07/28 23:15:58	0.750	92.9	12.7
1045	2010/07/28 23:17:17	1.000	86.2	11.4
1046	2010/07/28 23:17:19	0.875	87.7	9.1
1047	2010/07/28 23:17:36	0.750	92.9	11.6
1048	2010/07/28 23:18:48	1.000	92.2	12.4
1049	2010/07/28 23:18:52	0.750	92.4	10.7
1050	2010/07/28 23:19:21	0.875	87.2	9.3
1051	2010/07/28 23:19:52	1.000	82.1	8.8
1052	2010/07/28 23:20:08	0.625	91.2	13.4
1053	2010/07/28 23:20:11	1.000	85.6	8.5
1054	2010/07/28 23:20:45	0.875	90.6	11.5

1055	2010/07/28 23:22:11	0.500	92.7	12.7
1056	2010/07/28 23:22:25	0.750	85.8	9.4
1057	2010/07/28 23:22:53	0.625	93.7	12.5
1058	2010/07/28 23:23:17	0.875	88.1	10.5
1059	2010/07/28 23:23:36	0.875	87.3	9.5
1060	2010/07/28 23:24:22	0.625	88.2	9.1
1061	2010/07/28 23:25:19	1.000	84.5	11.4
1062	2010/07/28 23:27:10	0.625	92.8	13.3
1063	2010/07/28 23:27:18	0.750	84.1	11.4
1064	2010/07/28 23:27:20	1.000	79.6	9.5
1065	2010/07/28 23:28:00	0.500	92.7	13.2
1066	2010/07/28 23:28:26	0.625	90.7	12.5
1067	2010/07/28 23:28:27	0.750	84.2	12.0
1068	2010/07/28 23:29:32	0.750	86.9	10.6
1069	2010/07/28 23:29:39	0.500	80.5	8.9
1070	2010/07/28 23:29:40	1.000	82.3	9.6
1071	2010/07/28 23:29:49	1.000	82.2	9.5
1072	2010/07/28 23:30:02	0.750	82.0	8.3
1073	2010/07/28 23:30:21	1.000	80.2	9.7
1074	2010/07/28 23:30:26	0.875	80.4	9.9
1075	2010/07/28 23:30:29	0.625	90.3	13.7
1076	2010/07/28 23:30:57	0.875	83.5	10.4
1077	2010/07/28 23:31:16	1.000	83.7	9.0
1078	2010/07/28 23:31:25	0.750	83.8	9.2
1079	2010/07/28 23:31:27	0.875	83.0	9.0
1080	2010/07/28 23:31:28	0.750	83.4	9.0
1081	2010/07/28 23:31:42	0.625	76.7	8.1
1082	2010/07/28 23:31:44	0.625	78.2	11.8
1083	2010/07/28 23:31:46	1.000	83.0	10.5
1084	2010/07/28 23:32:04	0.875	86.0	9.4
1085	2010/07/28 23:32:12	0.875	81.4	9.5
1086	2010/07/28 23:32:29	0.750	85.4	10.0
1087	2010/07/28 23:32:41	0.875	81.7	8.8
1088	2010/07/28 23:33:13	0.750	85.7	12.3
1089	2010/07/28 23:34:02	0.750	91.2	12.4
1090	2010/07/28 23:34:24	0.750	98.0	9.2
1091	2010/07/28 23:34:28	0.500	95.5	9.2
1092	2010/07/28 23:36:01	0.625	86.3	11.8
1093	2010/07/28 23:40:10	0.875	76.5	10.7
1094	2010/07/28 23:41:54	0.500	91.0	13.5
1095	2010/07/28 23:51:10	0.750	80.7	12.0
1096	2010/07/28 23:57:05	0.750	70.7	11.0
1097	2010/07/29 00:07:51	0.625	70.5	12.5
1098	2010/07/29 00:11:40	0.625	69.1	11.0
1099	2010/07/29 00:11:41	0.750	73.8	11.5
1100	2010/07/29 00:12:14	0.500	73.4	12.5

1101	2010/07/29 00:16:36	0.750	71.8	12.1
1102	2010/07/29 00:17:57	0.625	76.2	12.2
1103	2010/07/29 00:18:17	0.875	74.8	11.7
1104	2010/07/29 00:20:27	0.750	79.9	12.4
1105	2010/07/29 00:21:13	0.750	77.6	12.5
1106	2010/07/29 00:22:26	0.625	83.0	12.9
1107	2010/07/29 00:22:44	0.625	73.2	12.3
1108	2010/07/29 00:23:44	0.750	74.7	11.0
1109	2010/07/29 00:24:13	0.625	76.8	11.7
1110	2010/07/29 00:30:44	0.625	80.9	13.3
1111	2010/07/29 00:31:22	1.000	70.5	9.4
1112	2010/07/29 00:32:13	0.500	85.2	13.6
1113	2010/07/29 00:33:04	0.875	79.0	10.7
1114	2010/07/29 00:33:08	0.750	76.5	10.9
1115	2010/07/29 00:34:12	0.750	77.9	12.4
1116	2010/07/29 00:34:18	0.750	77.3	11.3
1117	2010/07/29 00:34:22	0.750	81.8	11.6
1118	2010/07/29 00:35:09	0.875	75.8	12.3
1119	2010/07/29 00:35:30	0.875	75.5	9.6
1120	2010/07/29 00:36:03	0.875	74.8	8.7
1121	2010/07/29 00:37:24	0.750	79.1	11.0
1122	2010/07/29 00:37:40	0.625	75.5	11.4
1123	2010/07/29 00:37:52	0.625	82.4	12.6
1124	2010/07/29 00:38:47	0.625	85.7	13.3
1125	2010/07/29 00:38:50	0.750	78.9	10.8
1126	2010/07/29 00:39:08	0.625	73.4	11.1
1127	2010/07/29 00:39:33	1.000	84.3	13.6
1128	2010/07/29 00:39:49	1.000	79.6	11.1
1129	2010/07/29 00:40:47	0.625	80.0	11.9
1130	2010/07/29 00:40:54	0.625	82.0	12.1
1131	2010/07/29 00:41:03	0.625	88.4	13.5
1132	2010/07/29 00:42:01	0.875	80.0	8.5
1133	2010/07/29 00:42:05	0.625	83.2	11.8
1134	2010/07/29 00:43:56	0.625	82.2	9.9
1135	2010/07/29 00:43:57	0.750	81.6	9.6
1136	2010/07/29 00:43:59	0.875	84.1	9.2
1137	2010/07/29 00:44:07	0.875	85.5	8.9
1138	2010/07/29 00:44:13	0.750	89.4	12.3
1139	2010/07/29 00:44:20	1.000	87.8	9.8
1140	2010/07/29 00:44:29	0.875	90.2	7.7
1141	2010/07/29 00:44:31	0.750	88.7	11.1
1142	2010/07/29 00:45:34	0.500	92.2	12.3
1143	2010/07/29 00:45:35	0.750	87.2	9.8
1144	2010/07/29 00:45:37	0.750	85.9	10.0
1145	2010/07/29 00:45:53	0.750	94.7	13.2
1146	2010/07/29 00:46:18	1.000	88.2	10.7

1147	2010/07/29 00:46:20	0.625	90.8	12.0
1148	2010/07/29 00:46:33	0.750	85.7	10.8
1149	2010/07/29 00:46:59	0.750	86.9	9.7
1150	2010/07/29 00:47:01	0.625	95.7	13.1
1151	2010/07/29 00:47:08	0.750	89.5	11.9
1152	2010/07/29 00:47:17	0.625	88.6	12.7
1153	2010/07/29 00:47:20	0.750	90.3	10.1
1154	2010/07/29 00:47:48	0.750	84.7	9.9
1155	2010/07/29 00:47:56	0.875	89.7	10.2
1156	2010/07/29 00:47:57	0.875	91.3	10.4
1157	2010/07/29 00:48:28	0.500	95.9	13.4
1158	2010/07/29 00:48:35	0.625	89.0	10.1
1159	2010/07/29 00:49:04	0.500	85.9	11.2
1160	2010/07/29 00:49:17	0.750	95.2	13.5
1161	2010/07/29 00:49:57	0.750	86.9	13.1
1162	2010/07/29 00:50:16	0.625	85.7	12.7
1163	2010/07/29 00:50:31	0.625	87.8	10.9
1164	2010/07/29 00:50:52	0.875	85.5	11.1
1165	2010/07/29 00:50:57	0.875	89.0	9.5
1166	2010/07/29 00:51:00	0.750	90.3	9.8
1167	2010/07/29 00:51:43	0.500	90.8	13.9
1168	2010/07/29 00:51:59	0.750	95.9	12.9
1169	2010/07/29 00:52:20	0.625	91.5	12.2
1170	2010/07/29 00:52:27	0.500	85.8	11.5
1171	2010/07/29 00:52:37	0.750	91.3	10.8
1172	2010/07/29 00:53:13	0.750	88.2	12.2
1173	2010/07/29 00:53:36	0.625	90.5	12.7
1174	2010/07/29 00:53:53	1.000	87.4	9.3
1175	2010/07/29 00:54:01	0.750	90.4	11.9
1176	2010/07/29 00:54:04	0.625	90.1	11.9
1177	2010/07/29 00:54:08	0.500	89.9	13.5
1178	2010/07/29 00:56:04	0.500	91.5	9.6
1179	2010/07/29 00:56:13	1.000	90.6	6.6
1180	2010/07/29 00:56:36	1.000	86.9	9.3
1181	2010/07/29 00:57:01	0.750	89.5	9.2
1182	2010/07/29 00:59:10	0.625	96.4	12.6
1183	2010/07/29 00:59:19	0.875	96.9	12.8
1184	2010/07/29 00:59:34	0.500	94.1	12.7
1185	2010/07/29 00:59:35	1.000	91.4	9.0
1186	2010/07/29 01:00:45	1.000	90.5	10.1
1187	2010/07/29 01:01:35	0.750	91.9	8.8
1188	2010/07/29 01:01:59	0.875	92.8	12.1
1189	2010/07/29 01:02:36	0.750	97.2	12.5
1190	2010/07/29 01:03:12	0.625	88.9	11.5
1191	2010/07/29 01:03:30	0.750	95.5	7.1
1192	2010/07/29 01:04:19	0.625	92.9	11.8

1193	2010/07/29 01:04:28	0.750	94.9	10.2
1194	2010/07/29 01:04:49	0.750	93.4	13.0
1195	2010/07/29 01:06:07	0.875	90.6	8.0
1196	2010/07/29 01:06:20	0.625	95.1	12.2
1197	2010/07/29 01:06:39	0.875	97.1	12.1
1198	2010/07/29 01:06:48	1.000	93.0	6.9
1199	2010/07/29 01:07:05	0.625	96.8	12.8
1200	2010/07/29 01:07:10	0.875	94.3	11.1
1201	2010/07/29 01:07:57	0.875	94.1	10.2
1202	2010/07/29 01:08:00	1.000	97.8	11.2
1203	2010/07/29 01:08:14	0.750	96.1	10.5
1204	2010/07/29 01:09:26	0.500	105.0	12.9
1205	2010/07/29 01:09:40	0.750	96.1	10.0
1206	2010/07/29 01:11:40	0.875	98.3	8.6
1207	2010/07/29 01:25:21	0.750	72.6	12.1
1208	2010/07/29 01:38:10	0.625	92.3	11.5
1209	2010/07/29 01:38:20	0.625	86.6	7.7
1210	2010/07/29 01:38:23	0.875	94.5	10.2
1211	2010/07/29 01:38:41	0.750	81.1	9.3
1212	2010/07/29 01:40:37	0.875	76.4	9.5
1213	2010/07/29 01:44:22	0.750	76.5	9.5
1214	2010/07/29 01:44:43	0.875	72.4	10.1
1215	2010/07/29 01:44:50	1.000	88.1	9.7
1216	2010/07/29 01:44:52	0.625	96.4	10.5
1217	2010/07/29 01:45:08	0.500	88.7	11.9
1218	2010/07/29 01:45:10	0.750	86.9	11.3
1219	2010/07/29 01:45:37	0.625	85.4	11.7
1220	2010/07/29 01:45:51	0.750	84.3	11.2
1221	2010/07/29 01:45:56	1.000	91.1	10.9
1222	2010/07/29 01:45:59	0.500	94.9	11.8
1223	2010/07/29 01:46:21	0.625	90.8	13.4
1224	2010/07/29 01:46:53	0.875	87.6	8.2
1225	2010/07/29 01:46:59	0.875	86.5	12.7
1226	2010/07/29 01:47:16	1.000	86.3	12.7
1227	2010/07/29 01:47:27	0.625	85.4	12.1
1228	2010/07/29 01:47:28	0.625	80.1	10.9
1229	2010/07/29 01:47:30	0.875	74.9	9.8
1230	2010/07/29 01:48:07	0.875	90.0	12.4
1231	2010/07/29 01:48:10	0.875	94.2	12.7
1232	2010/07/29 01:48:21	0.625	85.5	11.7
1233	2010/07/29 01:48:23	0.625	79.4	9.5
1234	2010/07/29 01:49:31	0.625	81.5	13.1
1235	2010/07/29 01:49:45	0.500	87.8	13.4
1236	2010/07/29 01:49:57	1.000	78.0	12.4
1237	2010/07/29 01:50:03	0.625	91.2	13.9
1238	2010/07/29 01:50:21	0.875	84.6	9.3

1239	2010/07/29 01:51:04	0.750	85.4	10.3
1240	2010/07/29 01:52:16	0.875	80.4	9.7
1241	2010/07/29 01:52:28	0.625	77.4	11.8
1242	2010/07/29 01:57:14	0.500	93.0	13.8
1243	2010/07/29 01:58:02	0.500	87.0	12.9
1244	2010/07/29 01:58:19	0.625	84.2	12.6
1245	2010/07/29 01:59:48	0.625	86.6	12.8
1246	2010/07/29 01:59:53	0.500	83.5	12.5
1247	2010/07/29 02:00:06	0.625	88.3	12.0
1248	2010/07/29 02:00:08	0.500	81.6	10.8
1249	2010/07/29 02:00:16	0.875	77.0	10.3
1250	2010/07/29 02:00:31	0.625	83.4	12.1
1251	2010/07/29 02:00:52	0.625	80.9	9.9
1252	2010/07/29 02:01:06	0.750	91.4	13.5
1253	2010/07/29 02:01:18	0.625	85.5	12.2
1254	2010/07/29 02:01:47	0.875	82.4	12.5
1255	2010/07/29 02:03:01	0.750	88.7	11.8
1256	2010/07/29 02:04:53	0.500	84.8	12.5
1257	2010/07/29 02:05:02	0.625	77.5	11.7
1258	2010/07/29 02:11:11	0.625	80.3	12.0
1259	2010/07/29 02:11:43	0.875	80.5	9.1
1260	2010/07/29 02:12:18	0.625	75.8	11.1
1261	2010/07/29 02:12:38	0.625	79.1	12.7
1262	2010/07/29 02:14:25	0.625	80.8	11.5
1263	2010/07/29 02:15:02	0.625	83.1	11.7
1264	2010/07/29 02:15:21	0.500	87.1	13.1
1265	2010/07/29 02:16:52	1.000	73.9	6.1
1266	2010/07/29 02:16:55	0.750	88.3	12.8
1267	2010/07/29 02:17:31	0.750	79.1	10.5
1268	2010/07/29 02:19:06	0.625	87.3	12.0
1269	2010/07/29 02:19:51	0.750	84.8	13.1
1270	2010/07/29 02:22:04	1.000	83.2	11.7
1271	2010/07/29 02:23:39	0.750	79.5	12.2
1272	2010/07/29 02:24:00	0.750	85.0	13.0
1273	2010/07/29 02:27:00	0.500	83.7	12.5
1274	2010/07/29 02:28:25	0.500	93.5	14.0
1275	2010/07/29 02:28:49	0.625	83.0	12.3
1276	2010/07/29 02:28:50	0.625	86.0	12.4
1277	2010/07/29 02:28:56	0.875	79.2	9.3
1278	2010/07/29 02:29:05	0.750	81.6	10.8
1279	2010/07/29 02:29:17	0.875	78.7	10.8
1280	2010/07/29 02:29:29	0.750	80.8	10.2
1281	2010/07/29 02:29:34	0.625	79.3	12.1
1282	2010/07/29 02:29:46	0.875	80.7	10.8
1283	2010/07/29 02:30:39	0.500	87.4	12.3
1284	2010/07/29 02:30:54	0.750	82.3	11.4

1285	2010/07/29 02:31:11	0.875	88.5	12.5
1286	2010/07/29 02:31:54	0.875	78.8	10.1
1287	2010/07/29 02:33:47	0.500	88.0	13.1
1288	2010/07/29 02:35:54	0.875	84.5	12.0
1289	2010/07/29 02:36:18	0.625	85.5	11.1
1290	2010/07/29 02:36:33	0.625	85.6	13.1
1291	2010/07/29 02:36:52	0.625	84.6	9.6
1292	2010/07/29 02:36:56	0.500	80.8	11.6
1293	2010/07/29 02:39:02	0.875	80.7	12.6
1294	2010/07/29 02:39:21	0.625	88.6	13.1
1295	2010/07/29 02:40:20	0.875	82.2	11.9
1296	2010/07/29 02:40:22	0.625	84.4	11.4
1297	2010/07/29 02:42:40	0.500	92.0	13.9
1298	2010/07/29 02:43:01	0.625	84.9	11.6
1299	2010/07/29 02:43:48	0.750	85.6	11.2
1300	2010/07/29 02:44:19	1.000	83.0	9.5
1301	2010/07/29 02:44:21	0.625	86.9	12.1
1302	2010/07/29 02:46:43	0.750	83.9	12.4
1303	2010/07/29 02:46:53	0.625	86.9	12.1
1304	2010/07/29 02:47:10	0.875	81.5	11.2
1305	2010/07/29 02:47:30	0.750	86.2	12.9
1306	2010/07/29 02:47:35	0.625	85.7	13.3
1307	2010/07/29 02:47:41	0.875	82.1	8.4
1308	2010/07/29 02:49:03	0.875	81.8	10.4
1309	2010/07/29 02:50:00	0.750	87.3	12.7
1310	2010/07/29 02:50:28	0.875	79.9	10.2
1311	2010/07/29 02:52:45	0.625	87.0	12.7
1312	2010/07/29 02:52:58	0.625	81.5	11.9
1313	2010/07/29 02:58:53	1.000	80.8	12.4
1314	2010/07/29 02:59:54	0.500	88.9	13.1
1315	2010/07/29 03:00:51	0.750	81.7	11.5
1316	2010/07/29 03:01:20	0.750	82.4	11.3
1317	2010/07/29 03:02:03	0.875	84.5	12.5
1318	2010/07/29 03:02:04	0.500	83.2	10.2
1319	2010/07/29 03:02:40	0.750	89.7	11.5
1320	2010/07/29 03:03:13	0.625	83.8	11.8
1321	2010/07/29 03:04:29	0.625	86.4	12.5
1322	2010/07/29 03:04:37	1.000	81.3	11.3
1323	2010/07/29 03:05:27	0.625	85.9	12.7
1324	2010/07/29 03:08:38	0.875	75.3	11.7
1325	2010/07/29 03:09:29	1.000	75.9	8.2
1326	2010/07/29 03:10:02	0.625	83.4	12.1
1327	2010/07/29 03:10:26	0.625	90.9	13.9
1328	2010/07/29 03:10:33	0.500	87.5	13.6
1329	2010/07/29 03:11:05	0.875	78.6	11.2
1330	2010/07/29 03:11:37	0.500	79.1	12.3

1331	2010/07/29 03:12:10	0.625	89.2	12.6
1332	2010/07/29 03:12:14	1.000	81.1	10.6
1333	2010/07/29 03:12:33	0.625	84.6	13.1
1334	2010/07/29 03:12:36	0.750	81.1	11.3
1335	2010/07/29 03:12:48	0.750	84.1	9.4
1336	2010/07/29 03:13:33	0.625	90.8	13.6
1337	2010/07/29 03:15:37	1.000	74.0	9.0
1338	2010/07/29 03:15:43	0.625	84.5	12.3
1339	2010/07/29 03:15:58	0.875	82.3	11.3
1340	2010/07/29 03:16:14	0.875	79.4	11.5
1341	2010/07/29 03:18:14	1.000	79.8	9.0
1342	2010/07/29 03:20:44	0.875	81.4	11.5
1343	2010/07/29 03:21:11	0.750	80.0	11.1
1344	2010/07/29 03:33:45	0.750	85.9	11.8
1345	2010/07/29 03:36:42	0.625	93.1	13.4
1346	2010/07/29 03:36:46	1.000	83.1	10.4
1347	2010/07/29 03:36:51	0.750	82.3	10.2
1348	2010/07/29 03:36:54	0.875	84.7	11.2
1349	2010/07/29 03:37:01	0.875	87.1	9.5
1350	2010/07/29 03:37:15	0.875	81.9	9.4
1351	2010/07/29 03:37:17	0.750	86.1	11.6
1352	2010/07/29 03:37:26	0.500	87.8	13.1
1353	2010/07/29 03:38:18	0.625	76.1	11.0
1354	2010/07/29 03:39:10	0.625	74.5	13.1
1355	2010/07/29 03:39:35	0.625	86.6	12.3
1356	2010/07/29 03:39:48	0.625	80.5	12.0
1357	2010/07/29 03:40:32	0.750	82.8	10.9
1358	2010/07/29 03:41:38	0.750	71.9	9.2
1359	2010/07/29 03:43:08	0.750	81.2	12.1
1360	2010/07/29 03:44:14	0.875	77.6	11.1
1361	2010/07/29 03:44:47	0.500	88.9	13.5
1362	2010/07/29 03:44:52	0.750	85.1	11.4
1363	2010/07/29 03:44:55	0.625	92.3	13.3
1364	2010/07/29 03:47:33	0.875	84.1	12.5
1365	2010/07/29 03:47:38	0.750	79.0	9.3
1366	2010/07/29 03:48:20	1.000	85.7	13.5
1367	2010/07/29 03:48:25	0.500	86.0	12.5
1368	2010/07/29 03:48:25	0.750	86.2	10.7
1369	2010/07/29 03:48:39	0.625	86.2	11.6
1370	2010/07/29 03:48:43	1.000	85.7	9.7
1371	2010/07/29 03:48:50	1.000	78.7	7.2
1372	2010/07/29 03:49:02	0.500	95.8	13.4
1373	2010/07/29 03:49:44	0.500	96.0	13.7
1374	2010/07/29 03:49:50	0.500	86.2	13.2
1375	2010/07/29 03:50:21	0.625	82.8	12.3
1376	2010/07/29 03:50:27	0.500	87.8	12.5

1377	2010/07/29 03:50:31	0.750	79.5	10.0
1378	2010/07/29 03:51:41	1.000	85.3	12.3
1379	2010/07/29 03:52:36	0.875	82.9	10.1
1380	2010/07/29 03:53:14	0.875	82.6	8.3
1381	2010/07/29 03:55:13	0.625	86.5	11.9
1382	2010/07/29 03:57:56	0.625	88.7	13.3
1383	2010/07/29 04:04:27	0.625	87.9	13.4
1384	2010/07/29 04:06:10	0.750	76.7	10.9
1385	2010/07/29 04:07:37	0.625	91.7	13.9
1386	2010/07/29 04:44:42	0.875	63.5	8.6
1387	2010/07/29 05:21:22	0.875	69.1	11.0
1388	2010/07/29 05:21:45	0.875	65.7	9.2
1389	2010/07/29 05:33:20	0.875	70.2	11.4
1390	2010/07/29 05:34:39	0.875	68.8	9.9
1391	2010/07/29 05:50:52	1.000	68.3	11.3
1392	2010/07/29 05:51:47	0.875	72.6	10.1
1393	2010/07/29 06:01:42	0.625	69.4	10.6
1394	2010/07/29 06:13:44	0.750	72.2	10.3
1395	2010/07/29 06:13:49	0.750	69.3	9.3
1396	2010/07/29 06:13:56	0.875	72.4	11.5
1397	2010/07/29 06:14:09	0.750	70.2	8.3
1398	2010/07/29 06:14:11	0.875	69.4	8.7
1399	2010/07/29 06:14:33	0.750	71.1	9.3
1400	2010/07/29 06:14:36	1.000	70.2	9.2
1401	2010/07/29 06:15:05	1.000	70.7	9.3
1402	2010/07/29 06:15:17	0.625	75.8	12.1
1403	2010/07/29 06:15:26	0.750	77.2	11.9
1404	2010/07/29 06:18:36	0.750	75.1	12.2
1405	2010/07/29 06:36:55	1.000	79.3	8.3
1406	2010/07/29 06:50:22	0.750	71.9	10.9
1407	2010/07/29 06:53:30	1.000	69.4	8.1
1408	2010/07/29 06:59:17	0.625	67.6	12.3
1409	2010/07/29 06:59:18	0.875	70.0	10.9
1410	2010/07/29 07:05:07	0.750	73.8	12.7
1411	2010/07/29 07:05:39	0.750	67.8	10.4
1412	2010/07/29 07:09:23	0.625	66.5	11.9
1413	2010/07/29 07:31:27	0.500	81.0	11.5
1414	2010/07/29 07:38:21	0.875	81.8	12.3
1415	2010/07/29 07:38:23	0.750	78.5	10.3
1416	2010/07/29 07:43:55	0.750	80.1	13.0
1417	2010/07/29 07:50:25	0.875	69.7	6.6
1418	2010/07/29 07:55:38	0.500	71.8	10.1
1419	2010/07/29 08:14:24	0.750	74.3	9.2
1420	2010/07/29 09:04:37	0.625	82.6	13.2
1421	2010/07/29 09:05:07	0.875	69.7	8.1
1422	2010/07/29 09:05:09	1.000	70.5	8.3

		Ponte sullo Stretto di Messina PROGETTO DEFINITIVO		
MONITORAGGIO EMISSIONI DI RUMORE PER LA MAPPATURA DI CLIMA ACUSTICO VOL.2/2	<i>Codice documento</i> AS0106_F0.docxF0	<i>Rev</i> F0	<i>Data</i> 20/06/2011	

1423	2010/07/29 09:05:25	0.750	70.4	8.5
1424	2010/07/29 09:05:30	1.000	70.3	7.0
1425	2010/07/29 09:36:01	0.750	72.1	9.1
1426	2010/07/29 09:37:38	0.875	75.0	9.6
1427	2010/07/29 09:38:11	0.875	67.6	9.1
1428	2010/07/29 09:39:47	1.000	66.5	10.0
1429	2010/07/29 09:41:50	0.750	74.8	8.1
1430	2010/07/29 09:55:38	0.500	77.0	12.8
1431	2010/07/29 09:56:34	0.625	71.0	11.9
1432	2010/07/29 10:25:53	0.625	75.5	12.4
1433	2010/07/29 10:57:57	0.875	70.9	7.9
1434	2010/07/29 11:00:31	0.875	70.5	8.6
1435	2010/07/29 11:03:06	0.875	71.2	8.4
1436	2010/07/29 11:05:41	1.000	70.8	7.6
1437	2010/07/29 11:08:17	0.750	71.4	8.5
1438	2010/07/29 11:10:53	0.875	71.8	8.4
1439	2010/07/29 11:14:11	0.875	72.5	11.8
1440	2010/07/29 11:16:30	1.000	75.8	9.9
1441	2010/07/29 11:16:44	0.875	74.8	9.6
1442	2010/07/29 11:18:48	0.875	74.4	12.3
1443	2010/07/29 11:19:25	0.750	72.1	12.1
1444	2010/07/29 11:19:32	0.875	72.7	8.0
1445	2010/07/29 11:19:35	0.625	74.9	10.1
1446	2010/07/29 11:19:37	0.625	76.1	10.6
1447	2010/07/29 11:20:56	0.875	72.9	11.2
1448	2010/07/29 11:22:32	0.625	73.6	11.7
1449	2010/07/29 11:25:58	0.625	74.4	10.0
1450	2010/07/29 11:43:39	0.750	72.5	9.1
1451	2010/07/29 11:43:41	0.750	70.5	8.4
1452	2010/07/29 11:43:42	0.875	69.6	7.3
1453	2010/07/29 11:43:44	0.875	72.4	8.6
1454	2010/07/29 11:43:53	0.750	71.0	8.9
1455	2010/07/29 11:43:55	0.875	71.6	8.1
1456	2010/07/29 11:44:03	0.875	72.2	9.2
1457	2010/07/29 11:50:56	1.000	70.5	9.3
1458	2010/07/29 11:51:59	0.750	72.5	11.6
1459	2010/07/29 12:03:10	0.750	72.8	8.3
1460	2010/07/29 12:07:31	0.750	69.2	9.0
1461	2010/07/29 12:17:45	0.625	70.4	9.8

RICONOSCIMENTO COMPONENTI TONALI

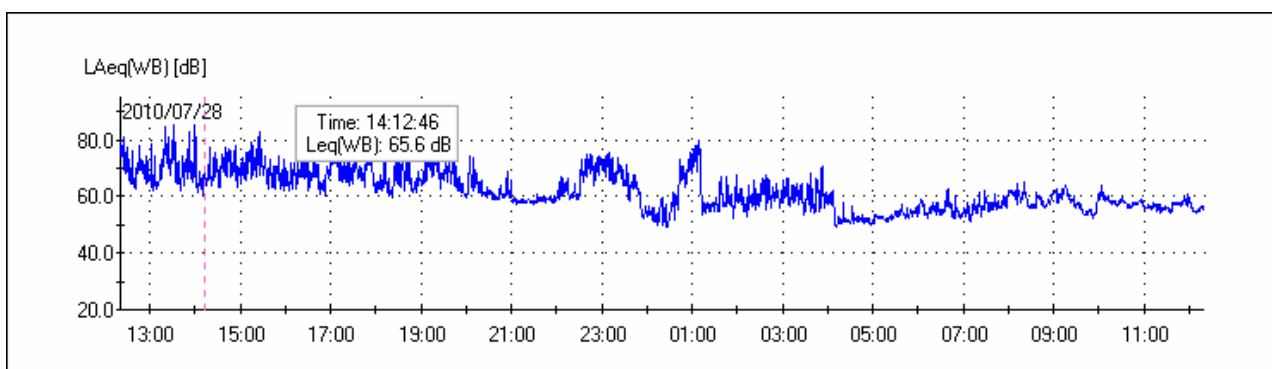
Al fine di individuare la presenza di Componenti Tonalì (CT) nel rumore, si effettua un'analisi

		Ponte sullo Stretto di Messina PROGETTO DEFINITIVO		
MONITORAGGIO EMISSIONI DI RUMORE PER LA MAPPATURA DI CLIMA ACUSTICO VOL.2/2	<i>Codice documento</i> AS0106_F0.docxF0	<i>Rev</i> F0	<i>Data</i> 20/06/2011	

spettrale per bande normalizzate di 1/3 di ottava. Si considerano esclusivamente le CT aventi carattere stazionario nel tempo ed in frequenza.

L'analisi è stata svolta nell'intervallo di frequenza compreso tra 20 Hz e 20 KHz.

Si è in presenza di una CT se il livello minimo di una banda supera i livelli minimi delle bande adiacenti per almeno 5 dB.



SOGLIE PENALIZZAZIONE	
Persistenza BF	5%
Persistenza AF	5%
TONALI [Hz]	PERSIST [%]
Freq: 315	0.1
PENALIZZAZIONI	
Penalizzazione BF: No	
Penalizzazione AF: No	

TIME ISTORY COMPONENTI TONALI

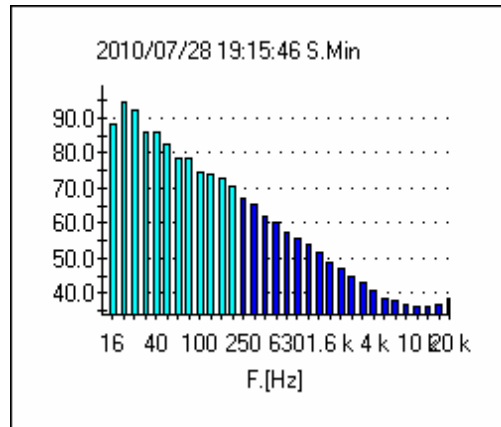
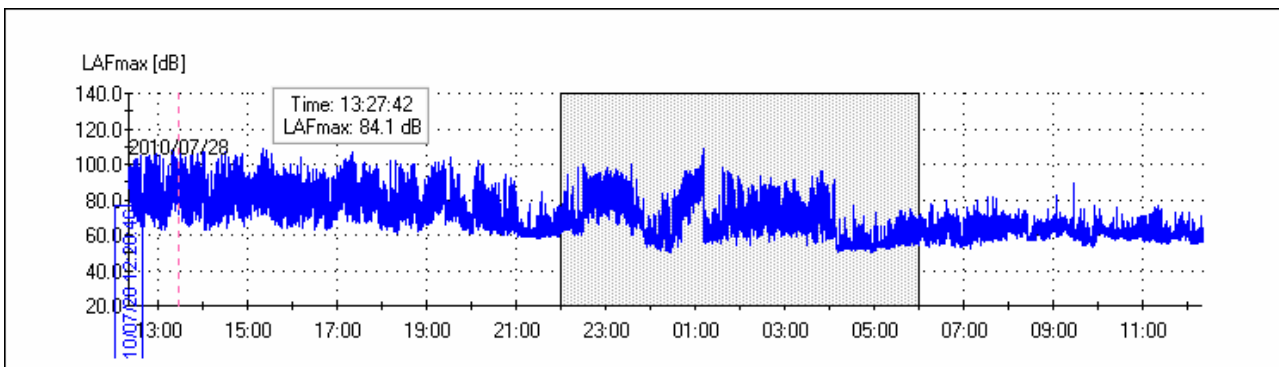
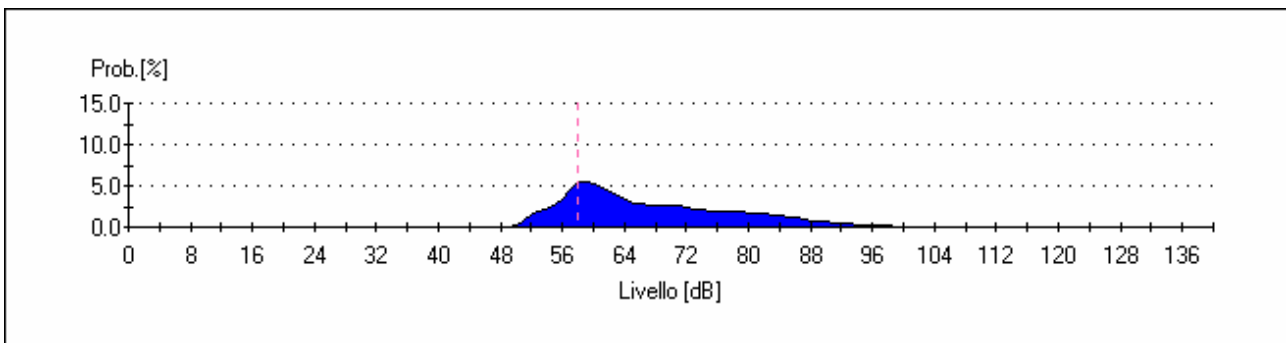


GRAFICO DEL CLIMA ACUSTICO GIORNALIERO



DISTRIBUTIVA



CUMULATIVA

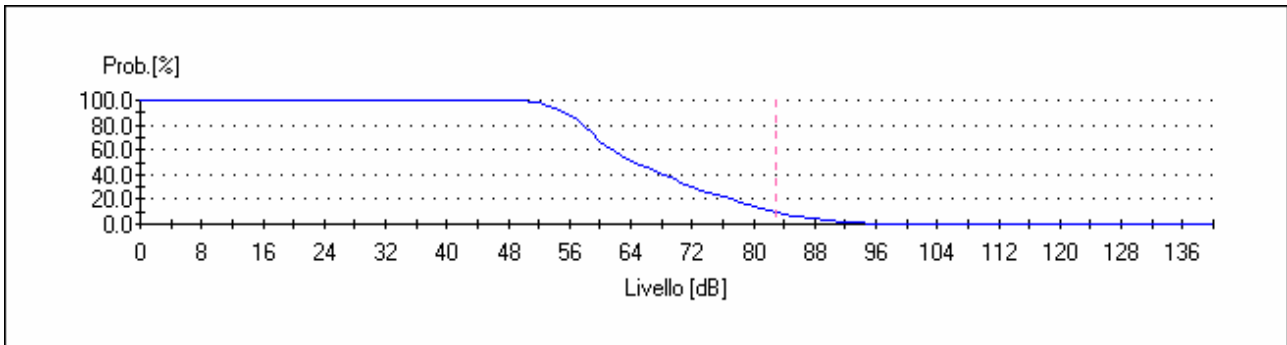
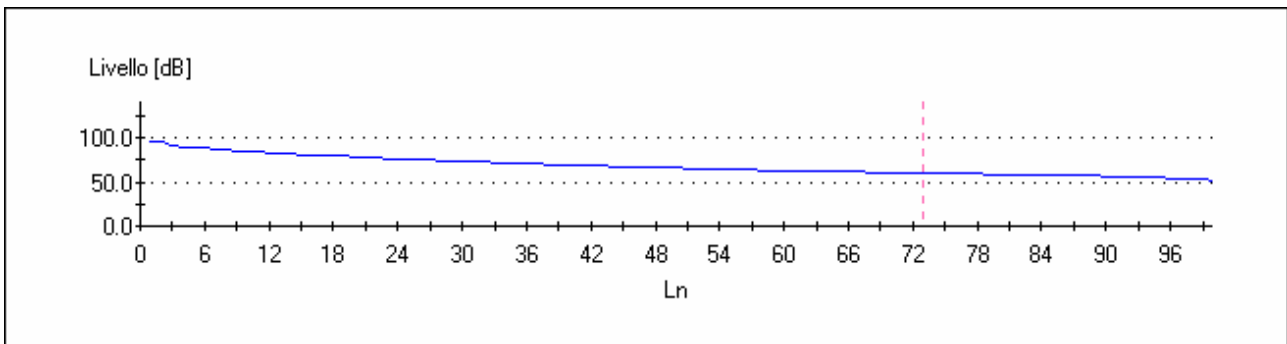


GRAFICO PERCENTILI



Livelli statistici L1, L5, L10, L50, L90, L95, L99; nelle 24 ore

Percentile	Leq.[dB]
0	95.0
1	95.0
2	92.0
3	90.0
4	89.0
5	88.0
6	87.0
7	86.0
8	85.0

9	84.0
10	83.5
11	83.0
12	82.0
13	81.5
14	81.0
15	80.5
16	80.0
17	79.5
18	79.0
19	78.0
20	77.5
21	77.0
22	76.5
23	76.0
24	75.5
25	75.0
26	74.5
27	74.0
28	73.5
29	73.0
30	72.7
31	72.3
32	72.0
33	71.5
34	71.0
35	70.7
36	70.3
37	70.0
38	69.7
39	69.3
40	69.0

41	68.5
42	68.0
43	67.7
44	67.3
45	67.0
46	66.7
47	66.3
48	66.0
49	65.7
50	65.3
51	65.0
52	64.7
53	64.3
54	64.0
55	63.8
56	63.5
57	63.3
58	63.0
59	62.8
60	62.5
61	62.3
62	62.0
63	61.8
64	61.6
65	61.4
66	61.2
67	61.0
68	60.8
69	60.6
70	60.4
71	60.2
72	60.0

		Ponte sullo Stretto di Messina PROGETTO DEFINITIVO	
MONITORAGGIO EMISSIONI DI RUMORE PER LA MAPPATURA DI CLIMA ACUSTICO VOL.2/2	<i>Codice documento</i> AS0106_F0.docxF0	<i>Rev</i> F0	<i>Data</i> 20/06/2011

73	59.8
74	59.6
75	59.4
76	59.2
77	59.0
78	58.8
79	58.7
80	58.5
81	58.3
82	58.2
83	58.0
84	57.8
85	57.5
86	57.3
87	57.0
88	56.8
89	56.5
90	56.3
91	56.0
92	55.5
93	55.0
94	54.5
95	54.0
96	53.5
97	53.0
98	52.5
99	52.0

LIVELLI PERCENTILI DIURNI

Percentile	Leq.[dB]
0	96.0
1	96.0
2	93.0
3	92.0
4	90.0
5	89.0
6	88.0
7	87.0
8	86.5
9	86.0
10	85.0
11	84.5
12	84.0
13	83.5
14	83.0
15	82.5
16	82.0
17	81.5
18	81.0
19	80.5
20	80.0
21	79.0
22	78.5
23	78.0
24	77.5
25	77.0
26	76.5
27	76.0
28	75.5
29	75.0

30	74.5
31	74.0
32	73.5
33	73.0
34	72.5
35	72.0
36	71.7
37	71.3
38	71.0
39	70.5
40	70.0
41	69.5
42	69.0
43	68.7
44	68.3
45	68.0
46	67.5
47	67.0
48	66.5
49	66.0
50	65.7
51	65.3
52	65.0
53	64.7
54	64.3
55	64.0
56	63.8
57	63.5
58	63.3
59	63.0
60	62.8
61	62.5

62	62.3
63	62.0
64	61.8
65	61.7
66	61.5
67	61.3
68	61.2
69	61.0
70	60.8
71	60.7
72	60.5
73	60.3
74	60.2
75	60.0
76	59.8
77	59.7
78	59.5
79	59.3
80	59.2
81	59.0
82	58.8
83	58.7
84	58.5
85	58.3
86	58.2
87	58.0
88	57.8
89	57.7
90	57.5
91	57.3
92	57.2
93	57.0

		Ponte sullo Stretto di Messina PROGETTO DEFINITIVO	
MONITORAGGIO EMISSIONI DI RUMORE PER LA MAPPATURA DI CLIMA ACUSTICO VOL.2/2	<i>Codice documento</i> AS0106_F0.docxF0	<i>Rev</i> F0	<i>Data</i> 20/06/2011

94	56.7
95	56.3
96	56.0
97	55.5
98	55.0
99	54.0

LIVELLI PERCENTILI NOTTURNI

Percentile	Leq.[dB]
0	90.0
1	90.0
2	87.0
3	85.0
4	84.0
5	82.0
6	81.5
7	81.0
8	80.0
9	79.5
10	79.0
11	78.0
12	77.5
13	77.0
14	76.5
15	76.0
16	75.5
17	75.0
18	74.5
19	74.0
20	73.7
21	73.3

22	73.0
23	72.7
24	72.3
25	72.0
26	71.7
27	71.3
28	71.0
29	70.7
30	70.3
31	70.0
32	69.8
33	69.5
34	69.3
35	69.0
36	68.7
37	68.3
38	68.0
39	67.7
40	67.3
41	67.0
42	66.8
43	66.5
44	66.3
45	66.0
46	65.7
47	65.3
48	65.0
49	64.8
50	64.5
51	64.3
52	64.0
53	63.7

54	63.3
55	63.0
56	62.8
57	62.5
58	62.3
59	62.0
60	61.8
61	61.5
62	61.3
63	61.0
64	60.7
65	60.3
66	60.0
67	59.8
68	59.5
69	59.3
70	59.0
71	58.8
72	58.5
73	58.3
74	58.0
75	57.7
76	57.3
77	57.0
78	56.7
79	56.3
80	56.0
81	55.8
82	55.5
83	55.3
84	55.0
85	54.8

		Ponte sullo Stretto di Messina PROGETTO DEFINITIVO	
MONITORAGGIO EMISSIONI DI RUMORE PER LA MAPPATURA DI CLIMA ACUSTICO VOL.2/2	<i>Codice documento</i> AS0106_F0.docxF0	<i>Rev</i> F0	<i>Data</i> 20/06/2011

86	54.5
87	54.3
88	54.0
89	53.8
90	53.6
91	53.4
92	53.2
93	53.0
94	52.8
95	52.5
96	52.3
97	52.0
98	51.5
99	51.0

**LIVELLI DI IMPULS- FAST E SLOW
MAX NELLE 24 ORE**

		Ponte sullo Stretto di Messina PROGETTO DEFINITIVO		
MONITORAGGIO EMISSIONI DI RUMORE PER LA MAPPATURA DI CLIMA ACUSTICO VOL.2/2		<i>Codice documento</i> AS0106_F0.docxF0	<i>Rev</i> F0	<i>Data</i> 20/06/2011

LAIp [dB]	LASp [dB]	LAFp [dB]
111.9	103.3	108.4
108.1	103.4	106.5
105.1	94.7	100.3
112.1	102	108.3
87.5	74.3	82.6
94.3	80.6	89.2
112.1	103.4	108.4

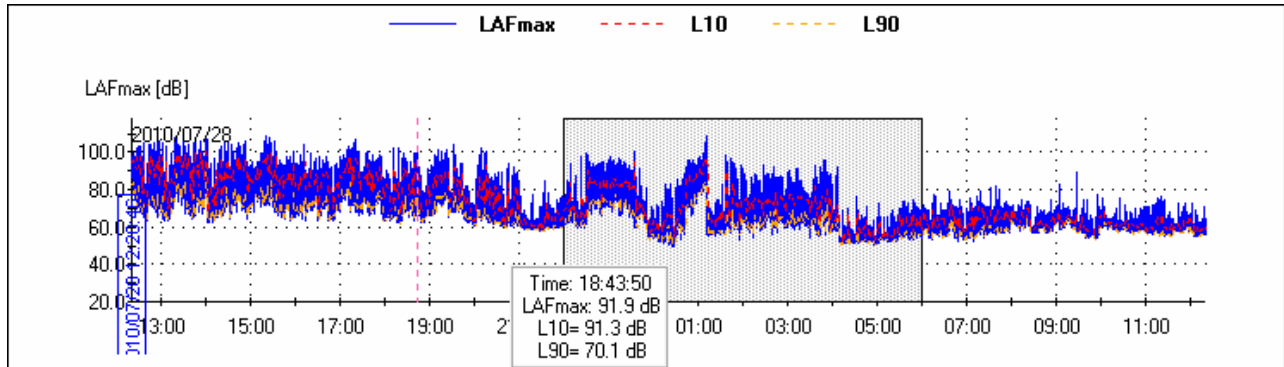
LIVELLI di Impuls – fast – slow massimi nelle 16 ore diurne

LIVELLI DI IMPULS- FAST E SLOW MAX DIURNI		
LAIp [dB]	LASp [dB]	LAFp [dB]
111.9	103.3	108.4
108.1	103.4	106.5
98.9	86.1	94
87.5	74.3	82.6
94.3	80.6	89.2
111.9	103.4	108.4

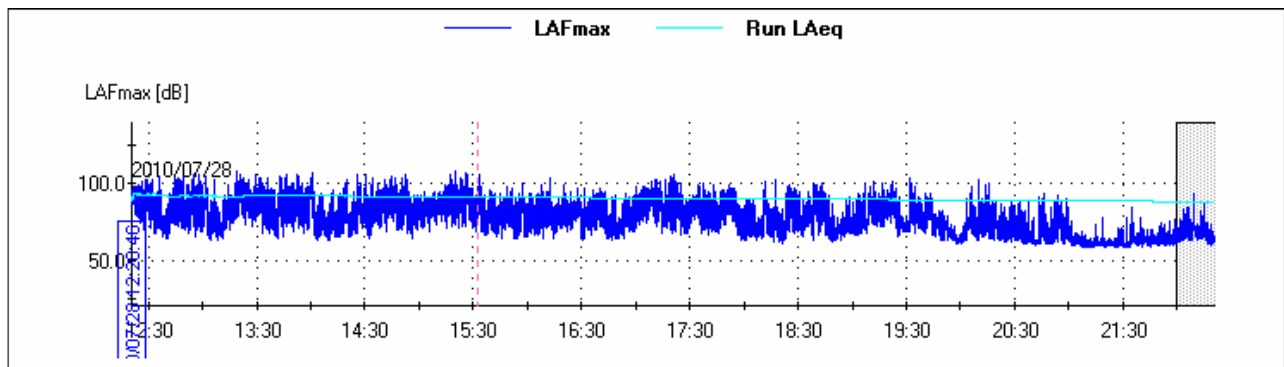
LIVELLI di Impuls – fast – slow massimi nelle 8 ore notturni

LIVELLI DI IMPULS- FAST E SLOW MAX NOTTURNI		
LAIp [dB]	LASp [dB]	LAFp [dB]
105.1	94.7	100.3
112.1	102	108.3
78.1	69.9	74.5
112.1	102	108.3

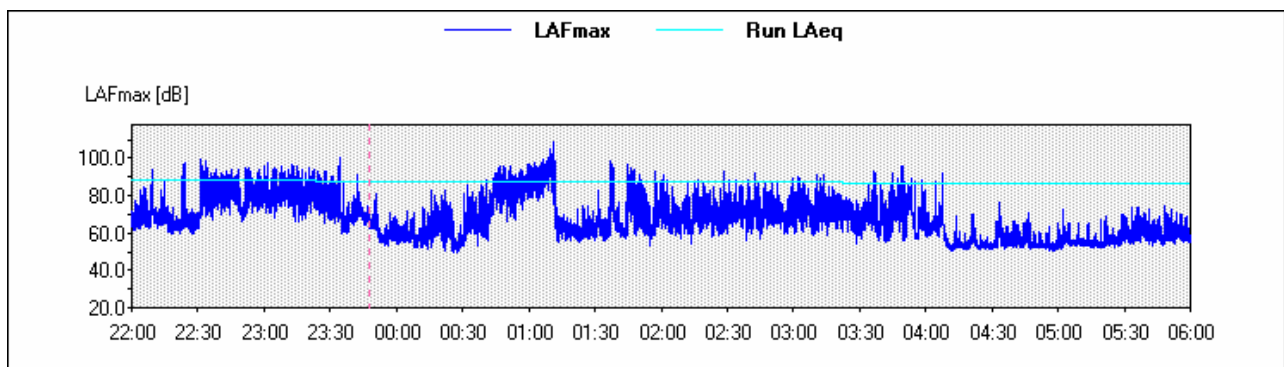
TIME HISTORY L10 – L90



RUNNING Leq DIURNO

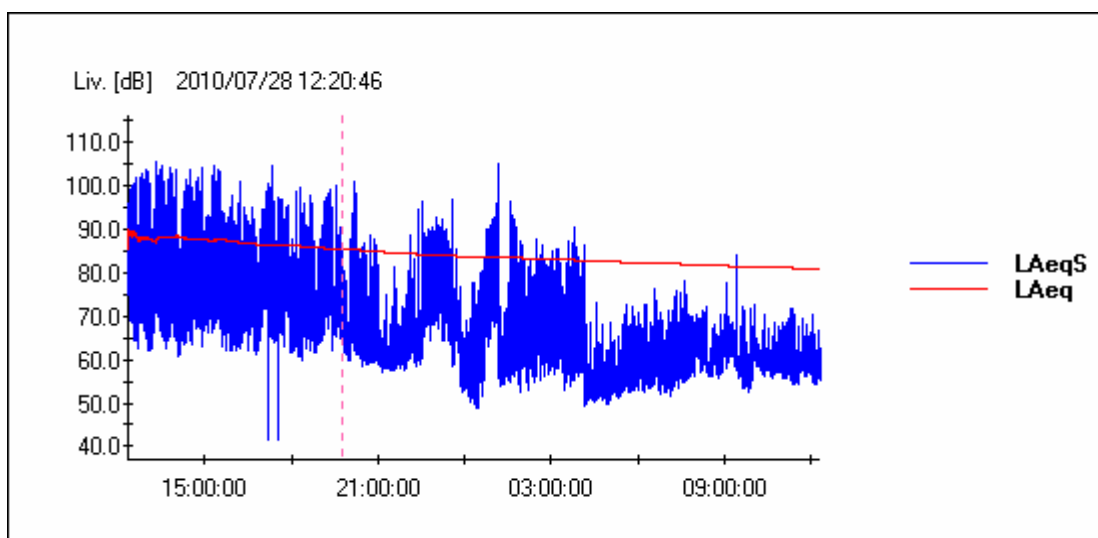


RUNNING Leq NOTTURNO

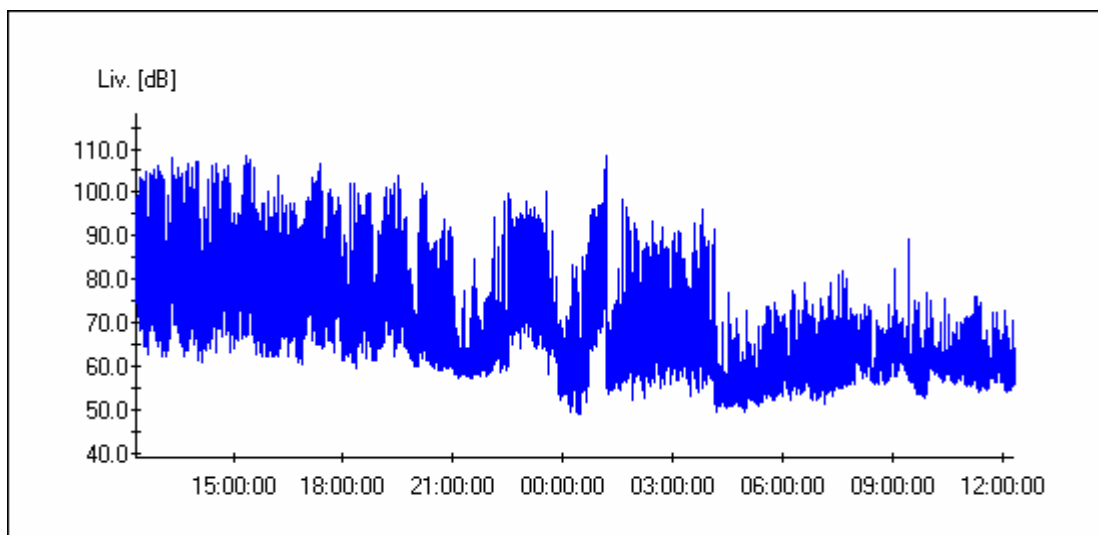


		Ponte sullo Stretto di Messina PROGETTO DEFINITIVO		
MONITORAGGIO EMISSIONI DI RUMORE PER LA MAPPATURA DI CLIMA ACUSTICO VOL.2/2	<i>Codice documento</i> AS0106_F0.docxF0	<i>Rev</i> F0	<i>Data</i> 20/06/2011	

LA TIME HISTORY LIVELLO EQUIVALENTE PONDERATO "A"



LA TIME HISTORY LIVELLO PRESSIONE SONORA PONDERATA "A"



		Ponte sullo Stretto di Messina PROGETTO DEFINITIVO		
MONITORAGGIO EMISSIONI DI RUMORE PER LA MAPPATURA DI CLIMA ACUSTICO VOL.2/2	<i>Codice documento</i> AS0106_F0.docxF0		<i>Rev</i> F0	<i>Data</i> 20/06/2011

R2 - MISURE DI 24 ORE CON POSTAZIONE SEMI-FISSE

		Ponte sullo Stretto di Messina PROGETTO DEFINITIVO	
MONITORAGGIO EMISSIONI DI RUMORE PER LA MAPPATURA DI CLIMA ACUSTICO VOL.2/2	<i>Codice documento</i> AS0106_F0.docxF0	<i>Rev</i> F0	<i>Data</i> 20/06/2011

Punto	Ricettore R_TRIV5_S	Indirizzo TRIVELLE
Descrizione del punto di misura/ricettore <p style="text-align: center;"><i>L'asta estensibile con il microfono posto all'altezza di mt. 4,00 dal piano di campagna è stata collocata sulla carreggiata stradale adiacente il ristorante " il Gitano" ad una distanza di mt 20 dal raggio di azione delle trivelle</i></p>		

Caratterizzazione del punto di misura/ricettore		
Zonizzazione acustica e limiti diurni/notturni		
<input type="checkbox"/>	Classe I	50 / 40 dB(a)
<input type="checkbox"/>	Classe II	55 / 45 dB(a)
<input checked="" type="checkbox"/>	Classe III	60 / 50 dB(a)
<input type="checkbox"/>	Classe IV	65 / 55 dB(a)
<input type="checkbox"/>	Classe V	70 / 60 dB(a)
<input type="checkbox"/>	Classe VI	70 / 70 dB(a)
Caratterizzazione delle sorgenti di rumore		
Tipologia	<input checked="" type="checkbox"/>	Traffico stradale
	<input type="checkbox"/>	Traffico ferroviario
	<input type="checkbox"/>	Cantiere
	<input type="checkbox"/>	Altro
Descrizione		
Strumentazione adottata		
Fonometro modello HD 2110 Classe 1, numero di serie 10060132243, - preamplificatore HD 2110 P, - microfono MK 221, numero di serie 34208 - Calibratore HD 2020 Classe 1 090 29825		
Punto	Ricettore R_TRIV5_S	Indirizzo TRIVELLE

		Ponte sullo Stretto di Messina PROGETTO DEFINITIVO		
		MONITORAGGIO EMISSIONI DI RUMORE PER LA MAPPATURA DI CLIMA ACUSTICO VOL.2/2	<i>Codice documento</i> AS0106_F0.docxF0	<i>Rev</i> F0

Sintesi misure (ante e post mascheramenti eventi anomali o sorgenti regolamentate da DPR)								
Periodo	TR	Data	L_{AeqTR} [dBA]	K_I [dBA]	K_T [dBA]	K_B [dBA]	L_{AeqTRC} [dBA]	L_{lim} [dBA]
Giorno	6-22h	30/07/10	91.9	0	0		91.9	60
Notte	22-6h	30/07/10	91.5	0	0	0	91.5	50


RISULTATI MISURE	
Codice misura	R_TRIV5_S
Data inizio	30/07/2010
Ora inizio	12.45.17
Note	

Parametri		24 ore	Giorno (T_R = 6/22)	Notte (T_R = 22/6)
L _{AeqTR}	[dBA]	91.8	91.9	91.5
L1	[dBA]	104.0	104.0	102.0
L5	[dBA]	98.0	98.0	98.5
L10	[dBA]	95.0	94.5	95.5
L50	[dBA]	78.7	78.0	80.3
L90	[dBA]	67.5	67.0	68.0
L95	[dBA]	65.5	65.0	66.0
L99	[dBA]	62.0	62.0	64.0
L _I max	[dBA]	116.0	116.0	114.4
L _F max	[dBA]	113.6	113.6	111.4
L _S max	[dBA]	110.0	110.0	108.2
K _I	[dBA]	0	0	0
K _T	[dBA]	0	0	0
K _B	[dBA]	0	0	0
L _{AeqTRC}		91.8	91.9	91.5

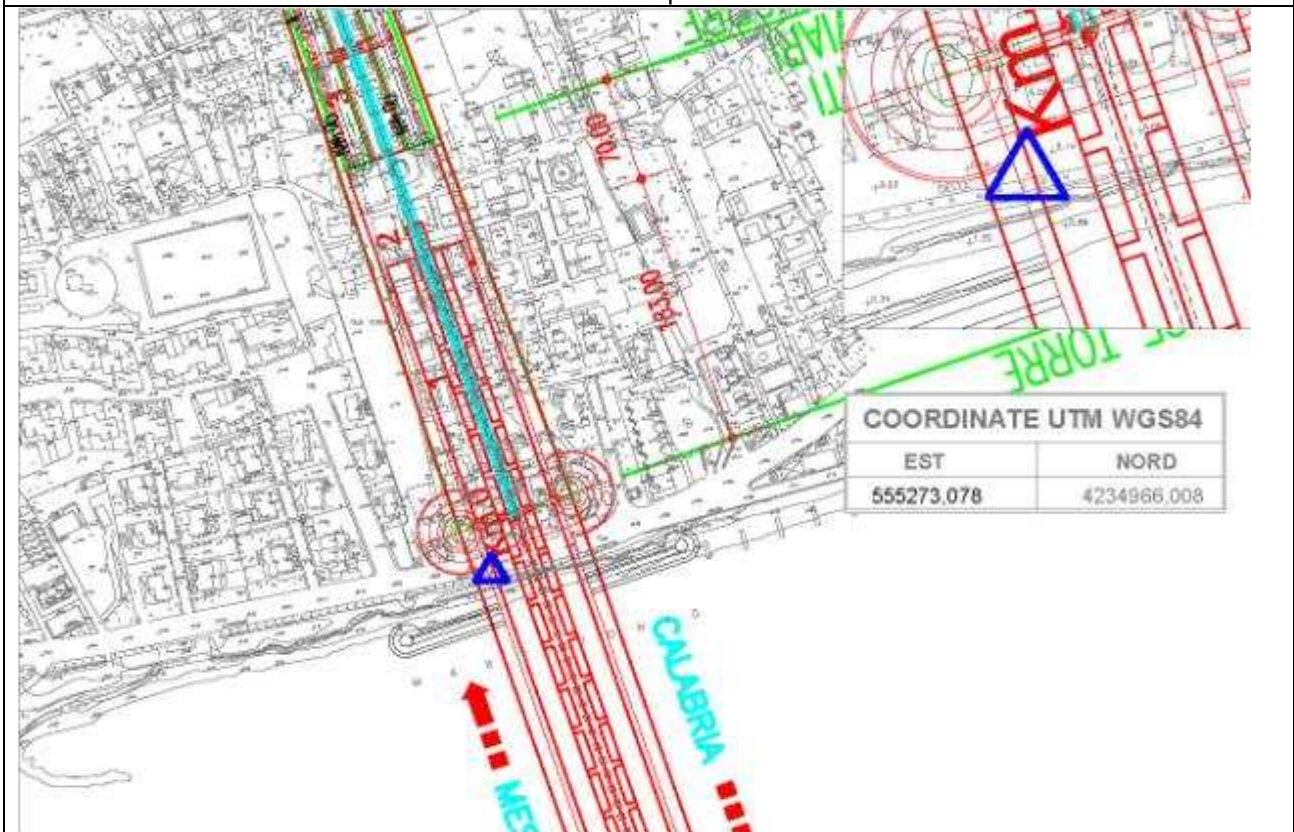
Note:		
Punto	Ricettore	Indirizzo
	R_TRIV5_S	TRIVELLE

		Ponte sullo Stretto di Messina PROGETTO DEFINITIVO		
MONITORAGGIO EMISSIONI DI RUMORE PER LA MAPPATURA DI CLIMA ACUSTICO VOL.2/2		<i>Codice documento</i> AS0106_F0.docxF0	<i>Rev</i> F0	<i>Data</i> 20/06/2011

Sorgente stradale:								
	6/9h	9/14h	14/19h	19/22h	Media	22/2h	2/6 h	Media
Veic. Leggeri / 10'	76	83	120	97	94	75	68	71.5
Veic. Pesanti / 10'	1	1	1	1	1	0	0	0
Motocicli / 10'	19	14	12	20	16.25	12	15	13.5
	6/9h	9/14h	14/19h	19/22h	Media	22/2h	2/6 h	Media
Condizioni cielo	SERENO	SERENO	SERENO	SERENO		SERENO	SERENO	
Temperatura	24	32	29.4	26	27.85	25.3	21	23.15
Umidità relativa	77	30	39	66	53	72	66	69
Velocità vento	0.8	1.2	1.7	3.1	1.7	2.8	2.6	2.7
Direzione vento	E	E	NE	N		N	ENE	

Fotografia del punto di misura		
		
Punto	Ricettore	Indirizzo
	R_TRIV5_S	TRIVELLE

Localizzazione planimetrica



DATA	Tecnico competente: Studio tecnico ing. Giovanni Chiovetta	
	geom. Antonino Campione	Ing. Giovanni Chiovetta

RICONOSCIMENTO COMPONENTI IMPULSIVE

7	2010/07/29 15:15:53	0.750	67.7	8.5
8	2010/07/29 15:16:04	0.750	70.7	9.2
9	2010/07/29 15:16:07	0.875	68.4	6.5
10	2010/07/29 15:16:10	0.750	70.9	8.2
11	2010/07/29 15:16:26	1.000	69.6	6.7
12	2010/07/29 15:16:29	0.875	70.1	6.6
13	2010/07/29 15:16:32	0.875	69.5	6.6
14	2010/07/29 15:18:04	0.875	67.9	8.5
15	2010/07/29 15:18:33	1.000	66.9	7.3
16	2010/07/29 15:19:03	0.750	68.4	8.0
17	2010/07/29 15:33:46	1.000	69.9	6.8
18	2010/07/29 15:39:31	0.625	70.0	12.4
19	2010/07/29 15:40:31	0.875	68.9	11.0
20	2010/07/29 15:44:45	0.750	70.1	8.7
21	2010/07/29 15:45:34	0.625	81.6	13.1
22	2010/07/29 15:45:37	0.500	77.0	11.2
23	2010/07/29 15:48:47	0.750	82.3	13.1
24	2010/07/29 15:48:48	0.500	80.6	10.6
25	2010/07/29 15:49:31	0.625	72.8	12.4
26	2010/07/29 15:52:29	0.500	78.9	11.9
27	2010/07/29 15:52:30	0.875	76.0	8.9
28	2010/07/29 15:53:12	0.750	74.2	8.6
29	2010/07/29 15:53:48	0.625	72.7	11.2
30	2010/07/29 15:54:40	0.625	71.8	11.3
31	2010/07/29 15:55:03	0.625	71.8	10.7
32	2010/07/29 15:55:05	0.500	73.5	11.5
33	2010/07/29 15:55:20	0.625	79.9	10.4
34	2010/07/29 15:55:21	0.875	78.6	7.1
35	2010/07/29 15:56:19	0.500	75.2	12.8
36	2010/07/29 15:56:24	0.750	70.3	10.1
37	2010/07/29 15:56:33	0.500	73.3	11.3
38	2010/07/29 15:56:37	0.625	72.1	11.2
39	2010/07/29 15:57:35	0.625	73.1	12.0
40	2010/07/29 15:57:36	0.625	70.5	10.6
41	2010/07/29 15:58:15	0.500	78.3	12.6
42	2010/07/29 15:58:32	0.875	72.7	9.7
43	2010/07/29 16:06:20	0.500	75.0	11.9
44	2010/07/29 16:06:21	0.625	73.2	10.4
45	2010/07/29 16:07:05	0.625	73.3	11.7
46	2010/07/29 16:07:06	0.625	72.7	9.9
47	2010/07/29 16:07:07	0.625	74.4	10.7
48	2010/07/29 16:07:09	0.625	74.4	9.9
49	2010/07/29 16:07:10	0.625	74.2	10.2
50	2010/07/29 16:07:17	0.625	73.8	10.9
51	2010/07/29 16:07:20	0.625	73.7	10.8
52	2010/07/29 16:09:40	0.750	72.3	11.8

53	2010/07/29 16:09:45	0.750	75.3	11.3
54	2010/07/29 16:09:55	0.625	72.5	11.1
55	2010/07/29 16:09:56	0.625	71.9	10.3
56	2010/07/29 16:09:59	0.625	70.8	10.5
57	2010/07/29 16:10:13	0.500	77.4	12.7
58	2010/07/29 16:10:14	0.625	76.7	11.7
59	2010/07/29 16:10:17	0.500	78.4	12.6
60	2010/07/29 16:10:31	0.750	90.7	13.7
61	2010/07/29 16:10:38	0.625	81.4	13.3
62	2010/07/29 16:10:39	0.500	78.1	11.6
63	2010/07/29 16:10:40	0.625	88.0	12.9
64	2010/07/29 16:10:41	0.625	77.6	13.1
65	2010/07/29 16:10:42	0.625	77.1	12.4
66	2010/07/29 16:10:47	0.625	81.3	12.3
67	2010/07/29 16:10:48	0.625	81.7	11.2
68	2010/07/29 16:10:50	0.625	87.9	13.0
69	2010/07/29 16:10:51	0.625	84.1	11.2
70	2010/07/29 16:10:52	0.500	82.8	9.9
71	2010/07/29 16:10:53	0.625	81.7	9.1
72	2010/07/29 16:10:53	0.500	79.4	9.4
73	2010/07/29 16:11:16	0.750	74.5	10.9
74	2010/07/29 16:11:21	0.625	75.9	12.2
75	2010/07/29 16:11:22	0.625	75.9	10.6
76	2010/07/29 16:11:31	0.750	71.9	10.6
77	2010/07/29 16:11:33	0.625	77.5	11.2
78	2010/07/29 16:11:33	0.500	76.2	10.6
79	2010/07/29 16:11:34	0.625	78.4	10.9
80	2010/07/29 16:11:35	0.500	78.9	11.0
81	2010/07/29 16:11:35	0.625	81.0	11.3
82	2010/07/29 16:11:37	0.500	77.9	10.3
83	2010/07/29 16:11:49	0.750	70.7	10.3
84	2010/07/29 16:12:00	0.500	74.9	13.0
85	2010/07/29 16:12:02	1.000	72.7	10.2
86	2010/07/29 16:12:11	0.500	80.7	13.4
87	2010/07/29 16:12:11	0.625	79.5	11.3
88	2010/07/29 16:12:13	0.500	80.0	10.9
89	2010/07/29 16:12:13	0.625	80.9	10.9
90	2010/07/29 16:12:14	0.625	80.4	10.6
91	2010/07/29 16:12:15	0.500	81.7	11.4
92	2010/07/29 16:12:16	0.500	82.0	10.5
93	2010/07/29 16:12:23	0.625	78.6	12.1
94	2010/07/29 16:12:25	0.625	76.3	10.3
95	2010/07/29 16:12:27	0.500	81.1	11.1
96	2010/07/29 16:12:27	0.625	78.1	10.5
97	2010/07/29 16:12:32	0.875	77.1	11.8
98	2010/07/29 16:13:45	0.625	70.2	11.0

99	2010/07/29 16:13:47	0.625	68.9	9.7
100	2010/07/29 16:13:48	0.625	69.4	10.2
101	2010/07/29 16:13:50	0.625	69.9	11.1
102	2010/07/29 16:13:51	0.625	69.1	10.1
103	2010/07/29 16:13:52	0.625	74.5	12.2
104	2010/07/29 16:13:55	0.625	69.7	10.1
105	2010/07/29 16:14:00	0.625	74.3	12.5
106	2010/07/29 16:14:05	0.500	71.8	12.3
107	2010/07/29 16:14:07	0.750	69.9	10.4
108	2010/07/29 16:14:08	0.625	70.7	10.8
109	2010/07/29 16:14:22	0.500	74.9	12.1
110	2010/07/29 16:14:22	0.625	77.3	12.1
111	2010/07/29 16:14:24	0.625	77.6	12.6
112	2010/07/29 16:14:25	0.625	76.9	10.8
113	2010/07/29 16:14:45	0.625	71.4	12.0
114	2010/07/29 16:14:45	0.625	71.3	10.8
115	2010/07/29 16:14:46	0.625	72.1	10.4
116	2010/07/29 16:14:47	0.625	69.8	9.3
117	2010/07/29 16:14:49	0.625	71.6	10.5
118	2010/07/29 16:14:50	0.625	69.5	9.3
119	2010/07/29 16:14:51	0.750	70.8	10.8
120	2010/07/29 16:14:52	0.750	67.0	8.5
121	2010/07/29 16:14:54	0.500	75.0	12.4
122	2010/07/29 16:15:00	0.625	70.2	11.6
123	2010/07/29 16:15:01	0.750	70.7	10.3
124	2010/07/29 16:15:07	0.750	68.3	9.8
125	2010/07/29 16:15:09	0.625	73.8	11.9
126	2010/07/29 16:15:12	0.625	69.1	9.3
127	2010/07/29 16:15:14	0.625	70.0	10.9
128	2010/07/29 16:15:41	0.625	67.2	9.8
129	2010/07/29 16:15:43	0.625	71.9	11.6
130	2010/07/29 16:15:44	0.500	72.3	10.9
131	2010/07/29 16:15:45	0.625	71.8	10.0
132	2010/07/29 16:16:17	0.625	68.1	10.5
133	2010/07/29 16:16:22	0.625	71.2	12.3
134	2010/07/29 16:16:47	0.625	69.2	10.3
135	2010/07/29 16:16:50	0.625	70.9	9.2
136	2010/07/29 16:17:07	1.000	74.6	11.0
137	2010/07/29 16:17:08	0.750	70.5	9.2
138	2010/07/29 16:17:24	0.500	81.4	12.1
139	2010/07/29 16:17:25	0.625	89.2	12.6
140	2010/07/29 16:17:27	0.625	81.3	12.6
141	2010/07/29 16:17:27	0.500	83.2	10.1
142	2010/07/29 16:17:29	0.625	81.0	8.8
143	2010/07/29 16:17:30	0.625	77.3	9.1
144	2010/07/29 16:17:32	0.500	86.9	12.0

145	2010/07/29 16:17:34	0.625	84.7	10.7
146	2010/07/29 16:18:20	0.750	75.5	11.0
147	2010/07/29 16:18:21	0.625	79.4	12.1
148	2010/07/29 16:18:23	0.625	79.6	11.4
149	2010/07/29 16:18:31	0.625	74.7	10.8
150	2010/07/29 16:18:33	0.625	74.5	10.3
151	2010/07/29 16:18:35	0.625	73.4	9.2
152	2010/07/29 16:18:59	0.500	79.5	11.6
153	2010/07/29 16:19:01	0.500	78.8	12.0
154	2010/07/29 16:19:08	0.625	75.3	12.4
155	2010/07/29 16:19:09	0.625	74.8	10.8
156	2010/07/29 16:19:10	0.625	73.9	10.7
157	2010/07/29 16:19:11	0.500	74.2	10.3
158	2010/07/29 16:19:11	0.625	74.4	10.3
159	2010/07/29 16:19:12	0.625	73.7	10.1
160	2010/07/29 16:19:34	0.625	71.4	10.9
161	2010/07/29 16:19:36	0.625	76.9	11.6
162	2010/07/29 16:19:39	0.500	90.8	13.8
163	2010/07/29 16:19:40	0.625	85.4	13.7
164	2010/07/29 16:19:41	0.625	82.3	13.1
165	2010/07/29 16:19:43	0.625	78.0	12.2
166	2010/07/29 16:19:43	0.625	79.4	10.6
167	2010/07/29 16:19:45	0.625	76.8	9.2
168	2010/07/29 16:19:46	0.625	77.1	10.5
169	2010/07/29 16:19:54	0.625	83.0	13.3
170	2010/07/29 16:20:14	0.625	82.5	12.7
171	2010/07/29 16:20:15	0.625	74.2	12.6
172	2010/07/29 16:20:25	0.625	84.4	12.9
173	2010/07/29 16:20:26	0.500	79.7	12.3
174	2010/07/29 16:20:26	0.625	78.0	11.7
175	2010/07/29 16:20:27	0.500	78.7	10.0
176	2010/07/29 16:20:28	0.625	73.9	9.1
177	2010/07/29 16:20:29	0.500	86.8	13.1
178	2010/07/29 16:20:32	0.625	89.8	13.5
179	2010/07/29 16:20:34	0.500	79.5	14.0
180	2010/07/29 16:20:35	0.625	80.0	11.0
181	2010/07/29 16:20:37	0.625	73.1	11.3
182	2010/07/29 16:20:39	0.625	76.7	11.6
183	2010/07/29 16:20:57	0.500	79.4	12.9
184	2010/07/29 16:20:57	0.625	75.4	11.4
185	2010/07/29 16:20:59	0.500	74.6	11.4
186	2010/07/29 16:20:59	0.625	74.5	9.0
187	2010/07/29 16:21:02	0.625	78.7	12.3
188	2010/07/29 16:21:05	0.625	78.3	12.0
189	2010/07/29 16:21:06	0.625	75.3	11.1
190	2010/07/29 16:21:07	0.625	82.0	11.9

191	2010/07/29 16:21:21	0.625	77.7	12.1
192	2010/07/29 16:21:42	0.625	79.8	12.8
193	2010/07/29 16:21:44	0.625	79.5	10.6
194	2010/07/29 16:21:46	0.625	80.3	11.9
195	2010/07/29 16:21:46	0.500	80.7	11.1
196	2010/07/29 16:21:49	0.625	80.3	11.8
197	2010/07/29 16:21:50	0.500	79.6	10.5
198	2010/07/29 16:21:50	0.625	80.7	11.1
199	2010/07/29 16:21:51	0.625	77.0	11.0
200	2010/07/29 16:22:04	0.500	80.1	12.8
201	2010/07/29 16:22:05	0.500	77.9	11.1
202	2010/07/29 16:22:06	0.625	76.2	10.2
203	2010/07/29 16:22:11	0.750	78.7	12.5
204	2010/07/29 16:22:13	0.625	84.6	12.4
205	2010/07/29 16:22:13	0.500	84.2	11.2
206	2010/07/29 16:22:15	0.625	85.2	11.4
207	2010/07/29 16:22:16	0.500	82.2	10.0
208	2010/07/29 16:22:18	0.625	77.3	9.6
209	2010/07/29 16:22:18	0.625	74.9	8.4
210	2010/07/29 16:22:24	0.625	79.7	12.7
211	2010/07/29 16:22:30	0.625	74.9	11.5
212	2010/07/29 16:22:47	0.750	77.2	12.0
213	2010/07/29 16:22:48	0.625	81.4	12.6
214	2010/07/29 16:22:49	0.625	78.9	11.0
215	2010/07/29 16:22:51	0.625	77.4	10.5
216	2010/07/29 16:23:08	0.750	77.8	11.3
217	2010/07/29 16:23:09	0.625	80.5	11.4
218	2010/07/29 16:23:10	0.500	80.7	10.7
219	2010/07/29 16:23:11	0.625	80.5	10.3
220	2010/07/29 16:23:13	0.750	75.0	8.5
221	2010/07/29 16:23:16	0.625	72.0	9.5
222	2010/07/29 16:23:17	0.625	69.6	8.6
223	2010/07/29 16:23:21	0.500	83.6	12.9
224	2010/07/29 16:23:23	0.500	79.3	11.3
225	2010/07/29 16:23:27	0.750	73.7	11.6
226	2010/07/29 16:23:44	0.625	76.5	12.2
227	2010/07/29 16:23:46	0.750	77.6	12.5
228	2010/07/29 16:23:48	0.625	83.0	11.5
229	2010/07/29 16:23:49	0.750	75.0	11.8
230	2010/07/29 16:23:57	0.625	73.7	12.0
231	2010/07/29 16:24:32	0.750	88.5	13.1
232	2010/07/29 16:26:37	0.500	83.1	11.7
233	2010/07/29 16:26:39	0.625	82.6	10.6
234	2010/07/29 16:26:42	0.625	80.0	10.0
235	2010/07/29 16:26:44	0.750	79.1	9.9
236	2010/07/29 16:31:17	0.750	78.2	10.9

237	2010/07/29 16:35:59	0.625	74.4	11.2
238	2010/07/29 16:36:06	0.750	73.5	9.7
239	2010/07/29 16:36:07	0.625	75.7	10.3
240	2010/07/29 16:36:59	0.625	73.7	11.7
241	2010/07/29 16:39:51	0.750	79.8	9.0
242	2010/07/29 16:56:17	1.000	78.2	9.6
243	2010/07/29 16:58:44	0.875	75.0	7.5
244	2010/07/29 17:15:34	0.625	71.2	11.5
245	2010/07/29 17:30:07	0.625	77.2	12.0
246	2010/07/29 17:30:10	0.875	72.8	9.1
247	2010/07/29 17:30:30	0.875	72.9	7.0
248	2010/07/29 17:30:37	0.875	72.4	10.2
249	2010/07/29 17:33:22	0.625	70.1	11.8
250	2010/07/29 17:36:59	1.000	68.2	7.1
251	2010/07/29 17:37:00	0.875	73.0	7.1
252	2010/07/29 18:07:04	0.625	73.6	12.5
253	2010/07/29 18:17:13	1.000	76.3	7.2
254	2010/07/29 18:44:53	0.875	69.6	9.7
255	2010/07/29 18:54:32	0.625	79.6	9.2
256	2010/07/29 19:05:15	0.750	69.3	10.0
257	2010/07/29 19:05:49	0.750	75.7	8.0
258	2010/07/29 19:29:28	0.875	68.3	6.5
259	2010/07/29 20:20:53	0.750	69.0	8.1
260	2010/07/29 20:31:56	0.625	67.0	10.7
261	2010/07/29 20:32:10	0.875	67.6	7.0
262	2010/07/29 20:35:46	0.875	67.6	9.0
263	2010/07/29 21:06:22	0.875	67.6	8.6
264	2010/07/29 21:20:15	0.750	77.3	8.5
265	2010/07/29 21:21:27	0.750	70.2	9.8
266	2010/07/29 21:23:18	0.750	67.8	9.9
267	2010/07/29 21:30:09	0.625	74.9	12.2
268	2010/07/29 21:31:02	0.625	74.2	11.6
269	2010/07/29 21:47:19	0.625	70.2	12.6
270	2010/07/29 21:48:28	0.875	65.2	10.4
271	2010/07/29 21:48:31	0.625	74.6	11.9
272	2010/07/29 21:48:46	0.750	69.6	10.7
273	2010/07/29 21:48:57	0.625	73.8	12.7
274	2010/07/29 21:49:51	0.625	68.9	11.0
275	2010/07/29 21:50:10	0.750	69.7	11.5
276	2010/07/29 21:50:40	0.750	69.6	10.7
277	2010/07/29 21:50:42	1.000	66.3	10.9
278	2010/07/29 21:51:03	0.750	68.6	9.8
279	2010/07/29 21:56:13	0.625	72.5	11.0
280	2010/07/29 21:57:30	0.625	70.0	9.5
281	2010/07/29 21:57:55	0.750	68.8	10.3
282	2010/07/29 22:02:41	0.750	72.1	12.1

283	2010/07/29 22:08:24	0.625	71.5	10.7
284	2010/07/29 22:08:53	0.625	67.2	11.4
285	2010/07/29 22:08:55	0.750	66.0	9.4
286	2010/07/29 22:10:12	0.500	77.0	13.2
287	2010/07/29 22:12:21	0.875	66.9	11.1
288	2010/07/29 22:12:45	0.750	68.1	11.8
289	2010/07/29 22:13:49	0.625	74.0	12.0
290	2010/07/29 22:14:57	0.875	68.2	7.7
291	2010/07/29 22:20:21	0.875	66.0	10.4
292	2010/07/29 22:23:22	0.750	68.7	11.7
293	2010/07/29 22:26:18	0.750	67.5	11.1
294	2010/07/29 22:35:05	0.875	68.7	6.8
295	2010/07/29 23:07:13	0.875	75.5	6.8
296	2010/07/29 23:12:58	0.875	72.6	9.4
297	2010/07/29 23:14:23	0.750	72.1	7.5
298	2010/07/29 23:27:04	0.625	76.8	13.1
299	2010/07/29 23:36:25	0.750	75.4	8.6
300	2010/07/29 23:37:41	0.625	89.7	14.0
301	2010/07/29 23:38:26	0.500	82.5	13.6
302	2010/07/29 23:38:27	0.875	70.2	14.5
303	2010/07/29 23:38:43	0.500	78.3	12.7
304	2010/07/29 23:38:53	0.625	72.4	10.9
305	2010/07/29 23:48:33	0.625	73.5	12.2
306	2010/07/29 23:49:31	0.625	70.4	11.2
307	2010/07/30 00:07:11	0.625	67.9	7.7
308	2010/07/30 00:09:06	0.875	69.3	6.7
309	2010/07/30 00:12:48	1.000	71.3	9.5
310	2010/07/30 00:15:29	0.500	85.4	13.4
311	2010/07/30 00:17:24	0.750	70.5	10.3
312	2010/07/30 00:17:25	1.000	71.1	8.4
313	2010/07/30 00:17:26	0.625	75.2	11.1
314	2010/07/30 00:17:32	0.625	71.7	10.7
315	2010/07/30 00:17:34	0.875	69.7	10.4
316	2010/07/30 00:17:38	0.625	77.7	12.9
317	2010/07/30 00:17:57	0.625	80.8	13.2
318	2010/07/30 00:17:59	0.750	70.1	13.6
319	2010/07/30 00:18:11	0.875	69.5	9.6
320	2010/07/30 00:18:14	0.625	73.6	11.9
321	2010/07/30 00:18:20	0.625	80.1	12.8
322	2010/07/30 00:18:31	0.625	75.5	12.6
323	2010/07/30 00:18:44	0.625	76.3	11.4
324	2010/07/30 00:18:46	0.750	75.1	11.3
325	2010/07/30 00:18:50	0.750	73.5	9.9
326	2010/07/30 00:18:53	0.625	78.7	12.9
327	2010/07/30 00:18:54	1.000	73.8	10.5
328	2010/07/30 00:18:56	0.750	74.7	10.4

329	2010/07/30 00:18:58	0.625	80.5	13.0
330	2010/07/30 00:19:02	0.500	78.7	11.6
331	2010/07/30 00:19:03	0.500	77.6	10.0
332	2010/07/30 00:19:05	1.000	74.5	9.4
333	2010/07/30 00:19:08	0.750	76.8	10.7
334	2010/07/30 00:19:14	0.500	78.6	11.9
335	2010/07/30 00:19:19	0.500	75.2	11.3
336	2010/07/30 00:19:24	0.750	77.8	12.8
337	2010/07/30 00:19:28	0.500	79.7	12.8
338	2010/07/30 00:19:44	0.875	69.8	9.6
339	2010/07/30 00:20:01	1.000	70.5	10.2
340	2010/07/30 00:20:08	0.625	74.1	10.9
341	2010/07/30 00:20:15	0.625	81.8	13.3
342	2010/07/30 00:20:16	0.500	80.5	11.2
343	2010/07/30 00:20:23	0.875	71.1	9.7
344	2010/07/30 00:20:25	0.625	80.7	13.1
345	2010/07/30 00:20:34	0.625	79.6	13.2
346	2010/07/30 00:20:39	0.625	70.3	10.5
347	2010/07/30 00:20:42	0.625	76.7	12.4
348	2010/07/30 00:20:51	0.625	72.5	11.5
349	2010/07/30 00:20:52	0.625	76.5	12.7
350	2010/07/30 00:21:08	0.625	74.4	11.9
351	2010/07/30 00:21:10	0.625	75.2	11.8
352	2010/07/30 00:21:16	0.500	78.3	12.1
353	2010/07/30 00:21:19	0.750	76.7	10.3
354	2010/07/30 00:21:22	0.625	79.0	12.7
355	2010/07/30 00:21:24	0.625	75.0	8.9
356	2010/07/30 00:21:27	0.625	80.7	12.8
357	2010/07/30 00:21:31	0.625	84.0	13.2
358	2010/07/30 00:21:33	1.000	73.4	13.9
359	2010/07/30 00:21:35	0.750	78.5	11.3
360	2010/07/30 00:21:37	0.875	80.6	11.7
361	2010/07/30 00:21:42	0.625	75.3	12.1
362	2010/07/30 00:21:48	0.625	77.4	12.1
363	2010/07/30 00:21:52	0.500	80.3	12.2
364	2010/07/30 00:21:55	0.875	73.2	10.4
365	2010/07/30 00:21:57	0.875	72.2	11.1
366	2010/07/30 00:22:07	0.625	76.4	11.4
367	2010/07/30 00:22:07	0.625	78.6	11.0
368	2010/07/30 00:22:09	0.625	74.5	9.9
369	2010/07/30 00:22:12	0.625	75.5	11.5
370	2010/07/30 00:22:15	1.000	71.6	9.3
371	2010/07/30 00:22:17	0.625	76.2	12.3
372	2010/07/30 00:22:24	0.500	83.1	13.8
373	2010/07/30 00:22:46	0.500	84.0	13.7
374	2010/07/30 00:22:49	0.500	83.4	13.2

375	2010/07/30 00:22:54	0.625	73.4	11.6
376	2010/07/30 00:22:57	0.875	72.2	11.3
377	2010/07/30 00:23:03	0.625	73.6	12.3
378	2010/07/30 00:23:06	0.625	75.6	13.1
379	2010/07/30 00:23:16	0.625	77.8	11.6
380	2010/07/30 00:23:36	0.625	81.1	13.0
381	2010/07/30 00:23:41	0.500	78.3	12.4
382	2010/07/30 00:23:44	0.625	75.3	11.1
383	2010/07/30 00:23:45	0.750	79.4	12.6
384	2010/07/30 00:23:49	0.625	78.3	12.8
385	2010/07/30 00:23:50	0.625	74.3	10.6
386	2010/07/30 00:23:54	0.625	75.1	12.2
387	2010/07/30 00:24:01	0.500	81.5	13.3
388	2010/07/30 00:24:11	0.875	83.0	13.4
389	2010/07/30 00:24:12	0.500	81.9	11.5
390	2010/07/30 00:24:15	0.750	79.3	11.1
391	2010/07/30 00:24:17	0.625	85.4	13.4
392	2010/07/30 00:24:20	0.500	81.0	12.2
393	2010/07/30 00:24:25	0.625	81.5	12.4
394	2010/07/30 00:24:27	0.750	75.2	10.2
395	2010/07/30 00:24:36	0.875	83.8	12.6
396	2010/07/30 00:24:37	0.875	82.8	10.3
397	2010/07/30 00:24:38	0.500	77.2	10.0
398	2010/07/30 00:24:45	0.875	80.7	12.2
399	2010/07/30 00:24:47	0.625	81.1	11.4
400	2010/07/30 00:24:50	1.000	80.3	10.9
401	2010/07/30 00:24:52	0.875	82.0	11.0
402	2010/07/30 00:24:58	0.875	80.0	11.8
403	2010/07/30 00:25:02	0.500	79.5	12.1
404	2010/07/30 00:25:03	0.625	76.9	10.9
405	2010/07/30 00:25:09	0.875	76.1	10.7
406	2010/07/30 00:25:13	0.875	81.8	10.2
407	2010/07/30 00:25:15	0.500	86.8	12.6
408	2010/07/30 00:25:21	0.625	79.6	11.9
409	2010/07/30 00:25:22	0.500	82.6	12.1
410	2010/07/30 00:25:23	0.625	80.9	10.7
411	2010/07/30 00:25:25	0.625	77.0	10.2
412	2010/07/30 00:25:27	0.500	85.3	12.1
413	2010/07/30 00:25:31	0.625	81.7	10.1
414	2010/07/30 00:25:32	0.875	76.0	10.3
415	2010/07/30 00:25:34	1.000	82.2	12.6
416	2010/07/30 00:25:35	0.625	80.4	10.7
417	2010/07/30 00:25:36	0.750	83.7	12.2
418	2010/07/30 00:25:39	1.000	78.7	8.7
419	2010/07/30 00:25:50	0.875	76.1	11.9
420	2010/07/30 00:25:58	0.750	80.4	8.3

421	2010/07/30 00:26:02	1.000	83.8	9.4
422	2010/07/30 00:26:08	1.000	80.1	9.5
423	2010/07/30 00:26:10	0.875	79.6	10.2
424	2010/07/30 00:26:15	0.625	78.6	9.8
425	2010/07/30 00:26:19	0.625	80.6	11.3
426	2010/07/30 00:26:23	0.875	74.5	9.4
427	2010/07/30 00:26:24	0.500	82.8	12.8
428	2010/07/30 00:26:35	0.875	80.2	9.8
429	2010/07/30 00:26:42	0.750	76.2	10.8
430	2010/07/30 00:26:44	0.500	83.1	12.9
431	2010/07/30 00:26:55	0.625	80.2	12.7
432	2010/07/30 00:27:01	0.625	79.6	11.0
433	2010/07/30 00:27:02	0.500	82.4	12.0
434	2010/07/30 00:27:03	0.875	73.0	12.3
435	2010/07/30 00:27:05	0.625	79.0	12.1
436	2010/07/30 00:27:10	1.000	79.0	11.8
437	2010/07/30 00:27:19	0.625	75.2	11.9
438	2010/07/30 00:27:20	0.625	75.0	10.7
439	2010/07/30 00:27:25	0.750	79.9	11.5
440	2010/07/30 00:27:29	0.625	77.6	9.6
441	2010/07/30 00:27:41	0.750	75.2	11.0
442	2010/07/30 00:27:47	0.625	77.2	10.8
443	2010/07/30 00:27:51	1.000	76.2	9.8
444	2010/07/30 00:28:03	0.500	83.5	12.9
445	2010/07/30 00:28:08	0.750	78.5	11.0
446	2010/07/30 00:28:32	1.000	76.6	10.1
447	2010/07/30 00:28:34	0.875	71.6	8.9
448	2010/07/30 00:28:36	0.750	78.6	12.0
449	2010/07/30 00:28:39	0.625	83.8	12.5
450	2010/07/30 00:28:50	0.750	82.9	12.8
451	2010/07/30 00:28:53	0.750	80.1	10.0
452	2010/07/30 00:29:09	0.750	74.7	11.7
453	2010/07/30 00:29:30	0.625	78.9	13.0
454	2010/07/30 00:29:39	0.750	71.5	10.4
455	2010/07/30 00:29:54	1.000	76.2	10.3
456	2010/07/30 00:30:14	0.750	75.1	10.7
457	2010/07/30 00:30:17	0.750	72.7	10.4
458	2010/07/30 00:30:26	0.750	74.4	9.7
459	2010/07/30 00:30:34	0.750	77.1	11.6
460	2010/07/30 00:30:35	0.500	82.2	11.8
461	2010/07/30 00:30:41	0.625	76.8	10.3
462	2010/07/30 00:30:42	0.750	73.6	8.7
463	2010/07/30 00:30:50	0.875	81.3	12.6
464	2010/07/30 00:30:57	0.625	77.7	12.2
465	2010/07/30 00:31:08	0.625	76.2	10.6
466	2010/07/30 00:31:20	0.750	73.0	10.6

467	2010/07/30 00:31:31	0.625	77.6	12.5
468	2010/07/30 00:32:08	0.625	80.1	11.7
469	2010/07/30 00:32:11	0.750	81.1	10.5
470	2010/07/30 00:32:15	1.000	75.8	9.8
471	2010/07/30 00:32:27	0.750	76.7	11.1
472	2010/07/30 00:32:36	0.500	84.0	12.5
473	2010/07/30 00:32:37	0.625	79.2	11.3
474	2010/07/30 00:32:38	1.000	80.1	10.1
475	2010/07/30 00:32:50	0.750	80.8	11.0
476	2010/07/30 00:33:01	0.625	81.6	13.1
477	2010/07/30 00:33:10	0.625	81.2	12.2
478	2010/07/30 00:33:14	0.625	84.2	13.1
479	2010/07/30 00:33:29	0.750	83.3	10.6
480	2010/07/30 00:33:37	0.625	78.8	11.8
481	2010/07/30 00:33:42	0.875	79.4	9.5
482	2010/07/30 00:33:48	0.875	84.0	11.0
483	2010/07/30 00:33:49	0.625	80.3	9.6
484	2010/07/30 00:33:50	1.000	84.7	11.5
485	2010/07/30 00:33:53	0.500	83.4	12.5
486	2010/07/30 00:34:13	0.625	80.2	12.9
487	2010/07/30 00:34:59	0.625	85.7	13.6
488	2010/07/30 00:35:16	0.750	76.4	10.5
489	2010/07/30 00:35:43	0.750	78.1	11.8
490	2010/07/30 00:35:46	0.625	77.7	10.9
491	2010/07/30 00:35:57	0.750	77.2	10.4
492	2010/07/30 00:36:29	1.000	73.5	10.6
493	2010/07/30 00:36:36	0.500	80.7	13.3
494	2010/07/30 00:37:00	0.875	72.5	8.9
495	2010/07/30 00:37:17	0.750	75.5	11.9
496	2010/07/30 00:38:04	0.750	77.9	11.8
497	2010/07/30 00:38:19	0.750	77.7	11.3
498	2010/07/30 00:38:43	0.625	84.0	13.2
499	2010/07/30 00:38:50	0.625	83.9	11.7
500	2010/07/30 00:38:57	0.500	86.0	13.0
501	2010/07/30 00:39:00	0.750	80.1	11.1
502	2010/07/30 00:39:11	0.500	85.5	12.3
503	2010/07/30 00:39:17	1.000	74.6	10.9
504	2010/07/30 00:39:22	0.625	81.6	12.5
505	2010/07/30 00:39:43	0.750	76.3	10.8
506	2010/07/30 00:39:54	0.625	78.0	10.8
507	2010/07/30 00:40:00	0.875	75.9	11.0
508	2010/07/30 00:40:29	0.625	76.7	11.1
509	2010/07/30 00:40:38	0.625	74.8	12.3
510	2010/07/30 00:40:43	0.875	76.4	11.5
511	2010/07/30 00:40:55	1.000	73.6	8.8
512	2010/07/30 00:40:58	0.750	74.5	11.0

513	2010/07/30 00:41:26	1.000	80.1	12.7
514	2010/07/30 00:41:48	0.750	76.2	9.3
515	2010/07/30 00:41:49	0.875	79.0	11.8
516	2010/07/30 00:41:55	0.875	78.6	11.2
517	2010/07/30 00:41:59	1.000	84.4	11.2
518	2010/07/30 00:42:00	0.875	84.3	10.7
519	2010/07/30 00:42:10	1.000	75.8	11.6
520	2010/07/30 00:42:30	0.625	77.6	12.5
521	2010/07/30 00:42:38	0.625	79.0	12.6
522	2010/07/30 00:42:42	0.625	78.0	12.2
523	2010/07/30 00:43:00	0.500	83.2	13.3
524	2010/07/30 00:43:30	0.500	78.6	12.1
525	2010/07/30 00:43:42	0.750	74.1	11.0
526	2010/07/30 00:43:43	0.625	74.7	10.7
527	2010/07/30 00:44:14	0.750	79.2	12.1
528	2010/07/30 00:44:15	0.500	78.2	10.1
529	2010/07/30 00:44:44	0.500	78.0	12.4
530	2010/07/30 00:44:52	0.625	74.4	10.2
531	2010/07/30 00:45:32	0.625	79.2	11.5
532	2010/07/30 00:45:33	0.500	78.7	11.0
533	2010/07/30 00:45:34	0.750	77.5	9.1
534	2010/07/30 00:45:46	1.000	80.7	9.9
535	2010/07/30 00:45:47	0.625	75.4	8.1
536	2010/07/30 00:45:49	0.750	75.0	8.3
537	2010/07/30 00:45:58	0.625	75.3	11.2
538	2010/07/30 00:46:31	0.625	81.0	12.6
539	2010/07/30 00:46:32	0.500	77.5	9.9
540	2010/07/30 00:46:42	0.875	75.5	10.6
541	2010/07/30 00:46:55	0.625	84.9	11.7
542	2010/07/30 00:46:56	0.750	82.7	10.2
543	2010/07/30 00:46:58	1.000	86.2	10.3
544	2010/07/30 00:47:04	0.500	99.4	12.8
545	2010/07/30 00:47:06	0.750	81.4	15.3
546	2010/07/30 00:47:07	0.625	82.5	14.5
547	2010/07/30 00:47:22	0.875	77.7	10.3
548	2010/07/30 00:47:29	0.750	78.6	11.3
549	2010/07/30 00:47:40	1.000	75.1	10.9
550	2010/07/30 00:47:47	0.875	78.2	9.3
551	2010/07/30 00:48:10	0.625	78.8	10.4
552	2010/07/30 00:48:33	0.750	75.1	9.6
553	2010/07/30 00:48:36	1.000	74.4	10.0
554	2010/07/30 00:49:12	0.625	80.0	11.6
555	2010/07/30 00:49:39	0.625	79.1	12.8
556	2010/07/30 00:51:20	0.875	76.0	11.5
557	2010/07/30 00:51:31	0.750	77.5	9.5
558	2010/07/30 00:52:46	0.750	77.1	10.5

559	2010/07/30 00:53:27	0.625	80.0	12.4
560	2010/07/30 00:53:39	1.000	75.2	9.9
561	2010/07/30 00:53:41	0.875	76.6	10.6
562	2010/07/30 00:53:44	0.875	76.9	10.3
563	2010/07/30 00:53:52	0.875	75.7	10.6
564	2010/07/30 00:54:20	0.625	81.1	12.3
565	2010/07/30 00:54:45	0.875	76.2	10.3
566	2010/07/30 00:54:55	0.625	80.2	12.3
567	2010/07/30 00:54:58	0.625	77.1	10.6
568	2010/07/30 00:55:06	1.000	75.9	10.3
569	2010/07/30 00:55:08	1.000	76.5	10.2
570	2010/07/30 00:55:41	0.875	77.5	10.2
571	2010/07/30 00:56:05	0.625	79.0	12.3
572	2010/07/30 00:56:07	1.000	76.7	10.1
573	2010/07/30 00:56:10	0.625	82.7	12.9
574	2010/07/30 00:56:20	0.500	81.1	12.2
575	2010/07/30 00:57:09	0.750	76.6	11.3
576	2010/07/30 00:58:26	0.875	79.3	11.8
577	2010/07/30 00:59:42	0.625	77.2	11.8
578	2010/07/30 01:00:53	0.875	75.2	10.6
579	2010/07/30 01:01:28	1.000	74.7	9.7
580	2010/07/30 02:05:15	0.750	82.4	11.4
581	2010/07/30 02:05:27	0.625	90.7	13.2
582	2010/07/30 02:38:29	0.750	76.6	7.5
583	2010/07/30 04:06:05	0.750	76.8	11.0
584	2010/07/30 06:04:33	0.500	93.0	13.6
585	2010/07/30 07:03:20	0.500	97.6	14.0
586	2010/07/30 07:23:43	0.750	84.4	11.9
587	2010/07/30 07:26:52	0.875	83.7	9.1
588	2010/07/30 07:40:02	0.750	91.8	13.0
589	2010/07/30 07:44:41	0.625	90.1	12.4
590	2010/07/30 07:46:36	1.000	79.2	11.6
591	2010/07/30 07:47:30	0.625	81.4	12.6
592	2010/07/30 07:49:53	0.500	81.4	12.8
593	2010/07/30 07:51:07	0.875	78.0	10.1
594	2010/07/30 07:54:42	0.750	81.1	11.7
595	2010/07/30 07:55:39	0.625	89.0	13.5
596	2010/07/30 07:55:56	0.625	83.2	12.5
597	2010/07/30 07:56:39	1.000	88.6	12.8
598	2010/07/30 07:57:52	0.625	94.2	13.2
599	2010/07/30 07:57:54	0.625	86.0	12.3
600	2010/07/30 07:59:00	0.750	90.4	11.4
601	2010/07/30 07:59:02	0.625	87.2	11.5
602	2010/07/30 08:04:52	0.750	93.0	11.3
603	2010/07/30 08:06:40	0.750	83.8	11.5
604	2010/07/30 08:07:17	0.625	88.9	12.7

605	2010/07/30 08:07:23	0.625	88.1	13.0
606	2010/07/30 08:07:55	0.750	88.7	12.2
607	2010/07/30 08:08:33	1.000	94.8	10.3
608	2010/07/30 08:08:35	0.875	96.0	10.1
609	2010/07/30 08:08:39	0.625	93.5	12.9
610	2010/07/30 08:09:06	0.625	93.9	13.6
611	2010/07/30 08:09:09	0.500	90.8	12.9
612	2010/07/30 08:09:16	0.625	94.2	11.2
613	2010/07/30 08:09:18	0.500	93.5	12.5
614	2010/07/30 08:09:29	0.625	92.8	12.0
615	2010/07/30 08:09:43	0.875	87.9	11.4
616	2010/07/30 08:09:53	1.000	84.5	9.9
617	2010/07/30 08:09:58	0.500	88.5	13.6
618	2010/07/30 08:10:31	0.625	97.2	10.7
619	2010/07/30 08:10:53	0.750	97.2	12.6
620	2010/07/30 08:11:00	1.000	89.6	8.5
621	2010/07/30 08:11:03	1.000	98.3	9.0
622	2010/07/30 08:11:06	0.750	92.2	7.5
623	2010/07/30 08:12:02	0.875	92.9	8.5
624	2010/07/30 08:12:08	1.000	98.7	9.7
625	2010/07/30 08:12:23	0.750	94.1	8.0
626	2010/07/30 08:12:38	0.875	89.2	9.4
627	2010/07/30 08:12:47	0.750	92.9	11.9
628	2010/07/30 08:13:23	0.875	96.1	11.2
629	2010/07/30 08:13:30	0.750	95.3	12.8
630	2010/07/30 08:13:39	0.750	94.0	10.0
631	2010/07/30 08:13:40	0.875	99.3	12.6
632	2010/07/30 08:14:06	0.875	79.4	11.8
633	2010/07/30 08:16:03	0.875	85.2	11.1
634	2010/07/30 08:17:34	1.000	74.9	10.4
635	2010/07/30 08:18:02	0.625	77.4	10.8
636	2010/07/30 08:18:28	0.875	87.5	11.2
637	2010/07/30 08:18:35	0.875	92.6	8.5
638	2010/07/30 08:18:42	0.625	92.6	13.0
639	2010/07/30 08:18:54	0.625	87.1	12.6
640	2010/07/30 08:18:57	0.625	89.0	12.4
641	2010/07/30 08:19:02	0.625	96.4	13.8
642	2010/07/30 08:19:35	0.625	92.9	12.1
643	2010/07/30 08:19:59	0.625	96.6	13.6
644	2010/07/30 08:20:37	0.750	93.6	12.0
645	2010/07/30 08:20:43	0.500	93.5	12.6
646	2010/07/30 08:21:33	0.625	87.9	10.9
647	2010/07/30 08:22:53	0.625	91.0	13.1
648	2010/07/30 08:23:09	0.625	88.8	12.4
649	2010/07/30 08:24:01	0.875	90.6	11.4
650	2010/07/30 08:24:03	1.000	92.1	12.0

651	2010/07/30 08:24:09	0.875	93.8	12.6
652	2010/07/30 08:25:14	0.875	95.5	11.7
653	2010/07/30 08:25:17	0.875	95.9	11.5
654	2010/07/30 08:25:26	0.500	95.3	10.4
655	2010/07/30 08:25:40	0.750	96.2	12.0
656	2010/07/30 08:25:48	0.625	96.6	13.4
657	2010/07/30 08:25:58	1.000	97.6	10.1
658	2010/07/30 08:26:29	0.750	95.2	9.1
659	2010/07/30 08:26:33	0.750	93.2	9.8
660	2010/07/30 08:26:46	0.750	96.2	12.0
661	2010/07/30 08:27:12	0.625	106.7	13.7
662	2010/07/30 08:27:15	0.875	97.4	11.8
663	2010/07/30 08:27:20	0.625	96.4	11.9
664	2010/07/30 08:27:25	1.000	96.2	11.0
665	2010/07/30 08:27:27	1.000	99.5	9.0
666	2010/07/30 08:27:31	1.000	100.5	9.6
667	2010/07/30 08:29:12	0.625	95.0	12.4
668	2010/07/30 08:29:58	0.500	94.4	11.6
669	2010/07/30 08:30:22	0.875	94.3	10.5
670	2010/07/30 08:31:20	0.500	95.0	11.3
671	2010/07/30 08:32:07	0.875	95.4	12.2
672	2010/07/30 08:32:52	0.625	93.1	11.5
673	2010/07/30 08:32:57	0.875	92.9	8.7
674	2010/07/30 08:33:47	0.625	98.0	10.9
675	2010/07/30 08:33:53	0.625	91.9	10.4
676	2010/07/30 08:34:12	0.875	94.5	12.1
677	2010/07/30 08:34:24	0.875	95.8	8.6
678	2010/07/30 08:34:27	1.000	89.2	10.2
679	2010/07/30 08:34:28	0.625	98.3	10.9
680	2010/07/30 08:34:30	1.000	91.4	10.7
681	2010/07/30 08:34:42	0.625	100.9	12.8
682	2010/07/30 08:34:54	0.625	96.8	11.0
683	2010/07/30 08:36:05	0.500	96.5	11.4
684	2010/07/30 08:36:38	0.875	99.1	11.0
685	2010/07/30 08:37:00	0.750	93.8	11.5
686	2010/07/30 08:37:01	1.000	95.7	10.8
687	2010/07/30 08:37:05	0.625	92.0	10.6
688	2010/07/30 08:37:21	0.625	98.2	12.8
689	2010/07/30 08:37:23	0.875	88.1	12.6
690	2010/07/30 08:37:25	0.625	92.6	12.5
691	2010/07/30 08:38:07	0.875	93.9	11.1
692	2010/07/30 08:38:19	0.750	90.5	10.5
693	2010/07/30 08:38:30	1.000	94.4	10.6
694	2010/07/30 08:38:57	0.750	96.1	9.6
695	2010/07/30 08:39:40	0.875	94.5	12.1
696	2010/07/30 08:40:05	1.000	96.8	10.7

697	2010/07/30 08:40:48	0.750	92.5	7.9
698	2010/07/30 08:40:55	1.000	97.8	10.6
699	2010/07/30 08:40:59	1.000	99.3	7.2
700	2010/07/30 08:41:05	0.500	91.3	11.9
701	2010/07/30 08:41:08	0.750	93.1	11.8
702	2010/07/30 08:41:17	0.750	96.2	10.9
703	2010/07/30 08:41:22	0.500	97.4	12.8
704	2010/07/30 08:41:29	0.625	99.4	10.2
705	2010/07/30 08:41:31	0.875	98.8	10.3
706	2010/07/30 08:41:32	1.000	93.0	9.6
707	2010/07/30 08:41:37	0.500	98.3	12.7
708	2010/07/30 08:41:45	1.000	93.0	7.6
709	2010/07/30 08:41:50	0.625	91.8	11.8
710	2010/07/30 08:41:56	0.625	97.0	12.0
711	2010/07/30 08:42:04	0.875	94.0	10.5
712	2010/07/30 08:42:06	0.750	97.5	11.7
713	2010/07/30 08:42:12	0.625	92.0	12.6
714	2010/07/30 08:43:06	0.875	94.6	10.4
715	2010/07/30 08:43:41	1.000	97.0	9.0
716	2010/07/30 08:45:32	0.625	91.0	9.6
717	2010/07/30 08:45:35	0.625	96.1	8.7
718	2010/07/30 08:45:57	1.000	95.6	13.0
719	2010/07/30 08:46:32	0.625	96.3	12.9
720	2010/07/30 08:46:35	0.625	97.6	12.3
721	2010/07/30 08:47:44	0.750	96.2	11.3
722	2010/07/30 08:48:04	1.000	92.1	10.2
723	2010/07/30 08:48:27	0.875	90.8	7.3
724	2010/07/30 08:48:36	0.875	97.4	11.6
725	2010/07/30 08:48:47	0.875	107.8	12.8
726	2010/07/30 08:49:39	0.875	92.9	10.2
727	2010/07/30 08:51:51	0.875	98.9	10.5
728	2010/07/30 08:52:31	0.625	92.4	13.4
729	2010/07/30 08:52:48	1.000	89.0	12.1
730	2010/07/30 08:55:36	0.750	95.8	12.0
731	2010/07/30 08:55:37	0.875	88.7	11.5
732	2010/07/30 08:55:41	1.000	102.9	12.8
733	2010/07/30 08:55:44	0.875	95.4	12.1
734	2010/07/30 08:55:52	0.500	96.2	13.0
735	2010/07/30 08:55:56	0.500	100.9	13.4
736	2010/07/30 08:55:58	1.000	101.4	12.0
737	2010/07/30 08:56:04	0.625	91.7	10.0
738	2010/07/30 08:56:13	0.625	96.8	12.3
739	2010/07/30 08:56:23	0.750	98.5	12.8
740	2010/07/30 08:56:25	0.875	93.0	11.1
741	2010/07/30 08:56:29	0.750	90.4	11.1
742	2010/07/30 08:56:45	0.625	97.0	13.2

743	2010/07/30 08:57:46	0.750	96.1	10.4
744	2010/07/30 08:58:00	0.875	92.0	10.0
745	2010/07/30 08:58:32	1.000	91.7	9.1
746	2010/07/30 08:59:37	0.750	96.6	12.1
747	2010/07/30 08:59:37	1.000	95.4	9.1
748	2010/07/30 08:59:41	1.000	92.9	10.7
749	2010/07/30 09:00:18	0.625	96.7	12.6
750	2010/07/30 09:00:36	0.500	98.6	13.9
751	2010/07/30 09:00:46	0.625	92.8	11.0
752	2010/07/30 09:00:50	0.875	93.1	7.6
753	2010/07/30 09:00:51	0.750	99.2	11.2
754	2010/07/30 09:01:02	1.000	90.2	9.2
755	2010/07/30 09:01:07	0.625	94.3	12.1
756	2010/07/30 09:01:12	0.625	89.2	12.7
757	2010/07/30 09:01:13	1.000	94.6	11.3
758	2010/07/30 09:01:16	1.000	87.6	11.1
759	2010/07/30 09:01:20	0.625	89.3	12.3
760	2010/07/30 09:01:37	0.500	98.4	14.1
761	2010/07/30 09:01:39	0.625	88.2	13.8
762	2010/07/30 09:01:40	0.625	93.5	11.9
763	2010/07/30 09:02:17	0.625	95.0	13.4
764	2010/07/30 09:02:20	0.500	97.2	13.6
765	2010/07/30 09:02:27	0.750	88.6	10.5
766	2010/07/30 09:02:32	1.000	91.2	11.1
767	2010/07/30 09:03:10	0.875	89.7	11.8
768	2010/07/30 09:04:13	0.625	95.8	12.5
769	2010/07/30 09:05:29	0.625	85.8	10.8
770	2010/07/30 09:05:58	0.750	94.2	11.6
771	2010/07/30 09:06:24	0.750	92.6	11.3
772	2010/07/30 09:06:30	1.000	95.7	8.8
773	2010/07/30 09:06:49	0.625	98.0	12.7
774	2010/07/30 09:06:51	0.625	97.0	12.1
775	2010/07/30 09:07:43	0.750	97.8	13.0
776	2010/07/30 09:08:13	1.000	92.2	9.6
777	2010/07/30 09:08:57	0.875	91.0	10.8
778	2010/07/30 09:09:02	0.750	84.7	10.4
779	2010/07/30 09:09:04	0.875	99.3	11.8
780	2010/07/30 09:09:05	0.625	98.3	10.4
781	2010/07/30 09:09:06	0.875	98.2	10.4
782	2010/07/30 09:09:08	0.750	100.3	9.5
783	2010/07/30 09:09:09	0.500	98.1	10.5
784	2010/07/30 09:09:21	0.750	95.3	10.5
785	2010/07/30 09:09:23	0.625	94.5	10.5
786	2010/07/30 09:09:32	0.875	95.0	10.6
787	2010/07/30 09:09:34	1.000	96.5	9.4
788	2010/07/30 09:09:36	0.750	97.3	9.3

789	2010/07/30 09:09:57	0.625	100.0	9.6
790	2010/07/30 09:10:02	0.750	94.3	6.4
791	2010/07/30 09:10:04	0.625	97.3	9.9
792	2010/07/30 09:10:26	1.000	88.3	11.1
793	2010/07/30 09:10:56	0.875	95.9	10.2
794	2010/07/30 09:11:35	0.750	95.6	10.1
795	2010/07/30 09:11:39	0.750	96.7	10.7
796	2010/07/30 09:11:51	1.000	91.5	8.5
797	2010/07/30 09:12:16	1.000	91.7	10.7
798	2010/07/30 09:12:34	1.000	90.1	9.6
799	2010/07/30 09:13:25	0.875	104.9	11.4
800	2010/07/30 09:13:27	0.625	92.2	11.7
801	2010/07/30 09:13:31	1.000	78.0	16.0
802	2010/07/30 09:13:32	0.625	88.4	13.1
803	2010/07/30 09:13:36	0.875	96.9	7.3
804	2010/07/30 09:13:39	0.625	92.1	9.5
805	2010/07/30 09:13:55	1.000	89.5	8.7
806	2010/07/30 09:14:08	0.750	95.3	9.1
807	2010/07/30 09:14:09	0.875	96.0	9.2
808	2010/07/30 09:14:15	0.750	94.9	10.5
809	2010/07/30 09:14:16	0.625	93.8	11.2
810	2010/07/30 09:14:19	0.750	92.7	9.8
811	2010/07/30 09:14:20	0.625	93.5	11.5
812	2010/07/30 09:14:24	0.625	93.7	10.9
813	2010/07/30 09:14:30	0.750	89.2	11.0
814	2010/07/30 09:14:31	0.875	92.2	11.0
815	2010/07/30 09:15:03	0.875	91.9	11.2
816	2010/07/30 09:15:19	0.875	90.4	9.5
817	2010/07/30 09:15:30	0.625	92.1	11.2
818	2010/07/30 09:15:45	0.625	93.1	12.4
819	2010/07/30 09:16:13	0.750	75.4	7.8
820	2010/07/30 09:16:25	0.750	81.6	9.5
821	2010/07/30 09:16:48	0.625	96.4	12.0
822	2010/07/30 09:17:04	0.750	84.8	7.8
823	2010/07/30 09:17:05	0.625	87.9	10.8
824	2010/07/30 09:17:14	0.875	85.3	11.8
825	2010/07/30 09:17:23	1.000	77.1	9.2
826	2010/07/30 09:17:26	0.875	88.5	11.5
827	2010/07/30 09:17:45	0.625	93.9	13.0
828	2010/07/30 09:17:46	1.000	89.9	10.6
829	2010/07/30 09:18:06	0.875	88.5	9.6
830	2010/07/30 09:18:33	0.875	99.1	11.3
831	2010/07/30 09:18:49	0.750	94.1	13.1
832	2010/07/30 09:19:55	1.000	90.5	11.3
833	2010/07/30 09:19:58	1.000	98.3	10.6
834	2010/07/30 09:20:04	0.500	90.4	7.7

835	2010/07/30 09:20:09	0.500	93.2	11.8
836	2010/07/30 09:20:25	1.000	92.5	8.1
837	2010/07/30 09:20:27	1.000	89.2	6.9
838	2010/07/30 09:20:29	0.625	88.9	9.6
839	2010/07/30 09:20:31	1.000	90.2	9.0
840	2010/07/30 09:20:42	0.875	89.3	8.3
841	2010/07/30 09:20:44	0.750	91.0	7.7
842	2010/07/30 09:20:54	0.750	83.6	11.3
843	2010/07/30 09:20:59	0.750	84.5	10.0
844	2010/07/30 09:21:03	0.750	84.6	12.0
845	2010/07/30 09:21:09	0.625	86.1	10.5
846	2010/07/30 09:21:11	0.625	80.5	9.8
847	2010/07/30 09:21:12	0.750	85.1	10.2
848	2010/07/30 09:21:13	0.625	89.6	11.6
849	2010/07/30 09:21:29	0.750	84.7	9.3
850	2010/07/30 09:21:33	0.750	89.7	9.8
851	2010/07/30 09:21:38	0.625	90.9	10.4
852	2010/07/30 09:21:41	0.875	90.3	8.9
853	2010/07/30 09:21:42	0.625	89.5	10.2
854	2010/07/30 09:21:44	0.500	88.0	11.3
855	2010/07/30 09:22:12	0.875	86.2	13.2
856	2010/07/30 09:22:13	0.875	86.2	10.9
857	2010/07/30 09:22:16	0.875	84.1	9.4
858	2010/07/30 09:22:21	0.750	88.8	13.2
859	2010/07/30 09:22:38	0.750	81.1	9.9
860	2010/07/30 09:22:47	0.625	84.5	12.1
861	2010/07/30 09:24:36	0.750	89.4	11.5
862	2010/07/30 09:24:46	0.625	83.1	8.3
863	2010/07/30 09:25:45	0.875	77.9	8.6
864	2010/07/30 09:25:47	1.000	79.6	7.6
865	2010/07/30 09:26:00	0.875	79.3	6.9
866	2010/07/30 09:26:25	0.875	88.3	9.0
867	2010/07/30 09:26:26	1.000	86.6	9.2
868	2010/07/30 09:26:27	0.750	90.8	9.8
869	2010/07/30 09:26:59	1.000	91.9	9.1
870	2010/07/30 09:27:01	0.625	87.4	10.5
871	2010/07/30 09:27:06	0.625	87.3	11.2
872	2010/07/30 09:27:07	0.875	90.4	11.9
873	2010/07/30 09:27:08	0.625	90.7	8.9
874	2010/07/30 09:27:11	1.000	89.7	9.6
875	2010/07/30 09:27:18	1.000	100.1	11.4
876	2010/07/30 09:27:41	0.875	101.2	8.1
877	2010/07/30 09:27:45	1.000	101.2	10.2
878	2010/07/30 09:28:29	0.875	98.9	9.8
879	2010/07/30 09:28:44	0.625	98.8	10.1
880	2010/07/30 09:28:52	0.875	100.9	9.9

881	2010/07/30 09:29:04	1.000	96.8	9.0
882	2010/07/30 09:29:17	0.750	104.4	12.0
883	2010/07/30 09:29:25	0.875	93.8	8.5
884	2010/07/30 09:29:56	0.875	105.1	11.3
885	2010/07/30 09:30:04	0.625	91.2	10.2
886	2010/07/30 09:30:05	0.750	96.1	10.6
887	2010/07/30 09:30:07	0.625	93.8	11.9
888	2010/07/30 09:30:19	0.625	96.8	12.8
889	2010/07/30 09:30:32	0.625	96.2	11.3
890	2010/07/30 09:30:55	1.000	92.0	6.4
891	2010/07/30 09:30:57	0.500	92.5	10.0
892	2010/07/30 09:31:02	0.625	98.2	11.7
893	2010/07/30 09:31:04	0.750	95.1	10.1
894	2010/07/30 09:31:10	1.000	96.8	9.3
895	2010/07/30 09:31:23	0.750	86.6	7.3
896	2010/07/30 09:31:47	0.625	89.1	8.9
897	2010/07/30 09:32:02	0.625	95.2	9.5
898	2010/07/30 09:32:31	1.000	100.7	7.6
899	2010/07/30 09:32:37	0.500	99.8	11.4
900	2010/07/30 09:32:39	1.000	102.4	8.3
901	2010/07/30 09:32:43	0.625	90.2	9.3
902	2010/07/30 09:32:46	1.000	92.7	12.4
903	2010/07/30 09:34:03	0.875	100.6	7.9
904	2010/07/30 09:34:12	0.875	94.6	10.0
905	2010/07/30 09:34:15	0.875	90.2	8.7
906	2010/07/30 09:34:22	1.000	92.2	9.4
907	2010/07/30 09:35:59	1.000	98.2	6.7
908	2010/07/30 09:36:05	0.625	106.9	10.9
909	2010/07/30 09:36:07	1.000	91.9	12.0
910	2010/07/30 09:37:27	0.875	100.8	9.8
911	2010/07/30 09:37:53	1.000	86.7	6.3
912	2010/07/30 09:37:58	1.000	93.9	9.6
913	2010/07/30 09:38:28	0.875	101.7	7.1
914	2010/07/30 09:38:44	0.750	89.0	9.2
915	2010/07/30 09:38:46	0.875	89.0	9.8
916	2010/07/30 09:38:58	0.625	90.8	10.3
917	2010/07/30 09:38:59	0.875	89.5	9.0
918	2010/07/30 09:39:15	0.625	89.8	12.7
919	2010/07/30 09:39:17	0.750	95.3	11.6
920	2010/07/30 09:39:20	0.625	94.3	6.6
921	2010/07/30 09:39:20	0.750	94.7	7.5
922	2010/07/30 09:39:24	0.750	93.6	11.3
923	2010/07/30 09:39:26	0.500	93.3	11.7
924	2010/07/30 09:39:44	0.750	102.0	8.4
925	2010/07/30 09:39:50	0.500	97.4	9.3
926	2010/07/30 09:40:06	0.875	90.6	11.3

927	2010/07/30 09:40:18	0.750	90.0	9.9
928	2010/07/30 09:40:54	0.625	90.0	8.1
929	2010/07/30 09:41:09	0.875	86.5	6.9
930	2010/07/30 09:42:42	0.750	103.0	11.6
931	2010/07/30 09:42:53	0.625	88.8	10.2
932	2010/07/30 09:43:15	0.875	85.9	9.0
933	2010/07/30 09:43:16	0.750	85.2	7.8
934	2010/07/30 09:43:22	0.750	97.7	10.3
935	2010/07/30 09:43:45	0.750	91.4	9.4
936	2010/07/30 09:43:47	0.875	88.9	10.0
937	2010/07/30 09:44:06	0.500	102.6	11.4
938	2010/07/30 09:45:06	0.625	96.4	13.3
939	2010/07/30 09:45:08	0.625	90.6	12.7
940	2010/07/30 09:45:48	1.000	83.6	10.0
941	2010/07/30 09:46:33	1.000	92.1	9.5
942	2010/07/30 09:46:48	0.750	92.5	7.7
943	2010/07/30 09:47:10	0.875	103.5	13.7
944	2010/07/30 09:47:14	0.625	95.3	10.0
945	2010/07/30 09:47:19	1.000	99.0	10.5
946	2010/07/30 09:47:34	1.000	89.7	9.8
947	2010/07/30 09:47:41	0.750	97.2	10.5
948	2010/07/30 09:47:43	0.875	105.8	8.3
949	2010/07/30 09:47:46	0.750	90.3	9.8
950	2010/07/30 09:48:05	1.000	90.5	8.3
951	2010/07/30 09:48:13	1.000	95.6	10.7
952	2010/07/30 09:48:20	0.750	89.4	11.6
953	2010/07/30 09:48:21	0.875	89.1	7.4
954	2010/07/30 09:48:49	0.625	90.4	11.6
955	2010/07/30 09:49:15	0.750	87.7	8.5
956	2010/07/30 09:49:20	0.875	93.5	11.7
957	2010/07/30 09:49:37	0.625	104.0	13.0
958	2010/07/30 09:49:39	0.750	104.8	12.0
959	2010/07/30 09:49:53	1.000	91.9	7.2
960	2010/07/30 09:49:55	0.750	94.0	8.9
961	2010/07/30 09:50:09	0.625	98.0	11.3
962	2010/07/30 09:50:15	0.625	98.7	13.1
963	2010/07/30 09:50:28	0.750	105.5	13.1
964	2010/07/30 09:50:31	0.875	94.8	12.1
965	2010/07/30 09:50:38	0.625	95.3	11.7
966	2010/07/30 09:50:41	0.875	93.8	7.5
967	2010/07/30 09:50:44	0.750	94.8	10.9
968	2010/07/30 09:50:45	0.875	92.4	9.3
969	2010/07/30 09:50:46	0.750	88.9	8.7
970	2010/07/30 09:50:47	1.000	93.9	8.1
971	2010/07/30 09:50:52	1.000	96.8	7.3
972	2010/07/30 09:50:53	1.000	96.1	6.9

973	2010/07/30 09:50:54	0.500	94.9	8.9
974	2010/07/30 09:50:57	0.500	95.7	9.4
975	2010/07/30 09:51:26	0.625	89.0	10.0
976	2010/07/30 09:51:30	0.625	89.9	11.7
977	2010/07/30 09:51:39	0.750	89.7	10.5
978	2010/07/30 09:51:57	0.625	100.0	9.9
979	2010/07/30 09:51:58	0.500	97.3	10.6
980	2010/07/30 09:52:11	0.500	98.3	11.1
981	2010/07/30 09:52:12	0.625	99.2	11.4
982	2010/07/30 09:52:29	1.000	94.8	7.9
983	2010/07/30 09:52:53	1.000	92.0	11.4
984	2010/07/30 09:52:55	0.625	91.2	10.8
985	2010/07/30 09:53:56	0.875	98.7	12.8
986	2010/07/30 09:54:43	0.750	98.4	10.7
987	2010/07/30 09:54:44	0.625	95.8	9.8
988	2010/07/30 09:54:46	0.875	92.6	8.7
989	2010/07/30 09:55:02	1.000	91.0	7.7
990	2010/07/30 09:55:09	0.625	96.0	13.0
991	2010/07/30 09:55:13	0.875	89.3	10.8
992	2010/07/30 09:55:39	0.625	98.2	13.0
993	2010/07/30 09:58:09	0.750	90.6	9.8
994	2010/07/30 09:58:26	0.875	91.1	9.8
995	2010/07/30 09:58:31	1.000	88.3	6.5
996	2010/07/30 09:58:45	0.500	91.1	13.3
997	2010/07/30 09:58:46	0.625	87.2	11.8
998	2010/07/30 09:58:50	0.875	95.7	11.4
999	2010/07/30 09:58:53	0.875	93.2	8.7
1000	2010/07/30 09:58:54	0.750	93.7	10.4
1001	2010/07/30 09:59:14	1.000	87.8	6.6
1002	2010/07/30 09:59:29	0.875	88.9	11.2
1003	2010/07/30 09:59:35	0.875	82.0	9.8
1004	2010/07/30 09:59:36	0.625	79.2	7.9
1005	2010/07/30 09:59:44	1.000	85.5	6.3
1006	2010/07/30 09:59:49	0.875	101.2	9.4
1007	2010/07/30 10:00:19	0.875	89.0	11.8
1008	2010/07/30 10:00:24	0.625	85.8	10.7
1009	2010/07/30 10:01:23	0.875	94.1	10.2
1010	2010/07/30 10:01:47	0.625	94.6	12.8
1011	2010/07/30 10:01:48	0.750	96.6	12.9
1012	2010/07/30 10:02:13	0.875	88.6	10.2
1013	2010/07/30 10:02:39	1.000	88.8	9.5
1014	2010/07/30 10:02:58	0.750	94.3	10.8
1015	2010/07/30 10:03:24	0.625	90.7	11.6
1016	2010/07/30 10:03:45	0.875	79.4	10.4
1017	2010/07/30 10:04:22	0.750	74.7	8.2
1018	2010/07/30 10:04:55	0.875	80.0	9.6

1019	2010/07/30 10:04:59	0.625	78.8	7.7
1020	2010/07/30 10:05:57	0.750	92.1	11.8
1021	2010/07/30 10:06:37	0.875	87.2	12.3
1022	2010/07/30 10:06:40	0.500	97.4	13.6
1023	2010/07/30 10:06:56	0.500	96.8	13.5
1024	2010/07/30 10:07:51	0.875	85.2	10.4
1025	2010/07/30 10:08:36	0.625	91.1	11.3
1026	2010/07/30 10:08:37	0.750	93.1	10.4
1027	2010/07/30 10:08:45	1.000	83.3	11.3
1028	2010/07/30 10:09:13	0.750	82.2	8.1
1029	2010/07/30 10:09:14	0.750	83.1	8.2
1030	2010/07/30 10:09:22	1.000	84.1	6.7
1031	2010/07/30 10:09:43	0.875	79.9	10.8
1032	2010/07/30 10:09:52	0.875	77.0	9.7
1033	2010/07/30 10:09:54	0.750	77.8	10.7
1034	2010/07/30 10:09:56	0.750	80.5	10.6
1035	2010/07/30 10:10:32	1.000	88.3	8.8
1036	2010/07/30 10:10:33	0.875	85.4	8.6
1037	2010/07/30 10:10:37	1.000	84.1	10.8
1038	2010/07/30 10:10:41	0.750	87.8	11.4
1039	2010/07/30 10:11:13	1.000	80.6	7.6
1040	2010/07/30 10:12:57	1.000	81.5	9.1
1041	2010/07/30 10:13:46	0.625	79.4	11.0
1042	2010/07/30 10:13:52	0.750	83.4	10.7
1043	2010/07/30 10:14:45	1.000	79.4	8.1
1044	2010/07/30 10:15:21	0.750	93.8	12.3
1045	2010/07/30 10:15:39	0.875	79.4	10.7
1046	2010/07/30 10:17:01	0.875	77.9	9.4
1047	2010/07/30 10:17:02	0.875	80.1	10.5
1048	2010/07/30 10:17:09	1.000	87.7	10.0
1049	2010/07/30 10:17:19	0.875	77.9	7.6
1050	2010/07/30 10:17:22	0.625	88.7	11.0
1051	2010/07/30 10:17:26	1.000	83.7	7.8
1052	2010/07/30 10:17:31	0.625	85.1	12.0
1053	2010/07/30 10:18:56	0.875	87.8	12.1
1054	2010/07/30 10:18:58	1.000	85.6	10.8
1055	2010/07/30 10:20:50	0.625	87.1	11.8
1056	2010/07/30 10:21:30	0.750	86.0	11.4
1057	2010/07/30 10:21:53	0.750	81.9	7.7
1058	2010/07/30 10:22:01	1.000	77.8	7.9
1059	2010/07/30 10:22:06	0.750	78.8	9.5
1060	2010/07/30 10:22:13	0.875	79.6	6.5
1061	2010/07/30 10:22:19	0.875	79.3	7.3
1062	2010/07/30 10:22:20	0.875	77.6	8.3
1063	2010/07/30 10:22:22	0.750	80.3	8.2
1064	2010/07/30 10:22:40	0.875	89.1	9.2

1065	2010/07/30 10:22:53	1.000	88.4	11.8
1066	2010/07/30 10:24:48	1.000	87.0	10.8
1067	2010/07/30 10:25:43	0.875	96.1	12.0
1068	2010/07/30 10:25:59	1.000	87.1	6.6
1069	2010/07/30 10:26:01	0.625	82.9	7.7
1070	2010/07/30 10:26:02	0.875	82.2	8.5
1071	2010/07/30 10:26:03	0.625	86.2	10.3
1072	2010/07/30 10:26:10	1.000	87.5	9.2
1073	2010/07/30 10:27:27	0.750	84.9	11.3
1074	2010/07/30 10:27:35	0.625	86.9	13.2
1075	2010/07/30 10:28:27	0.750	84.7	10.6
1076	2010/07/30 10:28:41	0.750	86.5	11.3
1077	2010/07/30 10:29:23	0.625	82.6	11.9
1078	2010/07/30 10:29:54	0.625	89.5	13.5
1079	2010/07/30 10:30:53	0.625	86.8	11.5
1080	2010/07/30 10:31:32	0.750	86.6	11.3
1081	2010/07/30 10:32:45	0.875	91.9	11.5
1082	2010/07/30 10:32:48	0.875	85.7	8.5
1083	2010/07/30 10:32:50	0.875	86.5	9.8
1084	2010/07/30 10:32:52	1.000	86.3	10.0
1085	2010/07/30 10:32:55	0.875	90.6	11.5
1086	2010/07/30 10:33:00	0.500	88.3	9.9
1087	2010/07/30 10:33:31	0.875	86.7	9.2
1088	2010/07/30 10:33:33	1.000	88.7	10.6
1089	2010/07/30 10:33:50	0.750	83.5	10.9
1090	2010/07/30 10:33:59	0.750	90.9	10.6
1091	2010/07/30 10:34:02	1.000	93.6	10.1
1092	2010/07/30 10:34:41	0.750	86.3	7.7
1093	2010/07/30 10:34:58	0.750	92.1	11.7
1094	2010/07/30 10:35:04	1.000	89.6	8.3
1095	2010/07/30 10:35:21	0.750	101.1	13.0
1096	2010/07/30 10:35:25	0.875	91.2	10.8
1097	2010/07/30 10:35:37	0.750	86.2	9.8
1098	2010/07/30 10:35:47	0.875	86.4	11.2
1099	2010/07/30 10:35:49	0.625	92.7	13.1
1100	2010/07/30 10:35:57	0.875	93.9	10.1
1101	2010/07/30 10:35:58	0.875	94.2	9.0
1102	2010/07/30 10:36:04	0.750	85.1	8.0
1103	2010/07/30 10:36:17	1.000	94.3	9.2
1104	2010/07/30 10:42:05	0.750	81.9	12.1
1105	2010/07/30 10:42:48	0.875	88.3	9.5
1106	2010/07/30 10:43:02	0.750	92.0	9.4
1107	2010/07/30 10:43:04	0.750	95.8	12.5
1108	2010/07/30 10:43:10	0.500	94.5	12.7
1109	2010/07/30 10:43:30	1.000	90.7	13.0
1110	2010/07/30 10:45:18	0.875	84.7	10.7

1111	2010/07/30 10:46:46	0.500	90.8	13.6
1112	2010/07/30 10:46:48	0.625	92.2	13.2
1113	2010/07/30 10:48:37	0.625	84.9	12.4
1114	2010/07/30 10:49:51	0.875	88.5	11.3
1115	2010/07/30 10:51:16	0.750	89.9	10.9
1116	2010/07/30 10:51:50	0.625	92.5	11.9
1117	2010/07/30 10:55:00	0.875	98.8	9.4
1118	2010/07/30 10:55:06	0.625	88.8	10.2
1119	2010/07/30 10:55:25	0.625	84.8	9.0
1120	2010/07/30 10:55:27	0.625	81.5	8.8
1121	2010/07/30 10:55:37	0.625	91.2	12.2
1122	2010/07/30 10:55:45	0.875	83.3	12.2
1123	2010/07/30 10:55:54	0.875	91.7	11.1
1124	2010/07/30 10:56:02	0.625	98.6	13.6
1125	2010/07/30 10:56:21	0.500	95.5	13.3
1126	2010/07/30 10:56:55	1.000	89.0	7.6
1127	2010/07/30 10:58:10	0.500	97.5	13.0
1128	2010/07/30 10:58:12	0.625	88.9	13.2
1129	2010/07/30 10:58:14	0.875	96.8	13.3
1130	2010/07/30 10:58:19	0.875	90.2	10.0
1131	2010/07/30 10:58:44	0.625	100.0	11.5
1132	2010/07/30 10:58:45	0.875	98.6	8.7
1133	2010/07/30 10:58:47	0.625	91.8	8.4
1134	2010/07/30 10:58:54	0.500	98.7	13.8
1135	2010/07/30 10:58:57	0.750	94.2	12.5
1136	2010/07/30 10:59:01	0.500	96.8	12.3
1137	2010/07/30 10:59:05	0.875	96.3	7.3
1138	2010/07/30 10:59:07	0.750	93.6	7.2
1139	2010/07/30 10:59:10	0.500	98.5	13.7
1140	2010/07/30 10:59:14	0.500	97.7	13.2
1141	2010/07/30 10:59:27	1.000	91.3	8.0
1142	2010/07/30 10:59:53	0.625	98.3	13.5
1143	2010/07/30 11:00:07	0.750	86.4	9.4
1144	2010/07/30 11:00:13	0.625	95.7	13.0
1145	2010/07/30 11:00:19	1.000	93.3	10.9
1146	2010/07/30 11:01:00	0.625	95.2	11.3
1147	2010/07/30 11:01:13	0.625	94.7	12.5
1148	2010/07/30 11:01:49	0.750	94.8	10.3
1149	2010/07/30 11:02:05	0.500	96.6	13.6
1150	2010/07/30 11:02:33	1.000	91.6	8.7
1151	2010/07/30 11:02:38	0.875	89.8	7.7
1152	2010/07/30 11:02:52	1.000	98.0	6.2
1153	2010/07/30 11:03:07	1.000	92.4	8.0
1154	2010/07/30 11:03:17	0.750	85.4	7.5
1155	2010/07/30 11:03:29	0.625	93.0	11.5
1156	2010/07/30 11:03:54	1.000	81.2	7.6

1157	2010/07/30 11:04:15	0.625	88.7	12.1
1158	2010/07/30 11:04:16	0.750	95.5	10.7
1159	2010/07/30 11:04:23	0.750	95.6	12.0
1160	2010/07/30 11:04:47	0.875	93.2	13.3
1161	2010/07/30 11:04:50	0.750	89.6	8.0
1162	2010/07/30 11:04:51	0.625	83.5	8.5
1163	2010/07/30 11:04:54	0.625	86.2	8.2
1164	2010/07/30 11:04:57	0.750	91.3	9.5
1165	2010/07/30 11:04:58	0.750	94.4	8.8
1166	2010/07/30 11:05:00	0.750	97.7	8.3
1167	2010/07/30 11:05:03	0.625	95.4	10.6
1168	2010/07/30 11:05:07	0.875	98.1	12.4
1169	2010/07/30 11:05:18	0.875	95.9	12.4
1170	2010/07/30 11:05:20	0.625	89.9	11.3
1171	2010/07/30 11:05:24	1.000	90.9	7.6
1172	2010/07/30 11:05:25	0.750	91.4	6.8
1173	2010/07/30 11:05:27	0.875	97.6	7.1
1174	2010/07/30 11:05:29	0.750	88.2	7.5
1175	2010/07/30 11:05:38	0.875	91.8	9.0
1176	2010/07/30 11:16:08	0.875	93.3	12.0
1177	2010/07/30 11:16:15	0.500	93.2	12.4
1178	2010/07/30 11:16:25	0.625	98.4	12.1
1179	2010/07/30 11:16:31	1.000	90.5	10.3
1180	2010/07/30 11:16:51	0.875	89.6	12.0
1181	2010/07/30 11:17:04	0.750	93.9	12.0
1182	2010/07/30 11:17:11	1.000	82.5	7.9
1183	2010/07/30 11:17:24	0.625	88.7	11.3
1184	2010/07/30 11:17:26	1.000	88.8	10.3
1185	2010/07/30 11:17:49	1.000	92.6	8.1
1186	2010/07/30 11:18:03	0.750	87.7	9.9
1187	2010/07/30 11:18:04	0.625	88.8	11.1
1188	2010/07/30 11:18:10	0.750	86.4	10.1
1189	2010/07/30 11:18:15	1.000	91.3	6.9
1190	2010/07/30 11:18:27	0.875	97.3	10.5
1191	2010/07/30 11:18:41	1.000	89.6	11.2
1192	2010/07/30 11:18:47	0.625	92.1	12.5
1193	2010/07/30 11:18:49	0.500	99.0	13.4
1194	2010/07/30 11:19:48	1.000	96.3	7.9
1195	2010/07/30 11:19:57	0.500	97.1	13.5
1196	2010/07/30 11:20:01	0.625	94.6	13.4
1197	2010/07/30 11:20:06	0.500	98.0	13.4
1198	2010/07/30 11:20:07	0.625	93.2	11.8
1199	2010/07/30 11:20:20	0.875	79.8	11.2
1200	2010/07/30 11:20:23	0.625	93.2	13.0
1201	2010/07/30 11:20:26	0.750	94.3	11.7
1202	2010/07/30 11:20:27	0.625	84.7	11.0

1203	2010/07/30 11:20:28	0.625	86.0	10.6
1204	2010/07/30 11:20:30	0.625	85.7	11.9
1205	2010/07/30 11:20:32	0.625	98.7	13.6
1206	2010/07/30 11:20:47	1.000	88.1	9.7
1207	2010/07/30 11:20:55	0.500	92.9	11.9
1208	2010/07/30 11:20:59	0.750	88.1	9.8
1209	2010/07/30 11:21:46	1.000	87.4	12.1
1210	2010/07/30 11:21:48	0.750	83.0	8.9
1211	2010/07/30 11:21:51	0.750	89.2	11.2
1212	2010/07/30 11:22:00	0.875	87.4	10.9
1213	2010/07/30 11:22:05	0.750	89.3	9.2
1214	2010/07/30 11:22:06	0.625	85.7	8.6
1215	2010/07/30 11:22:08	0.750	86.9	6.9
1216	2010/07/30 11:22:13	0.625	85.9	8.4
1217	2010/07/30 11:22:21	0.625	86.5	9.8
1218	2010/07/30 11:24:08	0.625	96.6	11.9
1219	2010/07/30 11:24:18	0.500	101.9	12.1
1220	2010/07/30 11:24:35	0.875	93.0	10.6
1221	2010/07/30 11:24:48	1.000	93.1	8.8
1222	2010/07/30 11:24:51	1.000	95.0	9.2
1223	2010/07/30 11:25:09	0.750	90.2	11.2
1224	2010/07/30 11:25:22	0.875	87.6	11.7
1225	2010/07/30 11:25:31	0.875	98.4	10.6
1226	2010/07/30 11:25:42	0.750	92.6	9.3
1227	2010/07/30 11:25:44	0.625	96.0	12.1
1228	2010/07/30 11:33:05	0.750	106.7	7.6
1229	2010/07/30 11:39:53	0.625	91.1	13.3
1230	2010/07/30 11:42:59	0.750	91.5	12.6
1231	2010/07/30 11:43:02	0.625	91.4	12.4
1232	2010/07/30 11:46:43	0.750	88.7	12.3
1233	2010/07/30 11:47:26	0.625	95.1	13.6
1234	2010/07/30 11:50:10	1.000	103.5	11.7
1235	2010/07/30 11:50:15	0.625	87.9	8.6
1236	2010/07/30 11:50:52	0.750	86.9	12.3
1237	2010/07/30 12:10:02	0.750	99.5	13.3
1238	2010/07/30 12:10:10	0.875	86.2	10.8
1239	2010/07/30 12:16:02	0.750	102.4	9.9
1240	2010/07/30 12:23:17	0.625	83.6	13.0
1241	2010/07/30 12:24:18	0.875	79.1	11.4
1242	2010/07/30 12:25:56	0.875	93.3	12.8
1243	2010/07/30 12:27:18	0.500	103.5	14.0
1244	2010/07/30 12:31:21	0.500	82.6	12.8

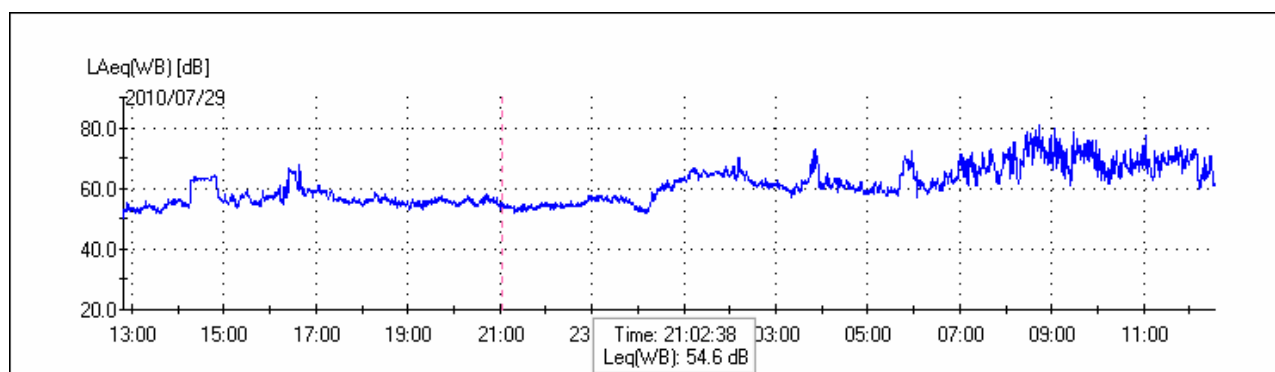
RICONOSCIMENTO COMPONENTI TONALI

		Ponte sullo Stretto di Messina PROGETTO DEFINITIVO		
MONITORAGGIO EMISSIONI DI RUMORE PER LA MAPPATURA DI CLIMA ACUSTICO VOL.2/2	<i>Codice documento</i> AS0106_F0.docxF0	<i>Rev</i> F0	<i>Data</i> 20/06/2011	

Al fine di individuare la presenza di Componenti Tonalì (CT) nel rumore, si effettua un'analisi spettrale per bande normalizzate di 1/3 di ottava. Si considerano esclusivamente le CT aventi carattere stazionario nel tempo ed in frequenza.

L'analisi è stata svolta nell'intervallo di frequenza compreso tra 20 Hz e 20 KHz.

Si è in presenza di una CT se il livello minimo di una banda supera i livelli minimi delle bande adiacenti per almeno 5 dB.



SOGLIE PENALIZZAZIONE	
Persistenza BF	5%
Persistenza AF	5%
TONALI [Hz]	PERSIST [%]
Freq: 80	0.0
Freq: 315	0.1
Freq: 500	0.0
PENALIZZAZIONI	
Penalizzazione BF: No	
Penalizzazione AF: No	

TIME ISTORY COMPONENTI TONALI

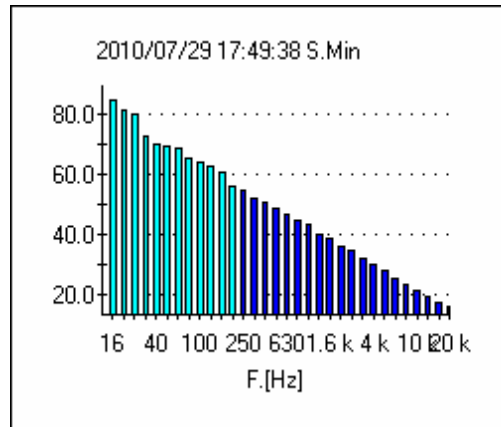
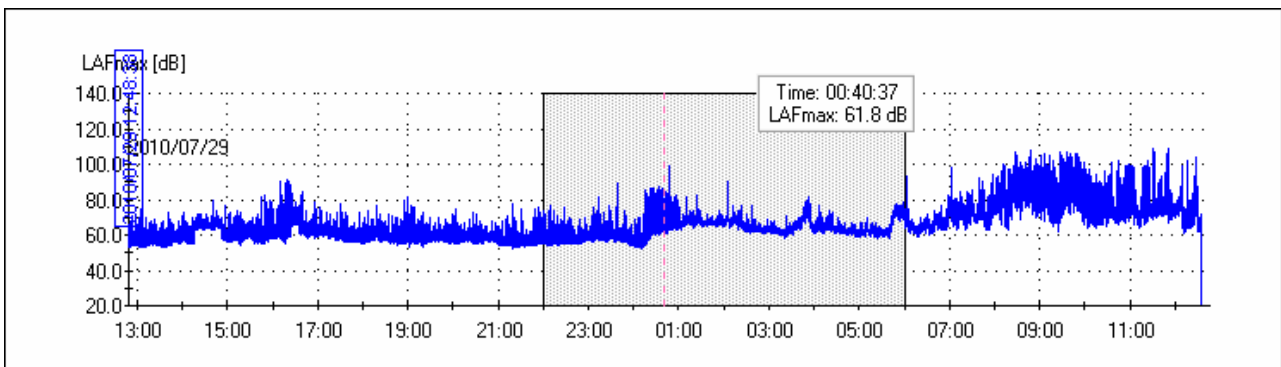
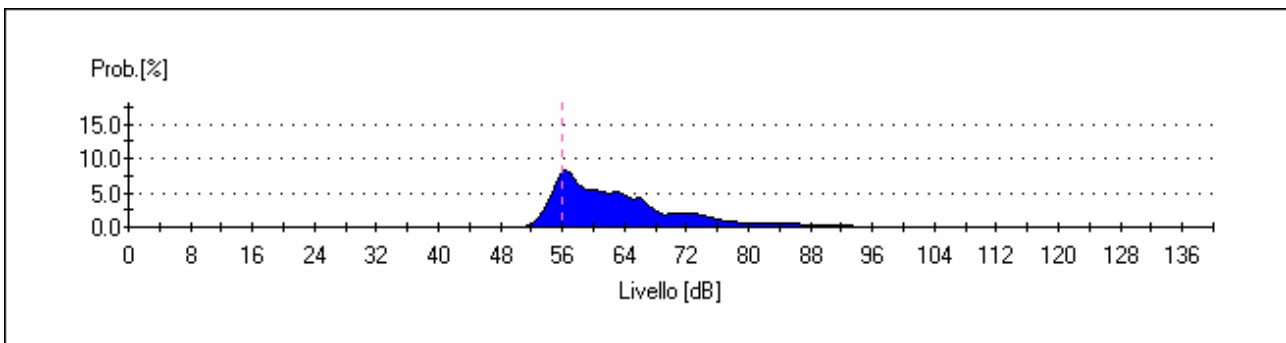


GRAFICO DEL CLIMA ACUSTICO GIORNALIERO



DISTRIBUTIVA



CUMULATIVA

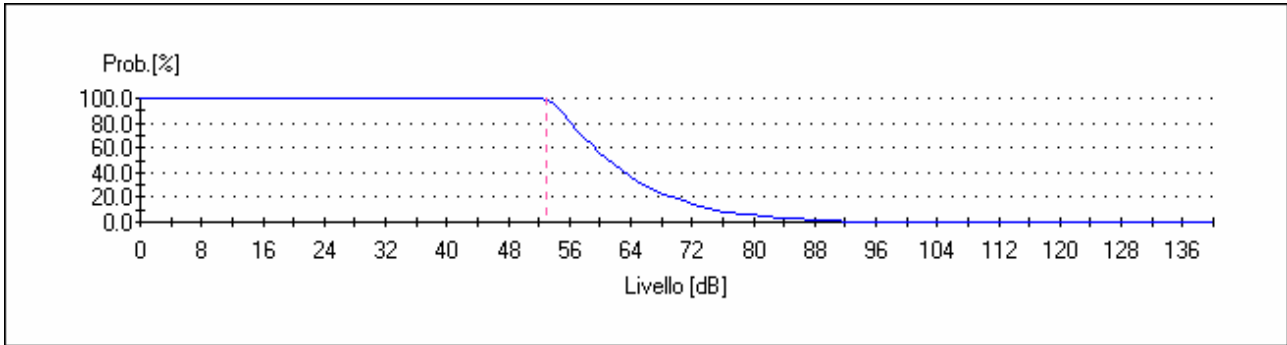
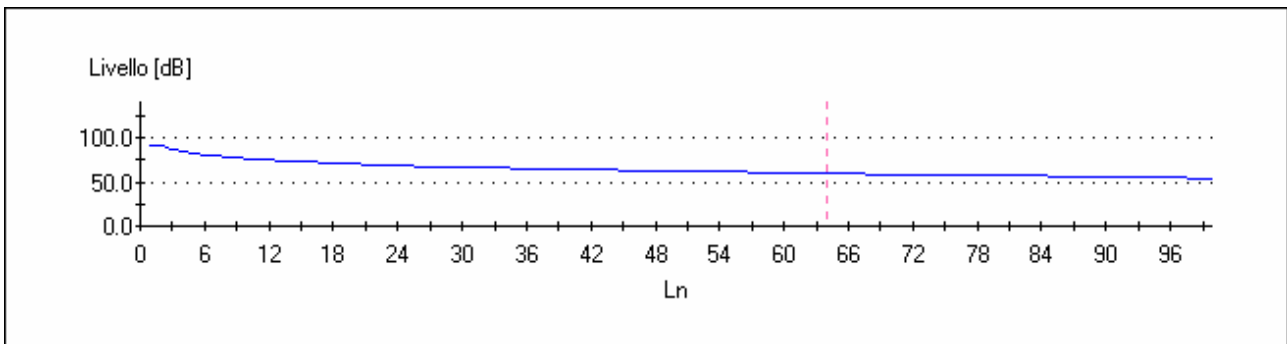


GRAFICO PERCENTILI



Livelli statistici L1, L5, L10, L50, L90, L95, L99; nelle 24 ore

Percentile	Leq.[dB]
0	91.0
1	91.0
2	87.0
3	85.0
4	83.0
5	81.0
6	80.0
7	78.0
8	77.0
9	76.0
10	75.5
11	75.0

12	74.0
13	73.5
14	73.0
15	72.5
16	72.0
17	71.5
18	71.0
19	70.5
20	70.0
21	69.5
22	69.0
23	68.5
24	68.0
25	67.7
26	67.3
27	67.0
28	66.8
29	66.6
30	66.4
31	66.2
32	66.0
33	65.8
34	65.5
35	65.3
36	65.0
37	64.8
38	64.5
39	64.3
40	64.0
41	63.8
42	63.6
43	63.4

44	63.2
45	63.0
46	62.8
47	62.6
48	62.4
49	62.2
50	62.0
51	61.8
52	61.7
53	61.5
54	61.3
55	61.2
56	61.0
57	60.8
58	60.6
59	60.4
60	60.2
61	60.0
62	59.8
63	59.6
64	59.4
65	59.2
66	59.0
67	58.9
68	58.7
69	58.6
70	58.4
71	58.3
72	58.1
73	58.0
74	57.9
75	57.8

		Ponte sullo Stretto di Messina PROGETTO DEFINITIVO	
MONITORAGGIO EMISSIONI DI RUMORE PER LA MAPPATURA DI CLIMA ACUSTICO VOL.2/2	<i>Codice documento</i> AS0106_F0.docxF0	<i>Rev</i> F0	<i>Data</i> 20/06/2011

76	57.6
77	57.5
78	57.4
79	57.3
80	57.1
81	57.0
82	56.9
83	56.8
84	56.6
85	56.5
86	56.4
87	56.3
88	56.1
89	56.0
90	55.8
91	55.7
92	55.5
93	55.3
94	55.2
95	55.0
96	54.7
97	54.3
98	54.0
99	53.0

LIVELLI PERCENTILI DIURNI

Percentile	Leq.[dB]
0	92.0
1	92.0
2	89.0
3	88.0
4	86.0
5	85.0
6	83.0
7	82.0
8	81.0
9	80.0
10	79.0
11	78.0
12	77.0
13	76.5
14	76.0
15	75.5
16	75.0
17	74.5
18	74.0
19	73.7
20	73.3
21	73.0
22	72.5
23	72.0
24	71.5
25	71.0
26	70.5
27	70.0
28	69.5
29	69.0
30	68.7

31	68.3
32	68.0
33	67.5
34	67.0
35	66.5
36	66.0
37	65.7
38	65.3
39	65.0
40	64.8
41	64.5
42	64.3
43	64.0
44	63.7
45	63.3
46	63.0
47	62.7
48	62.3
49	62.0
50	61.7
51	61.3
52	61.0
53	60.8
54	60.5
55	60.3
56	60.0
57	59.8
58	59.6
59	59.4
60	59.2
61	59.0
62	58.9

63	58.8
64	58.6
65	58.5
66	58.4
67	58.3
68	58.1
69	58.0
70	57.9
71	57.8
72	57.7
73	57.6
74	57.4
75	57.3
76	57.2
77	57.1
78	57.0
79	56.9
80	56.8
81	56.7
82	56.6
83	56.5
84	56.4
85	56.3
86	56.2
87	56.1
88	56.0
89	55.8
90	55.7
91	55.5
92	55.3
93	55.2
94	55.0

		Ponte sullo Stretto di Messina PROGETTO DEFINITIVO	
MONITORAGGIO EMISSIONI DI RUMORE PER LA MAPPATURA DI CLIMA ACUSTICO VOL.2/2	<i>Codice documento</i> AS0106_F0.docxF0	<i>Rev</i> F0	<i>Data</i> 20/06/2011

95	54.8
96	54.5
97	54.3
98	54.0
99	53.0

LIVELLI PERCENTILI NOTTURNI

Percentile	Leq.[dB]
0	75.0
1	75.0
2	73.0
3	72.0
4	71.5
5	71.0
6	70.0
7	69.5
8	69.0
9	68.5
10	68.0
11	67.8
12	67.6
13	67.4
14	67.2
15	67.0
16	66.9
17	66.7
18	66.6
19	66.4
20	66.3
21	66.1
22	66.0

23	65.9
24	65.7
25	65.6
26	65.4
27	65.3
28	65.1
29	65.0
30	64.8
31	64.7
32	64.5
33	64.3
34	64.2
35	64.0
36	63.9
37	63.8
38	63.7
39	63.6
40	63.4
41	63.3
42	63.2
43	63.1
44	63.0
45	62.9
46	62.8
47	62.7
48	62.6
49	62.4
50	62.3
51	62.2
52	62.1
53	62.0
54	61.9

55	61.8
56	61.7
57	61.6
58	61.5
59	61.4
60	61.3
61	61.2
62	61.1
63	61.0
64	60.9
65	60.8
66	60.6
67	60.5
68	60.4
69	60.3
70	60.1
71	60.0
72	59.8
73	59.6
74	59.4
75	59.2
76	59.0
77	58.8
78	58.6
79	58.4
80	58.2
81	58.0
82	57.8
83	57.6
84	57.4
85	57.2
86	57.0

		Ponte sullo Stretto di Messina PROGETTO DEFINITIVO	
MONITORAGGIO EMISSIONI DI RUMORE PER LA MAPPATURA DI CLIMA ACUSTICO VOL.2/2	<i>Codice documento</i> AS0106_F0.docxF0	<i>Rev</i> F0	<i>Data</i> 20/06/2011

87	56.8
88	56.6
89	56.4
90	56.2
91	56.0
92	55.8
93	55.6
94	55.4
95	55.2
96	55.0
97	54.5
98	54.0
99	53.0

**LIVELLI DI IMPULS- FAST E SLOW
MAX NELLE 24 ORE**

		Ponte sullo Stretto di Messina PROGETTO DEFINITIVO		
MONITORAGGIO EMISSIONI DI RUMORE PER LA MAPPATURA DI CLIMA ACUSTICO VOL.2/2		<i>Codice documento</i> AS0106_F0.docxF0	<i>Rev</i> F0	<i>Data</i> 20/06/2011

LAIp [dB]	LASp [dB]	LAFp [dB]
95.6	83.1	90.8
82.3	77.7	81.6
103.8	91	99.4
95.5	82.3	90.7
112.5	101.6	107.8
110.5	104.7	108.5
112.5	104.7	108.5

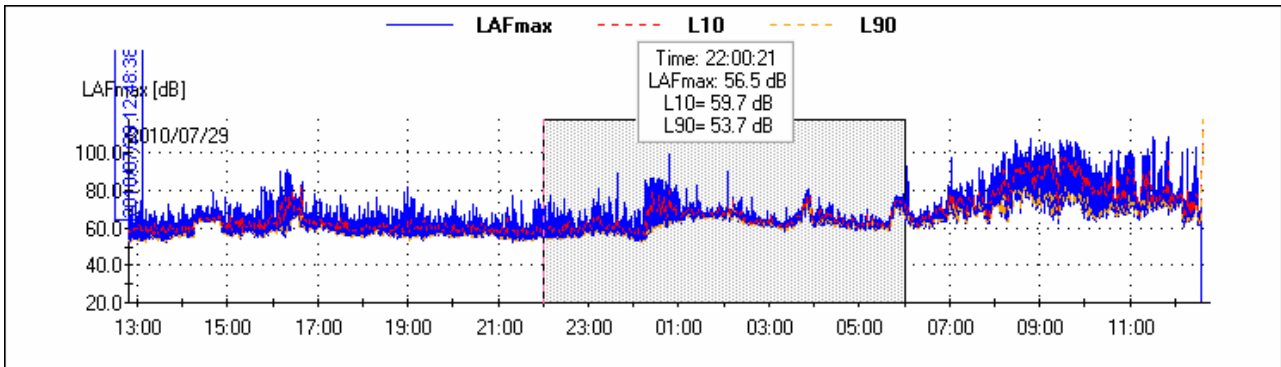
LIVELLI di Impuls – fast – slow massimi nelle 16 ore diurne

LIVELLI DI IMPULS- FAST E SLOW MAX DIURNI		
LAIp [dB]	LASp [dB]	LAFp [dB]
95.6	83.1	90.8
82.3	77.7	81.6
79.3	73.1	77.3
112.5	101.6	107.8
110.5	104.7	108.5
112.5	104.7	108.5

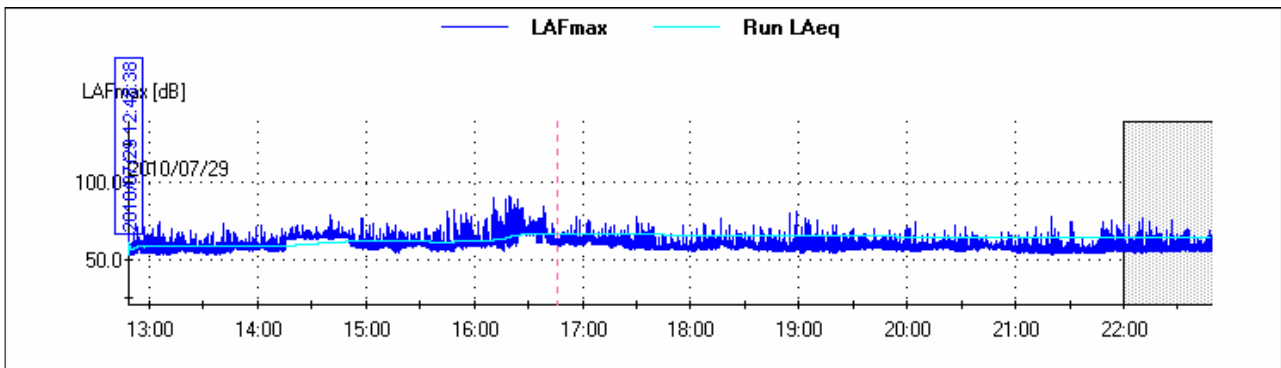
LIVELLI di Impuls – fast – slow massimi nelle 8 ore notturni

LIVELLI DI IMPULS- FAST E SLOW MAX NOTTURNI		
LAIp [dB]	LASp [dB]	LAFp [dB]
103.8	91	99.4
95.5	82.3	90.7
79.9	77	78.7
103.8	91	99.4

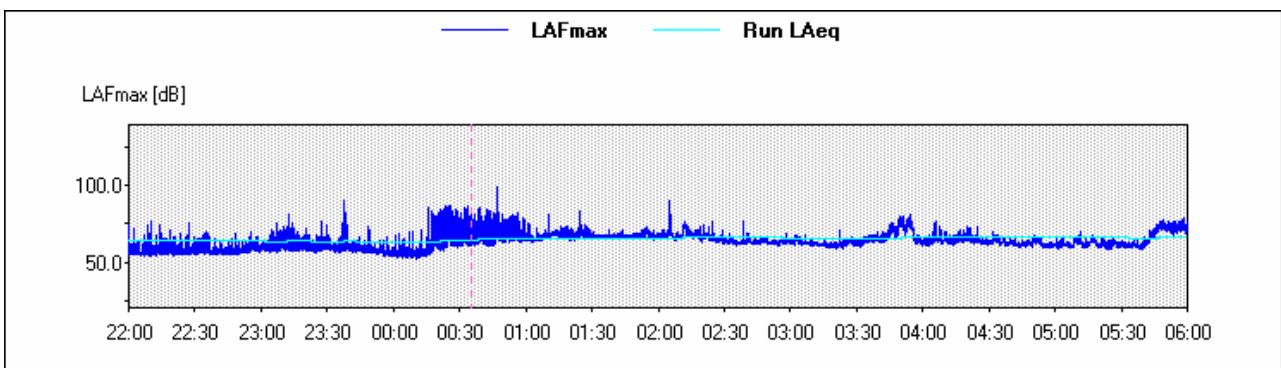
TIME HISTORY L10 – L90



RUNNING Leq DIURNO

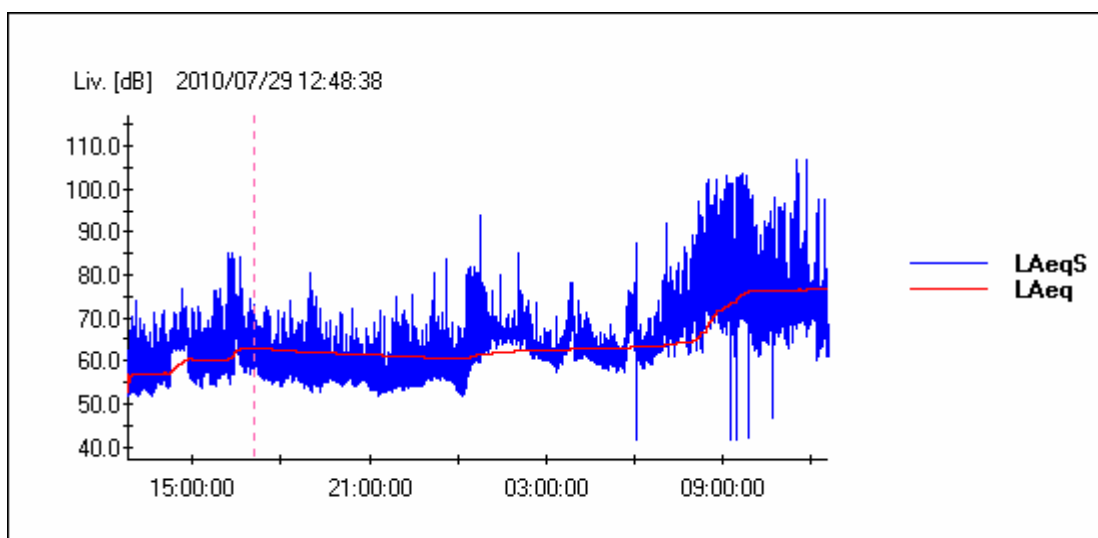


RUNNING Leq NOTTURNO



		Ponte sullo Stretto di Messina PROGETTO DEFINITIVO		
MONITORAGGIO EMISSIONI DI RUMORE PER LA MAPPATURA DI CLIMA ACUSTICO VOL.2/2	<i>Codice documento</i> AS0106_F0.docxF0	<i>Rev</i> F0	<i>Data</i> 20/06/2011	

LA TIME HISTORY LIVELLO EQUIVALENTE PONDERATO "A"



LA TIME HISTORY LIVELLO PRESSIONE SONORA PONDERATA "A"

